

Two portals to GeV sterile neutrinos : dipole versus mixing

Enrico Bertuzzo^{a,b} Michele Frigerio^c

^a*Dipartimento di Scienze Fisiche, Informatiche e Matematiche, Università degli Studi di Modena e Reggio Emilia, Via Campi 213/A, I-41125 Modena, Italy*

^b*INFN sezione di Bologna, via Irnerio 46, 40126 Bologna, Italy*

^c*Laboratoire Charles Coulomb (L2C), University of Montpellier, CNRS, Montpellier, France*

ABSTRACT: Massive sterile neutrinos, also known as heavy neutral leptons, can have a mixing with active neutrinos, θ , as well as a dipole coupling to the photon, d . We study the interplay between these two portals, considering the production from meson decays of sterile neutrinos with mass $0.1 \text{ GeV} \lesssim M_N \lesssim 10 \text{ GeV}$, at beam-dump facilities such as NA62 and SHiP, and at the FASER2 experiment. These sterile neutrinos can be long-lived and decay into a photon in a distant detector, via the dipole operator. We find that all these experiments will be sensitive to values of d which are presently unconstrained. The experimental reach varies strongly with the mass M_N and the mixing θ , and one observes specific correlations with the flavour of active neutrinos. The SHiP experiment will mark a jump in sensitivity, as it will probe dipole couplings as small as $d \sim 10^{-8} \text{ GeV}^{-1}$, thus testing new physics well above the electroweak scale.

Contents

1	Introduction	1
2	Model: two sterile neutrinos with one dipole	3
2.1	Symmetries	4
2.2	Mass diagonalisation	5
2.3	Some considerations on lepton flavour	7
3	Phenomenology at the intensity frontier	10
3.1	Sterile neutrino production and decays	10
3.2	Dipole signal at intensity frontier experiments	14
3.3	Complementary constraints on the dipole portal	21
4	Conclusions	22
A	Dipole-induced neutrino decay and Dirac limit	24
B	Expressions for the decay widths	25
B.1	Mixing-induced sterile neutrino decays	26
B.2	Mesons decays	28
B.3	Comparison between dipole- and mixing-induced processes	29

1 Introduction

Among possible fermionic extensions of the Standard Model (SM), a special role is played by gauge-singlet fermions, also known as sterile neutrinos N . Their mass scale M_N is essentially unconstrained: they can be as heavy as the quantum gravity scale $M_{Planck} \sim 10^{19}$ GeV, as light as the electroweak scale $M_W \sim 10^2$ GeV, or even massless, as long as their couplings to the SM are sufficiently suppressed. They may have Yukawa couplings to the SM operator HL , made of a Higgs and a lepton doublet: in this case they mix with active neutrinos and they contribute to their mass. Such contribution can be the dominant one in the window $m_\nu \sim 0.1$ eV $\lesssim M_N \lesssim 10^{15}$ GeV. When sterile neutrinos lie within the reach of collider experiments, say for 0.1 GeV $\lesssim M_N \lesssim 10^4$ GeV, they are often dubbed heavy neutral leptons (HNLs).

In this mass range, experimental limits on the mixing with active neutrinos are particularly strong (see e.g. the reviews [1, 2] and the references therein) and higher-dimensional interactions may be phenomenologically relevant.¹ In particular, even though sterile neutrinos are singlets with respect to the SM gauge group, they are allowed to couple to gauge

¹A similar reasoning has been used in the case of the dark photon in [3], where it was shown that the effect of higher-dimensional operators can compete with a small kinetic mixing, and drastically change the phenomenology.

bosons via quantum corrections, but also through effective higher-dimensional operators. The most relevant such operator is a dimension-five dipole coupling between N and the hypercharge field strength $B_{\mu\nu}$, which would be generated in any ultraviolet (UV) theory where N couples to heavy states carrying hypercharge. This interaction may literally shed light on sterile neutrinos, as they could be produced and/or detected by their dipole coupling to the photon. The sterile neutrino dipole was first introduced in [4, 5].

Since the phenomenology of GeV-scale sterile neutrinos is determined by two small parameters, the mixing and the dipole, they are expected to have a small decay width. Therefore, experiments aiming at detecting long lived particles may be particularly effective in probing the parameter space, since they are designed to detect light, weakly-coupled new physics. These experiments will be the main focus of our work. More in detail, we consider N production from meson decays, which in turn are produced either in beam-dump experiments or in proton-proton collisions [6–10], and we focus on the detection of the photon emitted in the subsequent N decays, in a detector placed at a large distance from the interaction point.

The relevant mass region is $0.1 \text{ GeV} \lesssim M_N \lesssim 10 \text{ GeV}$: we will see that lighter sterile neutrinos are subject to other constraints and, moreover, the sensitivity to the dipole tends to decrease with the mass; on the other hand, the upper bound on the sterile mass comes from the heaviest available mesons. For sterile neutrinos without a dipole, there is a vast literature setting bounds in this mass window on the mixing with active neutrinos, see [1, 2] for reviews. In particular, intensity frontier experiments can put relevant bounds in the mass-mixing plane, see e.g. [11–15]. On the other hand, the case of a sterile neutrino dipole has been considered, in the limit of negligible active-sterile mixing, in a few papers [16–22].

Here we will analyse extensively the interplay between the dipole and the mixing, and determine the sensitivity of upcoming experiments when both are taken into account. As we will see, the dipole operator between two sterile neutrinos also generates a dipole between active and sterile neutrinos, as a consequence of the mixing. Such *dipole portal* between SM neutrinos and sterile neutrinos has been extensively studied in the literature [23–42]. The dipole portal is usually postulated, without connection to active-sterile mixing. In this article, instead, we will carefully take into account the correlations between the two, which will play an important role in the phenomenology.

We start, in section 2 with a careful analysis of the minimal model, involving two sterile neutrinos $N_{1,2}$. We study the symmetries controlling the relative size of the sterile mass, dipole, and mass splitting. We then perform an explicit, analytic computation of the couplings of the neutrino mass eigenstates. Finally, we generalise to the case of three lepton flavours and review the flavour-dependent bounds on the active-sterile mixing.

We then move to the analysis of sterile neutrino production and detection in section 3. We compute the number of steriles produced from meson decays in upcoming beam-dump experiments (NA62, SHiP) and proton-proton collisions (FASER2), as well as the sterile decay widths in all possible channels. This allows us to identify the regions where the dipole dominates over the mixing, or vice versa. We then simulate events according to the various detector geometries, to compute how many sterile neutrinos decay into a photon above

threshold in the detector. This leads us to determine the sensitivity of each experiment as a function of the sterile neutrino masses and the size of the dipole coupling, taking into account the upper bounds on the active-sterile mixing. Constraints from a variety of past experiments are also presented.

We summarise our main results in section 4. Appendix A details the computation of the dipole-induced N decay widths, and clarifies the limit in which N_1 and N_2 combine into one Dirac neutrino. Appendix B collects the relevant formulas for meson and sterile-neutrino decay widths in the various channels, and compares them quantitatively.

2 Model: two sterile neutrinos with one dipole

Let us add to the Standard Model (SM) two Weyl fermions $N'_{1,2}$ neutral with respect to SM gauge symmetries, i.e. two sterile neutrinos. The relevant Lagrangian is

$$\begin{aligned} \mathcal{L}_N = & iN_1'^{\dagger} \bar{\sigma}^{\mu} \partial_{\mu} N_1' + iN_2'^{\dagger} \bar{\sigma}^{\mu} \partial_{\mu} N_2' - \left(MN_1' N_2' + \frac{\mu_1}{2} N_1' N_1' + \frac{\mu_2}{2} N_2' N_2' + h.c. \right) \\ & - \left[\tilde{H}^{\dagger} L' (Y_N^1 N_1' + Y_N^2 N_2') + h.c. \right] + (d N_1' \sigma^{\mu\nu} N_2' B_{\mu\nu} + h.c.) , \end{aligned} \quad (2.1)$$

where we use the two-component spinor notation, with the conventions of Ref. [43], and we adopt a primed notation for the fermion fields, as we will reserve an unprimed notation for the mass eigenstates. Beside the $N'_{1,2}$ kinetic and mass terms, the Lagrangian contains their Yukawa couplings to the SM Higgs doublet H and lepton doublet L' (for the moment we neglect different lepton flavours), as well as a dipole coupling to the hypercharge field strength $B_{\mu\nu}$. The Wilson coefficient of the dimension-five dipole operator has dimension -1 and is complex in general: we parametrise it as $d = |d|e^{i\xi}$. Note that two is the minimum number of sterile states to introduce a dipole interaction, since the latter is antisymmetric under fermion exchange.

The Lagrangian in Eq. (2.1) contains all sterile-neutrino operators allowed by symmetries up to dimension five, except for the operators $N_i' N_j' H^{\dagger} H = N_i' N_j' (v + h)^2/2$, where $v \simeq 246$ GeV is the Higgs vacuum expectation value and h the physical Higgs boson. These operators shift the sterile neutrino Majorana masses and may affect Higgs physics, but they are irrelevant for our purposes and will be neglected in the following. Recall that the SM effective field theory contains a single dimension-five, Weinberg operator, $(HL')(HL')$: in general, SM neutrinos may receive a mass both from the latter and from the mixing with $N'_{1,2}$, as discussed later. We will neglect operators with dimension larger than five.

Since dipole operators can only be generated at loop level, we expect the Wilson coefficient d to satisfy the following power counting:

$$d \simeq \frac{g'}{16\pi^2} \frac{g_{\star}^2}{m_{\star}}, \quad (2.2)$$

where g' is the gauge coupling associated with hypercharge, g_{\star} is a typical coupling between $N'_{1,2}$ and the ultraviolet (UV) physics that generates the effective operator, while m_{\star} represents a typical mass in the UV theory. In weakly coupled theories we expect $g_{\star} \lesssim 1$, while in strongly coupled theories the coupling can be as large as $g_{\star} \sim 4\pi$, in such a way to (partially) compensate the loop suppression.

2.1 Symmetries

It is interesting to analyse the symmetries of the Lagrangian. For two sterile neutrino species $N'_{1,2}$, the kinetic term has a global symmetry $SU(2)_N \times U(1)_N$, acting on the doublet $\mathbf{N}' \equiv (N'_1 N'_2)^T$ as

$$SU(2)_N : \quad \mathbf{N}' \rightarrow V_N \mathbf{N}', \quad U(1)_N : \quad \mathbf{N}' \rightarrow e^{i\alpha_N} \mathbf{N}'. \quad (2.3)$$

Let us observe that, because of the antisymmetry of the $\sigma^{\mu\nu}$ spinor structure,

$$N'_1 \sigma^{\mu\nu} N'_2 = \frac{1}{2} (N'_1 \sigma^{\mu\nu} N'_2 - N'_2 \sigma^{\mu\nu} N'_1) = \frac{1}{2} \mathbf{N}'_a \sigma^{\mu\nu} \epsilon^{ab} \mathbf{N}'_b, \quad (2.4)$$

where the antisymmetric Levi-Civita tensor ϵ acts on the family index of the sterile neutrinos. Therefore, the dipole operator breaks the $U(1)_N$ symmetry, but it preserves $SU(2)_N$ with \mathbf{N}' transforming as a doublet.

In contrast, the sterile neutrino mass matrix,

$$\mathcal{M} = \begin{pmatrix} \mu_1 & M \\ M & \mu_2 \end{pmatrix} = \begin{pmatrix} -m_1 + im_2 & m_3 \\ m_3 & m_1 + im_2 \end{pmatrix}, \quad (2.5)$$

can break both $U(1)_N$ and $SU(2)_N$. More precisely, the spurion $\mathcal{M}^{ab} \equiv m_A (\sigma_A \epsilon)^{ab}$ transforms in the triplet representation of $SU(2)_N$. In the case of real m_A , $SU(2)_N$ is broken to a $U(1)'_N$ subgroup, and one can check that the two sterile mass eigenstates are degenerate, with $M_1 = M_2 = (m_A m_A)^{1/2}$. This corresponds to a Dirac neutrino with a conserved $U(1)'_N$ charge. Without loss of generality, one can take the real-triplet spurion in the third-component direction, $m_1 = m_2 = 0$ and $m_3 = M$, which preserves the $U(1)'_N$ subgroup generated by σ_3 , with charges $q(N'_1) = +1$ and $q(N'_2) = -1$.

In general, m_A are complex and can break $SU(2)_N$ fully: in this case there are two non-degenerate Majorana fermions, with masses

$$M_{1,2}^2 = m_A m_A^* \pm 2 \left([\text{Im}(m_1 m_2^*)]^2 + [\text{Im}(m_2 m_3^*)]^2 + [\text{Im}(m_3 m_1^*)]^2 \right)^{1/2}. \quad (2.6)$$

It is technically natural to have a small mass difference $\Delta M \equiv M_2 - M_1$, as a $U(1)'_N$ symmetry is restored in the limit $\Delta M \rightarrow 0$.

Let us now introduce the SM lepton doublet L' . As long as the Yukawa couplings $Y_N^{1,2}$ between L' and the sterile neutrinos $N'_{1,2}$ are set to zero, there is no active-sterile mixing, and the SM neutrino ν' remains massless. However, there is an alternative, less trivial way to keep a neutrino light while allowing for active-sterile mixing: it is sufficient to generalise the $U(1)'_N$ symmetry introduced above, by assigning a charge $q(L') = +1$. This symmetry can be considered as a lepton number symmetry, $U(1)_L$, and it is preserved for $Y_N^1 \rightarrow 0$ together with $\mu_{1,2} \rightarrow 0$. In this limit the spectrum is formed by a massless, mostly active neutrino ν , and a massive, mostly sterile Dirac fermion N . When $U(1)_L$ is explicitly broken by Y_N^1 and/or $\mu_{1,2}$, the spectrum is formed by three massive Majorana fermions: a light mass eigenstate, ν , and two heavy ones, $N_{1,2}$.

Given this pattern of symmetry breaking, we conclude that it is technically natural to take the dipole coefficient d as large as allowed by perturbativity, while the sterile neutrino

mass scale M is kept small as desired, since a symmetry $SU(2)_N$ is recovered in the limit in which it vanishes. In addition, for a given M , it is technically natural to have an even smaller sterile mass difference ΔM as well as a tiny active neutrino mass m_ν , since $U(1)_L$ is recovered in the limit in which they vanish. We note in passing that this mass splitting is a crucial parameter to realise leptogenesis close to the GeV scale, see e.g. [44] for a recent analysis. Also, a small, non-zero ΔM can be exploited to obtain evidence for lepton-number violation, see e.g. [45] for a study with the SHiP experiment.

2.2 Mass diagonalisation

The primed neutrino fields can be expressed as a function of the mass eigenstate neutrinos via

$$\begin{pmatrix} \nu' \\ N'_1 \\ N'_2 \end{pmatrix} = U \begin{pmatrix} \nu \\ N_1 \\ N_2 \end{pmatrix}, \quad (2.7)$$

where the unitary matrix U satisfies the condition $U^T \mathcal{M} U = \mathcal{M}_{diag}$, with \mathcal{M}_{diag} the diagonal matrix of mass eigenvalues and

$$\mathcal{M} = \begin{pmatrix} 0 & Y_N^1 v & Y_N^2 v \\ Y_N^1 v & \mu_1 & M \\ Y_N^2 v & M & \mu_2 \end{pmatrix} = \left(\begin{array}{c|c} 0 & m_D^T \\ \hline m_D & \mathcal{M} \end{array} \right), \quad (2.8)$$

where $m_D^T \equiv Y_N v$ is a 2-component row vector, the 2×2 matrix \mathcal{M} has been already defined in Eq. (2.5), and we used $\langle H \rangle = v \simeq 174$ GeV for the Higgs vev. Using the unitarity of U , we can write

$$U = \begin{pmatrix} e^{i\alpha} \sqrt{1 - \boldsymbol{\theta}^\dagger \boldsymbol{\theta}} & \boldsymbol{\theta}^\dagger \\ -\frac{e^{i\alpha} \mathcal{U} \boldsymbol{\theta}}{\sqrt{1 - \boldsymbol{\theta}^\dagger \boldsymbol{\theta}}} & \mathcal{U} \end{pmatrix}, \quad (2.9)$$

where α is a real number, $\boldsymbol{\theta} = (\theta_1 \theta_2)^T$ is a 2-component complex vector, representing the mixing between the active and sterile neutrinos, and \mathcal{U} is a 2×2 matrix that satisfies

$$\mathcal{U}^\dagger \mathcal{U} = \mathbb{1} - \boldsymbol{\theta} \boldsymbol{\theta}^\dagger = V_\boldsymbol{\theta} \begin{pmatrix} 1 - \boldsymbol{\theta}^\dagger \boldsymbol{\theta} & 0 \\ 0 & 1 \end{pmatrix} V_\boldsymbol{\theta}^\dagger, \quad (2.10)$$

with $V_\boldsymbol{\theta}$ the unitary matrix that diagonalises $\mathcal{U}^\dagger \mathcal{U}$. Eq. (2.10) fixes \mathcal{U} as a function of $\boldsymbol{\theta}$, up to an arbitrary unitary rotation V on the left,

$$\mathcal{U} = V \begin{pmatrix} \sqrt{1 - \boldsymbol{\theta}^\dagger \boldsymbol{\theta}} & 0 \\ 0 & 1 \end{pmatrix} V_\boldsymbol{\theta}^\dagger, \quad V_\boldsymbol{\theta} = \frac{1}{\sqrt{\boldsymbol{\theta}^\dagger \boldsymbol{\theta}}} \begin{pmatrix} \theta_1 & -i\theta_2^* \\ \theta_2 & i\theta_1^* \end{pmatrix}. \quad (2.11)$$

The matrix V can be parameterised e.g. as $V = \text{diag}(e^{i\beta}, e^{i\gamma}) R_3 \text{diag}(e^{i\delta}, e^{-i\delta})$, with R_3 a real orthogonal rotation by an angle θ_3 . After a phase redefinition $e^{i\alpha} \boldsymbol{\theta} \rightarrow \boldsymbol{\theta}$, the phases α, β, γ can be removed by a phase redefinition of the fields ν', N'_1, N'_2 , therefore we will drop them in the following. In summary, the six physical parameters in the diagonalisation matrix U are $|\theta_{1,2}|$, $\arg(\theta_{1,2})$, θ_3 and δ .

In terms of mass eigenstates, the dipole interaction term can be written as

$$\mathcal{L}_{dipole} = \frac{d}{2} \left(\mathbf{N}^T - \frac{\nu \boldsymbol{\theta}^T}{\sqrt{1 - \boldsymbol{\theta}^\dagger \boldsymbol{\theta}}} \right) \mathcal{U}^T \sigma^{\mu\nu} \epsilon \mathcal{U} \left(\mathbf{N} - \frac{\boldsymbol{\theta} \nu}{\sqrt{1 - \boldsymbol{\theta}^\dagger \boldsymbol{\theta}}} \right) B_{\mu\nu} + h.c., \quad (2.12)$$

where $\mathbf{N} \equiv (N_1 \ N_2)^T$. Since $\mathcal{U}^T \epsilon \mathcal{U} = \det \mathcal{U} \cdot \epsilon = e^{i\phi} \sqrt{1 - \boldsymbol{\theta}^\dagger \boldsymbol{\theta}} \cdot \epsilon$, the dipole interaction becomes

$$\mathcal{L}_{dipole} = \tilde{d} \sqrt{1 - \boldsymbol{\theta}^\dagger \boldsymbol{\theta}} N_1 \sigma^{\mu\nu} N_2 B_{\mu\nu} - \tilde{d} \theta_2 N_1 \sigma^{\mu\nu} \nu B_{\mu\nu} + \tilde{d} \theta_1 N_2 \sigma^{\mu\nu} \nu B_{\mu\nu} + h.c., \quad (2.13)$$

where we absorbed the phase ϕ in the dipole coefficient, $\tilde{d} \equiv d e^{i\phi}$. Note that the active-active dipole remains exactly zero by antisymmetry. Since the active-sterile mixing angles θ_i are small, we will sometime neglect terms of order $\theta_i \theta_j$, i.e. drop the square root in the coefficient of the $N_1 - N_2$ dipole.

We observe that an active-sterile dipole may be generated, alternatively, by introducing a dim-six operator, $d_6 N \sigma^{\mu\nu} (LH) B_{\mu\nu}$, with a Wilson coefficient d_6 which, in general, is unrelated to the active-sterile mixing. We assume that this contribution is negligible with respect to the one that appears Eq. (2.13). The d_6 contribution is actually subdominant in a large class of UV theories of flavour (e.g. partial compositeness), where the size of d_6 is related to the size of d and $\theta \simeq Y_N v/M$, as the associated operators involve the same fields. In these theories, combining the estimate for d in Eq. (2.2) with analogous power-counting estimates for d_6 and Y_N , we find a ratio $(d_6 \cdot v)/(d \cdot \theta) \simeq M/m_*$. Such ratio is smaller than one as long as sterile neutrinos are lighter than the UV cutoff.

The seesaw mass matrix of Eq. (2.8) can be block-diagonalised perturbatively in the matrix $\epsilon \equiv \mathcal{M}^{-1} m_D$ [46]. To leading order, we have

$$\mathcal{U} \boldsymbol{\theta} \simeq \mathcal{M}^{-1} m_D. \quad (2.14)$$

As usual, the light (mostly active) neutrino mass is given by the seesaw formula,

$$m_\nu \simeq -m_D^T \mathcal{M}^{-1} m_D \simeq -\boldsymbol{\theta}^T \mathcal{U}^T \mathcal{M} \mathcal{U} \boldsymbol{\theta}, \quad (2.15)$$

which shows that m_ν is suppressed by terms of order $\theta_i \theta_j$ with respect to the sterile neutrino mass scale. The masses $M_{1,2}$ of the heavy (mostly sterile) neutrinos are given by Eq. (2.6), up to corrections of order $\theta_i \theta_j$.

It is interesting to spell out the $U(1)_L$ conserving limit, where $m_{D1} = \mu_1 = \mu_2 = 0$. In this case the diagonal mass matrix is $\mathcal{M}_{diag} = \text{diag}(0, M_D, M_D)$, with a Dirac mass given by $M_D = \sqrt{m_{D2}^2 + M^2}$, and the active-sterile mixing parameters are equal to

$$\boldsymbol{\theta} = \frac{1}{\sqrt{2}} \begin{pmatrix} is \\ s \end{pmatrix}, \quad \mathcal{U} = \frac{1}{\sqrt{2}} \begin{pmatrix} -ic & c \\ i & 1 \end{pmatrix}, \quad (2.16)$$

with $s \equiv m_{D2}/\sqrt{m_{D2}^2 + M^2}$ and $c \equiv M/\sqrt{m_{D2}^2 + M^2}$. Even though this mixing does not contribute to m_ν , it does modify the ν couplings to the W and Z bosons: experimental

bounds require roughly $s^2 \lesssim 10^{-3}$ [47]. Introducing four-component spinors for the Dirac mass eigenstate and the massless neutrino,

$$N_D = \begin{pmatrix} cN'_1 + s\nu' \\ N'_2 \dagger \end{pmatrix}, \quad \nu_L = \begin{pmatrix} -sN'_1 + c\nu' \\ 0 \end{pmatrix}, \quad (2.17)$$

the dipole interaction reads

$$\mathcal{L}_{dipole} = -\frac{1}{2} d c \overline{N_D} \Sigma^{\mu\nu} P_L N_D B_{\mu\nu} + \frac{1}{2} d s \overline{N_D} \Sigma^{\mu\nu} \nu_L B_{\mu\nu} + h.c., \quad (2.18)$$

where $\Sigma^{\mu\nu} = i[\gamma^\mu, \gamma^\nu]/2$ [43].

Finally, let us consider one particular departure from the $U(1)_L$ limit, which amounts to split N_D into a pair of non-degenerate Majorana fermions, while keeping m_ν vanishing. To this purpose, let us choose $\mathcal{M}_{diag} \equiv \text{diag}(m_\nu, M_1, M_2) = \text{diag}[0, M_s(1 - \delta), M_s(1 + \delta)]$. In this case $\mathcal{M}_{11} = 0$ implies $\theta_1^2(1 - \delta) + \theta_2^2(1 + \delta) = 0$, so for the mixing one can take

$$\theta = \frac{1}{\sqrt{2}} \begin{pmatrix} is\sqrt{1 + \delta} \\ s\sqrt{1 - \delta} \end{pmatrix}, \quad \mathcal{U} = \frac{1}{\sqrt{2}} \begin{pmatrix} -ic\sqrt{1 + \delta} & c\sqrt{1 - \delta} \\ i\sqrt{1 - \delta} & \sqrt{1 + \delta} \end{pmatrix}, \quad (2.19)$$

which generalises Eq. (2.16) with the same definition for s and c , and \mathcal{U} was determined from θ by using Eq. (2.11) and setting V to the identity. The sterile masses are related to the Dirac mass by $M_s = M_D/\sqrt{1 - \delta^2}$. This particular scenario corresponds to the $U(1)_L$ -breaking parameter $\mu_2 = 2\delta M_s$, while keeping $m_{D1} = \mu_1 = 0$. This choice is neither generic nor justified by a symmetry, rather it corresponds to a convenient slice of the allowed parameter space, which is sufficient to study the phenomenology as a function of the sterile neutrino mass splitting δ , defined by

$$\delta \equiv \frac{M_2 - M_1}{M_2 + M_1}. \quad (2.20)$$

2.3 Some considerations on lepton flavour

Up to this point we neglected lepton flavour, assuming a single SM lepton doublet $L = (\nu \ e)^T$. However, the experimental bounds on charged-lepton transitions, as well as the measured neutrino-oscillation parameters, have a strong flavour dependence. Let us therefore introduce the three different flavours of lepton doublets, L_α for $\alpha = e, \mu, \tau$. Then, the active-sterile mixing is promoted to a 2×3 matrix with entries $\theta_{i\alpha}$.

Let us stick to the $U(1)_L$ conserving limit, which guarantees vanishingly small neutrino masses. In this limit $\mu_{1,2} = 0$ and $Y_N^{1\alpha} = 0$, therefore the neutrino Dirac mass matrix m_D and the sterile mass matrix \mathcal{M} , introduced in Eq. (2.8), read

$$m_D = \begin{pmatrix} 0 & 0 & 0 \\ m_{2e} & m_{2\mu} & m_{2\tau} \end{pmatrix}, \quad \mathcal{M} = \begin{pmatrix} 0 & M \\ M & 0 \end{pmatrix}, \quad (2.21)$$

for $m_{2\alpha} \equiv Y_N^{2\alpha} v$. The diagonalised mass matrix is $\mathcal{M}_{diag} = \text{diag}(0, 0, 0, M_D, M_D)$, with $M_D = \sqrt{m_{2e}^2 + m_{2\mu}^2 + m_{2\tau}^2 + M^2}$, and the diagonalisation matrix U , defined by Eq. (2.7),

takes the form

$$U = \begin{pmatrix} c_e & 0 & 0 & s_e & 0 \\ -s_e s_\mu & c_\mu & 0 & c_e s_\mu & 0 \\ -s_e c_\mu s_\tau & -s_\mu s_\tau & c_\tau & c_e c_\mu s_\tau & 0 \\ -s_e c_\mu c_\tau & -s_\mu c_\tau & -s_\tau & c_e c_\mu c_\tau & 0 \\ 0 & 0 & 0 & 0 & 1 \end{pmatrix} \begin{pmatrix} 1 & 0 & 0 & 0 & 0 \\ 0 & 1 & 0 & 0 & 0 \\ 0 & 0 & 1 & 0 & 0 \\ 0 & 0 & 0 & -i/\sqrt{2} & 1/\sqrt{2} \\ 0 & 0 & 0 & i/\sqrt{2} & 1/\sqrt{2} \end{pmatrix}, \quad (2.22)$$

where $s_\alpha \equiv \sin \theta_\alpha$, $c_\alpha \equiv \cos \theta_\alpha$, and

$$s_e \equiv \frac{m_{2e}}{\sqrt{m_{2e}^2 + m_{2\mu}^2 + m_{2\tau}^2 + M^2}}, \quad s_\mu \equiv \frac{m_{2\mu}}{\sqrt{m_{2\mu}^2 + m_{2\tau}^2 + M^2}}, \quad s_\tau \equiv \frac{m_{2\tau}}{\sqrt{m_{2\tau}^2 + M^2}}. \quad (2.23)$$

This corresponds to

$$\boldsymbol{\theta} = \frac{1}{\sqrt{2}} \begin{pmatrix} i s_e & i c_e s_\mu & i c_e c_\mu s_\tau \\ s_e & c_e s_\mu & c_e c_\mu s_\tau \end{pmatrix}, \quad \mathcal{U} = \frac{1}{\sqrt{2}} \begin{pmatrix} -i c_e c_\mu c_\tau & c_e c_\mu c_\tau \\ i & 1 \end{pmatrix}. \quad (2.24)$$

It is easy to check that, in the limit where only one $m_{2\alpha}$ is non-zero, one reduces to the single flavour case of Eq. (2.16). Note that, since the three light neutrinos are massless in this $U(1)_L$ -conserving limit, the matrix U is determined only up to a block-diagonal transformation from the right-hand side, of the form $\tilde{V} = \text{diag}(V', \mathbb{1})$, with V' an arbitrary 3×3 unitary matrix and $\mathbb{1}$ the 2×2 identity matrix.

Let us discuss the constraints on the various flavour mixing parameters. To begin with, consider sterile neutrinos with mass above the electroweak scale, which can be probed only indirectly via their contribution to SM higher-dimensional operators. In this case, lepton-flavour conserving observables (mainly, corrections to Z and W couplings, and to the muon decay) imply [47]

$$s_e^2 \lesssim 10^{-3}, \quad s_\mu^2 \lesssim 10^{-3}, \quad s_\tau^2 \lesssim 3 \times 10^{-3}. \quad (2.25)$$

In addition, lepton-flavour violating μ -to- e transitions imply more severe bounds, when both mixing angles are non-vanishing [47],

$$\text{if } s_e \simeq s_\mu, \quad \text{then } s_{e,\mu}^2 \lesssim 10^{-5} [10^{-7}], \quad (2.26)$$

where the number in bracket indicates the sensitivity of the next generation experiments. Current bounds on τ flavour-violating observables are not more constraining than Eq. (2.25), but they might be in the near future. Note that most of these indirect constraints come from low-energy observables, at the μ (τ) mass scale, therefore they apply also to sterile neutrinos as light as a GeV (a few GeVs).

However, if sterile neutrinos are at the electroweak scale or below, direct searches may imply additional constraints on the active-sterile mixing angles. A compilation of such constraints can be found e.g. in [1, 2]. Assuming mixing with a single lepton family at a time, the current bounds can be summarised, very roughly, as follows:

$$\begin{aligned} &\text{for } 2 \text{ GeV} \lesssim M_D \lesssim 80 \text{ GeV}, & s_{e,\mu}^2 &\lesssim 10^{-5}, & s_\tau^2 &\lesssim 10^{-5}, \\ &\text{for } 0.5 \text{ GeV} \lesssim M_D \lesssim 2 \text{ GeV}, & s_{e,\mu}^2 &\lesssim 10^{-7}, & s_\tau^2 &\lesssim 10^{-6}, \\ &\text{for } 0.2 \text{ GeV} \lesssim M_D \lesssim 0.5 \text{ GeV}, & s_{e,\mu}^2 &\lesssim 10^{-9}, & s_\tau^2 &\lesssim 10^{-5}. \end{aligned} \quad (2.27)$$

We refer to [1, 2] for more precise numbers and a detailed discussion of the various searches. Note that these bounds are derived assuming sterile neutrinos with no dipole interactions: as we will see, the dipole modifies the sterile neutrino production and decay channels, potentially shifting these constraints on the mixing angles. Another potentially strong bound comes from Big Bang Nucleosynthesis [1, 2], which, combined with the limits of Eq. (2.27), excludes all masses $M_D \lesssim 0.5$ GeV (when $s_{e,\mu}^2 \neq 0$) or $M_D \lesssim 0.1$ GeV ($s_\tau^2 \neq 0$). Also this bound can be modified by the presence of the dipole operator.

The sterile-neutrino dipole operator reads, in the mass basis,

$$\begin{aligned} \mathcal{L}_{dipole} = & -\frac{1}{2} d c_e c_\mu c_\tau \overline{N_D} \Sigma^{\mu\nu} P_L N_D B_{\mu\nu} \\ & + \frac{1}{2} d \overline{N_D} \Sigma^{\mu\nu} (s_\tau \nu_{L\tau} + c_\tau s_\mu \nu_{L\mu} + c_\tau c_\mu s_e \nu_{Le}) B_{\mu\nu} + h.c., \end{aligned} \quad (2.28)$$

where $\nu_{Le,\mu,\tau}$ are the three massless eigenstates in the flavour basis: their relation to neutrino mass eigenstates has yet to be determined, by the lepton-number-violating parameters which generate their masses. Note that $\nu_{Le,\mu,\tau}$ have no dipole interaction among each other, since those would violate lepton number by two units. Indeed, a departure from the $U(1)_L$ limit could also induce transitional dipole moments among the three light Majorana neutrinos, which are subject to strong experimental constraints [48].

Departures from the $U(1)_L$ -conserving limit are also constrained by the smallness of the light neutrino Majorana mass matrix m_ν , whose entries should not exceed ~ 0.1 eV. By generalising what we showed for the one-flavour case at the end of section 2.2, one possible breaking of lepton number amounts to take $\mathcal{M}_{diag} = \text{diag}[0, 0, 0, (1-\delta)M_s, (1+\delta)M_s]$, thus splitting the two sterile masses while keeping $m_\nu = 0$. The mixing matrix U is minimally modified with respect to Eq. (2.22), by the replacement of the 2×2 block in the second factor,

$$\frac{1}{\sqrt{2}} \begin{pmatrix} -i & 1 \\ i & 1 \end{pmatrix} \Rightarrow \frac{1}{\sqrt{2}} \begin{pmatrix} -i\sqrt{1+\delta} & \sqrt{1-\delta} \\ i\sqrt{1-\delta} & \sqrt{1+\delta} \end{pmatrix}. \quad (2.29)$$

The corresponding modification to Eq. (2.21) amounts to a non-zero 22-entry in \mathcal{M} , given by $\mu_2 = 2\delta M_s$, with $M_s = M_D/\sqrt{1-\delta^2}$. Note that in this scenario one has

$$|\theta_{2\alpha}| = \sqrt{\frac{1-\delta}{1+\delta}} |\theta_{1\alpha}|, \quad \alpha = e, \mu, \tau. \quad (2.30)$$

This particular $U(1)_L$ breaking has the additional advantage of not inducing transitional dipole moments among the light neutrinos. Indeed, we started from $dN'_1 \sigma^{\mu\nu} N'_2 B_{\mu\nu}$, but N'_2 does not contain any light neutrino component, because $U_{5i} = 0$ for $i = 1, 2, 3$. Explicitly,

$$\begin{aligned} \mathcal{L}_{dipole} = & -i d c_e c_\mu c_\tau N_1 \sigma^{\mu\nu} N_2 B_{\mu\nu} \\ & + \frac{i}{\sqrt{2}} d \sqrt{1-\delta} N_1 \sigma^{\mu\nu} (s_\tau \nu_\tau + c_\tau s_\mu \nu_\mu + c_\tau c_\mu s_e \nu_e) B_{\mu\nu} \\ & + \frac{1}{\sqrt{2}} d \sqrt{1+\delta} N_2 \sigma^{\mu\nu} (s_\tau \nu_\tau + c_\tau s_\mu \nu_\mu + c_\tau c_\mu s_e \nu_e) B_{\mu\nu} + h.c.. \end{aligned} \quad (2.31)$$

A more general $U(1)_L$ breaking can contribute to the 3×3 light neutrino mass matrix m_ν . Indeed, the mixing with the two sterile neutrinos $N'_{1,2}$ could be sufficient to fit

all neutrino oscillation data, which determine accurately the mass differences and mixing angles among the three flavours of light neutrinos. In general, m_ν might receive additional contributions from other UV sources but, if one insists that the $N'_{1,2}$ contribution dominates, then the active-sterile mixing can be further constrained. Introducing the ‘relative’ mixing angles $\hat{s}_\alpha^2 \equiv s_\alpha^2 / (\sum_\beta s_\beta^2)$, and requiring to reproduce oscillation data with only two sterile neutrinos, one roughly finds [49],

$$\begin{aligned} \text{normal ordering } (m_1 < m_2 < m_3) : & \quad \hat{s}_e^2 \lesssim 0.1, \quad 0.25 \lesssim \hat{s}_\mu^2 \lesssim 0.85, \quad \hat{s}_\tau^2 \simeq 1 - \hat{s}_\mu^2, \\ \text{inverted ordering } (m_3 < m_1 < m_2) : & \quad 0.05 \lesssim \hat{s}_e^2 \lesssim 0.95, \quad \hat{s}_\mu^2 \simeq \hat{s}_\tau^2 \simeq 0.5(1 - \hat{s}_e^2), \end{aligned} \tag{2.32}$$

where $m_{1,2,3}$ are the light neutrino mass eigenvalues. In other words, the relative sizes of $s_{e,\mu,\tau}$ are no longer independent, therefore the upper bounds on each s_α^2 , listed earlier in this section, now may translate into bounds on the other flavours, according to Eq. (2.32).

3 Phenomenology at the intensity frontier

3.1 Sterile neutrino production and decays

The dipole operators in Eq. (2.31) generate the decays $N_2 \rightarrow N_1\gamma$ and $N_i \rightarrow \nu_\alpha\gamma$, which are central in our phenomenological analysis. At leading order in the mixing angles $\theta_{i\alpha}$, the decay widths are given by

$$\begin{aligned} \Gamma(N_2 \rightarrow N_1\gamma) &= \frac{|d|^2 \cos^2 \theta_w}{8\pi} M_2^3 \left(1 - \frac{M_1^2}{M_2^2}\right)^3, \\ \Gamma(N_2 \rightarrow \nu_\alpha\gamma) &= \frac{|d|^2 \cos^2 \theta_w |\theta_{1\alpha}|^2}{8\pi} M_2^3, \\ \Gamma(N_1 \rightarrow \nu_\alpha\gamma) &= \frac{|d|^2 \cos^2 \theta_w |\theta_{2\alpha}|^2}{8\pi} M_1^3, \end{aligned} \tag{3.1}$$

where θ_w is the weak angle. The limit in which $(M_2 - M_1) \rightarrow 0$ and the two Majorana fermions $N_{1,2}$ combine to form a unique Dirac particle is clarified in App. A. In general, all these decay widths are expected to be small, i.e. both $N_{1,2}$ are expected to be long-lived. Various factors point to this conclusion: first, we expect $|d|M_{1,2} \ll 1$ in order to be inside the range of validity of the effective theory we are considering; second, following our discussion of symmetries in Sec. 2.1, we expect M_1 and M_2 to be relatively close in mass, since their mass splitting is due to explicit $U(1)_L$ breaking. Finally, the mixing angles $|\theta_{i\alpha}|$ are also small because of experimental limits, as discussed in Sec. 2.3. Inspecting Eq. (3.1), we see that $\Gamma(N_2 \rightarrow N_1\gamma)$ is suppressed by the smallness of the dipole coefficient and by the small mass splitting; the widths $\Gamma(N_{1,2} \rightarrow \nu_\alpha\gamma)$, on the other hand, are suppressed by the smallness of the dipole coefficient and of the mixing angles. This leads to the conclusion that, if produced in sufficient numbers, $N_{1,2}$ decays can give interesting signals at experiments that may exploit their long-lived nature, i.e. experiments at the intensity frontier.

Once the kinematics (i.e. $M_{1,2}$) is fixed, the phenomenology is completely determined by the dipole coefficient d and by the mixing angles $\theta_{i\alpha}$. Different regions in parameter space

will have different phenomenology, depending on the relative size of dipole and mixing. For instance, we can have the dipole (or the mixing) dominating both $N_{1,2}$ production and decays, while in other regions the dipole may dominate production and the mixing may dominate decays, or viceversa. The shape and extension of these regions will depend not only on the parameters d and $\theta_{i\alpha}$, but also on the experiment considered, since the number of sterile states produced is experiment-dependent. To estimate the region in which the dipole dominates, we will consider, as an example, three experiments at the intensity frontier, the same for which we will later compute the sensitivities: SHiP [8], NA62 [9] and FASER2 [10]. All these experiments consist in a proton beam colliding with either a target (NA62 and SHiP, that use or will use the 400 GeV SPS proton beam at CERN) or protons (FASER2, which is expected to be placed near the ATLAS interaction point). Sterile states $N_{1,2}$ are produced mainly from the decays of the mesons produced in these collisions (see Sec. 3.2) and they travel a macroscopic distance until they reach the detector that can measure their decay products.

To estimate the regions in parameter space in which the dipole dominates production and/or decay, we will focus on N_2 (we will comment later on what happens for N_1) and proceed as follows: concerning production, we will consider the number of N_2 particles produced in mesons decays due to either the dipole (N_{dipole}) or the mixing (N_{mixing}): the dipole dominates in the region in which $N_{\text{dipole}} > N_{\text{mixing}}$. The computation of N_{dipole} and N_{mixing} can be done by taking the number of mesons produced per collision at the experiments considered (see [22]) and multiplying them by the meson branching ratio into N_2 : see App. B.2 for the explicit decay widths of mesons into sterile states and App. B.3 for more details on the computation of the number of events. As for decays, we again focus on N_2 and consider the dipole to dominate when $\Gamma_{\text{dipole}} > \Gamma_{\text{mixing}}$, where $\Gamma_{\text{dipole}} \equiv \Gamma(N_2 \rightarrow N_1\gamma) + \sum_{\alpha} \Gamma(N_2 \rightarrow \nu_{\alpha}\gamma)$, with the explicit expressions given in Eq. (3.1), while Γ_{mixing} is the sum of the decay widths for all the channels due to the mixing only, whose explicit expressions can be found App. B.1, while more details on the behaviour of the sterile decays can be found in App. B.3.

Our results are shown in Figs. 1 and 2 for different choices of parameters. In both figures, we have $N_{\text{dipole}} > N_{\text{mixing}}$ above the blue lines and $\Gamma_{\text{dipole}} > \Gamma_{\text{mixing}}$ above the orange lines. In the wine-shaded region (where blue and orange shadings superimpose) the dipole dominates both production and decays. The opposite situation occurs in the white region, where the mixing dominates both production and decays. We also have blue-shaded regions, in which the dipole dominates production but not decays, and orange-shaded regions, in which the dipole dominates decays but not production. On the left (right) panels we turn on the mixing with the τ (μ) flavour only. We have explicitly checked that for mixing with the e flavour the results are essentially the same as for the μ flavour, so we do not show them. The two horizontal dashed gray lines show two representative values for the dipole coefficient, obtained using the estimate in Eq. (2.2) and fixing $m_{\star} = 1$ TeV, with $g_{\star} = 1$ for a weakly coupled UV completion, and $g_{\star} = 4\pi$ for a strongly coupled UV completion. The vertical dashed gray line shows, instead, the approximate upper limit on the mixing angles: $\theta_{1\tau} \simeq 10^{-3}$ and $\theta_{1\mu} \simeq 3 \times 10^{-4}$. These are taken from [2] and are the maximum allowed mixing for the representative value $M_1 = 1$ GeV. We stress once more

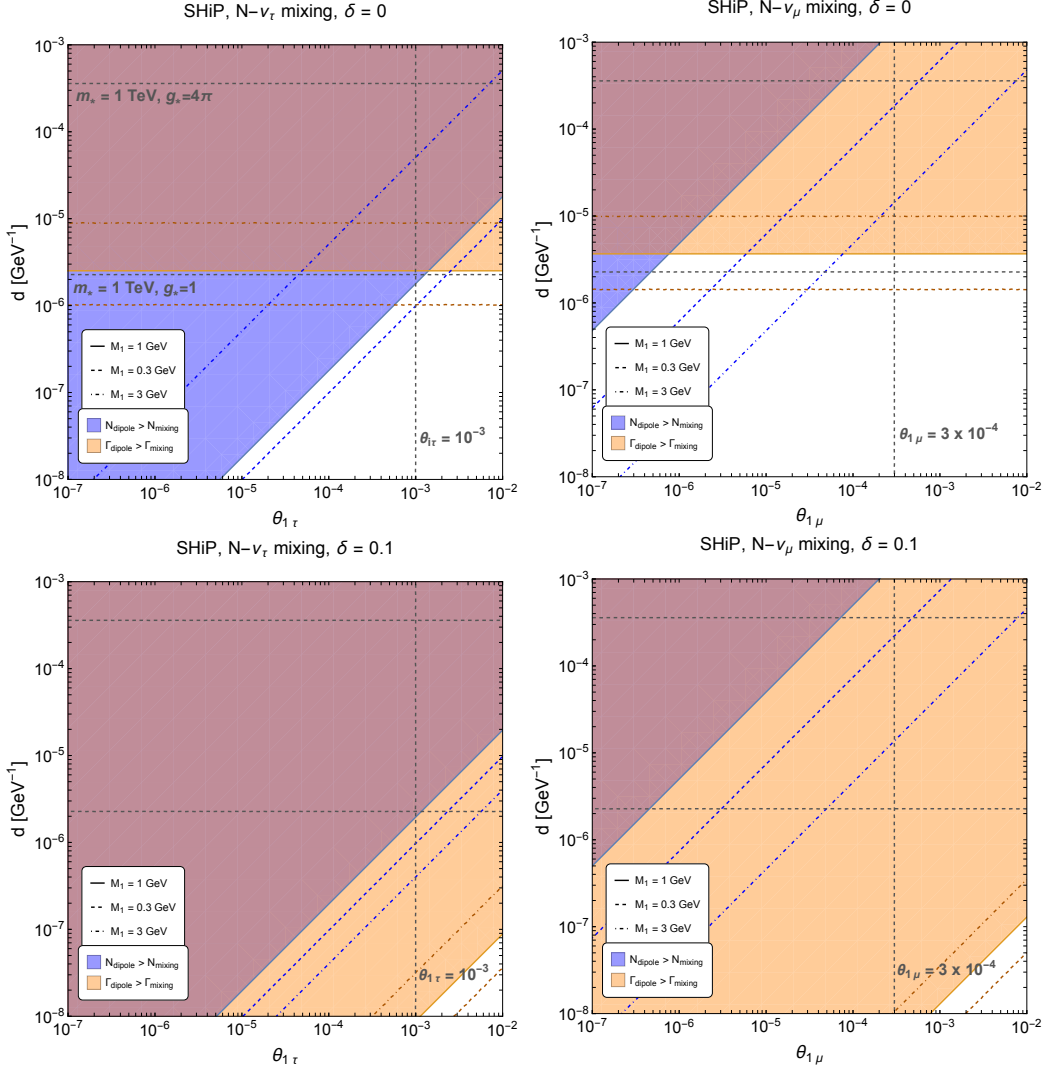


Figure 1. Regions in which N_2 production is dominated by the dipole, $N_{\text{dipole}} > N_{\text{mixing}}$ (above the blue lines), and where N_2 decays are dominated by the dipole, $\Gamma_{\text{dipole}} > \Gamma_{\text{mixing}}$ (above the orange lines), for three different values of M_1 . The light blue/orange colour shading corresponds to the case $M_1 = 1$ GeV. In the white (wine) region, the dipole (the mixing) dominates both N_2 production and decays. We focused on the SHiP case, fixing a mass splitting $\delta = 0$ (0.1) in the upper (lower) panels, and non-zero mixing with a single flavour, $\theta_{i\tau} \neq 0$ ($\theta_{i\mu} \neq 0$) in the left (right) panels. The lower (upper) horizontal dashed gray line corresponds to a dipole generated by new physics at scale $m_* = 1$ TeV in a weak (strong) coupling regime, $g_* = 1$ ($g_* = 4\pi$). The vertical dashed gray line is the maximal allowed mixing for $M_1 = 1$ GeV (in the mixing-only scenario).

that, strictly speaking, these limits have been computed assuming that only the mixing is present and so they are valid only in the white regions. In the coloured regions, a dedicated analysis would be necessary to determine the actual constraints in the presence of both dipole and mixing: as already mentioned, such analysis goes beyond the scope of the paper.

In Fig. 1 we fix $\delta = 0$ (upper panels) and $\delta = 0.1$ (lower panels), use Eq. (2.30) to

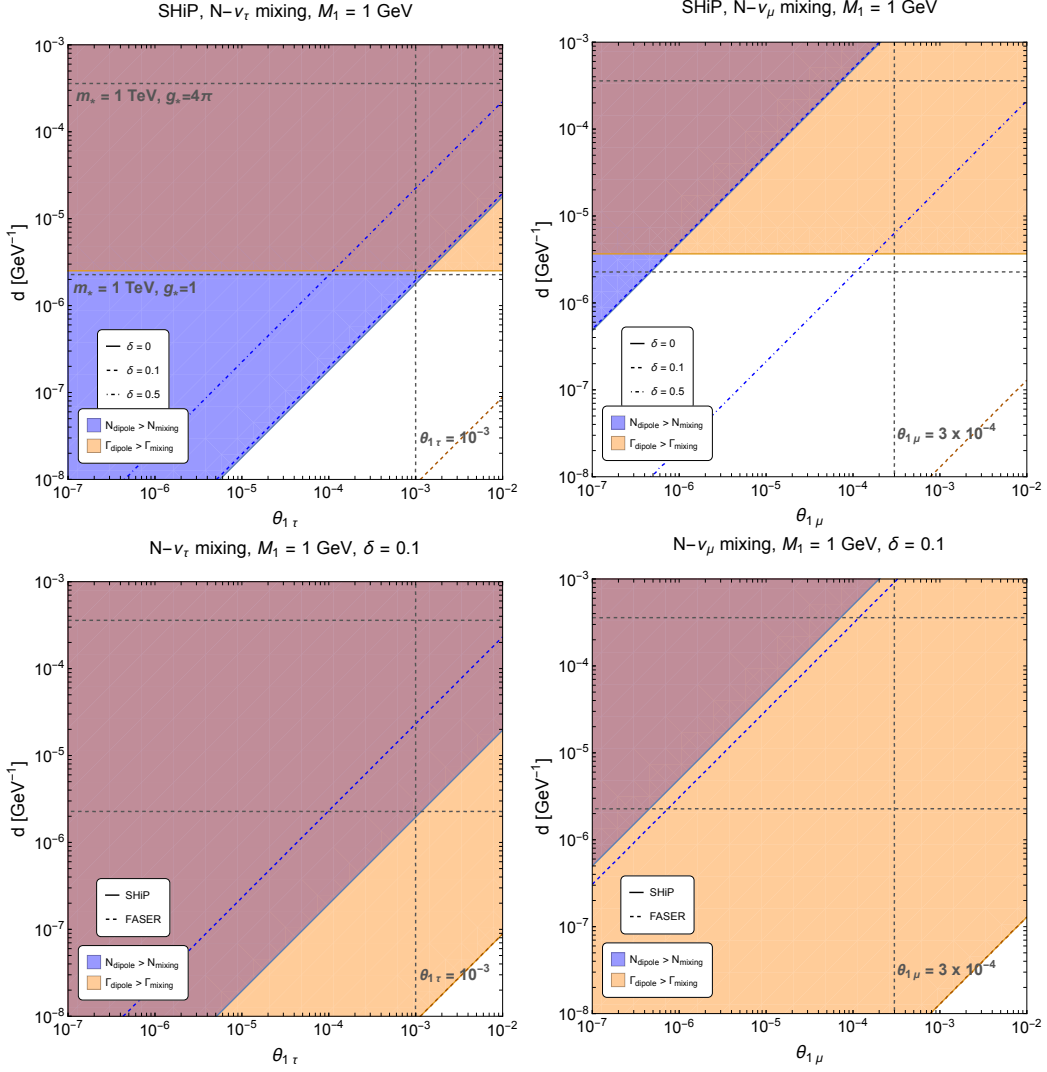


Figure 2. Same as in Fig. 1, but for different choices of parameters. In the upper panels, we focus on the SHiP experiment and fix $M_1 = 1$ GeV, while considering three different values of δ (the shading corresponds to $\delta = 0$). In the lower panels, we fix $M_1 = 1$ GeV and $\delta = 0.1$, and compare the SHiP and FASER2 experiments (the shading corresponds to SHiP). The curves for NA62 (not shown) basically coincide with those for SHiP.

compute $\theta_{2\alpha}$ as a function of $\theta_{1\alpha}$, and consider what happens at the SHiP experiment for three different values of the lightest sterile mass: $M_1 = 1$ GeV (solid lines, for which we colour-shade the regions in which $N_{\text{dipole}} > N_{\text{mixing}}$ and/or $\Gamma_{\text{dipole}} > \Gamma_{\text{mixing}}$), $M_1 = 0.3$ GeV (dashed lines) and $M_1 = 3$ GeV (dot-dashed lines). The region in which the dipole dominates both production and decays depends crucially on the choice of parameters. Concerning production (blue), we see that the ordering of the continuous, dashed and dot-dashed lines is not always monotonous (i.e. there are cases in which the $M_1 = 0.3$ GeV and 3 GeV lines lie on different sides of the $M_1 = 1$ GeV line, while in other cases they lie on the same side). This is due to the fact that the ratio $N_{\text{dipole}}/N_{\text{mixing}}$ is not

a monotonic function of M_1 , because the dipole and mixing production channels have different thresholds and different mass dependence, see App. B.3. For decays, the ratio $\Gamma_{\text{dipole}}/\Gamma_{\text{mixing}}$ is a monotonic function of M_1 , and the ordering of the lines is always the same in the different panels. We also notice that, when $\delta = 0$, the orange lines are horizontal, while for $\delta \neq 0$ they are oblique. This is due to the fact that, in the former case, the decay channel $N_2 \rightarrow N_1\gamma$ is kinematically closed, leaving only $N_2 \rightarrow \nu\gamma$ open. This is proportional to the product $|d|^2|\theta_{1\alpha}|^2$, so the dependence on $\theta_{1\alpha}$ cancels when comparing with Γ_{mixing} , also proportional to $|\theta_{1\alpha}|^2$.² This behaviour (horizontal orange lines) is the one we would observe in the analogous plots for the N_1 particle, since in this case the only open decay channel is $N_1 \rightarrow \nu\gamma$: for this reason we decided to rather display plots for the N_2 production and decays.

Turning to Fig. 2, in the upper panels we show a different slice of parameter space, in which we fix $M_1 = 1$ GeV and let δ take the values 0, 0.1 and 0.5. We again see the appearance of horizontal orange lines for $\delta = 0$, while the dot-dashed lines corresponding to $\delta = 0.5$ are not visible in the plot, as they lie in the bottom-right corner. The experiment considered is again SHiP. In the lower panel we instead analyse what happens at different experiments, fixing $M_1 = 1$ GeV and $\delta = 0.1$. The experiments considered are FASER2 and SHiP. Only production changes between the two experiments, simply because the decay widths do not depend on the experiment considered. We do not show the curve for NA62 because, like SHiP, it consists on a 400 GeV proton beam scattering against a target and, despite the target being different in the two experiments, the overall number of N_2 particles produced is very similar.

The main conclusion of our analysis is that, although it is possible to have the dipole to dominate both production and decays, the extension of the region in which this happens depends strongly on the parameters M_1 and δ (or equivalently M_2). Clearly, there is always a limit $\theta_{i\alpha} \rightarrow 0$ in which the dipole dominates (this is the case considered in Refs. [22, 50]), while in the opposite limit $d \rightarrow 0$ the mixing completely controls the phenomenology, and in particular all the bounds discussed in Sec. 2.3 strictly apply.

3.2 Dipole signal at intensity frontier experiments

We now turn to the study of the limits and of the sensitivity on the parameter space due to past and future experiments at the intensity frontier. Since we focus on sterile neutrinos with mass below a few GeV, we will consider only $N_{1,2}$ production via mesons decays: possible contributions from parton interactions have been shown to be subdominant at fixed target experiments [51], and are expected to be subdominant also at the LHC [52]. Since we are interested in probing the dipole operator, we will consider as signal the production of a photon inside the detector. Clearly, this is meaningful only provided the experiment considered will be able to (i) detect photons and (ii) distinguish the photon from the background. The last condition is typically satisfied provided the photon energy is larger than an experimental threshold E_γ , that varies according to the experiment. We will denote

²Recall that, although we are considering N_2 , we used Eq. (2.30) to express $\theta_{2\alpha}$ as a function of $\theta_{1\alpha}$.

$P_{E\gamma}^X$ the probability to pass this requirement, with $X = N_1, N_2$ the particle that produces the photon via its decay.

The computation of the number of events is more complicated with respect to the case considered in Refs. [22, 53], which focused on the zero-mixing limit, $\theta_{i\alpha} = 0$. This is because $\theta_{i\alpha} \neq 0$ induce additional production/decay modes for the sterile neutrinos, including the case in which N_1 particles are produced by the dipole via $N_2 \rightarrow N_1\gamma$, and then decay via $N_1 \rightarrow \nu_\alpha\gamma$, which depends on both the dipole and the mixing. Note also that, when the sterile mass splitting vanishes, $\delta = 0$, then the channel $N_2 \rightarrow N_1\gamma$ is kinematically close, and non-zero mixing is necessary to produce a signal.

We start by introducing the probability for a particle X , produced at position x , to decay between some $y \geq x$ and $y + dy$:

$$p_X(x, y)dy = \frac{e^{-(y-x)/L_X}}{L_X} dy, \quad (3.2)$$

where $L_X = \beta c \gamma \tau_X$ is the decay length of the particle X in the lab frame, with τ_X the lifetime in the particle rest frame, γ the boost factor from the particle rest frame to the lab frame, and $c\beta$ the particle velocity in the lab frame.

In a generic point of parameter space, we can distinguish between five ‘‘populations’’ of events, classified according to the decay that generates the signal and where the mother particle has been produced:

1. N_2 is produced via mesons decays at the interaction point and decays via $N_2 \rightarrow \nu_\alpha\gamma$ inside the detector. The number of events is

$$N_{\text{events}}^{(1)} = \sum_M \mathcal{N}_M \text{BR}(M \rightarrow N_2) \langle P_{N_2 \text{ inside}} \rangle, \quad (3.3)$$

where \mathcal{N}_M is the number of mesons of type M produced at the experiment considered, $\text{BR}(M \rightarrow N_2)$ the meson branching ratio into N_2 , and $P_{N_2 \text{ inside}}$ the probability for the $N_2 \rightarrow \nu_\alpha\gamma$ decay to happen inside the detector, with a photon above threshold,

$$P_{N_2 \text{ inside}} = \left(e^{-L_{in}/L_{N_2}} - e^{-L_{out}/L_{N_2}} \right) P_{E\gamma}^{N_2} \sum_\alpha \text{BR}(N_2 \rightarrow \nu_\alpha\gamma). \quad (3.4)$$

In this equation, the term inside brackets is the total probability for N_2 to decay inside the detector, i.e. $\int_{L_{in}}^{L_{out}} dx p_{N_2}(0, x)$, where L_{in} and L_{out} are the distances from the interaction point at which N_2 enters and exits the detector, respectively. The symbol $\langle \cdot \rangle$ in Eq. (3.3) denotes the average over all simulated momenta, necessary because the quantities L_{N_2} and $P_{E\gamma}^{N_2}$ depend on the momentum of the N_2 particle considered.

2. N_1 is produced via mesons decays at the interaction point and decays via $N_1 \rightarrow \nu_\alpha\gamma$ inside the detector. The number of events is

$$N_{\text{events}}^{(2)} = \sum_M \mathcal{N}_M \text{BR}(M \rightarrow N_1) \langle P_{N_1 \text{ inside}} \rangle, \quad (3.5)$$

and can be obtained from Eqs. (3.3)-(3.4), simply substituting $N_2 \rightarrow N_1$.

3. N_2 is produced via mesons decays at the interaction point and decays via $N_2 \rightarrow N_1\gamma$. We now have three possible sources of signal:

(a) $N_2 \rightarrow N_1\gamma$ happens before the detector while $N_1 \rightarrow \nu_\alpha\gamma$ happens inside the detector. The total number of events is given by

$$N_{\text{events}}^{(3)} = \sum_M \mathcal{N}_M \text{BR}(M \rightarrow N_2) \langle P_{N_2 \text{ before}, N_1 \text{ inside}} \rangle, \quad (3.6)$$

where the probability is

$$P_{N_2 \text{ before}, N_1 \text{ inside}} = \int_0^{L_{in}} dx p_{N_2}(0, x) \int_{L_{in}}^{L_{out}} dy p_{N_1}(x, y) P_{E_\gamma}^{N_1} \times \\ \times \text{BR}(N_2 \rightarrow N_1\gamma) \sum_\alpha \text{BR}(N_1 \rightarrow \nu_\alpha\gamma). \quad (3.7)$$

The average $\langle \cdot \rangle$ is now taken over all N_1 and N_2 simulated momenta.

(b) $N_2 \rightarrow N_1\gamma$ happens inside the detector while $N_1 \rightarrow \nu_\alpha\gamma$ happens outside the detector. The total number of events is

$$N_{\text{events}}^{(4)} = \sum_M \mathcal{N}_M \text{BR}(M \rightarrow N_2) \langle P_{N_2 \text{ inside}, N_1 \text{ outside}} \rangle, \quad (3.8)$$

where the probability is

$$P_{N_2 \text{ inside}, N_1 \text{ outside}} = \int_{L_{in}}^{L_{out}} dx p_{N_2}(0, x) \int_{L_{out}}^\infty dy p_{N_1}(x, y) P_{E_\gamma}^{N_2} \text{BR}(N_2 \rightarrow N_1\gamma). \quad (3.9)$$

(c) Both $N_2 \rightarrow N_1\gamma$ and $N_1 \rightarrow \nu_\alpha\gamma$ happen inside the detector. The number of events is

$$N_{\text{events}}^{(5)} = \sum_M \mathcal{N}_M \text{BR}(M \rightarrow N_2) 2 \langle P_{N_2 \text{ inside}, N_1 \text{ inside}} \rangle, \quad (3.10)$$

where the factor of 2 accounts for the two photons produced in each such event, and the decay probability is

$$P_{N_2 \text{ inside}, N_1 \text{ inside}} = \int_{L_{in}}^{L_{out}} dx p_{N_2}(0, x) \int_{L_{in}}^{L_{out}} dy p_{N_1}(x, y) P_{E_\gamma}^{N_2} P_{E_\gamma}^{N_1} \times \\ \times \text{BR}(N_2 \rightarrow N_1\gamma) \sum_\alpha \text{BR}(N_1 \rightarrow \nu_\alpha\gamma). \quad (3.11)$$

We will consider in our analysis the past beam-dump experiments BEBC [6] and CHARM-II [7], and the already-mentioned future experiments NA62 (in beam-dump mode), SHiP and FASER2. Details on the experiments geometry, meson multiplicity and analysis can be found in Sec. 4 of Ref. [22]. We do not show the region excluded by NuCal (considered in [22]) because it is typically subdominant with respect to the other exclusions. We also do not show the bound coming from BaBar, which typically excludes $d \gtrsim 8 \times 10^{-4} \text{ GeV}^{-1}$. For consistency of the effective field theory, in our plots we will focus on the region with a dipole Wilson coefficient $d < 10^{-3} \text{ GeV}^{-1}$, without showing the BaBar limit.

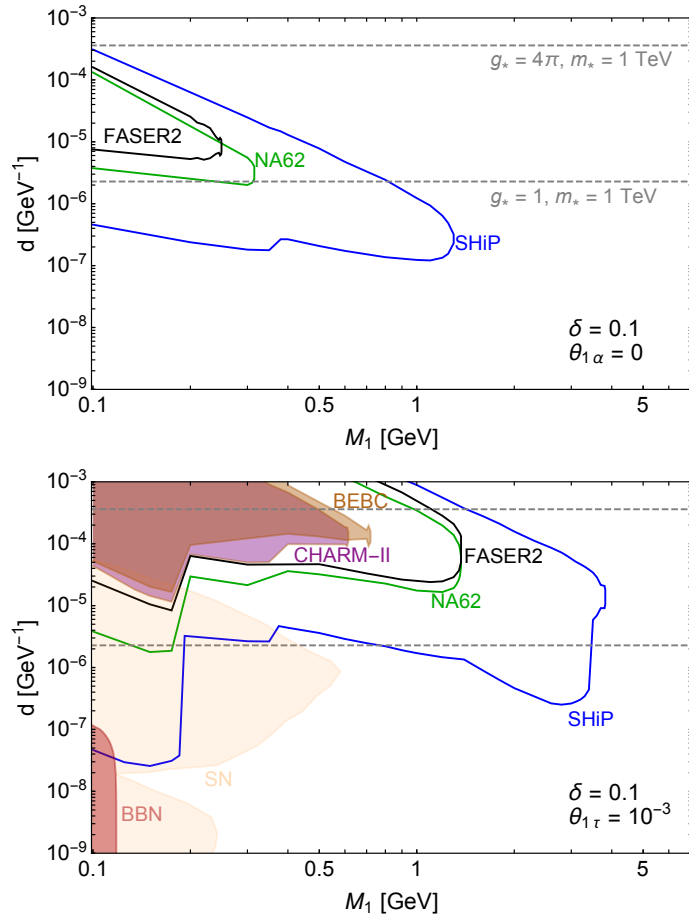


Figure 3. Sensitivity of the future experiments FASER2, NA62 and SHiP (coloured lines) and regions excluded by the past experiments CHARM-II and BEBC (coloured regions), fixing $\delta = 0.1$ and either no mixing (upper panel) or mixing with the τ flavour (lower panel). We also show the regions excluded by limits from supernovæ (SN) and Big Bang Nucleosynthesis (BBN). The lower (upper) horizontal dashed gray line corresponds to a dipole generate by new physics at scale $m_* = 1$ TeV in a weak (strong) coupling regime, $g_* = 1$ ($g_* = 4\pi$).

For simplicity, in our simulations we will consider production of sterile neutrinos only from the two-body mesons decays $V^0 \rightarrow N_1 N_2$, $V^0 \rightarrow N_i \nu_\alpha$, $P^0 \rightarrow N_i \nu_\alpha$ and $P^\pm \rightarrow N_i \ell^\pm$, where V and P denote a vector and pseudoscalar meson, respectively, while ℓ is a charged lepton. Additional three-body decays have been showed to give rather small contributions [22, 51] and will not be considered. We include $V^0 = \{\rho, \omega, \phi, J/\psi, \Upsilon\}$, $P^0 = \{\pi^0, \eta, \eta'\}$, and $P^\pm = \{D^\pm, D_s^\pm, B^\pm\}$. The decay widths that enter in the computation of the number of events are those in Eq. (3.1) and those listed in Apps. B.1-B.2.

Our final results are presented in Figs. 3-5, in which we show the present bounds (shaded regions) and future sensitivities (solid lines) in the (M_1, d) plane, for various values of the sterile mass splitting δ and of the mixing angles $\theta_{1\alpha}$. The lines shown correspond to a sensitivity computed at 95% CL. For future experiments, this corresponds to the 3-event line (since the assumption is of no background). For the past experiments, they

correspond to a 3-event (BEBC) and 145-event (CHARM-II) line. These numbers have been computed using the prescription in App. B of [23], using as an input the estimations of the background from the two collaborations.

In the upper panel of Fig. 3 we show the case of vanishing mixing, $\theta_{i\alpha} = 0$, fixing $\delta = 0.1$. For this choice, production happens via the decays of neutral vector mesons, $V^0 \rightarrow N_1 N_2$, and the signal is generated by the channel $N_2 \rightarrow N_1 \gamma$. We observe that, for our choice of δ , CHARM-II and BEBC do not exclude any region of the parameter space shown.³ One can see that NA62 and FASER2 will be sensitive to the region between the two target values of the dipole coefficient, corresponding to $m_* = 1$ TeV and either strong or weak coupling, $g_* = 4\pi$ or $g_* = 1$, as long as $M_1 \lesssim 0.3$ GeV. On the other hand, SHiP will be able to explore significantly smaller values for the dipole, down to $d \gtrsim 2 \times 10^{-7}$ GeV⁻¹, for a sterile mass as large as $M_1 \sim 1$ GeV.

Moving to the lower panel of Fig. 3, we keep $\delta = 0.1$ but turn on a mixing with the τ flavour, fixed to the maximum allowed value for a reference mass $M_1 = 1$ GeV, that is $\theta_{1\tau} = 10^{-3}$. This adds new mixing-induced production and decay channels to those already considered in the upper panel. The shape of the sensitivity regions are completely different with respect to the previous case and, in particular, there are now regions excluded by CHARM-II and BEBC. A common feature of all the curves is the “jump” in sensitivity appearing at $M_1 \simeq 0.2$ GeV, where the channel $D_s^\pm \rightarrow N_i \tau^\pm$ closes. We can also see the effect of smaller thresholds: for instance, the small feature around $M_1 \simeq 0.4$ GeV is due to the dipole-induced decays $\rho \rightarrow N_1 N_2$ and $\omega \rightarrow N_1 N_2$ closing. The shape and extension of the curves depend strongly on the experiment via its geometry and the number of sterile produced. In particular, these affect the value of M_1 at which the experimental sensitivity ceases to be effective, the largest being $M_1 \sim 3 - 4$ GeV for SHiP. In this panel we also see a region excluded by supernovae (SN) (light orange) and by Big Bang Nucleosynthesis (BBN), which will be discussed in detail in Sec. 3.3. These limits do not appear in the upper panel of Fig. 3: concerning BBN, the excluded region lies below the range for d shown in the plot; concerning SN, to the best of our knowledge, the limit has not been computed in this case (i.e. for sterile neutrinos coupled only to the photon, without active-sterile mixing).

Coming to Fig. 4, we now fix $\delta = 0$ and consider a mixing with the τ (μ) flavour in the upper (lower) panel. The main difference between the two panels stems from the different position of the meson thresholds. The larger effect appears around $M_1 \simeq 2$ GeV for the μ flavour, when the channels $D^\pm \rightarrow N_i \mu^\pm$ and $D_s^\pm \rightarrow N_i \mu^\pm$ close, for almost the same sterile mass. As we saw above, this effect appears for $M_1 \simeq 0.2$ GeV in the case of the τ flavour (due to the D_s^\pm decay, while the D^\pm decay closes for $M_1 \lesssim 0.1$ GeV and does not appear in our plot). For mixing with the μ flavour, only the SHiP experiment has a

³Comparing with the upper left panel of Fig. 1 of [22], this may come as a surprise, since in that reference there is a region excluded by CHARM-II and BEBC. The reason for the difference stems from the different definitions of the parameter δ . Our $\delta = 0.1$ corresponds to $\delta \simeq 0.23$ of Ref. [22], a value sufficient to increase our decay width by roughly a factor of 10, with respect to the upper left panel of Fig. 1 of the reference, justifying the different behaviour of the excluded regions. This also explains the slightly different shape of the sensitivities shown in Fig. 3 with respect to the corresponding sensitivities in Fig. 1 of [22].

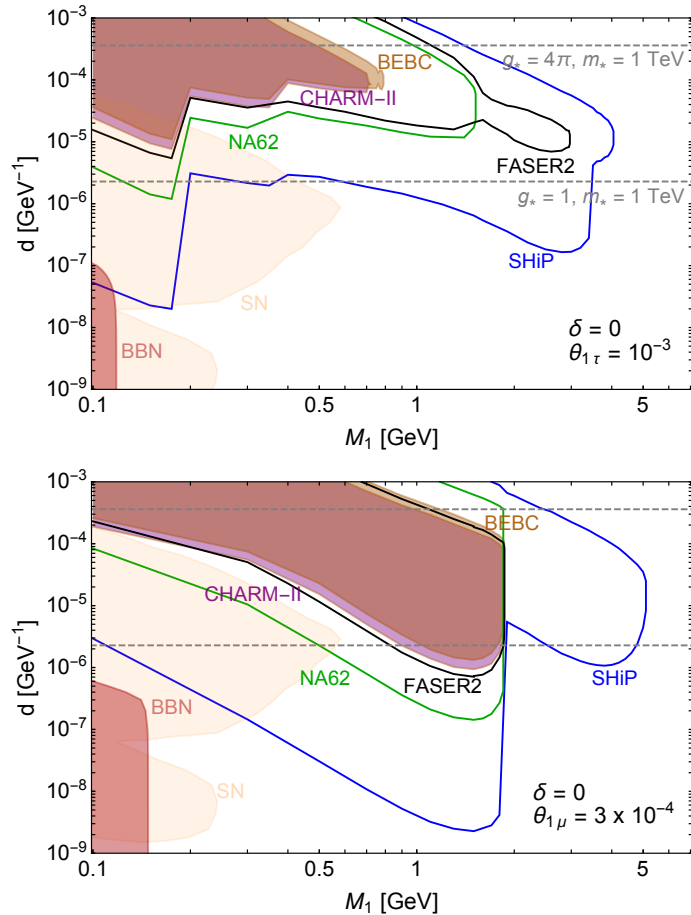


Figure 4. Upper panel: Same as in the lower panel of Fig. 3, but choosing $\delta = 0$ (instead of $\delta = 0.1$). Lower panel: same as the upper panel, but mixing with the μ flavour (instead of the τ flavour).

sensitivity that extends beyond the D/D_s threshold. The upper panel of 4 differs from the lower panel of Fig. 3 only for the value of δ : we can see that only marginal differences appear, even though in the $\delta = 0.1$ case there is the additional decay channel $N_2 \rightarrow N_1 \gamma$, that may generate photons in the detector and N_1 particles that can themselves give a signal. In the terminology used above, the signal for $\delta = 0$ is generated by populations 1 and 2, while the signal for $\delta = 0.1$ is generated by all 5 populations. Nevertheless, at least for $\delta = 0.1$ we see that the effect of the populations 3–5 is small in most of the $M_1 - d$ plane. Indeed, as the mass splitting becomes smaller, the channel $N_2 \rightarrow N_1 \gamma$ progressively closes, and one must recover the $\delta = 0$ result continuously. Also in Fig. 4 we show the SN and BBN constraints, to be discussed later in Sec. 3.3.

We now turn to Fig. 5, where we present the sensitivity of the SHiP experiment fixing a mixing with the μ flavour and varying δ (upper panel), or fixing $\delta = 0$ and varying the mixing angles (lower panel). In the upper panel, the curves for $\delta = 0$ (continuous) and $\delta = 0.1$ (dot-dashed) are pretty similar, a behaviour that was already seen for the τ

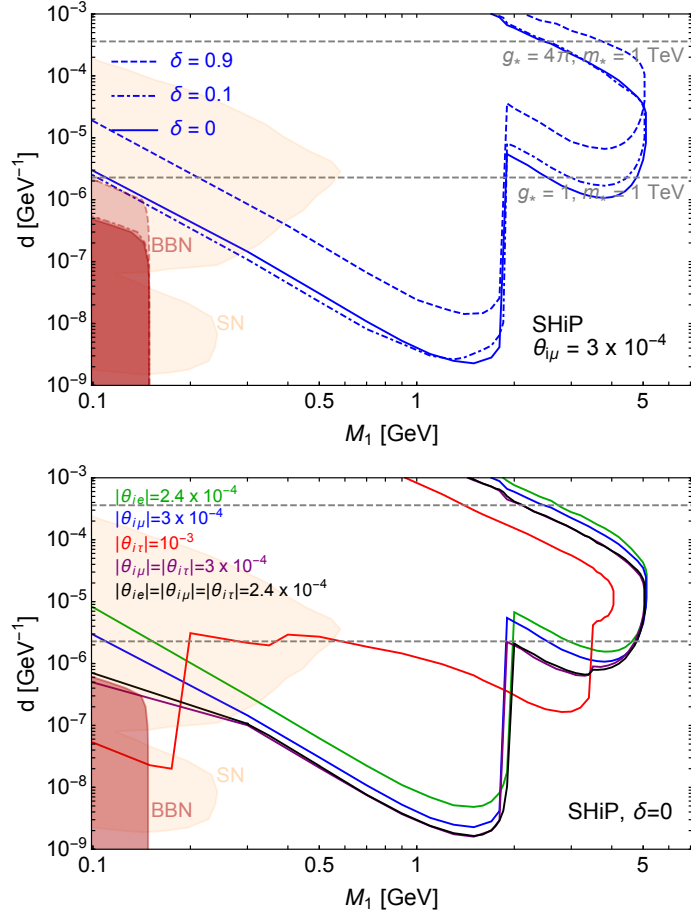


Figure 5. Sensitivity of the SHiP experiment to the dipole coefficient, as a function of the lightest sterile mass. In the upper panel, we consider a mixing with the μ flavour only, and vary the mass splitting δ . In the lower panel, we set δ to zero, and consider a mixing with various combinations of lepton flavours. For definiteness, the SN excluded region corresponds to the universal mixing case (black) and the BBN excluded region to the electron mixing (green).

mixing case (compare the lower panel of Fig. 3 and the upper panel of 4). The situation is significantly different for $\delta = 0.9$ (dashed line). This can be understood by observing that, for $\delta = 0.9$, we have $M_2 = M_1(1 + \delta)/(1 - \delta) = 19 M_1$. Therefore, as M_1 grows, the heaviest sterile neutrino soon becomes too heavy to be produced in meson decays. Since the signal is now produced by N_1 in most of the parameter space, the total number of events is roughly half the one we have for smaller δ , and the sensitivity curves shift to larger values of d . In the same plot we show the SN bound, which has been derived only for a single sterile neutrino (of mass M_1), and the BBN bound, which depends on δ . For this reason, we display three shaded regions for BBN, with a solid contour for $\delta = 0$, a dot-dashed contour for $\delta = 0.1$, and a dashed contour for $\delta = 0.9$.

In the lower panel of Fig. 5, we consider both mixing with individual flavours and, motivated by our discussion on oscillation data in Sec. 2.3, cases in which $\theta_{i\mu} = \theta_{i\tau}$ (dubbed $\mu + \tau$ in what follows), or $\theta_{ie} = \theta_{i\mu} = \theta_{i\tau}$ ($e + \mu + \tau$). In such multi-flavour cases, the

mixing is fixed to the maximal allowed value for the most constrained flavour. Whenever the mixing includes the e or μ flavours, the sensitivities are pretty similar. This is because both the electron and the muon are sufficiently light that their mass difference does not play a crucial role in determining the sensitivity curve, except for a ~ 100 MeV difference between the e and μ curves at the D/D_s threshold, due precisely to the $e-\mu$ mass difference (difference which is inherited by the $e+\mu+\tau$ and $\mu+\tau$ curves as well). The sensitivity curve for mixing with the τ flavour instead has thresholds appearing for significantly different M_1 , therefore it results to be very different with respect to the e and μ curves. Comparing the μ case (blue) with the $\mu+\tau$ curve (purple), the more pronounced differences arise in the regions $M_1 \lesssim 0.2$ GeV and 2 GeV $\lesssim M_1 \lesssim 3.5$ GeV, precisely where the sensitivity of the τ line (red) is many orders of magnitude better than the sensitivity of the blue line. Nevertheless, even in these regions, the $\mu+\tau$ line does not reach the sensitivity of the τ line, because the maximal allowed mixing angles are smaller. The regions excluded by SN (BBN) are shown using the universal mixing case (mixing with electron only case): these exclusion regions would shift for the other mixing cases.

3.3 Complementary constraints on the dipole portal

In addition to the limits coming from flavour observables (see Sec. 2.3) and those from CHARM-II and BEBC discussed in the previous section, the parameter space can also be bounded by looking at two other types of phenomena:

- (i) the active-sterile dipole generated by the mixing, see Eq. (2.13), allows for neutrino beams to be upscattered into sterile neutrinos, in such a way that limits can arise from neutrino experiments, if the detector is able to measure the photons coming from the decay $N_i \rightarrow \nu_\alpha \gamma$;
- (ii) cosmological (BBN) and astrophysical (supernovæ) data can bound the sterile neutrino total lifetime: in the former case, because sterile neutrino decays into SM states can alter the ${}^4\text{He}$ and deuterium yields; in the latter case, because the sterile neutrino production and the following energy drain can alter the cooling rate of a supernova.

These limits have been comprehensively computed in Ref. [23] (and later refined in [24–42], see also [22, 53]) assuming directly a low energy active-sterile dipole operator, $d_\alpha N \sigma^{\mu\nu} \nu_\alpha F_{\mu\nu}$ with $F_{\mu\nu}$ the photon field strength. This may arise from a dim-six operator $N \sigma^{\mu\nu} (L_\alpha H) B_{\mu\nu}$ which is present independently from the active-sterile mixing. This is in contrast with our scenario, where the dim-five sterile-sterile dipole induces an active-sterile dipole via the active-sterile mixing.

Borrowing from Ref. [22], the active-sterile dipole coefficients are called d_α , and translate to the notation used in the present paper as $d_\alpha = d \theta_{i\alpha}/2$, i.e. in our case the active-sterile dipole is mixing-suppressed. In the case of upscattering, this means that the amplitude of the process is proportional to $|d|^2 |\theta_{i\alpha}|^2$ (with one factor arising from the photon exchange with the target necessary to convert the incoming active neutrino into a sterile neutrino, and the other arising from the $N_i \rightarrow \nu_\alpha \gamma$ decay). As a consequence, the upscattering process is too suppressed to give any relevant limit. More concretely, upscattering would limit the region $d \gtrsim 10^{-3}$ GeV $^{-1}$, not shown in Figs. 3–5.

On the contrary, astrophysical and cosmological limits arising from supernovæ and BBN may be complementary to accelerator experiments, since they typically exclude regions with smaller dipole/mixing couplings. In the case of supernovæ (SN), the bound arises from the study of the cooling efficiency [23, 37]. In the limit of very small active-sterile dipole coupling, just a few sterile neutrinos are produced, so the cooling is inefficient and no bound arises. For very large coupling, sterile neutrinos may be trapped inside the SN and be reconverted into active neutrinos, with no impact on cooling and hence, again, no bound. The region between these two limiting cases is the one in which the SN bound is relevant, at least for sterile masses sufficiently small to be produced inside the SN ($M_i \lesssim 0.6$ GeV). We show these limits with a light shaded orange colour in Figs. 3–5. The upper “lobe” of the bound is derived considering cooling of SN of type IIP [39], while the lower “lobe” is derived using SN1987A [37]. In both cases, the limit has been computed considering a single sterile neutrino with $d_e = d_\mu = d_\tau$, and we replaced the single mixing declared in each figure into these three coefficients. We stress once more that the limits shown have been computed in [37, 39] considering only a direct active-sterile dipole and hence, strictly speaking, cannot be applied in our case, in which both sterile-sterile dipole and active-sterile mixing are present. Given the complexity of the computation, however, we will stick to this simple estimate.

Let us conclude this section discussing the limits coming from BBN. We follow the strategy of Ref. [23] and require that $\max(\tau_1, \tau_2) < 1$ s, where τ_i is the total lifetime of N_i . This bound guarantees that, even if the sterile neutrinos thermalise in the primordial plasma, they decay before the onset of BBN and do not spoil experimental predictions on the yields of primordial light nuclei. The regions excluded by this bound are marked by the label BBN in Figs. 3–5, and they are limited to small dipole coefficients and masses $M_1 \lesssim 0.15$ GeV.

4 Conclusions

May photons provide an access to light new physics, below the collider scale? The charge of new light particles is strongly constrained. On the other hand, even if neutral, such particles may interact with photons via higher-dimensional operators. In the case of sterile neutrinos N_i , the most relevant operator is a dimension-five dipole interaction. It provides an alternative portal to produce and detect sterile neutrinos, beside the traditional portal offered by the mixing with SM active neutrinos. In this article we investigated the interplay between these two possibilities to discover sterile neutrinos, focusing on the mass range $M_i \sim 0.1 - 10$ GeV. In this window, mesons produced in proton collisions can copiously decay into N_i , which are typically long-lived and can subsequently decay in far detectors. We focused on dipole-driven decays, into a photon plus a lighter neutrino, which could be efficiently detected in present and near future experiments.

We began (section 2) by estimating the size of the sterile neutrino dipole, and by showing that its scale is naturally independent from the sterile mass scale. We carefully computed the dipole couplings of the various neutrino mass eigenstates, induced by the

mass mixing between active and sterile states, taking into account direct and indirect bounds on the mixing angles, for the various lepton flavours.

We then identified (section 3.1 and appendices) the region of parameters where N_i production is dominated by the dipole or, alternatively, by the mixing with SM neutrinos of each given flavour. An analogous analysis was conducted on the various N_i decay channels induced by the dipole and by the mixing. In particular, we showed that there are regions where the dipole dominates both production and decay, even for mixing angles as large as currently allowed.

The experimental sensitivities to the dipole were presented in section 3.2. In the zero-mixing limit, the current NA62 data-taking and the future FASER2 experiments have similar sensitivity, covering the region with $M_i \lesssim 0.3$ GeV and $d \gtrsim 2 \times 10^{-6}$ GeV $^{-1}$, corresponding to new charged states close to the TeV scale. The SHiP experiments will improve the sensitivity to $M_i \lesssim 1$ GeV and $d \gtrsim 10^{-7}$ GeV $^{-1}$. On the other hand, a non-zero mixing can greatly enhance N_i production, and thus strongly increase the detector sensitivity, so that SHiP may reach sterile neutrinos as heavy as $\simeq 5$ GeV, and a dipole coupling as small as $d \sim 10^{-8} - 10^{-9}$ GeV $^{-1}$, corresponding to new charged states as heavy as $\sim 10^3$ TeV.

In the absence of mixing, one needs a non-zero mass splitting δ between the sterile neutrinos, in order for the radiative decay of the heaviest into the lightest to happen. In the presence of mixing, such mass splitting indicates a violation of lepton number, and it should be naturally small. However, even in the natural, lepton-number conserving limit $\delta = 0$, where the two sterile neutrinos form a Dirac state, the mixing allows for the radiative decay of the heavy state into SM neutrinos. Actually, the sensitivity to the dipole coefficient turns out to be slightly better when the splitting is small, as both sterile states contribute to the signal.

We carefully compared the sensitivity for different lepton-flavour configurations. The sterile mixing with the τ neutrino is allowed to be larger than with the μ and e flavours but, on the other hand, the thresholds for charged-current production and decay of N_i are larger because of the heavier τ mass. As a consequence, whether the sensitivity to d is better in the τ case, or not, depends on the specific value of M_i . We also analysed the case of equal mixing with the different flavours, which is motivated by requiring a minimal two-sterile seesaw mechanism in order to accommodate neutrino oscillation data. If some experiment will catch a sterile neutrino by the dipole, it will be possible to correlate the signal with the various flavour constraints.

We collected (section 3.3) various complementary bounds on the dipole of sterile neutrinos. In the absence of mixing they are typically very weak. In the presence of mixing, they can exclude sterile neutrinos only if they are lighter than $\sim 0.1 - 0.2$ GeV, almost independently from the value of the dipole coefficient. Thus, a vast region of parameters is left open, where the photon signal could allow for a discovery of GeV-scale sterile neutrinos, in near future data.

In the future, it could be interesting to extend our search for the sterile neutrino dipole to other mass ranges, and/or to different experimental setups, such as neutrino detectors. Analyses exist assuming the active-sterile mixing only, or other sorts of higher-dimensional

operators, see e.g. [54] for the T2K near detector, and [55] for the DUNE near detector (see [56] for considerations on photon detection at DUNE).

Before concluding let us observe that, in the limit of vanishing active-sterile mixing, $\theta_{i\alpha} = 0$, the lightest state N_1 is stable, thanks to an unbroken sterile parity, $Z_{2N} : N_i \rightarrow -N_i$. Therefore N_1 becomes a potential dark matter candidate, that scatters on ordinary matter inelastically, converting into N_2 via a photon exchange. The phenomenology of such an inelastic dark matter candidate with a dipole interaction was explored in [41, 57]. Our results show that there are large regions of parameter space where a dipole signal could be detected in the $\theta_{i\alpha} = 0$ case but not in the $\theta_{i\alpha} \neq 0$ case, and viceversa. Therefore, it may be possible to distinguish the inelastic dark matter scenario from the active-sterile mixing scenario, provided that a dipole detection happens in one of these regions.

Finally, our results strictly apply to a minimal model with only two sterile neutrinos, and therefore a single dipole coefficient. We expect that, extending the analysis to the case of e.g. three sterile neutrinos, with three independent dipole coefficients and general active-sterile mixing, the sensitivities should qualitatively remain the same, as (i) we expect only an order one change in the total number of events and (ii) the upper bounds on θ_{ia} roughly apply to each sterile state separately. On the other hand, the increased number of parameters would weaken the correlations that we illustrated, both between the dipole and the mixing, and among the different lepton flavours.

Acknowledgments

We thank Riccardo Fantechi, Enrique Fernández Martínez, Daniel Naredo-Tuero for useful suggestions. We also thank Daniele Barducci, Marco Taoso, Christoph Ternes and Claudio Toni for the past collaborations that generated the meson spectra used in this work, and for reading the manuscript. MF wishes to thank the Instituto de Física da Universidade de São Paulo (IFUSP) for the warm hospitality during the initiation of this work. MF received support from the European Union Horizon 2020 research and innovation program under the Marie Skłodowska-Curie grant agreements No 860881-HIDDeN and No 101086085-ASYM-METRY. The work of EB is partly supported by the Italian INFN program on Theoretical Astroparticle Physics (TAsP).

A Dipole-induced neutrino decay and Dirac limit

Here we present in some detail the derivation of Eq. (3.1), where the initial and final states are two Majorana fermions. We then clarify what happens when the initial state becomes a Dirac fermion (i.e. the limit when the mass splitting between N_1 and N_2 vanishes, $\delta \rightarrow 0$).

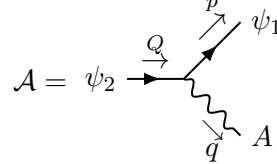
Consider two Weyl fermions, ψ_1 and ψ_2 , with a dipole interaction

$$\mathcal{L}_{dipole} = d_\psi \psi_1 \sigma^{\mu\nu} \psi_2 F_{\mu\nu} + h.c. = \frac{1}{2} \overline{\Psi}_1 \Sigma^{\mu\nu} (d_\psi P_L - d_\psi^* P_R) \Psi_2 F_{\mu\nu}, \quad (\text{A.1})$$

where in the last step we introduced four-component Majorana fermions and the associated antisymmetric tensor [43],

$$\Psi_i = \begin{pmatrix} \psi_i \\ \psi_i^\dagger \end{pmatrix}, \quad \Sigma^{\mu\nu} = 2 \begin{pmatrix} \sigma^{\mu\nu} & 0 \\ 0 & \bar{\sigma}^{\mu\nu} \end{pmatrix}.$$

From Eq. (A.1) we can immediately compute the amplitude for the $\psi_2 \rightarrow \psi_1 \gamma$ decay,



$$\mathcal{A} = \psi_2 \xrightarrow{Q} \begin{array}{c} \nearrow \psi_1 \\ \text{---} \\ \searrow A \\ q \end{array} = q_\mu \bar{u}_p \Sigma^{\mu\nu} (-\text{Re } d_\psi \gamma^5 + i \text{Im } d_\psi) u_Q \epsilon_\nu(q), \quad (\text{A.2})$$

and from this we obtain

$$\Gamma(\psi_2 \rightarrow \psi_1 \gamma) = \frac{|d_\psi|^2}{8\pi} m_2^3 \left(1 - \frac{m_1^2}{m_2^2}\right)^3. \quad (\text{A.3})$$

After the appropriate identification of $\psi_{1,2}$ with the neutrino mass eigenstates $N_{1,2}$ and ν_α , and of d_ψ with the corresponding dipole coefficients, this result allows to reproduce the decay widths shown in Eq. (3.1).

Let us now focus on two sterile neutrinos where, with a little abuse of notation, we indicate with $N_{1,2}$ both the (left-handed) Weyl fermions and the corresponding (massive) Majorana fermions. In the limit $\delta \rightarrow 0$, N_1 and N_2 become mass degenerate, i.e. they form one Dirac fermion N (with Weyl components $N_L = N_1$ and $N_R = N_2^\dagger$). The decay channel $N_2 \rightarrow N_1 \gamma$ is kinematically closed, and the remaining decay amplitudes rearrange in such a way that

$$\Gamma(N_1 \rightarrow \nu \gamma) = \Gamma(N_2 \rightarrow \nu \gamma) = \Gamma(N \rightarrow \nu \gamma) = \Gamma(\bar{N} \rightarrow \nu \gamma). \quad (\text{A.4})$$

Therefore, the sum of the widths of the two Majorana components is equal to the sum of the widths of the Dirac particle N and antiparticle \bar{N} , as it must be in order for the number of produced photons to vary continuously, as one takes the limit $\delta \rightarrow 0$.

A similar reasoning applies to all other decay channels involving $N_{1,2}$, discussed in App. B. In the expressions for the decay widths, we generally take the convention where the Majorana particle $N_i \equiv \bar{N}_i$ includes both chiralities, while ν is a left-handed SM neutrino distinct from the right-handed antineutrino $\bar{\nu}$.

B Expressions for the decay widths

Let us begin by introducing the various meson decay constants. For charged pseudoscalar (P) and vector (V) mesons, they are defined by

$$\langle 0 | \bar{u}_i \gamma^\mu \gamma_5 d_j | P^-(p) \rangle = i f_P p^\mu, \quad \langle 0 | \bar{u}_i \gamma^\mu \gamma_5 d_j | V^-(p) \rangle = i f_V m_V \epsilon^\mu(p), \quad (\text{B.1})$$

where u_i and d_j denote up and down-type quarks of flavour i and j , while m_V and $\epsilon^\mu(p)$ are the vector meson mass and polarisation vector. Numerical values for $f_{P,V}$ can be found in [51, 58].

For neutral pseudoscalar and vector mesons, what matters are the matrix elements of the Z boson current, defined as

$$J_Z^\mu = \sum_f [\bar{f}\gamma^\mu(T_L^3 - 2Q\sin^2\theta_w)f - \bar{f}\gamma^\mu\gamma_5 T_L^3 f], \quad (\text{B.2})$$

with T_L^3 the eigenvalue of the third $SU(2)_L$ generator, Q the electric charge and θ_w the weak angle. The neutral decay constants are defined via

$$\langle 0|J_Z^\mu|P^0(p)\rangle = i\frac{f_P}{\sqrt{2}}p^\mu, \quad \langle 0|J_Z^\mu|V^0(p)\rangle = i\frac{\kappa_V f_V m_V}{\sqrt{2}}\epsilon^\mu(p). \quad (\text{B.3})$$

Numerical values of f_P for the neutral pseudoscalar mesons, and of f_V for the light vector mesons ρ , ω and ϕ , can be found in Refs. [51, 58]. Notice that, in these cases, our constants f_V are related to the constants g_V defined in Ref. [51] by the expression $f_V = g_V/m_V$. For the quarkonia vector mesons J/ψ and Υ (respectively, a $c\bar{c}$ and a $b\bar{b}$ bound state), it is instead convenient to express the decay constant f_V in terms of the known decay width into electron-positron pairs. Using the results of [59], we have

$$\Gamma(V_{(q\bar{q})} \rightarrow e^+e^-) = \frac{f_V^2 e^4 Q_q^2}{24\pi m_V}, \quad (\text{B.4})$$

where the notation $V_{(q\bar{q})}$ means that the vector meson is composed by a $q\bar{q}$ pair and Q_q denotes the q electric charge.

The factors κ_V appearing in Eq. (B.3) take into account that the current associated with each vector-meson appears into the Z current J_Z^μ with a specific coefficient. They are given by⁴

$$\begin{aligned} \kappa_\rho &= 1 - 2\sin^2\theta_w, \\ \kappa_\omega &= -\frac{2}{3}\sin^2\theta_w, \\ \kappa_\phi &= -\sqrt{2}\left(\frac{1}{2} - \frac{2}{3}\sin^2\theta_w\right), \\ \kappa_{J/\psi} &= \frac{1}{2} - \frac{4}{3}\sin^2\theta_w, \\ \kappa_\Upsilon &= -\frac{1}{2} + \frac{2}{3}\sin^2\theta_w. \end{aligned} \quad (\text{B.5})$$

B.1 Mixing-induced sterile neutrino decays

The sterile neutrino decay widths induced by the dipole operator were already presented in Eq. (3.1). Here we report explicit expressions for the mixing-induced decay widths of heavy sterile neutrinos into mesons and leptons. We combine the findings of Refs. [60], [51] and [58], verifying independently the results where differences appear.

⁴Our expressions for $\kappa_{\rho,\omega,\phi}$ agree with those found in [58] and not with those of [51]. The expression for $\kappa_{J/\psi}$ is not reported in [58] but it is shown in [51]. With respect to this reference, we find a value $\kappa_{J/\psi}$ a factor of 2 smaller. At last, κ_Υ is, to the best of our knowledge, considered here for the first time.

Before showing the expressions for the sterile neutrino decay widths, we define the kinematical functions⁵

$$\begin{aligned}
\lambda(a, b, c) &= a^2 + b^2 + c^2 - 2ab - 2ac - 2bc, \\
I_1(x, y) &= [(1+x-y)(1+x) - 4x] \sqrt{\lambda(1, x, y)}, \\
I_2(x, y) &= [(1+x-y)(1+x+2y) - 4x] \sqrt{\lambda(1, x, y)}, \\
J_1(x, y, z) &= 12 \int_{(x+y)^2}^{(1-z)^2} \frac{ds}{s} (s - x^2 - y^2) (1 + z^2 - s) \sqrt{\lambda(s, x^2, y^2)} \sqrt{\lambda(1, s, z^2)}, \\
J_2(x, y, z) &= 24 y z \int_{(y+z)^2}^{(1-x)^2} \frac{ds}{s} (1 + x^2 - s) \sqrt{\lambda(s, y^2, z^2)} \sqrt{\lambda(1, s, x^2)}.
\end{aligned} \tag{B.6}$$

For the two-body sterile neutrino decays we have

$$\begin{aligned}
\Gamma(N_i \rightarrow \ell_\alpha^- P^+) &= \frac{G_F^2}{16\pi} f_P^2 |V_{quq_d}|^2 |\theta_{i\alpha}|^2 M_i^3 I_1 \left(\frac{m_{\ell_\alpha}^2}{M_i^2}, \frac{m_P^2}{M_i^2} \right), \\
\Gamma(N_i \rightarrow \nu_\alpha P^0) &= \frac{G_F^2}{16\pi} f_P^2 |\theta_{i\alpha}|^2 M_i^3 I_1 \left(0, \frac{m_P^2}{M_i^2} \right), \\
\Gamma(N_i \rightarrow \ell_\alpha^- V^+) &= \frac{G_F^2}{16\pi} f_V^2 |V_{quq_d}|^2 |\theta_{i\alpha}|^2 M_i^3 I_2 \left(\frac{m_{\ell_\alpha}^2}{M_i^2}, \frac{m_V^2}{M_i^2} \right), \\
\Gamma(N_i \rightarrow \nu_\alpha V^0) &= \frac{G_F^2}{16\pi} \kappa_V^2 f_V^2 |\theta_{i\alpha}|^2 M_i^3 I_2 \left(0, \frac{m_V^2}{M_i^2} \right),
\end{aligned} \tag{B.7}$$

where G_F is the Fermi constant, while the subscripts in the CKM matrix element V_{quq_d} denote the up-type quark q_u and down-type antiquark \bar{q}_d composing the corresponding charged meson. The decay widths in Eq. (B.7) will be used in the non-perturbative regime of QCD, which we will take to be $M_i \leq 1.6$ GeV.

In order to write an expression for the total decay width into one lepton plus hadrons, for masses $M_i > 1.6$ GeV, we follow Refs. [51, 58] and write

$$\begin{aligned}
\Gamma(N_i \rightarrow \text{lepton} + \text{hadrons}) &\simeq [1 + \Delta_{\text{QCD}}(M_i)] \left[2\Gamma(N_i \rightarrow \ell_\alpha^- u \bar{d}) + 2\Gamma(N_i \rightarrow \ell_\alpha^- u \bar{s}) + \right. \\
&\quad \left. + \Gamma(N_i \rightarrow \nu_\alpha u \bar{u}) + \Gamma(N_i \rightarrow \nu_\alpha d \bar{d}) + \sqrt{1 - \frac{4m_{K^0}^2}{M_i^2}} \Gamma(N_i \rightarrow \nu_\alpha s \bar{s}) \right],
\end{aligned} \tag{B.8}$$

where

$$\Delta_{\text{QCD}}(x) = \frac{\alpha_s(x)}{\pi} + 5.2 \frac{\alpha_s^2(x)}{\pi^2} + 26.4 \frac{\alpha_s^3(x)}{\pi^3}, \tag{B.9}$$

⁵To avoid confusion with the functions $I_{1,2}(x, y)$, we have renamed the functions called $I_{1,2}(x, y, z)$ in Ref. [60] as $J_{1,2}(x, y, z)$.

and the decay widths into quarks read

$$\begin{aligned}
\Gamma(N_i \rightarrow \ell_\alpha^- q_u \bar{q}_d) &= \frac{G_F^2}{192\pi^3} |V_{quqd}|^2 |\theta_{i\alpha}|^2 M_i^5 J_1\left(\frac{m_{\ell_\alpha}}{M_i}, \frac{m_{q_u}}{M_i}, \frac{m_{q_d}}{M_i}\right), \\
\Gamma(N_i \rightarrow \nu_\alpha q \bar{q}) &= \frac{G_F^2}{96\pi^3} |\theta_{i\alpha}|^2 M_i^5 \left[(g_L^q g_R^q) J_2\left(0, \frac{m_q}{M_i}, \frac{m_q}{M_i}\right) \right. \\
&\quad \left. + ((g_L^q)^2 + (g_R^q)^2) J_1\left(0, \frac{m_q}{M_i}, \frac{m_q}{M_i}\right) \right],
\end{aligned} \tag{B.10}$$

with

$$\begin{aligned}
g_L^{qu} &= \frac{1}{2} - \frac{2}{3} \sin^2 \theta_w, & g_R^{qu} &= -\frac{2}{3} \sin^2 \theta_w, \\
g_L^{qd} &= -\frac{1}{2} + \frac{1}{3} \sin^2 \theta_w, & g_R^{qd} &= \frac{1}{3} \sin^2 \theta_w.
\end{aligned} \tag{B.11}$$

In Eq. (B.8), the factors of 2 take into account the decay into charge conjugate states, while the square root in the last term is introduced to effectively take into account the strange-mesons mass threshold. In Eq. (B.8) we also neglect heavy quark contributions, because they are phase space (and, in some cases, CKM) suppressed.

Turning to three-body decays into leptons, we have

$$\begin{aligned}
\Gamma(N_i \rightarrow \ell_\alpha^- \ell_\beta^+ \nu_\beta) &= \frac{G_F^2}{192\pi^3} |\theta_{i\alpha}|^2 M_i^5 J_1\left(0, \frac{m_{\ell_\alpha}}{M_i}, \frac{m_{\ell_\beta}}{M_i}\right), \\
\Gamma(N_i \rightarrow \nu_\alpha \ell_\beta^+ \ell_\beta^-) &= \frac{G_F^2}{96\pi^3} |\theta_{i\alpha}|^2 M_i^5 \left[(g_L^\ell g_R^\ell + \delta_{\alpha\beta} g_R^\ell) J_2\left(0, \frac{m_{\ell_\beta}}{M_i}, \frac{m_{\ell_\beta}}{M_i}\right) \right. \\
&\quad \left. + ((g_L^\ell)^2 + (g_R^\ell)^2 + \delta_{\alpha\beta} (1 + 2g_L^\ell)) J_1\left(0, \frac{m_{\ell_\beta}}{M_i}, \frac{m_{\ell_\beta}}{M_i}\right) \right], \\
\Gamma(N_i \rightarrow \nu_\alpha \nu \bar{\nu}) &= \frac{G_F^2}{96\pi^3} |\theta_{i\alpha}|^2 M_i^5,
\end{aligned} \tag{B.12}$$

where, in the first decay rate, $\alpha \neq \beta$ (the case $\alpha = \beta$ is included in the second decay rate), while the couplings of the leptons to the Z boson are given by

$$g_L^\ell = -\frac{1}{2} + \sin^2 \theta_w, \quad g_R^\ell = \sin^2 \theta_w. \tag{B.13}$$

B.2 Mesons decays

In order to compute the number of sterile neutrino events in the various experiments, it is necessary to know the decay widths of mesons into $N_{1,2}$. As already explained in Sec. 3, we consider only two-body decays, which are dominant.

The dipole-induced process $V^0 \rightarrow N_1 N_2$, with V^0 a vector meson, has decay width

$$\begin{aligned}
\Gamma(V^0 \rightarrow N_1 N_2) &= \frac{(|d| \cos \theta_w Q_q e f_V)^2}{24\pi} m_V \sqrt{\lambda\left(1, \frac{M_1^2}{m_V^2}, \frac{M_2^2}{m_V^2}\right)} \times \\
&\quad \times \left(1 + \frac{M_1^2 + M_2^2 - 6M_1 M_2 \cos(2\xi)}{m_V^2} - 2 \frac{(M_2^2 - M_1^2)^2}{m_V^4} \right),
\end{aligned} \tag{B.14}$$

where m_V is the vector meson mass, Q_q is the charge of the constituent quarks, e the electric charge, and we wrote the dipole coefficient as $d = |d|e^{i\xi}$. The ξ dependence arises from the interference between the ‘vector and axial’ parts of the dipole coupling. Note that the decays $V^0 \rightarrow N_1 N_1$ and $V^0 \rightarrow N_2 N_2$ are forbidden because a Majorana-fermion vector current is antisymmetric. The decays $P^0 \rightarrow N_i N_j$ are also forbidden, because the amplitude is proportional to $q_{P^0}^\mu q_{P^0}^\nu \sigma_{\mu\nu} = 0$, where one momentum comes from the first matrix element in Eq. (B.3), and the other momentum comes from the derivative in the Z field strength. Finally, we neglect the decays $V^0 \rightarrow \nu_\alpha N_i$ induced by the dipole, because they are additionally suppressed by the active-sterile mixing.

Coming to meson decays induced by the active-sterile mixing, the decay widths are

$$\begin{aligned}\Gamma(P^- \rightarrow \ell_\alpha^- N_i) &= \frac{G_F^2 f_P^2 m_P^3 |V_{quqd}|^2 |\theta_{i\alpha}|^2}{8\pi} \left[\frac{M_i^2}{m_P^2} + \frac{m_\ell^2}{m_P^2} - \left(\frac{M_i^2}{m_P^2} - \frac{m_\ell^2}{m_P^2} \right)^2 \right] \sqrt{\lambda \left(1, \frac{M_i^2}{m_P^2}, \frac{m_\ell^2}{m_P^2} \right)}, \\ \Gamma(P^0 \rightarrow \nu_\alpha N_i) &= \frac{G_F^2 f_P^2 m_P^3 |\theta_{i\alpha}|^2}{32\pi} \frac{M_i^2}{m_P^2} \lambda \left(1, 0, \frac{M_i^2}{m_P^2} \right), \\ \Gamma(V^0 \rightarrow \nu_\alpha N_i) &= \frac{G_F^2 \kappa_V^2 f_V^2 m_V^3 |\theta_{i\alpha}|^2}{96\pi} \left(2 - \frac{M_i^2}{m_V^2} - \frac{M_i^4}{m_V^4} \right) \sqrt{\lambda \left(1, 0, \frac{M_i^2}{m_V^2} \right)},\end{aligned}\tag{B.15}$$

where the decay widths of the neutral mesons are defined to include the contributions from both the SM neutrino and antineutrino. The charged pseudoscalar decay width has been also presented in [51, 58], and we agree with the expression reported in those papers.

B.3 Comparison between dipole- and mixing-induced processes

We compare in Fig. 6 the relative contribution of the dipole operator and of the active-sterile mixing to the production and decay of sterile neutrinos, as a function of the sterile mass. Concerning production, we focus on the SHiP experiment for definiteness. This comparison is useful to understand the behaviour of the blue and orange lines shown in Figs. 1–2. In Fig. 6 we take a sterile mass splitting $\delta = 0.1$ and a dipole coefficient $d = 2.3 \times 10^{-6} \text{ GeV}^{-1}$, that corresponds to the parameterisation of Eq. (2.2) with the choice $g_\star = 1$ and $m_\star = 1 \text{ TeV}$. Moreover, we consider a mixing with either the μ or the τ flavours, fixing the mixing angles to their maximum allowed value at the reference point $M_1 = 1 \text{ GeV}$, as in Sec. 3: $\theta_{1\mu} = 3 \times 10^{-4}$ and $\theta_{1\tau} = 10^{-3}$, respectively. We again focus on the production and decay of the sterile neutrino N_2 .

The left panel shows the total number of events generated by the dipole (continuous line) and the mixing (dashed line for mixing with the τ flavour, dotted line for the mixing with the μ flavour) at the SHiP experiment, defined as

$$N_x = \sum_j N_{\mathbf{M}_j} \text{BR}_x(\mathbf{M}_j \rightarrow N_2 + \dots).\tag{B.16}$$

In the expression above, $N_{\mathbf{M}_j}$ is the number of mesons produced at the SHiP experiment (see Table 1 of Ref. [22]), while $\text{BR}_x(\mathbf{M}_j \rightarrow N_2 + \dots)$ denotes, schematically, the branching ratio of the meson \mathbf{M}_j into N_2 , for x equal to *dipole* or *mixing*. More concretely, when

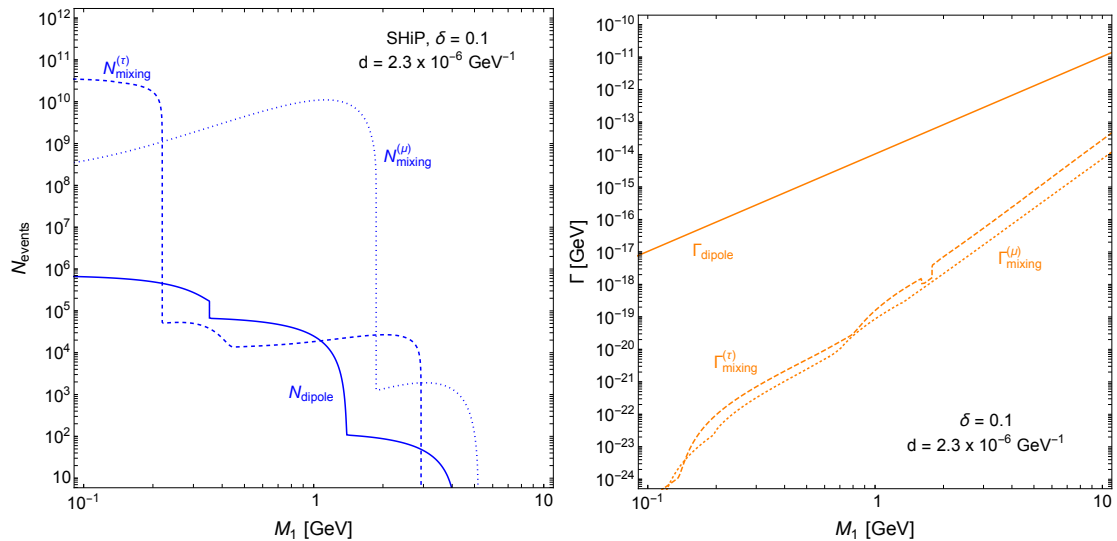


Figure 6. Left panel: number of N_2 particles produced at the SHiP experiment generated by the dipole, for $d = 2.3 \cdot 10^{-6} \text{ GeV}$, and by the mixing, for the maximal allowed value of $\theta_{i\alpha}$ (with two choices of flavour, see main text). Right panel: decay width of the N_2 particle generated by the dipole and by the mixing (again, with two choices of flavour). Note that the dipole (mixing) curves scale as $|d|^2$ ($|\theta_{i\alpha}|^2$).

$x = \text{dipole}$ we consider the processes in Eq. (B.14), while for $x = \text{mixing}$ we consider the processes listed in Eq. (B.15). As can be seen, the number of events produced in the two cases have very different dependence on the sterile mass. This can be easily understood remembering that different mesons contribute in the two cases, with thresholds that appear for different values of M_1 . We also observe that the behaviour of N_{mixing} depends strongly on the flavour to which the sterile neutrino couples to. We remark that, in order to compute N_{dipole} and N_{mixing} for other values of the dipole and mixing parameters, it is sufficient to rescale N_{dipole} by $|d|^2$ ⁶ and N_{mixing} by $|\theta_{i\alpha}|^2$. This translates into the behaviour of the blue curves in Figs. 1-2.

Turning to the right panel of Fig. 6, we show the dipole and mixing-induced decays widths, where Γ_{dipole} is given by the sum of the first two lines of Eq. (3.1), while Γ_{mixing} is given by the sum of the decay widths listed in App. B.1. The dipole-induced decay width Γ_{dipole} scales as M_1^3 . The same happens for Γ_{mixing} at low masses, where the two-body decays of Eq. (B.7) dominate.⁷ On the contrary, for $M_1 \gtrsim 2 \text{ GeV}$, the decay widths scale with M_1^5 , which is the dependence observed in the three-body decays of Eqs. (B.8) and (B.12). For our choice of parameters, the dipole always dominates over the mixing, but of course this will change if smaller values of the dipole coefficient are considered. As

⁶This is true as long as d is sufficiently small that the total decay width of the meson is dominated by the SM contribution. If this is the case, the branching ratio in Eq. (B.16) inherits the $|d|^2$ from the decay width that appears in the numerator.

⁷This is true in the limit of massless final-state particles, but in practice the thresholds can be important, see right panel of Fig. 6.

before, the behaviour of the curves for different values of d and $\theta_{i\alpha}$ can be obtained simply rescaling Γ_{dipole} with $|d|^2$ and Γ_{mixing} with $|\theta_{i\alpha}|^2$. This translates into the behaviour of the orange curves in Figs. 1-2.

References

- [1] A. M. Abdullahi et al., *The present and future status of heavy neutral leptons*, *J. Phys. G* **50** (2023) 020501 [2203.08039].
- [2] <https://www.hep.ucl.ac.uk/~pbolton/>.
- [3] D. Barducci, E. Bertuzzo, G. Grilli di Cortona and G. M. Salla, *Dark photon bounds in the dark EFT*, *JHEP* **12** (2021) 081 [2109.04852].
- [4] A. Aparici, K. Kim, A. Santamaria and J. Wudka, *Right-handed neutrino magnetic moments*, *Phys. Rev. D* **80** (2009) 013010 [0904.3244].
- [5] A. Aparici, A. Santamaria and J. Wudka, *A model for right-handed neutrino magnetic moments*, *J. Phys. G* **37** (2010) 075012 [0911.4103].
- [6] A. M. Cooper-Sarkar, S. Sarkar, J. Guy, W. Venus, P. O. Hulth and K. Hultqvist, *Bound on the tau-neutrino magnetic moment from the BEBC beam dump experiment*, *Phys. Lett. B* **280** (1992) 153.
- [7] CHARM-II collaboration, *A Detector for the Study of Neutrino - Electron Scattering*, *Nucl. Instrum. Meth. A* **278** (1989) 670.
- [8] <https://cds.cern.ch/record/2878604/files/SPSC-P-369.pdf>.
- [9] NA62 collaboration, *Search for dark photon decays to $\mu^+\mu^-$ at NA62*, *JHEP* **09** (2023) 035 [2303.08666].
- [10] J. L. Feng et al., *The Forward Physics Facility at the High-Luminosity LHC*, *J. Phys. G* **50** (2023) 030501 [2203.05090].
- [11] SHiP collaboration, *Sensitivity of the SHiP experiment to Heavy Neutral Leptons*, *JHEP* **04** (2019) 077 [1811.00930].
- [12] F. Kling and S. Trojanowski, *Heavy Neutral Leptons at FASER*, *Phys. Rev. D* **97** (2018) 095016 [1801.08947].
- [13] NA62 collaboration, *Search for K^+ decays to a muon and invisible particles*, *Phys. Lett. B* **816** (2021) 136259 [2101.12304].
- [14] I. Boiarska, A. Boyarsky, O. Mikulenko and M. Ovchinnikov, *Constraints from the CHARM experiment on heavy neutral leptons with tau mixing*, *Phys. Rev. D* **104** (2021) 095019 [2107.14685].
- [15] R. Barouki, G. Marocco and S. Sarkar, *Blast from the past II: Constraints on heavy neutral leptons from the BEBC WA66 beam dump experiment*, *SciPost Phys.* **13** (2022) 118 [2208.00416].
- [16] S. Balaji, M. Ramirez-Quezada and Y.-L. Zhou, *CP violation in neutral lepton transition dipole moment*, *JHEP* **12** (2020) 090 [2008.12795].
- [17] D. Barducci, E. Bertuzzo, A. Caputo, P. Hernandez and B. Mele, *The see-saw portal at future Higgs Factories*, *JHEP* **03** (2021) 117 [2011.04725].

- [18] W. Cho, K.-Y. Choi and O. Seto, *Sterile neutrino dark matter with dipole interaction*, *Phys. Rev. D* **105** (2022) 015016 [[2108.07569](#)].
- [19] F. Delgado, L. Duarte, J. Jones-Perez, C. Manrique-Chavil and S. Peña, *Assessment of the dimension-5 seesaw portal and impact of exotic Higgs decays on non-pointing photon searches*, *JHEP* **09** (2022) 079 [[2205.13550](#)].
- [20] L. Duarte, J. Jones-Pérez and C. Manrique-Chavil, *Bounding the Dimension-5 Seesaw Portal with non-pointing photon searches*, *JHEP* **04** (2024) 133 [[2311.17989](#)].
- [21] E. J. Chun, S. Mandal and R. Padhan, *Collider imprints of a right handed neutrino magnetic moment operator*, *Phys. Rev. D* **109** (2024) 115002 [[2401.05174](#)].
- [22] D. Barducci, E. Bertuzzo, M. Taoso, C. A. Ternes and C. Toni, *Illuminating the dark: mono- γ signals at NA62*, [2406.17599](#).
- [23] G. Magill, R. Plestid, M. Pospelov and Y.-D. Tsai, *Dipole Portal to Heavy Neutral Leptons*, *Phys. Rev. D* **98** (2018) 115015 [[1803.03262](#)].
- [24] P. Coloma, P. A. N. Machado, I. Martinez-Soler and I. M. Shoemaker, *Double-Cascade Events from New Physics in Icecube*, *Phys. Rev. Lett.* **119** (2017) 201804 [[1707.08573](#)].
- [25] I. M. Shoemaker and J. Wyenberg, *Direct Detection Experiments at the Neutrino Dipole Portal Frontier*, *Phys. Rev. D* **99** (2019) 075010 [[1811.12435](#)].
- [26] I. M. Shoemaker, Y.-D. Tsai and J. Wyenberg, *Active-to-sterile neutrino dipole portal and the XENON1T excess*, *Phys. Rev. D* **104** (2021) 115026 [[2007.05513](#)].
- [27] R. Plestid, *Luminous solar neutrinos I: Dipole portals*, *Phys. Rev. D* **104** (2021) 075027 [[2010.04193](#)].
- [28] V. Brdar, A. Greljo, J. Kopp and T. Opferkuch, *The Neutrino Magnetic Moment Portal: Cosmology, Astrophysics, and Direct Detection*, *JCAP* **01** (2021) 039 [[2007.15563](#)].
- [29] A. Dasgupta, S. K. Kang and J. E. Kim, *Probing neutrino dipole portal at COHERENT experiment*, *JHEP* **11** (2021) 120 [[2108.12998](#)].
- [30] DONUT collaboration, *A New upper limit for the tau - neutrino magnetic moment*, *Phys. Lett. B* **513** (2001) 23 [[hep-ex/0102026](#)].
- [31] A. Ismail, S. Jana and R. M. Abraham, *Neutrino up-scattering via the dipole portal at forward LHC detectors*, *Phys. Rev. D* **105** (2022) 055008 [[2109.05032](#)].
- [32] R. A. Gustafson, R. Plestid and I. M. Shoemaker, *Neutrino portals, terrestrial upscattering, and atmospheric neutrinos*, *Phys. Rev. D* **106** (2022) 095037 [[2205.02234](#)].
- [33] Y. Zhang, M. Song, R. Ding and L. Chen, *Neutrino dipole portal at electron colliders*, *Phys. Lett. B* **829** (2022) 137116 [[2204.07802](#)].
- [34] G.-y. Huang, S. Jana, M. Lindner and W. Rodejohann, *Probing heavy sterile neutrinos at neutrino telescopes via the dipole portal*, *Phys. Lett. B* **840** (2023) 137842 [[2204.10347](#)].
- [35] M. Ovchinnikov, T. Schwetz and J.-Y. Zhu, *Dipole portal and neutrinophilic scalars at DUNE revisited: The importance of the high-energy neutrino tail*, *Phys. Rev. D* **107** (2023) 055029 [[2210.13141](#)].
- [36] M. Ovchinnikov and J.-Y. Zhu, *Search for the dipole portal of heavy neutral leptons at future colliders*, *JHEP* **07** (2023) 039 [[2301.08592](#)].

- [37] V. Brdar, A. de Gouvêa, Y.-Y. Li and P. A. N. Machado, *Neutrino magnetic moment portal and supernovae: New constraints and multimessenger opportunities*, *Phys. Rev. D* **107** (2023) 073005 [2302.10965].
- [38] W. Liu and Y. Zhang, *Testing neutrino dipole portal by long-lived particle detectors at the LHC*, *Eur. Phys. J. C* **83** (2023) 568 [2302.02081].
- [39] G. Chauhan, S. Horiuchi, P. Huber and I. M. Shoemaker, *Probing the sterile neutrino dipole portal with SN1987A and low-energy supernovae*, *Phys. Rev. D* **110** (2024) 015007 [2402.01624].
- [40] R. Beltrán, P. D. Bolton, F. F. Deppisch, C. Hati and M. Hirsch, *Probing heavy neutrino magnetic moments at the LHC using long-lived particle searches*, *JHEP* **07** (2024) 153 [2405.08877].
- [41] D. Barducci and A. Dondarini, *Neutrino dipole portal at a high energy μ -collider*, *JHEP* **10** (2024) 165 [2404.09609].
- [42] Y.-Y. Li, Y.-F. Li and S.-Y. Xia, *Neutrino magnetic dipole portal with low energy neutrino nucleus scattering data*, [2406.07477](#).
- [43] H. K. Dreiner, H. E. Haber and S. P. Martin, *Two-component spinor techniques and Feynman rules for quantum field theory and supersymmetry*, *Phys. Rept.* **494** (2010) 1 [0812.1594].
- [44] P. Hernandez, J. Lopez-Pavon, N. Rius and S. Sandner, *Bounds on right-handed neutrino parameters from observable leptogenesis*, *JHEP* **12** (2022) 012 [2207.01651].
- [45] J.-L. Tastet and I. Timiryasov, *Dirac vs. Majorana HNLs (and their oscillations) at SHiP*, *JHEP* **04** (2020) 005 [1912.05520].
- [46] R. Coy and M. Frigerio, *Effective approach to lepton observables: the seesaw case*, *Phys. Rev. D* **99** (2019) 095040 [1812.03165].
- [47] R. Coy and M. Frigerio, *Effective comparison of neutrino-mass models*, *Phys. Rev. D* **105** (2022) 115041 [2110.09126].
- [48] PARTICLE DATA GROUP collaboration, *Review of particle physics*, *Phys. Rev. D* **110** (2024) 030001.
- [49] M. Blennow, E. Fernández-Martínez, J. Hernández-García, J. López-Pavón, X. Marcano and D. Naredo-Tuero, *Bounds on lepton non-unitarity and heavy neutrino mixing*, *JHEP* **08** (2023) 030 [2306.01040].
- [50] D. Barducci, E. Bertuzzo, M. Taoso and C. Toni, *Probing right-handed neutrinos dipole operators*, *JHEP* **03** (2023) 239 [2209.13469].
- [51] K. Bondarenko, A. Boyarsky, D. Gorbunov and O. Ruchayskiy, *Phenomenology of GeV-scale Heavy Neutral Leptons*, *JHEP* **11** (2018) 032 [1805.08567].
- [52] J. De Vries, H. K. Dreiner, J. Y. Günther, Z. S. Wang and G. Zhou, *Long-lived Sterile Neutrinos at the LHC in Effective Field Theory*, *JHEP* **03** (2021) 148 [2010.07305].
- [53] D. Barducci, W. Liu, A. Titov, Z. S. Wang and Y. Zhang, *Probing the dipole portal to heavy neutral leptons via meson decays at the high-luminosity LHC*, *Phys. Rev. D* **108** (2023) 115009 [2308.16608].
- [54] T2K collaboration, *Search for heavy neutrinos with the T2K near detector ND280*, *Phys. Rev. D* **100** (2019) 052006 [1902.07598].

- [55] J. Y. Günther, J. de Vries, H. K. Dreiner, Z. S. Wang and G. Zhou, *Long-lived neutral fermions at the DUNE near detector*, *JHEP* **01** (2024) 108 [[2310.12392](#)].
- [56] V. Brdar, B. Dutta, W. Jang, D. Kim, I. M. Shoemaker, Z. Tabrizi et al., *Axionlike Particles at Future Neutrino Experiments: Closing the Cosmological Triangle*, *Phys. Rev. Lett.* **126** (2021) 201801 [[2011.07054](#)].
- [57] K. R. Dienes, J. L. Feng, M. Fieg, F. Huang, S. J. Lee and B. Thomas, *Extending the discovery potential for inelastic-dipole dark matter with FASER*, *Phys. Rev. D* **107** (2023) 115006 [[2301.05252](#)].
- [58] P. Coloma, E. Fernández-Martínez, M. González-López, J. Hernández-García and Z. Pavlovic, *GeV-scale neutrinos: interactions with mesons and DUNE sensitivity*, *Eur. Phys. J. C* **81** (2021) 78 [[2007.03701](#)].
- [59] E. Bertuzzo and M. Taoso, *Probing light dark scalars with future experiments*, *JHEP* **03** (2021) 272 [[2011.04735](#)].
- [60] A. Atre, T. Han, S. Pascoli and B. Zhang, *The Search for Heavy Majorana Neutrinos*, *JHEP* **05** (2009) 030 [[0901.3589](#)].