

Quantum stresses in the hydrogen atom

Adam Freese^{1,*}

¹*Theory Center, Jefferson Lab, Newport News, Virginia 23606, USA*

Gravitational form factors are often interpreted as providing access to stresses inside hadrons, in particular through Fourier transforms of the form factors D and \bar{c} . Some researchers, however, have expressed skepticism of this interpretation. I revisit the question, and argue that it is indeed appropriate to interpret these quantities as stress distributions. I consider the hydrogen atom's ground state as a familiar example, and use the pilot wave interpretation of quantum mechanics to give the distributions a clear meaning. A striking result is that \bar{c} —rather than D —quantifies the force law binding the system, which can be understood through Cauchy's first law of motion.

I. INTRODUCTION

Mechanical properties of hadrons have received a lot of attention in recent years [1–13]. Form factors of the energy-momentum tensor (EMT)—which are commonly called “gravitational form factors,” owing to the EMT being the source of gravitation in general relativity—have been interpreted as giving access to spatial distributions of forces acting on quarks, especially through the form factor often labeled D and called the “D-term.” This culminated in a phenomenological extraction of pressures and shear forces inside the proton by Burkert, Elouadrhiri and Girod (BEG) [2, 7].

However, skepticism about this interpretation of the D-term has been expressed, especially by Ji and Liu [14], who assert that the gravitational form factors instead provide access to momentum current densities, and not to forces. The contention can be understood by examining the continuity equation for the energy-momentum tensor $T^{\mu\nu}(x)$, which is locally conserved due to spacetime translation invariance of the action [15, 16]:

$$\partial_\mu T^{\mu\nu}(x) = 0. \quad (1)$$

If n_μ is a unit vector pointing in the forward time direction, then

$$P^\nu(t) = \int d^3\mathbf{x} n_\mu T^{\mu\nu}(\mathbf{x}, t) \quad (2)$$

is the total amount of four-momentum on a hypersurface of fixed t . In integral form, Eq. (1) can be restated:

$$\frac{d}{dt} [P^\nu(V)] = - \oint_{\partial V} d\Sigma_i T^{i\nu}(\mathbf{x}, t), \quad (3)$$

where V is some spatial volume, ∂V is its boundary, and $P^\nu(V)$ the amount of four-momentum in the volume V . This equation tells us that the amount of four-momentum in the region V changes at the rate that its flux density, $T^{i\nu}(\mathbf{x}, t)$, enters or leaves the region through its boundary. The components T^{ij} in particular, which are often called the stress tensor, play the role of momentum flux densities. This seems to validate the perspective of Ji and Liu.

However, this does not entirely rule out an interpretation in terms of local mechanical forces. There are many classical systems for which the momentum flux density clearly describes a pressure or the action of forces. The most obvious example is a static fluid. At a microscopic level, the fluid consists of molecules that are in constant motion. A body submerged in the fluid is pelted by the molecules at a high rate, and from this experiences a pressure. The momentum flux of moving particles is responsible for this pressure.

A deformable solid is another example. Under the influence of an external force, the body will strain and deform. The deformations will cause stress forces inside the body to act between adjacent portions in an attempt to restore its original shape. These forces will largely balance out—for a body in equilibrium, the net force everywhere will be zero—but the individual forces could actually be quite large. In fact, if we divide a material body into two parts using an open surface Σ , the force exerted by one half on the other is given by [17–20]:

$$F^j(\Sigma) = - \int_\Sigma d\Sigma_i T^{ij}(\mathbf{x}), \quad (4)$$

* afreese@jlab.org

which is exactly the momentum flux in Eq. (3)—but now with an open surface. It’s quite easy to find scenarios in which the open surface integral of Eq. (4) can be quite large, while the closed surface integral of Eq. (3) can be small or even zero. A static fluid is precisely such an example. A bridge supporting traffic without collapsing is another.

It is not immediately clear that an analogy between classical continuum materials and quarks in a proton is apt. These are very different kinds of systems subject to different laws and dynamics. Nonetheless, the comparison does raise the question: does the stress tensor T^{ij} in the proton describe the motion of quarks, or local forces acting on quarks? Perhaps it is even a mix of both. Regardless of the answer, the gravitational form factor extracted by BEG’s analysis is telling us something very interesting about what’s happening inside a proton. The question is: what exactly is it telling us?

The question is difficult to answer for many reasons. The appropriate definition of spatial densities in relativistic quantum field theory has itself been a subject of controversy, with multiple competing frameworks [6, 8, 13, 21–39]. The operators in question also contain ultraviolet divergences that must be renormalized, and subtleties about the renormalization rules for composite operators have also led to controversy [10].

There is an even more fundamental difficulty which hasn’t received as much attention. Quantum chromodynamics is a quantum theory, and quantum mechanics on its own doesn’t have a clear ontology—i.e., it doesn’t tell a clear story about what actually happens in microscopic systems. Vanilla quantum mechanics is in essence a set of tools for calculating expectation values and event rates, and does not paint a vivid picture of what is actually going on in the microscopic world of quarks and gluons. It is thus unclear when (or even if) we can say things like “a quark located at \mathbf{x} feels a pressure p and has a velocity \mathbf{v} ,” even statistically. The Copenhagen interpretation would even tell us that these statements are outright meaningless, and that that quantum mechanics is *only* a set of tools for making predictions for concrete experimental scenarios [40, 41].

With all of these issues piling on, it is prudent to consider simplified cases and to try to address the issues one at a time. My goal in this paper is to address the question of how the expectation value of the stress tensor could be interpreted in quantum mechanics, if it has been supplemented with a clear ontology. To avoid the dogpile of issues related to relativity and field theory, and to keep the problem as simple as possible, I will strictly limit my attention to the ground state of the hydrogen atom (which was previously been considered by Ji and Liu [42]).

As an ontology for quantum mechanics, I consider the pilot wave interpretation [43–48], which is often also called Bohmian mechanics. In the pilot wave interpretation, every particle in a system has a definite position at all times. Additionally, the wave function is considered to be a physically real field—albeit, living in configuration space rather than the three-dimensional space of our experiences—which guides the motion of the particles. The wave function also provides, as usual, the probability of the system having a particular configuration at any time via Born’s rule. The utility of this formulation is that with exact trajectories, it is crystal clear what we mean when we say that a particle has a force acting on it or that it is in motion. We merely need to take an ensemble average of all possible configurations via Born’s rule, due to our ignorance of the exact configuration.

The paper is divided into three main sections. First, in Sec. II, I obtain the gravitational form factors of the hydrogen atom’s ground state. Next, in Sec. III, I obtain impact parameter space expressions through 3D Fourier transforms. These two sections are vanilla quantum mechanics, and the results therein do not rely on any particular interpretation. In Sec. IV, I use the pilot wave formulation to interpret the impact parameter expressions of Sec. III. I argue that the stress tensor should be taken to provide literal stresses inside the atom, finding that the particle contributions in particular correspond to forces exerted by the pilot wave on the electron and proton. Additionally, I find through Cauchy’s first law of motion that individual contributions to the form factor $\bar{c}(\Delta^2)$ —rather than to $D(\Delta^2)$ —encode the force law binding the system. I finally summarize and provide an outlook in Sec. V.

II. GRAVITATIONAL FORM FACTORS

In the non-relativistic regime, the most general form that matrix elements of the stress tensor can take for a system without spin—owing to Galilean covariance, and time reversal and spatial inversion symmetries—is¹:

$$\langle \mathbf{p}' | \hat{T}^{ij}(0) | \mathbf{p} \rangle = \frac{P^i P^j}{M} A(\Delta^2) + \frac{\Delta^i \Delta^j - \Delta^2 \delta^{ij}}{4M} D(\Delta^2) - M \delta^{ij} \bar{c}(\Delta^2), \quad (5)$$

where M is the mass of the composite system, \mathbf{p} and \mathbf{p}' are (initial and final) barycentric momenta, $\mathbf{P} = \frac{1}{2}(\mathbf{p} + \mathbf{p}')$, and $\Delta = \mathbf{p}' - \mathbf{p}$. The operator $\hat{T}^{ij}(\mathbf{x})$ is the stress tensor operator in the Schrödinger picture, and $A(\Delta^2)$, $D(\Delta^2)$ and $\bar{c}(\Delta^2)$ are the gravitational form factors. I have written Eq. (5) so that the gravitational form factors match those of the standard decomposition [1] in the non-relativistic limit.

An important sum rule that follows from the continuity equation (1) is $\bar{c}(\Delta^2) = 0$. However, contributions to $\bar{c}(\Delta^2)$ from individual constituents (in this case, the electron, proton and Coulomb field) may be non-zero, and these separate contributions

¹ Using natural units: $\hbar = c = 1$.

are crucial to the physical meaning of the stress tensor. After all, even in familiar classical systems such as a bridge carrying traffic, stresses are individual forces that balance out. It is thus prudent to keep track of $\bar{c}(\Delta^2)$.

For a composite system, $|\mathbf{p}\rangle$ in Eq. (5) should be understood to implicitly contain some state for the internal structure of the system. For instance, the non-relativistic hydrogen atom is characterized by its quantum numbers n, l, m_l , in addition to a barycentric position \mathbf{r} or momentum \mathbf{p} . Thus,

$$|\mathbf{p}\rangle \equiv |\mathbf{p}; n, l, m_l\rangle \quad (6)$$

for some set of quantum numbers. The matrix element in Eq. (5) will depend on which internal state $|n, l, m_l\rangle$ is used; different states of the hydrogen atom will have different form factors. Of course, only $l = 0$ states will satisfy Eq. (5), since the breakdown therein assumes a system without spin. While it would be interesting to look at the stress tensor for $l > 0$ states, and thus study the implications of orbital angular momentum for the stress tensor, I limit the present study to $l = 0$ for simplicity.

A. The quantum stress tensor

The stress tensor operator is needed to evaluate the matrix element in Eq. (5). The operator can be broken down into contributions from the particles (electron and proton) and from the Coulomb field:

$$\hat{T}^{ij}(\mathbf{x}) = \sum_{a=e,p,\gamma} \hat{T}_a^{ij}(\mathbf{x}). \quad (7)$$

The particle stress operator should be a quantization of the classical stress tensor for a free particle:

$$T_{\text{cl.}}^{ij}(\mathbf{x}, t) = \frac{p^i(t)p^j(t)}{m} \delta^{(3)}(\mathbf{x} - \mathbf{q}(t)), \quad (8)$$

where $\mathbf{q}(t)$ is the particle's trajectory and $\mathbf{p}(t)$ its momentum. Unfortunately, first quantization is an ambiguous procedure; there isn't a unique scheme to assign a corresponding quantum operator. The issue is that different operators, such as:

$$\begin{aligned} \hat{T}^{ij}(\mathbf{x}) &\stackrel{?}{=} \frac{1}{2m} \left(\hat{p}^i \delta^{(3)}(\mathbf{x} - \hat{\mathbf{q}}) \hat{p}^j + \hat{p}^j \delta^{(3)}(\mathbf{x} - \hat{\mathbf{q}}) \hat{p}^i \right) \\ \hat{T}^{ij}(\mathbf{x}) &\stackrel{?}{=} \frac{1}{2m} \left(\hat{p}^i \hat{p}^j \delta^{(3)}(\mathbf{x} - \hat{\mathbf{q}}) + \delta^{(3)}(\mathbf{x} - \hat{\mathbf{q}}) \hat{p}^i \hat{p}^j \right), \end{aligned}$$

among many others, all correspond to the same classical quantity. To be sure, this ambiguity is not present when second quantizing field theories, but we must navigate this obstacle for the goal at hand.

Although I am otherwise avoiding field theory in this paper, known results from quantum field theory can help to pick the appropriate operator. In free field theories, the form factors $A(\Delta^2)$ and $D(\Delta^2)$ are constants and $\bar{c}(\Delta^2) = 0$. In particular, $A(\Delta^2) = 1$, while the value of $D(\Delta^2)$ depends on the particle species in question. For free fermions, $D(\Delta^2) = 0$ [49], while for scalar particles obeying the Klein-Gordon equation, $D(\Delta^2) = -1$ [50]. Since matter particles are typically fermions, I will choose a stress tensor operator that gives $A(\Delta^2) = 1$ and $D(\Delta^2) = 0$ for single-particle states. Even if $D(\Delta^2)$ were not zero for a free particle, its value is a red herring that will lead us off the trail of understanding what these form factors tell us about bound states.

The appropriate operator for the particle stress tensor is:

$$\hat{T}^{ij}(\mathbf{x}) = \frac{1}{4m} \left\{ \hat{p}^i, \left\{ \hat{p}^j, \delta^{(3)}(\mathbf{x} - \hat{\mathbf{q}}) \right\} \right\}, \quad (9)$$

where $\{a, b\} = ab + ba$ is the anticommutator. According to McCoy's formula [51], this is the Weyl quantized operator associated with the classical stress tensor (8). Sandwiching the operator (9) between momentum kets gives:

$$\langle \mathbf{p}' | \hat{T}^{ij}(0) | \mathbf{p} \rangle = \frac{P^i P^j}{m}, \quad (10)$$

where $\mathbf{P} = \frac{1}{2}(\mathbf{p} + \mathbf{p}')$. Comparison with the form factor breakdown (5) tells us that $A(\Delta^2) = 1$ and $D(\Delta^2) = \bar{c}(\Delta^2) = 0$, as required.

In the presence of general electromagnetic fields, the operator (9) should be modified via minimal substitution in the usual way, with $\hat{p}^i \mapsto \hat{p}^i - e\hat{A}^i(\mathbf{x}, t)$. For the hydrogen atom—at least in the absence of fine structure corrections—the magnetic field is zero, and thus one can choose a gauge where $\mathbf{A} = 0$. I will exploit that freedom throughout this work. In the $\mathbf{A} = 0$ gauge, when taking matrix elements, the momentum operator becomes $-i\nabla$ acting on the relevant wave packets. In a more general

gauge, ∇ is simply replaced—via minimal substitution—by the gauge-covariant derivative. Accordingly, the matrix elements of the operator (9) are gauge-invariant after minimal substitution has been done. Therefore, although I use the $\mathbf{A} = 0$ gauge throughout this work for simplicity, the results are all gauge-invariant.

In addition to the electron and proton, the electric field can also carry stresses. The formula for the electromagnetic energy-momentum tensor is:

$$\hat{T}_\gamma^{\mu\nu}(x) = \hat{F}^{\mu\rho}(x)\hat{F}_\rho{}^\nu(x) + \frac{1}{4}g^{\mu\nu}\hat{F}_{\alpha\beta}(x)\hat{F}^{\alpha\beta}(x). \quad (11)$$

The stress tensor (spacelike components) for a static electric field reduces to:

$$\hat{T}_\gamma^{ij}(\mathbf{x}) = -\hat{E}^i(\mathbf{x})\hat{E}^j(\mathbf{x}) + \frac{1}{2}\delta^{ij}(\hat{\mathbf{E}}(\mathbf{x}))^2. \quad (12)$$

The electric field in the hydrogen atom is a sum of two static Coulomb fields from point sources at positions $\hat{\mathbf{q}}_e$ and $\hat{\mathbf{q}}_p$. Crucially, since this is a quantum mechanical system, these positions are operators.

B. Particle form factors

With the appropriate operators in hand, gravitational form factors can be obtained. I start with the particle contributions. After the mass, momentum and position have been given the subscript $a \in \{e, p\}$, sandwiching the operator (9) between momentum kets gives:

$$\langle \mathbf{p}'_e, \mathbf{p}'_p | \hat{T}_a^{ij}(\mathbf{x}) | \mathbf{p}_e, \mathbf{p}_p \rangle = \frac{P_a^i P_a^j}{m_a} e^{-i\Delta \cdot \mathbf{x}} (2\pi)^3 \delta^{(3)}(\Delta - \Delta_a), \quad (13)$$

where $\mathbf{P}_a = \frac{1}{2}(\mathbf{p}_a + \mathbf{p}'_a)$ and $\Delta_a = \mathbf{p}'_a - \mathbf{p}_a$ are per-particle momenta, and where $\Delta = \Delta_e + \Delta_p$ and $\mathbf{P} = \mathbf{P}_e + \mathbf{P}_p$ are total momenta. I transform to barycentric coordinates to proceed. The usual formula

$$\begin{aligned} \mathbf{p} &= \mathbf{p}_e + \mathbf{p}_p \\ \mathbf{k} &= \frac{m_p \mathbf{p}_e - m_e \mathbf{p}_p}{m_e + m_p}, \end{aligned} \quad (14)$$

is applied to initial (unprimed), final (primed) and total (capitalized) momenta alike. As usual,

$$\begin{aligned} M &= m_e + m_p \\ \mu &= \frac{m_e m_p}{m_e + m_p} \end{aligned} \quad (15)$$

are the total and reduced masses. In terms of the transformed variables, the individual stress tensor matrix elements can be written:

$$\langle \mathbf{p}'; \mathbf{k}' | \hat{T}_a^{ij}(\mathbf{x}) | \mathbf{p}; \mathbf{k} \rangle = \left(\frac{m_a P^i P^j}{M^2} \pm \frac{P^i K^j + K^i P^j}{M} + \frac{K^i K^j}{m_a} \right) e^{-i\Delta \cdot \mathbf{x}} (2\pi)^3 \delta^{(3)} \left(\pm \frac{\mu}{m_a} \Delta - \mathbf{k}' + \mathbf{k} \right), \quad (16)$$

where here (and elsewhere) the top of \pm applies for $a = e$ and the bottom for $a = p$. Now, to perform a form factor decomposition (5), the same operator should be sandwiched between kets with a definite stationary state in place of the relative momentum, e.g., $\langle \mathbf{p}'; \psi(t) | \dots | \mathbf{p}; \psi(t) \rangle$ for some internal state $|\psi(t)\rangle$. If $\psi(\mathbf{r}, t)$ is the wave function in configuration space (with $\mathbf{r} = \mathbf{q}_e - \mathbf{q}_p$ being the relative separation), then:

$$\langle \mathbf{p}'; \psi(t) | \hat{T}_a^{ij}(0) | \mathbf{p}; \psi(t) \rangle = \int d^3\mathbf{r} e^{\pm i(\frac{\mu\Delta}{m_a}) \cdot \mathbf{r}} \psi^*(\mathbf{r}, t) \left(\frac{m_a P^i P^j}{M^2} \mp i \frac{P^i \overleftrightarrow{\nabla}^j + \overleftrightarrow{\nabla}^i P^j}{2M} - \frac{\overleftrightarrow{\nabla}^i \overleftrightarrow{\nabla}^j}{4m_a} \right) \psi(\mathbf{r}, t), \quad (17)$$

where the two-sided derivative is defined as $f \overleftrightarrow{\nabla} g = f(\nabla g) - (\nabla f)g$. This expression so far applies to general two-body systems, and can be used as a departing point for future work other states and systems. However, I will presently specialize to the hydrogen atom's ground state.

The formula for the hydrogen atom's ground state wave function is well-known:

$$\psi(\mathbf{r}) = \sqrt{\frac{(\alpha\mu)^3}{\pi}} e^{-\alpha\mu|\mathbf{r}|}, \quad (18)$$

where $\alpha = \frac{e^2}{4\pi}$ is the fine structure constant. Since this wave function is real, the second structure appearing in Eq. (17), with a factor $P^i \overleftrightarrow{\nabla}^j + \overleftrightarrow{\nabla}^i P^j$, vanishes. Of the remaining structures, the tensor structure associated with $A(\Delta^2)$ it is that with a factor $P^i P^j / M$. The remaining $\overleftrightarrow{\nabla}^i \overleftrightarrow{\nabla}^j$ term is associated with the remaining form factors $D(\Delta^2)$ and $\bar{c}(\Delta^2)$. To separate them, it is helpful to notice that the tensor structure associated with $D(\Delta^2)$ in Eq. (5) is orthogonal to Δ . Thus, $\bar{c}(\Delta^2)$ can be isolated by contracting this expression with $-\frac{1}{M} \frac{\Delta^i \Delta^j}{\Delta^2}$. The remaining $D(\Delta^2)$ form factor is then obtained by subtracting the $\bar{c}(\Delta^2)$ part off. This produces the following formulas for the form factors:

$$A_a(\Delta^2) = \frac{m_a}{M} \int d^3\mathbf{r} e^{\pm i(\frac{\mu\Delta}{m_a}) \cdot \mathbf{r}} \psi^*(\mathbf{r}, t) \psi(\mathbf{r}, t) \quad (19)$$

$$D_a(\Delta^2) = \frac{M}{2m_a \Delta^2} \int d^3\mathbf{r} e^{\pm i(\frac{\mu\Delta}{m_a}) \cdot \mathbf{r}} \psi^*(\mathbf{r}) \overleftrightarrow{\nabla}^2 \psi(\mathbf{r}) - \frac{6M^2}{\Delta^2} \bar{c}_a(\Delta^2) \quad (20)$$

$$\bar{c}_a(\Delta^2) = \frac{1}{4m_a M \Delta^2} \int d^3\mathbf{r} e^{\pm i(\frac{\mu\Delta}{m_a}) \cdot \mathbf{r}} \psi^*(\mathbf{r}, t) (\Delta \cdot \overleftrightarrow{\nabla})^2 \psi(\mathbf{r}, t). \quad (21)$$

Plugging the wave function (18) into these expressions gives the following results:

$$A_a(\Delta^2) = \frac{m_a}{M} \frac{1}{(1 + \tau_a)^2} \quad (22)$$

$$D_a(\Delta^2) = -\frac{M\mu^2}{2m_a^3 \tau_a} \left\{ \frac{1}{1 + \tau_a} - \frac{3}{\tau_a} \left[1 - \frac{1}{\sqrt{\tau_a}} \text{atan}(\sqrt{\tau_a}) \right] \right\} \quad (23)$$

$$\bar{c}_a(\Delta^2) = -\frac{\alpha^2 \mu^2}{M m_a \tau_a} \left[1 - \frac{1}{\sqrt{\tau_a}} \text{atan}(\sqrt{\tau_a}) \right], \quad (24)$$

where

$$\tau_a = \frac{\Delta^2}{(2\alpha m_a)^2}. \quad (25)$$

It is worth remarking that $D_a(0)$ and $\bar{c}_a(0)$ are both finite:

$$D_a(0) = \frac{\mu^2 M}{5m_a^3} \quad (26)$$

$$\bar{c}_a(0) = -\frac{\alpha^2 \mu^2}{3M m_a}. \quad (27)$$

C. Coulomb field form factors

The contributions of the Coulomb field are found next by sandwiching the operator (12) between momentum kets. The expression in Eq. (12) is gauge-invariant, but for convenience I use the $\mathbf{A} = 0$ gauge, so that the electric field can be written in terms of a scalar potential via $\hat{\mathbf{E}}(\mathbf{x}) = -\nabla \hat{\Phi}(\mathbf{x})$, the latter of which is a sum of point source potentials:

$$\hat{\Phi}(\mathbf{x}) = \sum_{a=e,p} \frac{e_a}{4\pi |\mathbf{x} - \hat{\mathbf{q}}_a|}. \quad (28)$$

To perform momentum-space calculations, it is convenient to write the potential in terms of a Fourier transform. I will use a trick to relate this potential to a Yukawa potential in the zero mass limit, since it has an easy-to-use momentum space expression:

$$\hat{\Phi}(\mathbf{x}) = \lim_{m_\gamma \rightarrow 0} \sum_{a=e,p} \frac{e_a}{4\pi |\mathbf{x} - \hat{\mathbf{q}}_a|} e^{-m_\gamma |\mathbf{x} - \hat{\mathbf{q}}_a|} = \lim_{m_\gamma \rightarrow 0} \sum_{a=e,p} e_a \int \frac{d^3\mathbf{k}}{(2\pi)^3} \frac{e^{i\mathbf{k} \cdot (\mathbf{x} - \hat{\mathbf{q}}_a)}}{\mathbf{k}^2 + m_\gamma^2}. \quad (29)$$

Using this Fourier transform in Eq. (12), and sandwiching between momentum kets, gives:

$$\begin{aligned} \langle \mathbf{p}' | \hat{T}_\gamma^{ij}(0) | \mathbf{p} \rangle = & -\frac{e^2}{2} \lim_{m_\gamma \rightarrow 0} \int d^3\mathbf{r} |\psi(\mathbf{r})|^2 \int \frac{d^3\mathbf{k}}{(2\pi)^3} \frac{2k^i k^j - \frac{1}{2} \Delta^i \Delta^j - \delta^{ij} \mathbf{k}^2 + \frac{1}{4} \delta^{ij} \Delta^2}{\left[(\mathbf{k} + \frac{1}{2} \Delta)^2 + m_\gamma^2 \right]^2 \left[(\mathbf{k} - \frac{1}{2} \Delta)^2 + m_\gamma^2 \right]^2} \left\{ \exp\left(i \frac{\mu}{m_e} \Delta \cdot \mathbf{r} \right) \right. \\ & \left. + \exp\left(-i \frac{\mu}{m_p} \Delta \cdot \mathbf{r} \right) - \exp\left(i \left[\mathbf{k} + \frac{m_p - m_e}{2M} \Delta \right] \cdot \mathbf{r} \right) - \exp\left(-i \left[\mathbf{k} + \frac{m_p - m_e}{2M} \Delta \right] \cdot \mathbf{r} \right) \right\}. \quad (30) \end{aligned}$$

It is safe to take the $m_\gamma \rightarrow 0$ limit. The integral over \mathbf{r} is the same as that going from Eq. (19) to (22), and gives:

$$\langle \mathbf{p}' | \hat{T}_\gamma^{ij}(0) | \mathbf{p} \rangle = -\frac{e^2}{2} \int \frac{d^3\mathbf{k}}{(2\pi)^3} \frac{2k^i k^j - \frac{1}{2} \Delta^i \Delta^j - \delta^{ij} \mathbf{k}^2 + \frac{1}{4} \delta^{ij} \Delta^2}{(\mathbf{k} + \frac{1}{2} \Delta)^2 (\mathbf{k} - \frac{1}{2} \Delta)^2} \left\{ \frac{1}{(1 + \tau_e)^2} + \frac{1}{(1 + \tau_p)^2} - \frac{2(2\alpha\mu)^4}{\left((2\alpha\mu)^2 + \left[\mathbf{k} + \frac{m_p - m_e}{2M} \Delta \right]^2 \right)^2} \right\}. \quad (31)$$

The remaining \mathbf{k} integrals can be evaluated using standard Feynman parametrization techniques. The resulting form factors are:

$$A_\gamma(\Delta^2) = 0 \quad (32)$$

$$D_\gamma(\Delta^2) = \frac{\alpha\pi M}{4|\Delta|} \left[\frac{1}{(1 + \tau_e)^2} + \frac{1}{(1 + \tau_p)^2} \right] + \frac{4\alpha^3 \mu^2 M}{|\Delta|^3} \frac{1}{\nu^2} \left[1 - \frac{\text{atan}(\nu)}{\nu} \right] - \frac{6M^2}{\Delta^2} \bar{c}_\gamma(\Delta^2) \quad (33)$$

$$\bar{c}_\gamma(\Delta^2) = \frac{\alpha^2 \mu^2}{M} \sum_{a=e,p} \frac{1}{m_a \tau_a} \left[1 - \frac{1}{\sqrt{\tau_a}} \text{atan}(\sqrt{\tau_a}) \right], \quad (34)$$

where

$$\nu = \frac{1 - \sqrt{\tau_e \tau_p}}{\sqrt{\tau_e} + \sqrt{\tau_p}} \quad (35)$$

and where τ_a is defined in Eq. (25). As with the particle case, both $D_\gamma(0)$ and $\bar{c}_\gamma(0)$ are finite:

$$D_\gamma(0) = \frac{4}{5} \left(\frac{M}{\mu} - \frac{1}{2} \right) \quad (36)$$

$$\bar{c}_\gamma(0) = \frac{\alpha^2 \mu}{3M}. \quad (37)$$

D. Discussion and numerical results

Let us briefly examine the results so far before moving on. There are two sum rules that must be satisfied. The first is usually called the momentum sum rule:

$$A_e(0) + A_p(0) + A_\gamma(0) = 1, \quad (38)$$

which—examining Eqs. (22) and (32)—is satisfied. Additionally, local momentum conservation imposes the following sum rule:

$$\bar{c}_e(\Delta^2) + \bar{c}_p(\Delta^2) + \bar{c}_\gamma(\Delta^2) = 0, \quad (39)$$

which—examining Eqs. (24) and (34)—is also satisfied. This is somewhat remarkable: although the calculation is non-relativistic, momentum is apparently locally rather than instantaneously transferred between the particles.

Next, let us compare to existing works. Ji and Liu [42] previously gave results for the form factor $C(\Delta^2) = \frac{m_e}{4M} D(\Delta^2)$. The bulk of their paper involves higher-order radiative corrections to this form factor, but leading order results are given in Sec. II.C. Ji and Liu in effect use an infinite proton mass (they assume the proton to be stationary at the origin), so my results should reproduce theirs in that limit. Taking $m_p \rightarrow \infty$ in Eqs. (23) and (33) gives:

$$\begin{aligned} C_e(\Delta^2) &\xrightarrow{m_p \rightarrow \infty} \frac{1}{8} \left\{ -\frac{1}{\tau_e} \frac{1}{1 + \tau_e} + \frac{3}{\tau_e^2} \left[1 - \frac{1}{\sqrt{\tau_e}} \text{atan}(\sqrt{\tau_e}) \right] \right\} \\ C_p(\Delta^2) &\xrightarrow{m_p \rightarrow \infty} 0 \\ C_\gamma(\Delta^2) &\xrightarrow{m_p \rightarrow \infty} \frac{1}{8} \left\{ \frac{1}{\tau_e} + \frac{1}{\sqrt{\tau_e}} \text{atan}(\sqrt{\tau_e}) - \frac{\pi\sqrt{\tau_e}(\tau_e + 2)}{4(1 + \tau_e)^2} - \frac{3}{\tau_e^2} \left[1 - \frac{1}{\sqrt{\tau_e}} \text{atan}(\sqrt{\tau_e}) \right] \right\} \\ C(\Delta^2) = \sum_{a=e,p,\gamma} C_a(\Delta^2) &\xrightarrow{m_p \rightarrow \infty} \frac{1}{8} \left\{ \frac{1}{1 + \tau_e} + \frac{1}{\sqrt{\tau_e}} \text{atan}(\sqrt{\tau_e}) - \frac{\pi\sqrt{\tau_e}(\tau_e + 2)}{4(1 + \tau_e)^2} \right\}, \quad (40) \end{aligned}$$

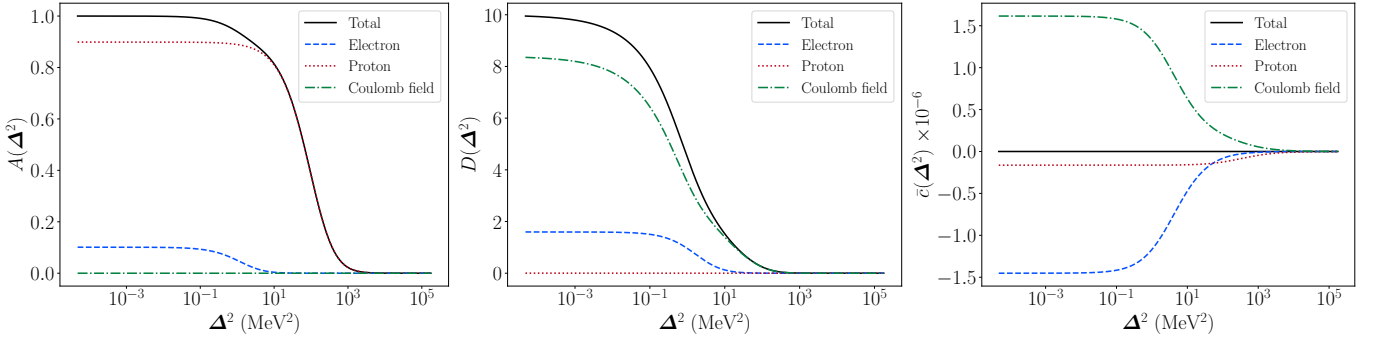


FIG. 1. Plots of the gravitational form factors of the hydrogen atom in its ground state, using the muon mass in place of the electron mass.

which agrees with Ji and Liu's results, if their Eqs. (56), (57) and (59) are summed.

Unlike $D(\Delta^2)$, Ji and Liu did not give results for $A(\Delta^2)$ nor $\bar{c}(\Delta^2)$. The calculation of these form factors for the hydrogen ground state is new to this work.

A significant finding of Ji and Liu is that $C(0) = \frac{1}{4} > 0$. I reproduce their finding, with:

$$D(0) = \sum_{a=e,p,\gamma} D_a(0) = \frac{M}{\mu} - 1. \quad (41)$$

The smallest value $D(0)$ can take is 3 in the mass-balanced case. For highly mass-imbalanced cases, it grows significantly; $D(0) \approx 1837$ if the physical proton and electron masses are used.

It has often been speculated (see Refs. [1, 4, 6] for instance) that $D(0) < 0$ is a necessary mechanical stability criterion for composite systems. Since the hydrogen atom's ground state is stable, I agree with Ji and Liu that this counterexample refutes the negativity conjecture, and that the sign of $D(0)$ must have nothing to do with mechanical stability.

Lastly, for illustrative purposes, let us examine plots of numerical results for the form factors. The gravitational form factors are shown in Fig. 1. The hydrogen atom is an extremely mass-imbalanced system, and to make the plots more instructive, I use the muon mass $m_\mu \approx 105.66$ MeV in place of the physical electron mass. The proton dominates the form factor $A(\Delta^2)$ because it contains most of the atom's mass—even with the electron replaced by a muon. By contrast, the proton makes comparatively small contributions to $D(\Delta^2)$ and $\bar{c}(\Delta^2)$, owing to the factors m_p^{-3} and m_p^{-1} , respectively. The Coulomb field makes the dominant contribution to $D(\Delta^2)$.

III. FOURIER TRANSFORMS OF FORM FACTORS

Part of the motivation for studying gravitational form factors is that they can be associated with spatial distributions. In particular, given a physical state $|\Psi(t)\rangle$ for the atom's barycenter, the expectation value of the stress tensor can be written:

$$\langle \Psi(t) | \hat{T}_a^{ij}(\mathbf{x}) | \Psi(t) \rangle = \int \frac{d^3\mathbf{p}}{(2\pi)^3} \int \frac{d^3\mathbf{p}'}{(2\pi)^3} \tilde{\Psi}^*(\mathbf{p}', t) \tilde{\Psi}(\mathbf{p}, t) \langle \mathbf{p}' | \hat{T}_a^{ij}(0) | \mathbf{p} \rangle e^{-i\Delta \cdot \mathbf{x}}, \quad (42)$$

where $\tilde{\Psi}(\mathbf{p}, t)$ is the barycentric wave packet in momentum space. Substituting in Eq. (5), and Fourier transforming the barycentric wave functions to configuration space gives:

$$\langle \Psi(t) | \hat{T}_a^{ij}(\mathbf{x}) | \Psi(t) \rangle = \int d^3\mathbf{R} \left\{ \left(-\Psi^*(\mathbf{R}, t) \frac{\overleftrightarrow{\nabla}^i \overleftrightarrow{\nabla}^j}{4M} \Psi(\mathbf{R}, t) \right) \mathfrak{A}_a(\mathbf{x} - \mathbf{R}) + \mathfrak{t}_a^{ij}(\mathbf{x} - \mathbf{R}) \Psi^*(\mathbf{R}, t) \Psi(\mathbf{R}, t) \right\}, \quad (43)$$

where I have defined the auxiliary quantities:

$$\mathfrak{A}_a(\mathbf{b}) = \int \frac{d^3\Delta}{(2\pi)^3} A_a(\Delta^2) e^{-i\Delta \cdot \mathbf{b}} \quad (44)$$

$$\mathfrak{t}_a^{ij}(\mathbf{b}) = \int \frac{d^3\Delta}{(2\pi)^3} \left\{ \frac{\Delta^i \Delta^j - \Delta^2 \delta^{ij}}{4M} D_a(\Delta^2) - M \delta^{ij} \bar{c}_a(\Delta^2) \right\} e^{-i\Delta \cdot \mathbf{b}}. \quad (45)$$

Here, $\mathbf{b} = \mathbf{x} - \mathbf{R}$ is a sort of impact parameter: it's the displacement from the system's barycenter to the source point \mathbf{x} . An additional quantity of interest is the Fourier transform of $\bar{c}_a(\Delta^2)$ by itself:

$$\bar{c}_a(\Delta^2) = \int \frac{d^3\Delta}{(2\pi)^2} \bar{c}_a(\Delta^2) e^{-i\Delta \cdot \mathbf{b}}. \quad (46)$$

The quantity $\mathfrak{t}_a^{ij}(\mathbf{b})$ is often interpreted as a sort of intrinsic stress tensor, and the piece involving $\mathfrak{A}_a(\mathbf{b})$ has been interpreted as pressure exerted by dispersion of the barycentric wave packet. (See Refs. [6, 13, 32, 34] for instance.) I will give a more complete appraisal of this interpretation in Sec. IV, but this breakdown can be justified by examining very diffuse wave packets with a mean momentum \mathbf{p}_0 , for which the $\mathfrak{A}_a(\mathbf{b})$ piece looks like a dynamic pressure arising from motion of a medium [52].

It is often helpful to break $\mathfrak{t}_a^{ij}(\mathbf{b})$ down into an isotropic piece and an anisotropic piece:

$$\mathfrak{t}_a^{ij}(\mathbf{b}) = \delta^{ij} \mathfrak{p}_a^{(\text{iso})}(\mathbf{b}) + \left(\hat{b}^i \hat{b}^j - \frac{\delta^{ij}}{3} \right) \mathfrak{p}_a^{(\text{ani})}(\mathbf{b}). \quad (47)$$

Polyakov and Schweitzer [1]—as well as many other authors—refer to the isotropic piece as the “pressure” and the anisotropic piece as the “shear.” The quantities can be written as one-dimensional integrals:

$$\begin{aligned} \mathfrak{p}_a^{(\text{iso})}(\mathbf{b}) &= -\frac{1}{2\pi^2} \int_0^\infty d\Delta \frac{\Delta^4}{6M} D_a(\Delta^2) j_0(\Delta b) - M \bar{c}_a(\mathbf{b}) \\ \mathfrak{p}_a^{(\text{ani})}(\mathbf{b}) &= -\frac{1}{2\pi^2} \int_0^\infty d\Delta \frac{\Delta^4}{4M} D_a(\Delta^2) j_2(\Delta b), \end{aligned} \quad (48)$$

where $j_n(x)$ are the spherical Bessel functions. Eq. (48) provides a practical pathway to numerically calculate $\mathfrak{t}_a^{ij}(\mathbf{b})$ when deriving an analytic expression is difficult or impossible.

A. Particle contributions

For particles ($a \in \{e, p\}$), it is straightforward to obtain formulas for $\mathfrak{A}_a(\mathbf{b})$ and $\mathfrak{t}_a^{ij}(\mathbf{b})$; the Fourier transforms of the relevant parts of Eq. (17) simply produce delta functions upon integrating Δ . These set $\mathbf{b} = \frac{\mu}{m_a} \mathbf{r}$; the displacement of particle a scales inversely with respect to its mass at a fixed separation \mathbf{r} . The resulting formulas are:

$$\mathfrak{A}_a(\mathbf{b}) = \frac{m_a}{M} \left(\frac{m_a}{\mu} \right)^3 \psi^* \left(\frac{m_a b}{\mu} \right) \psi \left(\frac{m_a b}{\mu} \right) \quad (49)$$

$$\mathfrak{t}_a^{ij}(\mathbf{b}) = -\frac{1}{4\mu} \psi^* \left(\frac{m_a b}{\mu} \right) \overleftrightarrow{\nabla}^i \overleftrightarrow{\nabla}^j \psi \left(\frac{m_a b}{\mu} \right), \quad (50)$$

where the gradient is with respect to \mathbf{b} . Using the explicit formula (18) for the ground state wave function gives:

$$\mathfrak{A}_a(\mathbf{b}) = \frac{m_a (\alpha m_a)^3}{M \pi} e^{-2\alpha m_a b} \quad (51)$$

$$\mathfrak{t}_a^{ij}(\mathbf{b}) = \frac{(\alpha \mu)^3}{\pi} \frac{\alpha m_a}{2\mu} \frac{e^{-2\alpha m_a b}}{b} (\delta^{ij} - \hat{b}^i \hat{b}^j). \quad (52)$$

Obtaining $\bar{c}_a(\mathbf{b})$ requires working out the Fourier transform of Eq. (24). The result is:

$$\bar{c}_a(\mathbf{b}) = \frac{-(\alpha m_a)^3}{\pi} \frac{\alpha \mu^2}{m_a^2 M b} E_2(2\alpha m_a b), \quad (53)$$

where $E_n(z) \equiv \int_1^\infty dt t^{-n} e^{-zt}$ is the generalized exponential integral function [53].

Numerical results for $\mathfrak{A}_a(\mathbf{b})$ and $\bar{c}_a(\mathbf{b})$ are shown in Fig. 2. Since $A_\gamma(\Delta^2) = 0$ and $\bar{c}_\gamma(\Delta^2) = -\bar{c}_e(\Delta^2) - \bar{c}_p(\Delta^2)$, the Coulomb field contributions to the Fourier transforms of these form factors are trivial, and are included in the plots for completeness. The quantity $\mathfrak{A}_a(\mathbf{b})$ can be interpreted as a mass fraction density, since—via Eq. (49)—it is simply the probability density in terms of the physical impact parameter weighted by the mass fraction. The left panel of Fig. 2 then has a straightforward interpretation: the majority of the mass is carried by the proton, which is typically located close to the barycenter of the atom, while the muon carries much less mass and is spread more diffusely around the barycenter.

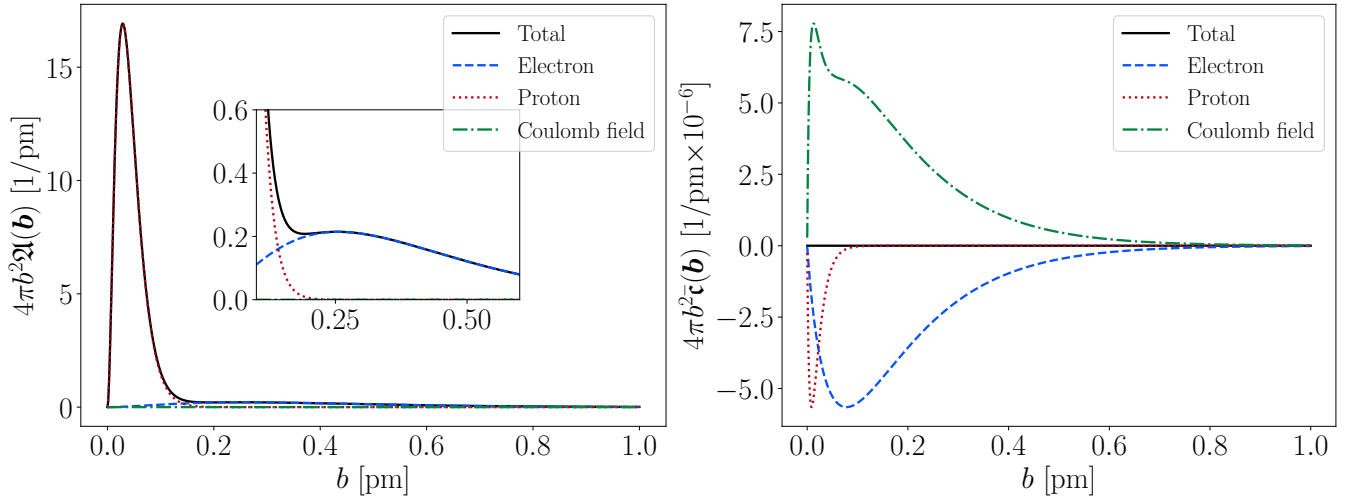


FIG. 2. Fourier transforms of the form factors $A_a(\Delta^2)$ (left panel) and $\bar{c}_a(\Delta^2)$ (right panel). Contributions from the electron, proton and Coulomb field are present. The muon mass is used instead of the electron mass to make the mass imbalance less extreme. The plot of $\mathcal{A}_A(\mathbf{b})$ contains an inlay to more easily see the diffuse muon cloud.

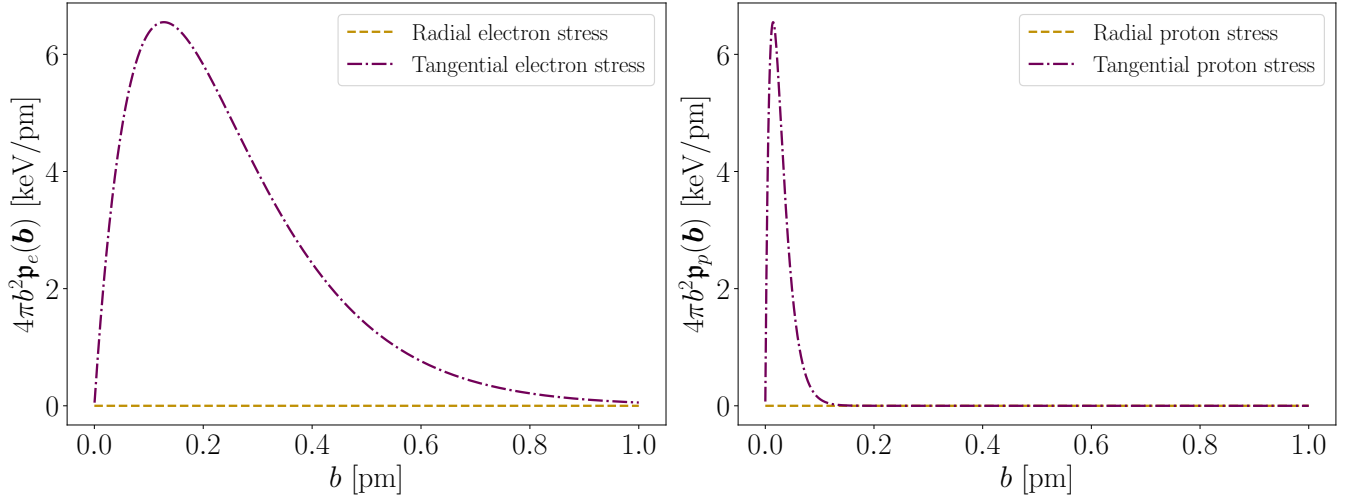


FIG. 3. Radial and tangential components of $t_a^{ij}(\mathbf{b})$, for the electron (left panel) and the proton (right panel). The muon mass is used instead of the electron mass to make the mass imbalance less extreme.

Numerical results for $t_{e,p}^{ij}(\mathbf{b})$ can be presented by projecting out components thereof. As discussed by Polyakov and Schweitzer [1], since $t_{e,p}^{ij}(\mathbf{b})$ is a 3×3 real symmetric matrix, it can be diagonalized. At any impact parameter \mathbf{b} , the eigenvalues are given by

$$\begin{aligned} \mathbf{p}_a^{(r)}(\mathbf{b}) &\equiv \hat{b}_i \hat{b}_j t_{e,p}^{ij}(\mathbf{b}) \\ \mathbf{p}_a^{(t)}(\mathbf{b}) &\equiv \hat{\theta}_i \hat{\theta}_j t_{e,p}^{ij}(\mathbf{b}) = \hat{\phi}_i \hat{\phi}_j t_{e,p}^{ij}(\mathbf{b}), \end{aligned} \quad (54)$$

which Polyakov and Schweitzer call the radial (or normal) pressure and the tangential pressure. I plot results for the electron and proton contributions to these quantities in Fig. 3, using the muon mass in place of the electron mass. It is remarkable that the radial pressure is identically zero; I discuss the implications of this later in Sec. III C. The tangential pressure is strictly positive, and more tightly concentrated near the origin for the proton than for the electron.

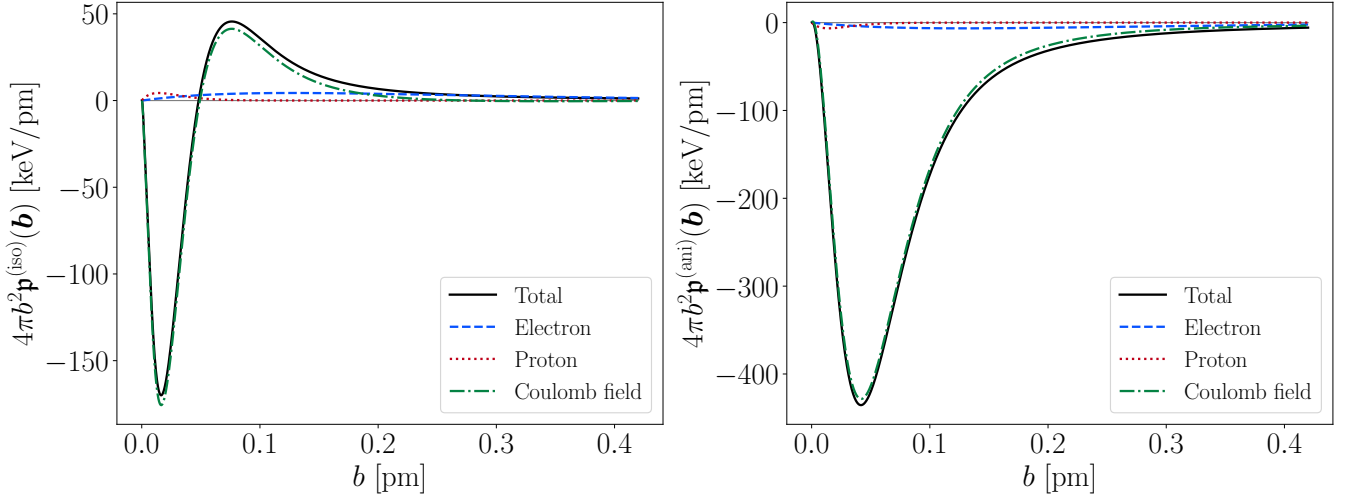


FIG. 4. Isotropic (left panel) and anisotropic (right panel) pieces of the intrinsic stress tensor $t_a^{ij}(\mathbf{b})$, using the muon mass instead of the electron mass to make the mass imbalance less extreme. The electron (muon), proton and Coulomb field contributions are all included.

B. Coulomb field contributions

The Fourier transforms $\mathfrak{A}_\gamma(\mathbf{b})$ and $\bar{c}_\gamma(\mathbf{b})$ are trivial:

$$\begin{aligned}\mathfrak{A}_\gamma(\mathbf{b}) &= 0 \\ \bar{c}_\gamma(\mathbf{b}) &= - \sum_{a=e,p} \bar{c}_a(\mathbf{b}).\end{aligned}$$

On the other hand, $t_a^{ij}(\mathbf{b})$ is more complicated, and I have opted to evaluate it numerically instead of analytically. To this end, Eq. (48) can be used to obtain the isotropic and anisotropic parts of $t_a^{ij}(\mathbf{b})$. Numerical results are shown in Fig. 4, along with the electron and proton contributions to the same quantities. The Coulomb field contribution to the stress dominates over the particles.

C. Discussion

So far, I have deferred interpretation of the Fourier transforms of the gravitational form factors. However, a peculiarity of the particle contributions to the intrinsic stress tensor $t_a^{ij}(\mathbf{b})$ warrants attention. The result, in Eq. (52) and Fig. 3, is entirely tangential. Any surface with a radial normal vector $\hat{n} = \hat{b}$ has no momentum flux flowing through it. This means that the electron and the proton carry and experience no radial momentum flux—neither by particle motion nor by local stresses.

On the other hand, a surface with a tangential normal vector $\hat{n} = \cos(\eta)\hat{\theta} + \sin(\eta)\hat{\phi}$ has positive momentum flux flowing through it. In general, this would be compatible with either particle motion or with local stresses. However, particle motion cannot be responsible for this momentum flux, since that would imply circular motion, and the state in question is an $\hat{L}^2 = 0$ eigenstate. The quantity $t_{e,p}^{ij}(\mathbf{b})$ —if it has any meaning at all—must therefore be provide local static forces experienced by the electron and proton.

Another peculiar implication of these results merits emphasis: since the radial momentum flux is identically zero, and—being a $\hat{L}^2 = 0$ eigenstate—there is no tangential motion, the electron and proton are stationary relative to the atom's barycenter. As strange as this implication sounds, it is actually a well-known result in the pilot wave interpretation of quantum mechanics [44]. It therefore seems appropriate to further investigate how the stress tensor can be understood in the pilot wave interpretation.

IV. PILOT WAVE INTERPRETATION OF THE QUANTUM STRESS TENSOR

The pilot wave interpretation is a formulation of quantum mechanics in which particles have sharply-defined positions and are guided in their motion by the wave function. It was first discovered by de Broglie in 1927 [43], and rediscovered by Bohm in

1952 [44, 45]; it is thus sometimes called de Broglie-Bohm theory or Bohmian mechanics². Excellent expositions of the subject can be found in Refs. [48, 54]. Since the pilot wave interpretation may be unfamiliar to many readers, I will present the basic formulation before applying it to the matter of the stress tensor.

In the pilot wave interpretation, a complete description of a non-relativistic quantum mechanical system consists of both a wave function and a trajectory. The wave function $\Psi(\mathbf{q}, t)$ is, as usual, a function of both the system's configuration \mathbf{q} and time, while the trajectory $\mathbf{q}(t)$ is a function from time to configuration space³. The pilot wave interpretation is in effect a “hidden variable” formulation of quantum mechanics, with the exact trajectories as the hidden variables.

The wave function obeys the usual quantum mechanical wave equation, which for N spin-zero particles is the Schrödinger equation⁴:

$$i\hbar \frac{\partial \Psi(\mathbf{q}, t)}{\partial t} = - \sum_{n=1}^N \frac{\hbar^2}{2m_n} \nabla_n^2 \Psi(\mathbf{q}, t) + V(\mathbf{q}, t) \Psi(\mathbf{q}, t). \quad (55)$$

The trajectory obeys a velocity law, which depends on the wave function:

$$\frac{d\mathbf{q}(t)}{dt} = f(\Psi(\mathbf{q}, t)). \quad (56)$$

Thus, given an initial condition $\mathbf{q}(t_0) = \mathbf{q}_0$ and the wave function $\Psi(\mathbf{q}, t)$, the trajectory is fully determined. Our inability to predict the configuration of a system—and thus the outcome of a measurement—is merely due to our ignorance of its initial conditions, to which we must assign a probability distribution.

The exact form of the velocity law is derived from a polar decomposition of the wave function [44, 45]:

$$\Psi(\mathbf{q}, t) = \mathcal{R}(\mathbf{q}, t) e^{i\mathcal{S}(\mathbf{q}, t)/\hbar}. \quad (57)$$

Plugging this into the Schrödinger equation (55) gives two coupled equations for the real-valued functions \mathcal{R} and \mathcal{S} . The first:

$$\frac{d\mathcal{S}(\mathbf{q}, t)}{dt} + \sum_{n=1}^N \frac{(\nabla_n \mathcal{S}(\mathbf{q}, t))^2}{2m_n} + V(\mathbf{q}, t) - \sum_{n=1}^N \frac{\hbar^2}{2m_n} \frac{\nabla_n^2 \mathcal{R}(\mathbf{q}, t)}{\mathcal{R}(\mathbf{q}, t)} = 0, \quad (58)$$

takes the form of the Hamilton-Jacobi equation, with \mathcal{S} playing the role of Hamilton's principal function. Taking this form at face value suggests the system experiences an effective potential $V(\mathbf{q}, t) + Q(\mathbf{q}, t)$, where

$$Q(\mathbf{q}, t) = - \sum_{n=1}^N \frac{\hbar^2}{2m_n} \frac{\nabla_n^2 \mathcal{R}(\mathbf{q}, t)}{\mathcal{R}(\mathbf{q}, t)} \quad (59)$$

is called the quantum potential [44, 45]. It also suggests the particles making up the system have momenta:

$$\mathbf{p}_n^B(\mathbf{q}, t) = \nabla_n \mathcal{S}(\mathbf{q}, t) \quad (60)$$

when the system is in the configuration \mathbf{q} , where I have followed Flack and Hiley [55] in labeling this as the “Bohm momentum,” to contrast it with the canonical momentum. Taking $\mathbf{p}_n^B(\mathbf{q}, t) = m_n \dot{\mathbf{q}}_n(t)$ provides the desired velocity law:

$$\frac{d\mathbf{q}_n(t)}{dt} = \frac{\nabla_n \mathcal{S}(\mathbf{q}, t)}{m_n}. \quad (61)$$

In general, this law is extremely non-local: the velocity of the n th particle depends not only on its position, but the configuration of the system as a whole—including the positions of all other particles. This non-locality is a necessity; Bell proved that any hidden variable formulation of quantum mechanics must have these kinds of non-locality to reproduce the statistical predictions of quantum mechanics [47, 56].

The second equation takes the form of a continuity equation:

$$\frac{d\mathcal{R}^2(\mathbf{q}, t)}{dt} + \sum_{n=1}^N \nabla_n \cdot \left[\frac{\nabla_n \mathcal{S}(\mathbf{q}, t)}{m_n} \mathcal{R}^2(\mathbf{q}, t) \right] = 0. \quad (62)$$

² Bohm's own preferred moniker was the ontological interpretation [48].

³ For a system of N spin-zero particles the configuration $\mathbf{q} = (\mathbf{q}_1, \mathbf{q}_2, \dots, \mathbf{q}_N)$ is simply a list of the particles' positions, and the configuration space is \mathbb{R}^{3N} .

⁴ In contrast to the rest of the paper, I am keeping $\hbar \neq 1$ in this section.

Given the velocity law (61), this can be rewritten:

$$\frac{d\mathcal{R}^2(\mathbf{q}, t)}{dt} + \nabla \cdot [\dot{\mathbf{q}}(t)\mathcal{R}^2(\mathbf{q}, t)] = 0. \quad (63)$$

This tells us that if we use Born's rule ($\mathcal{P}(\mathbf{q}, t) = \mathcal{R}^2(\mathbf{q}, t) = |\Psi(\mathbf{q}, t)|^2$) to assign a probability distribution over configuration space at any time, Born's rule provides the correct probability distribution at all other times.

In effect, the pilot wave interpretation supplements vanilla quantum mechanics with exact particle positions and trajectories. The primary appeal of this interpretation in the big picture is that it provides a clear answer to the measurement problem, as most poignantly expressed by J.S. Bell [47, 57, 58]. The small-picture motivation relevant to this work, however, is that the pilot wave interpretation allows questions about the electron's and proton's positions and velocities, and the forces acting on them, to be clearly asked and answered. It thus becomes possible to address the matter of whether the stress tensor quantifies particle motion or local static forces.

A. Stress tensor for a free particle

For a single free particle, the expectation value of the stress tensor is:

$$\langle \Psi(t) | \hat{T}^{ij}(\mathbf{x}) | \Psi(t) \rangle = -\frac{\hbar^2}{4m} \Psi^*(\mathbf{x}, t) \overleftrightarrow{\nabla}^i \overleftrightarrow{\nabla}^j \Psi(\mathbf{x}, t). \quad (64)$$

In terms of the polar decomposition (57), this can be rewritten:

$$\langle \Psi(t) | \hat{T}^{ij}(\mathbf{x}) | \Psi(t) \rangle = \mathcal{R}^2 \left\{ \frac{(\nabla^i \mathcal{S})(\nabla^j \mathcal{S})}{m} + \frac{\hbar^2}{2m\mathcal{R}^2} \left((\nabla^i \mathcal{R})(\nabla^j \mathcal{R}) - \mathcal{R}(\nabla^i \nabla^j \mathcal{R}) \right) \right\}, \quad (65)$$

where I have suppressed the (\mathbf{x}, t) dependence of \mathcal{R} and \mathcal{S} to make the formula more compact. Given the velocity law (61), this can again be rewritten:

$$\langle \Psi(t) | \hat{T}^{ij}(\mathbf{x}) | \Psi(t) \rangle = \mathcal{R}^2 \left\{ \frac{p_B^i p_B^j}{m} + \frac{\hbar^2}{2m\mathcal{R}^2} \left((\nabla^i \mathcal{R})(\nabla^j \mathcal{R}) - \mathcal{R}(\nabla^i \nabla^j \mathcal{R}) \right) \right\}. \quad (66)$$

The stress tensor of the free particle is a sum of the classical stress tensor (weighted by the probability \mathcal{R}^2 , since this is an expectation value) and a quantum stress tensor:

$$T_Q^{ij}(\mathbf{x}, t) = \frac{\hbar^2}{2m} \left((\nabla^i \mathcal{R})(\nabla^j \mathcal{R}) - \mathcal{R}(\nabla^i \nabla^j \mathcal{R}) \right). \quad (67)$$

The quantum stress tensor is intimately connected to Bohm's quantum potential (59), and in effect quantifies the spatial density of the forces contributing to the quantum potential. Taking minus its divergence gives:

$$-\nabla_i T_Q^{ij}(\mathbf{x}, t) = \mathcal{R}^2 \frac{\hbar^2}{2m} \nabla^j \frac{\nabla^2 \mathcal{R}}{\mathcal{R}} = -\mathcal{R}^2 \nabla^j Q(\mathbf{x}, t), \quad (68)$$

which is exactly the force associated with the quantum potential (again weighted by the probability density). In accordance with the continuity equation (3), the divergence $-\nabla_i T_Q^{ij}(\mathbf{x}, t)$ constitutes part of the momentum flux density, and its relation to the quantum potential tells us that it arises from local forces. These forces can be thought of as forces exerted on the particle by the wave function. Since the particle is inseparable from the wave function—the two forming a holistic whole [48], with the behavior of the former determined fully by the latter—these are in effect internal rather than external forces.

B. Two-body systems and barycentric coordinates

As usual, it is convenient to factorize the wave function for two-body bound systems into barycentric and internal wave functions, $\Psi(\mathbf{R}, t)$ and $\psi(\mathbf{r}, t)$ respectively. Because they factorize, the polar decomposition (57) can be done separately for each:

$$\begin{aligned} \Psi(\mathbf{R}, t) &= \mathcal{R}(\mathbf{R}, t) e^{i\mathcal{S}(\mathbf{R}, t)/\hbar} \\ \psi(\mathbf{r}, t) &= \mathcal{R}(\mathbf{r}, t) e^{i\mathcal{S}(\mathbf{r}, t)/\hbar}, \end{aligned} \quad (69)$$

where I have used script symbols for the barycentric wave packet and calligraphic symbols for the internal wave function. Now, if the polar decomposition of the barycentric wave packet is applied to the stress tensor breakdown (43), then:

$$\begin{aligned} \langle \Psi(t) | \hat{T}_a^{ij}(\mathbf{x}) | \Psi(t) \rangle = \int d^3 \mathbf{R} \mathcal{R}^2(\mathbf{R}, t) \left\{ \frac{p_B^i(\mathbf{R}, t) p_B^j(\mathbf{R}, t)}{M} \mathfrak{A}_a(\mathbf{x} - \mathbf{R}) + t_a^{ij}(\mathbf{x} - \mathbf{R}) \right. \\ \left. + \frac{\hbar^2}{2M \mathcal{R}^2(\mathbf{R}, t)} \left[(\nabla^i \mathcal{R}(\mathbf{R}, t)) (\nabla^j \mathcal{R}(\mathbf{R}, t)) - \mathcal{R}(\mathbf{R}, t) (\nabla^i \nabla^j \mathcal{R}(\mathbf{R}, t)) \right] \mathfrak{A}_a(\mathbf{x} - \mathbf{R}) \right\}. \quad (70) \end{aligned}$$

Several authors [6, 13, 32, 34] have previously claimed that the part of the stress tensor containing $\mathfrak{A}_a(\mathbf{b})$ encodes stresses from barycentric motion and wave packet dispersion, and Eq. (70) validates these claims. The $\mathfrak{A}_a(\mathbf{b})$ term here is cleanly broken into two pieces. The first piece involves the Bohm momentum p_B , and gives the classical expression for momentum flux density of a moving particle. The second piece—on the second line of Eq. (70)—contains the quantum stress tensor and describes forces exerted by the *barycentric* wave packet on the constituent a . Since these forces are exerted by the barycentric wave packet, they are separate from internal forces, and the standard procedure of excluding $A_a(\Delta^2)$ from intrinsic stress densities is fully justified.

The intrinsic stress tensor can also be broken down using polar decomposition. For the particle contributions, plugging the polar decomposition into Eq. (50) (with appropriate factors of \hbar restored) gives:

$$\begin{aligned} t_a^{ij}(\mathbf{b}) = \left(\frac{m_a}{\mu} \right)^2 \mathcal{R}^2(\mathbf{r}, t) \left\{ \frac{k_B^i(\mathbf{r}, t) k_B^j(\mathbf{r}, t)}{\mu} \right. \\ \left. + \frac{\hbar^2}{2\mu \mathcal{R}^2(\mathbf{r}, t)} \left[(\nabla^i \mathcal{R}(\mathbf{r}, t)) (\nabla^j \mathcal{R}(\mathbf{r}, t)) - \mathcal{R}(\mathbf{r}, t) (\nabla^i \nabla^j \mathcal{R}(\mathbf{r}, t)) \right] \right\} \Bigg|_{\mathbf{r}=m_a \mathbf{b}/\mu}, \quad (71) \end{aligned}$$

where $\mathbf{k}_B(\mathbf{r}, t) = \nabla \mathcal{S}(\mathbf{r}, t)$ is the relative Bohm momentum, and the gradients are all with respect to \mathbf{r} rather than \mathbf{b} (with the chain rule having been applied as appropriate). Just as in the free case, this breaks down into a classical expression involving particle motion and a new quantum stress tensor:

$$q_a^{ij}(\mathbf{b}) \equiv \left(\frac{m_a}{\mu} \right)^2 \frac{\hbar^2}{2\mu} \left[(\nabla^i \mathcal{R}(\mathbf{r}, t)) (\nabla^j \mathcal{R}(\mathbf{r}, t)) - \mathcal{R}(\mathbf{r}, t) (\nabla^i \nabla^j \mathcal{R}(\mathbf{r}, t)) \right], \quad (72)$$

and just as in the free case, the quantum stress tensor can be related to the quantum potential:

$$-\nabla_i q_a^{ij}(\mathbf{b}) = \left(\frac{m_a}{\mu} \right)^3 \mathcal{R}^2 \frac{\hbar^2}{2m} \nabla^j \frac{\nabla^2 \mathcal{R}}{\mathcal{R}} = - \left(\frac{m_a}{\mu} \right)^3 \mathcal{R}^2 \nabla^j Q_{\text{rel}}(\mathbf{r}, t). \quad (73)$$

Thus, in general, the intrinsic stress tensor $t_a^{ij}(\mathbf{b})$ contains contributions from both particle motion and from local stresses, the latter quantifying forces exerted by the internal wave function $\psi(\mathbf{r}, t)$ on the particle.

In the special case of two-body systems in $m_l = 0$ states—including even $l \neq 0$ states—the phase of $\psi(\mathbf{r}, t)$ is independent of position, since the position dependence of the phase comes entirely from $e^{im_l \phi}$. Thus, $\mathbf{k}_B = 0$ for these states, and the intrinsic stress tensor can be entirely attributed to forces exerted by the wave function on the particle. This is the case for the hydrogen atom's ground state.

C. \bar{c} and Cauchy's first law of motion

For continuum systems, Cauchy's first law of motion [17, 19] (sometimes called Cauchy's equation of motion [18–20, 59]) says:

$$\frac{d}{dt} [T^{0j}(\mathbf{x}, t)] + \nabla_i T^{ij}(\mathbf{x}, t) = \mathcal{P}(\mathbf{x}, t) F_{\text{ext}}^j(\mathbf{x}, t), \quad (74)$$

where $T^{0j}(\mathbf{b}, t)$ is the momentum density, $\mathcal{P}(\mathbf{b}, t)$ is the number density (the probability density in this case), and F_{ext}^j is any external force (sometimes called a body force [17, 19, 20, 59]). It is in essence a continuum version of Newton's second law of motion. This law can also be thought of as a generalization of the continuity equation (1) for open systems.

Let us apply Cauchy's first law to the internal stress tensor (71) experienced by the particles, specifically for stationary states. The momentum density for stationary states is constant in time, so:

$$\nabla_i t_a^{ij}(\mathbf{b}) = \left(\frac{m_a}{\mu} \right)^3 \mathcal{R}^2(\mathbf{r}, t) F_{\text{ext}}^j(\mathbf{r}, t) \Bigg|_{\mathbf{r}=m_a \mathbf{b}/\mu}, \quad (75)$$

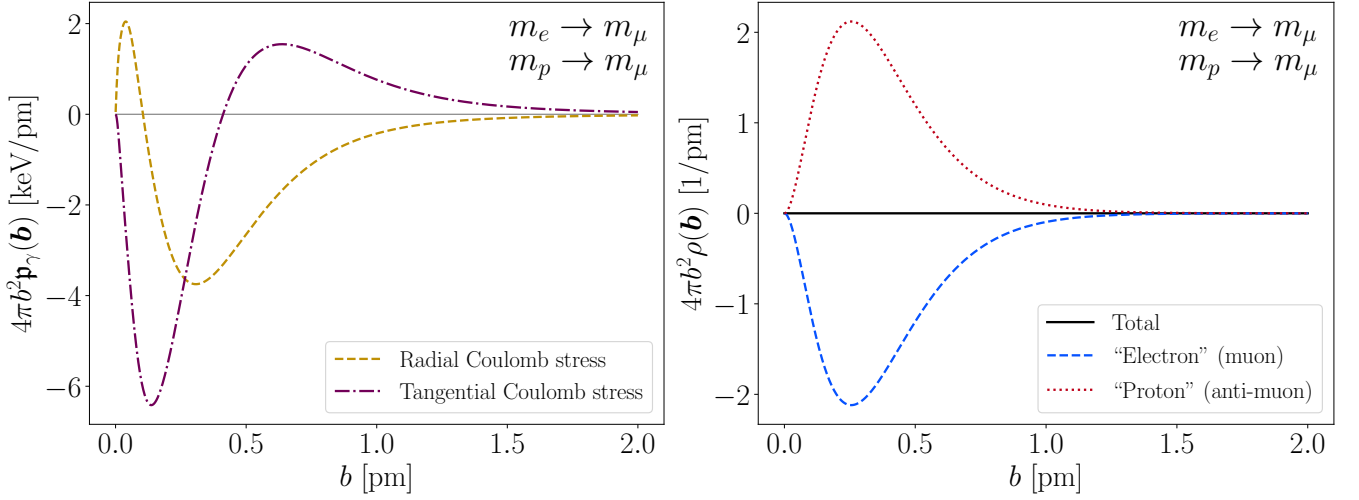


FIG. 5. Plots of the radial and tangential components of the Coulomb stress tensor (left panel) and the charge density (right panel) in a mass-balanced variation of the hydrogen atom. The muon mass has been used in place of both the electron and proton masses in these plots.

where the factor $(m_a/\mu)^3$ is a Jacobian that normalizes the probability when integrated over the physical impact parameter \mathbf{b} . Comparing to Eqs. (45) and (46), this entails:

$$-M\nabla^j \bar{c}_a(\mathbf{b}) = \left(\frac{m_a}{\mu}\right)^3 \left| \psi\left(\frac{m_a \mathbf{b}}{\mu}\right) \right|^2 F_{\text{ext}}^j\left(\frac{m_a \mathbf{b}}{\mu}\right). \quad (76)$$

The term involving $D_a(\Delta^2)$ in Eq. (45) dropped out because its divergence is zero.

In the present context, the “external” force is the electrostatic force. We are after all examining stresses experienced by the electron and the proton, which include particle motion and forces exerted by the pilot wave—effectively, forces “internal” to the particles. The only additional force acting on the particles is the electrostatic force between them, which therefore is the external force. This can be verified directly: taking the gradient of $\bar{c}_a(\mathbf{b})$ in Eq. (53), using the wave function of Eq. (18), and plugging these into Eq. (76) gives:

$$F_{\text{ext}}^j\left(\frac{m_a \mathbf{b}}{\mu}\right) = -\frac{\alpha \hat{b}^j}{(m_a b/\mu)^2}, \quad (77)$$

which is exactly the Coulomb force law for a relative separation $\mathbf{r} = m_n \mathbf{b}/\mu$. In effect what this demonstrates is that if we had empirical access to the probability density and to the form factor $\bar{c}_a(\Delta^2)$, we could reconstruct the force law binding the system, even if we were previously ignorant of it.

D. Coulomb field stress

The stress tensor of the Coulomb field, $t_{ij}^c(\mathbf{b})$, is less remarkable from the pilot wave perspective. The Coulomb field was treated essentially classically in this calculation, albeit with the locations of its sources promoted to operators. In the pilot wave interpretation, the electron and proton have definite positions that we are merely ignorant of, and accordingly the electric field has a definite, dipole-like configuration as well. The stress tensor $t_{ij}^c(\mathbf{b})$ is simply equal to the ensemble average of the classical stress tensor $-E^i E^j + \frac{1}{2} \delta^{ij} \mathbf{E}^2$ evaluated for these definite configurations.

There are a few important conceptual points to bring up in this context, however. The first is that the hydrogen atom should not be thought of as a classical charge distribution with charge density

$$\langle \rho(\mathbf{b}) \rangle = e \left\{ \left(\frac{m_p}{\mu}\right)^2 \left| \psi\left(\frac{m_p \mathbf{b}}{\mu}\right) \right|^2 - \left(\frac{m_e}{\mu}\right)^2 \left| \psi\left(\frac{m_e \mathbf{b}}{\mu}\right) \right|^2 \right\}.$$

Although this is the expectation value of the charge density, this expectation value is the ensemble average of the charge distributions in actual, definite configurations. In particular, it would be mistaken to assume that the electric field is given by $\nabla \cdot \mathbf{E} = \langle \rho(\mathbf{b}) \rangle$. In fact, only the *expectation value* of the electric field is given by this equation:

$$\nabla \cdot \langle \mathbf{E}(\mathbf{b}) \rangle = \langle \rho(\mathbf{b}) \rangle. \quad (78)$$

On the other hand, expectation values of products are not products of expectation values:

$$\left\langle -E^i(\mathbf{b})E^j(\mathbf{b}) + \frac{1}{2}\delta^{ij}\mathbf{E}^2(\mathbf{b}) \right\rangle \neq -\langle E^i(\mathbf{b}) \rangle \langle E^j(\mathbf{b}) \rangle + \frac{1}{2}\delta^{ij}\langle \mathbf{E}(\mathbf{b}) \rangle^2, \quad (79)$$

and the Coulomb field contribution to the stress tensor of the mass-balanced system (unlike the charge density) is not zero. This is demonstrated numerically in Fig. 5.

To be sure, this is a basic property of expectation values, and the results in Fig. 5 do not rely on the pilot wave interpretation. However, the claim of the pilot wave formulation that every individual atom is different—and that our spatial densities (such as the charge density and Coulomb stress tensor in Fig. 5) are ensemble averages—fits very snugly into these results.

The second conceptual point to raise is that since the Coulomb field is treated classically, its stress tensor can also be interpreted classically. The Coulomb stress tensor $t_{\gamma}^{ij}(\mathbf{b})$, with its contributions from $D_{\gamma}(\Delta^2)$ and $\bar{c}_{\gamma}(\Delta^2)$, encodes actual stresses inside the hydrogen atom just as much as a classical electrostatic field carries stresses. Since I previously concluded that the particle stress tensors $t_{e,p}^{ij}(\mathbf{b})$ can be interpreted as actual stresses, it follows that the stress tensor as a whole can be interpreted as encoding literal stresses for the hydrogen atom's ground state.

V. DISCUSSION AND OUTLOOK

In this work, I calculated gravitational form factors and their Fourier transforms for the hydrogen atom in its ground state, and then used the pilot wave interpretation of quantum mechanics to interpret the results. The impact parameter expressions from the Fourier transforms are related to expectation values of the stress tensor through Eq. (43). For general systems, the stress tensor quantifies momentum flux densities by virtue of the integral form of the continuity equation (3). Momentum can flow through a system either by motion of particles or by the action of forces between adjacent portions of a system.

Ji and Liu [14] have argued against interpreting the stress tensor of hadrons in terms of mechanical quantities like stress, pressure and shear, and considered the ground state of the hydrogen atom [42] in their arguments against the stress interpretation. In exploring the same system as Ji and Liu, I have reached a different conclusion: that the gravitational form factors and the stress tensor quantify actual stresses acting inside the atom.

The electric field contribution to the stress tensor can without question be interpreted as actual stresses, since a static electric field does not carry momentum. The electron and proton contributions are less straightforward, and required more careful examination. I concluded that they should be interpreted as actual stresses on the basis that the proton and electron are stationary (relative to the atomic barycenter) in the hydrogen atom's ground state. This is a generic feature of S-wave states in the pilot wave formulation of quantum mechanics, but the peculiar, strictly-tangential result for the particle stress tensor (52)—which is independent of the pilot wave interpretation—is suggestive of this same feature. If the proton and electron moved radially, the radial momentum flux density should be non-zero; and if the tangential momentum flux were due to circular motion rather than stresses, the orbital angular momentum would be non-zero. The pilot wave interpretation readily accommodates the peculiar result (52), which would seem paradoxical if we believed the stress tensor described particle motion in this case.

Although I have reached different conclusions than Ji and Liu regarding the interpretation of the stress tensor, both their results and mine are at odds with a common claim about mechanical properties of hadrons. It is often speculated that mechanically stable systems must obey $D(0) < 0$. Ji and Liu found—and I verified—that $D(0) > 0$ for the hydrogen atom in its ground state. Since the hydrogen atom's ground state is a paradigmatic example of a stable system, the conjectured stability criterion could not be more soundly refuted⁵.

A major part of the rationale for assuming $D(0) < 0$ for stable systems is given by Polyakov and Schweitzer [1]. First of all, the isotropic pressure—after summed over all constituents—obeys the von Laue condition [62]:

$$\int d^3\mathbf{b} \mathbf{p}^{(\text{iso})}(\mathbf{b}) = 0. \quad (80)$$

If the isotropic pressure is compressive (positive—corresponding to pushing) near the system's center and tensile (negative—corresponding to pulling) far from the center, then mean-squared isotropic pressure radius

$$\int d^3\mathbf{b} \mathbf{b}^2 \mathbf{p}^{(\text{iso})}(\mathbf{b}) = \frac{1}{M} D(0) \quad (81)$$

would be negative. Many authors assume that this ordering of short-distance compressive stress and long-distance tensile stress must hold for any stable system, motivated by analogies liquid drops [1] or compact stars [4]. However, one of the simplest and

⁵ It should be remarked that the electron [60] and photon [61] in quantum electrodynamics also have $D(0) > 0$, and are also counterexamples to the stability condition.

most iconic quantum systems—the hydrogen atom—provides a stark counterexample to exactly this ordering. As shown in the left panel of Fig. 4, the stress in the hydrogen atom—which is dominated by the static electric field—is negative at short distances and positive at long distances. This result does not undermine a mechanical understanding of the hydrogen atom’s stress tensor, but merely provides a counterexample to a common assumption about mechanical stability.

This work has largely been interpretive, but an interesting finding of possibly practical significance was given in Eq. (76). For two-body non-relativistic systems, if the form factor $\bar{c}_a(\Delta^2)$ and the probability distribution of particle a were empirically measured, Eq. (76) could be used to reconstruct the force law binding the system. It is currently unclear whether a generalization to many-body or to relativistic systems exists, and the quest for such generalizations will be the focus of follow-up research. If this relation does generalize to many-body relativistic systems, this offers an exciting opportunity to probe the force law binding the proton or the pion through the form factor $\bar{c}_q(\Delta^2)$, and to obtain a sharper understanding of quantum chromodynamics.

ACKNOWLEDGMENTS

I gratefully acknowledge helpful discussions with Ian Cloët, Joe Karpie, Gabriel Santiago and Christian Weiss. The research in this work received inspiration from the goals of the Quark Gluon Tomography Topical Collaboration of the U.S. Department of Energy. This work is supported by the Scientific Discovery through Advanced Computing (SciDAC) program in the Office of Science at the U.S. Department of Energy under contract DE-AC05-06OR23177 in collaboration with Jefferson Lab.

-
- [1] Maxim V. Polyakov and Peter Schweitzer, “Forces inside hadrons: pressure, surface tension, mechanical radius, and all that,” *Int. J. Mod. Phys. A* **33**, 1830025 (2018), arXiv:1805.06596 [hep-ph].
 - [2] V. D. Burkert, L. Elouadrhiri, and F. X. Girod, “The pressure distribution inside the proton,” *Nature* **557**, 396–399 (2018).
 - [3] P. E. Shanahan and W. Detmold, “Pressure Distribution and Shear Forces inside the Proton,” *Phys. Rev. Lett.* **122**, 072003 (2019), arXiv:1810.07589 [nucl-th].
 - [4] Cédric Lorcé, Hervé Moutarde, and Arkadiusz P. Trawiński, “Revisiting the mechanical properties of the nucleon,” *Eur. Phys. J. C* **79**, 89 (2019), arXiv:1810.09837 [hep-ph].
 - [5] Krešimir Kumerički, “Measurability of pressure inside the proton,” *Nature* **570**, E1–E2 (2019).
 - [6] Adam Freese and Gerald A. Miller, “Forces within hadrons on the light front,” *Phys. Rev. D* **103**, 094023 (2021), arXiv:2102.01683 [hep-ph].
 - [7] V. D. Burkert, L. Elouadrhiri, and F. X. Girod, “Determination of shear forces inside the proton,” (2021), arXiv:2104.02031 [nucl-ex].
 - [8] Julia Yu. Panteleeva and Maxim V. Polyakov, “Forces inside the nucleon on the light front from 3D Breit frame force distributions: Abel tomography case,” *Phys. Rev. D* **104**, 014008 (2021), arXiv:2102.10902 [hep-ph].
 - [9] Dimitra A. Pefkou, Daniel C. Hackett, and Phiala E. Shanahan, “Gluon gravitational structure of hadrons of different spin,” *Phys. Rev. D* **105**, 054509 (2022), arXiv:2107.10368 [hep-lat].
 - [10] Cédric Lorcé, Andreas Metz, Barbara Pasquini, and Simone Rodini, “Energy-momentum tensor in QCD: nucleon mass decomposition and mechanical equilibrium,” *JHEP* **11**, 121 (2021), arXiv:2109.11785 [hep-ph].
 - [11] B. Duran *et al.*, “Determining the gluonic gravitational form factors of the proton,” *Nature* **615**, 813–816 (2023), arXiv:2207.05212 [nucl-ex].
 - [12] V. D. Burkert, L. Elouadrhiri, F. X. Girod, C. Lorcé, P. Schweitzer, and P. E. Shanahan, “Colloquium: Gravitational form factors of the proton,” *Rev. Mod. Phys.* **95**, 041002 (2023), arXiv:2303.08347 [hep-ph].
 - [13] Yang Li, Qun Wang, and James P. Vary, “Hadronic energy-momentum tensor revisited,” (2024), arXiv:2405.06892 [hep-ph].
 - [14] Xiangdong Ji and Yizhuang Liu, “Momentum-Current Gravitational Multipoles of Hadrons,” *Phys. Rev. D* **106**, 034028 (2022), arXiv:2110.14781 [hep-ph].
 - [15] Boris Pavlovich Kosyakov, *Introduction to the Classical Theory of Particles and Fields* (Springer Berlin Heidelberg New York, 2007).
 - [16] E. Leader and C. Lorcé, “The angular momentum controversy: What’s it all about and does it matter?” *Phys. Rept.* **541**, 163–248 (2014), arXiv:1309.4235 [hep-ph].
 - [17] R. Chatterjee, *Mathematical Theory of Continuum Mechanics* (Narosa Publishing House, 1999).
 - [18] Y. Chen, J. Lee, and A. Eskandarian, *Meshless Methods in Solid Mechanics* (Springer New York, 2006).
 - [19] F. Irgens, *Continuum Mechanics* (Springer Berlin Heidelberg, 2008).
 - [20] P.K. Nayak and M.R. Seikh, *Continuum Mechanics* (CRC Press, Boca Raton, FL, 2022).
 - [21] R.G. Sachs, “High-Energy Behavior of Nucleon Electromagnetic Form Factors,” *Phys. Rev.* **126**, 2256–2260 (1962).
 - [22] Gordon N. Fleming, “Charge Distributions from Relativistic Form-Factors,” in *Physical reality and mathematical description: Festschrift Jauch (Josef Maria) on his 60th birthday*, edited by Charles P. Enz and Jagdish Mehra (1974) pp. 357–374.
 - [23] Matthias Burkardt, “Impact parameter dependent parton distributions and off forward parton distributions for zeta \rightarrow 0,” *Phys. Rev. D* **62**, 071503 (2000), [Erratum: Phys.Rev.D 66, 119903 (2002)], arXiv:hep-ph/0005108.
 - [24] M. Diehl, T. Feldmann, R. Jakob, and P. Kroll, “The overlap representation of skewed quark and gluon distributions,” *Nucl. Phys. B* **596**, 33–65 (2001), [Erratum: Nucl.Phys.B 605, 647–647 (2001)], arXiv:hep-ph/0009255.
 - [25] Matthias Burkardt, “Impact parameter space interpretation for generalized parton distributions,” *Int. J. Mod. Phys. A* **18**, 173–208 (2003), arXiv:hep-ph/0207047.

- [26] Gerald A. Miller, “Charge Density of the Neutron,” *Phys. Rev. Lett.* **99**, 112001 (2007), arXiv:0705.2409 [nucl-th].
- [27] Gerald A. Miller, “Defining the proton radius: A unified treatment,” *Phys. Rev. C* **99**, 035202 (2019), arXiv:1812.02714 [nucl-th].
- [28] Cédric Lorcé, “Charge Distributions of Moving Nucleons,” *Phys. Rev. Lett.* **125**, 232002 (2020), arXiv:2007.05318 [hep-ph].
- [29] Robert L. Jaffe, “Ambiguities in the definition of local spatial densities in light hadrons,” *Phys. Rev. D* **103**, 016017 (2021), arXiv:2010.15887 [hep-ph].
- [30] Adam Freese and Gerald A. Miller, “Unified formalism for electromagnetic and gravitational probes: Densities,” *Phys. Rev. D* **105**, 014003 (2022), arXiv:2108.03301 [hep-ph].
- [31] E. Epelbaum, J. Gegelia, N. Lange, U. G. Meißner, and M. V. Polyakov, “Definition of Local Spatial Densities in Hadrons,” *Phys. Rev. Lett.* **129**, 012001 (2022), arXiv:2201.02565 [hep-ph].
- [32] Yang Li, Wen-bo Dong, Yi-liang Yin, Qun Wang, and James P. Vary, “Minkowski’s lost legacy and hadron electromagnetism,” *Phys. Lett. B* **838**, 137676 (2023), arXiv:2206.12903 [hep-ph].
- [33] J. Yu. Panteleeva, E. Epelbaum, J. Gegelia, and U. G. Meißner, “Definition of electromagnetic local spatial densities for composite spin-1/2 systems,” *Phys. Rev. D* **106**, 056019 (2022), arXiv:2205.15061 [hep-ph].
- [34] Adam Freese and Gerald A. Miller, “Convolution formalism for defining densities of hadrons,” *Phys. Rev. D* **108**, 034008 (2023), arXiv:2210.03807 [hep-ph].
- [35] J. Yu. Panteleeva, E. Epelbaum, J. Gegelia, and U. G. Meißner, “Definition of gravitational local spatial densities for spin-0 and spin-1/2 systems,” *Eur. Phys. J. C* **83**, 617 (2023), arXiv:2211.09596 [hep-ph].
- [36] Yi Chen and Cédric Lorcé, “Pion and nucleon relativistic electromagnetic four-current distributions,” *Phys. Rev. D* **106**, 116024 (2022), arXiv:2210.02908 [hep-ph].
- [37] Adam Freese and Gerald A. Miller, “Light front synchronization and rest frame densities of the proton: Electromagnetic densities,” *Phys. Rev. D* **107**, 074036 (2023), arXiv:2302.09171 [hep-ph].
- [38] J. Yu. Panteleeva, E. Epelbaum, J. Gegelia, and U. G. Meißner, “Electromagnetic and gravitational local spatial densities for spin-1 systems,” *JHEP* **07**, 237 (2023), arXiv:2305.01491 [hep-ph].
- [39] Adam Freese and Gerald A. Miller, “Synchronization effects on rest frame energy and momentum densities in the proton,” *Phys. Rev. D* **108**, 094026 (2023), arXiv:2307.11165 [hep-ph].
- [40] Niels Bohr, “Causality and complementarity,” *Philosophy of Science* **4**, 289–298 (1937).
- [41] N. Bohr, *Atomic Physics and Human Knowledge* (Muriwai Books, 2017).
- [42] Xiangdong Ji and Yizhuang Liu, “Gravitational Tensor-Monopole Moment of Hydrogen Atom To Order $\mathcal{O}(\alpha)$,” (2022), arXiv:2208.05029 [hep-ph].
- [43] de Broglie, Louis, “La mécanique ondulatoire et la structure atomique de la matière et du rayonnement,” *J. Phys. Radium* **8**, 225–241 (1927).
- [44] David Bohm, “A Suggested interpretation of the quantum theory in terms of hidden variables. 1.” *Phys. Rev.* **85**, 166–179 (1952).
- [45] David Bohm, “A Suggested interpretation of the quantum theory in terms of hidden variables. 2.” *Phys. Rev.* **85**, 180–193 (1952).
- [46] L. de Broglie, *Non-linear Wave Mechanics: A Causal Interpretation* (Elsevier Publishing Company, Amsterdam, 1960).
- [47] J. S. Bell and Alain Aspect, *Speakable and Unsayable in Quantum Mechanics* (Cambridge University Press, 2004).
- [48] D. Bohm and B.J. Hiley, *The Undivided Universe: An Ontological Interpretation of Quantum Theory* (Taylor & Francis, London, England, 1993).
- [49] Jonathan Hudson and Peter Schweitzer, “Dynamic origins of fermionic D-terms,” *Phys. Rev. D* **97**, 056003 (2018), arXiv:1712.05317 [hep-ph].
- [50] Jonathan Hudson and Peter Schweitzer, “D term and the structure of pointlike and composed spin-0 particles,” *Phys. Rev. D* **96**, 114013 (2017), arXiv:1712.05316 [hep-ph].
- [51] Neal H McCoy, “On commutation formulas in the algebra of quantum mechanics,” *Transactions of the American Mathematical Society* **31**, 793–806 (1929).
- [52] R.C. Binder, *Fluid Mechanics*, Prentice-Hall engineering series (Prentice-Hall, 1943).
- [53] DLMF, “*NIST Digital Library of Mathematical Functions*,” <http://dlmf.nist.gov/>, Release 1.1.0 of 2020-12-15, f. W. J. Olver, A. B. Olde Daalhuis, D. W. Lozier, B. I. Schneider, R. F. Boisvert, C. W. Clark, B. R. Miller, B. V. Saunders, H. S. Cohl, and M. A. McClain, eds.
- [54] P.R. Holland, *The Quantum Theory of Motion: An Account of the de Broglie-Bohm Causal Interpretation of Quantum Mechanics* (Cambridge University Press, 1995).
- [55] Robert Flack and Basil J. Hiley, “Weak measurement, the energy–momentum tensor and the bohm approach,” in *Protective Measurement and Quantum Reality: Towards a New Understanding of Quantum Mechanics*, edited by Shan Gao (Cambridge University Press, 2015) p. 68–90.
- [56] J. S. Bell, “On the Einstein-Podolsky-Rosen paradox,” *Physics Physique Fizika* **1**, 195–200 (1964).
- [57] J. S. Bell and M. Nauenberg, “The moral aspect of quantum mechanics,” in *Preludes in theoretical physics*, edited by Hermann Feshbach and Léon Charles Prudent Van Hove (North-Holland, Amsterdam, 1966) pp. 279–286.
- [58] J. S. Bell, “Against ‘measurement’,” *Phys. World* **3**, 33–40 (1990).
- [59] P. Chadwick, *Continuum Mechanics: Concise Theory and Problems*, Dover books on physics (Dover Publications, 1999).
- [60] Andreas Metz, Barbara Pasquini, and Simone Rodini, “The gravitational form factor $D(t)$ of the electron,” *Phys. Lett. B* **820**, 136501 (2021), arXiv:2104.04207 [hep-ph].
- [61] Adam Freese and Wim Cosyn, “Spatial densities of the photon on the light front,” *Phys. Rev. D* **106**, 114014 (2022), arXiv:2207.10788 [hep-ph].
- [62] M. Laue, “Zur dynamik der relativitätstheorie,” *Annalen der Physik* **340**, 524–542 (1911), <https://onlinelibrary.wiley.com/doi/pdf/10.1002/andp.19113400808>.