

Optimal Routing and Link Configuration for Covert Heterogeneous Wireless Networks

Amna Gillani*, Beatriz Lorenzo*, Majid Ghaderi[†], Fikadu Dagefu[‡], and Dennis Goeckel*

*Department of Electrical and Computer Engineering, University of Massachusetts Amherst, Amherst, MA, 01003 USA
{agillani, blorenzo, dgoeckel}@umass.edu

[†]Department of Computer Science, University of Calgary, Calgary, AB T2N 1N4, Canada
mghaderi@ucalgary.ca

[‡]U.S. Army Combat Capabilities Development Command (DEVCOM), Army Research Laboratory, Adelphi, MD 20783 USA
fikadu.t.dagefu.civ@army.mil

Abstract—Nodes in contemporary radio networks often have multiple interfaces available for communication: WiFi, cellular, LoRa, Zigbee, etc. This motivates understanding both link and network configuration when multiple communication modalities with vastly different capabilities are available to each node. In conjunction, covertness or the hiding of radio communications is often a significant concern in both commercial and military wireless networks. We consider the optimal routing problem in wireless networks when nodes have multiple interfaces available and intend to hide the presence of the transmission from attentive and capable adversaries. We first consider the maximization of the route capacity given an end-to-end covertness constraint against a single adversary, and we find a polynomial-time algorithm for optimal route selection and link configuration. We further provide optimal polynomial-time algorithms for two important extensions: (i) statistical uncertainty during optimization about the channel state information for channels from system nodes to the adversary; and, (ii) maintaining covertness against multiple adversaries. Numerical results are included to demonstrate the gains of employing heterogeneous radio resources and to compare the performance of the proposed approach versus alternatives.

Index Terms—heterogeneous networks, covert communications

I. INTRODUCTION

Nodes in wireless networks are often equipped with different sets of radios operating at different parts of the electromagnetic spectrum [1]. These communication modalities, referring to various wireless communication technologies, offer distinct advantages depending on the situation. Some radios provide long-range and low data rate performance while others might provide high data rates in short-range line of sight communication [2]. Network performance can be significantly enhanced by optimally leveraging available modalities at each node

This work was supported in part by the National Science Foundation under ECCS-2148159. Research was also sponsored in part by the Army Research Laboratory and was accomplished under Cooperative Agreement Number W911NF-23-2-0014. The views and conclusions contained in this document are those of the authors and should not be interpreted as representing the official policies, either expressed or implied, of the Army Research Laboratory or the U.S. Government. The U.S. Government is authorized to reproduce and distribute reprints for Government purposes notwithstanding any copyright notation herein.

in multi-hop routes, considering local wireless conditions, interference from other routes, and the presence of potential adversaries.

Security and privacy are critical aspects of contemporary commercial and military communication systems. Security typically focuses on protecting the content of a message through encryption or information-theoretic (e.g., wiretap [3]) approaches. But the stronger security of hiding the *presence* of the message is often desirable for different use cases. An example medical application is where the signal from an implanted medical device must be hidden to protect the patient’s privacy. Another relevant application is in military communications where the presence of radio signals could reveal network activity making the network vulnerable to adversarial attacks. The fundamental limits of communication while keeping the signal hidden from an attentive and capable adversary were introduced in [4] and are now known as “covert” communications in the literature. We present a detailed literature review in Section II.

We consider the route optimization problem in a heterogeneous network with nodes having multiple radio interfaces where the optimal combination of modalities for each hop in the route is selected, with the goal of maximizing the end-to-end capacity under an end-to-end covert communication constraint. An analogous optimization for homogeneous radios was performed in [5] where efficient polynomial-time algorithms were obtained that either maximize capacity or minimize the latency of communication from a source to a destination. However, the problem here is more challenging since the multiple interfaces preclude the approach employed in [5]. Thus a novel approach, based on first principles for simultaneous optimal modality selection for each hop and efficient route selection, is required.

Optimal multi-hop routing in networks of nodes with multiple communication modalities available was first considered in [1] where a covertness constraint is also enforced and extended to decentralized routing in [6], [7]. However, in [1], [6], [7], a single mode is selected for each hop, and, importantly, a fixed

per-hop covertness constraint rather than end-to-end covertness constraint is enforced, hence simplifying the optimization problem in [1] by allowing for link costs to be readily assigned in each of the three scenarios considered and shortest path or widest path routing is readily employed. The derivation of a polynomial-time algorithm in Section IV will prove to be more subtle and non-trivial.

We make the following contributions:

- Develop an optimal polynomial-time routing and link optimization algorithm for wireless networks with multimodal nodes, maximizing end-to-end capacity while maintaining covertness against an attentive adversary monitoring all links.
- Extend the model to address:
 - the case where multiple observers optimally combine their observations to attempt network detection.
 - statistical uncertainty in channel gains observed by adversaries.

Section II reviews related work. Section III presents the system model and metrics. Section IV presents the optimization in the case of a single adversary with known channel gains (i.e., known channel state information (CSI)) from system nodes to this adversary. Section V presents the extensions to multiple adversaries and unknown CSI, while Section VI presents numerical results. Section VII presents the conclusions.

II. RELATED WORK

Fueled by exponential growth in technology, today's world has become progressively interconnected and diverse. By 2025, the International Data Corporation estimates there will be 55.7 billion connected Internet of Things (IoT) devices generating nearly 80 zettabytes of data [8]. With this growing demand, the network must provide end-to-end optimal bandwidth, low latency, and secure communication. Traditional networks optimized for homogeneous traffic face unprecedented challenges to meet these demands cost-effectively. As a solution, heterogeneous networks (HetNets) are deployed to improve capacity and enhance network coverage. A HetNet comprises nodes with diverse wireless technologies such as LTE, 5G, and 3G, allowing devices to switch between networks for seamless connectivity, enhanced performance, and improved reliability.

The problem of resource allocation and mode selection in HetNets, aimed at optimizing communication mode choices and balancing resource utilization, has been studied extensively in [9]–[15]. While HetNets improve performance and reliability, the growing complexity introduces new vulnerabilities, particularly at the physical layer. However, these studies often overlook the physical layer security of the network. Modern communication networks prioritize security, which typically involves ensuring that messages are indecipherable by adversaries, known as the wiretap problem. The heterogeneous wiretap problem was first studied by Lv et al. in [16] for a two-tier downlink heterogeneous network with a single adversary present in each cell, followed by the study of Wu et al. in [17],

[18] on secrecy outage probability for k-tier homogeneous and heterogeneous networks. A dynamic coordinated scheme to enhance secure communication coverage was proposed by Xu et al. in [19]. The wiretap problem for physical-layer security has been further explored in [20], [21], [22] and [23].

However, even the detection of the presence of a message can compromise security and privacy. For instance, in military scenarios, the consequences of the potential detection of radio signals make the concealment of radio networks crucial. This requirement for security is addressed through covert communication, which involves sending messages in a manner that hides even the existence of the message from unintended observers.

Bash et al. defined the fundamental limits of covert communication for additive white Gaussian noise (AWGN) channels in [4], [24], introducing the square-root law (SRL), subsequently extended to other channel models and key size requirements in [25]–[29]. Developing from this foundation, significant advances in covert communication were made to provide a positive rate by addressing the unknown channel state information of adversaries, as demonstrated by Lee et al. in [30], [31] and by introducing an uninformed jammer (as shown by Sobers et al. in [32]). Extensions to the multiple-access network have also been considered (e.g., [33]). Comprehensive reviews at various stages of the development of the covert communications literature can be found in [34]–[36].

While substantial progress has been made in covert communication research, much of it has focused on single-link optimization rather than network-level approaches. Dehghan et al. in [37] and Ghaderi et al. in [38] have studied a network-level approach for minimum energy routing problem with channel variation and in the presence of a friendly jammer, respectively. Sheikholeslami et al. in [5] further studied routing in covert wireless networks with multiple collaborating adversaries, where minimum delay and maximum throughput covert routing schemes were introduced. However, these approaches only consider homogeneous networks. Other works on homogeneous covert networks include [39], [40], [41], and [42]. Most previous works in covert communication assumed a single-link or homogeneous network.

In [43], Yang et al. studied mode selection and cooperative jamming for covert communication. In [2], [44] and [1], Kong et al. and Aggarwal et. al. in [?] considered in detail methods for optimizing performance (capacity, latency) under a covertness constraint for multiple-modality nodes. In [6], Kong et al. and [7], Kim et al. introduced a reinforcement learning-based approach to finding the optimal route in a heterogeneous network. However, these works primarily focus on mode selection and enforce a fixed covertness constraint per link by equally dividing the end-to-end covertness constraint across the path. We employ modes simultaneously and enforce an end-to-end covertness constraint, optimally allocating it across the links of the chosen path. Due to these differences, we observe that the approach in [44] that allowed link costs to be readily determined to support efficient end-to-end routing does not apply; rather, we need to redesign the network

optimization from the first principles.

III. SYSTEM MODEL, DEFINITIONS, AND METRICS

A. Network and Link Model

Consider a network of N friendly nodes, $\mathcal{T} = \{T_1, T_2, \dots, T_N\}$, where each system node has $M \geq 1$ modalities for transmission/reception and each adversary (often termed ‘‘Willie’’ in the covert communications literature) has a receiver for each of the M modes¹. Also present is a set of adversaries $\mathcal{W} = \{W_1, W_2, \dots, W_K\}$, whose goal is to detect any communication in the network. Between each pair of nodes and on each mode exists a multipath fading channel subject to a fading gain, which may or may not be known when doing route planning, pathloss with exponent α , and additive white Gaussian noise (AWGN).

The transmission is done using standard Gaussian codebooks [4]. On mode m , $m = 1, 2, \dots, M$, a transmitter X will employ a message $[f_{m,1}, f_{m,2}, \dots, f_{m,n}]$ drawn from a unit-energy Gaussian codebook (i.e., with symbols $\sim \mathcal{N}(0, 1)$) based on the message, where n is the length of a codeword. The signal that (friendly) receiver Y receives on mode m is given by:

$$Z_{m,j}^{(Y)} = \frac{g_{(X,Y),m} \sqrt{P_{X,m}}}{d_{X,Y}^{\alpha/2}} f_{m,j} + N_{m,j}^{(Y)}, \quad j = 1, 2, \dots, n \quad (1)$$

where $g_{(X,Y),m}$ is the fading gain between X and Y on mode m , which is generally assumed to be known since it is between friendly nodes and can be obtained via pilot signaling, $P_{X,m}$ is the transmit power of node X on mode m , $d_{X,Y}$ is the distance between node X and Y , and $N_{m,j}^{(Y)} \sim \mathcal{N}(0, \sigma_{Y,m}^2)$ is the AWGN at the receiver for mode m at node Y . The signal that Willie $W_k, k = 1, 2, \dots, K$, receives on mode m is given by:

$$Z_{m,j}^{(W_k)} = \frac{g_{(X,W_k),m} \sqrt{P_{X,m}}}{d_{X,W_k}^{\alpha/2}} f_{m,j} + N_{m,j}^{(W_k)}, \quad j = 1, 2, \dots, n \quad (2)$$

where $g_{(X,W_k),m}$ and d_{X,W_k} are defined analogously to above, and $N_{m,j}^{(W_k)} \sim \mathcal{N}(0, \sigma_{W_k,m}^2)$.

B. Adversary Model

The adversaries $\mathcal{W} = \{W_1, W_2, \dots, W_K\}$ will attempt to detect whether there is a communication in the network from the source to the destination. To model a strong adversary, we assume the following: (1) adversaries know the parameters of potential transmission, including the route from the source to the destination and the power levels used by each node on each modality; (2) adversaries are aware of the transmission schedule, allowing them to detect when transmissions occur on specific modes employed by a given node; (3) multiple adversaries collaborate and optimize their decision-making process based on joint observations.

¹Optimization in the case where each node has a subset of the modalities available follows similarly by setting the channel gain for a given mode to zero if that mode is not available for direct communication between a given pair of nodes.

As in a regular transmission system, the codebook is shared among the friendly nodes but unknown to the adversaries [4]. Hence the codebook forms the shared secret that provides the advantage receivers need over adversaries for covert communications in the pessimistic (and likely) case when an advantage in the wireless environment cannot be assumed a priori.

C. Covertess Constraint

We adopt the Kullback-Leibler divergence [45] as the covertess criterion [29]. That is, covertess at level ϵ is achieved on the route from the source to the destination if

$$\mathcal{D}(\mathcal{Q}_0 || \mathcal{Q}_1) \leq \epsilon \quad (3)$$

where $\mathcal{D}(p || q)$ is the Kullback-Leibler divergence between probability distributions p and q , \mathcal{Q}_0 is the distribution of the (vector) observations across all adversaries on all modes and all hops for all n transmissions when there is not a message moving across the network, and \mathcal{Q}_1 is the analogous (vector) distribution when there is a message in the network.

The Kullback-Leibler divergence is a standard measure of the difference between two probability distributions. Due to Pinsker’s inequality [45], it has operational significance in the covert communications scenario through the lower bound $P_E \geq \frac{1}{2} - \frac{1}{2} \sqrt{\frac{1}{2} \mathcal{D}(\mathcal{Q}_0 || \mathcal{Q}_1)}$, where P_E is the probability of error in the decision at the adversaries when a transmission in the network happens with probability $\frac{1}{2}$. That is, if $\mathcal{D}(\mathcal{Q}_0 || \mathcal{Q}_1) \leq \epsilon$, then the adversaries are restricted to $P_E \geq \frac{1}{2} - \frac{\epsilon}{2\sqrt{2}}$.

The constraint on adversarial detection of a codeword traversing the network can be directly translated into a constraint for each code symbol, as follows. From the codebook construction and the network model, observations of the adversaries when conditioned on the channel gains and distances will be independent and identically distributed across the sequence of symbol slots $j = 1, 2, \dots, n$ corresponding to a codeword. Hence, define \mathbb{P}_0 as the distribution of the (vector of) observations for a given codeword position across adversaries, links, and modes in the network when there is no transmission traversing the network, and \mathbb{P}_1 as the analogous distribution when there is a transmission present. Then, using the chain rule [45],

$$\mathcal{D}(\mathcal{Q}_0 || \mathcal{Q}_1) = \mathcal{D}(\mathbb{P}_0^n || \mathbb{P}_1^n) = n \mathcal{D}(\mathbb{P}_0 || \mathbb{P}_1)$$

The covertess criteria is given by:

$$\mathcal{D}(\mathbb{P}_0 || \mathbb{P}_1) \leq \delta = \frac{\epsilon}{n}$$

where δ is the covertess criterion per symbol, which will be employed extensively in successive sections.

D. Optimization Criterion and Network State Knowledge

We will maximize the capacity achieved on the route from the source to the destination while maintaining the covertess constraint. Since the route capacity is limited by the minimum capacity of any link in the route, we will seek a route that has the maximum value for the minimum capacity of any link along the route.

The optimization assumes known locations of system nodes and adversaries, a scenario plausible when avoiding detection by a stationary radio tower. When adversary locations are unknown, an approach similar to the secrecy approach taken in [38] that defends against a set of adversary locations can exploit the multiple-adversary work of Section V; the numerical results of Section VI indicate the impact on the network throughput. The initial algorithm derived in Section IV will assume that all channel gains are known when performing the optimization, but in Section V, we will show how the assumption of knowledge of the channel gain to the adversary is readily relaxed under statistical uncertainty (e.g., Rayleigh fading) due to the covertness bound only depending on the second moment of the received power.

IV. OPTIMIZATION

Per Section III, we seek to find the path from a source node S to a destination node D that maximizes the route capacity while meeting the end-to-end covertness constraint. Let a path from S to D be denoted by $\Pi = (l_1, l_2, \dots, l_H)$, where H is the number of hops on the path, and $l_i = (S_i, D_i)$ is the i^{th} link along the path.

To address the network optimization problem, we first consider maximization of the capacity of a single multi-mode link in the presence of a single adversary Willie - a result of independent interest. This yields the optimal combination of modes and resulting capacity for the link as a function of the covertness of the link. This is then employed to find an optimal (maximum capacity) path in the network, which we show can be done in polynomial-time via standard shortest-path algorithms.

A. Optimization of the Sum Capacity for a Single Multi-Mode Link in the Presence of a Single Willie

Consider the optimization of mode usage for link i from S_i to D_i . In this section, we will maximize the sum capacity over all modes subject to a covertness criterion δ_i at a single Willie W_k . That is, with C_m the capacity of mode m , the problem is:

$$\max_{P_{S_i,1}, P_{S_i,2}, \dots, P_{S_i,M}} \sum_{m=1}^M C_m \quad (4)$$

such that

$$\mathcal{D}(\mathbb{P}_0^{(i)} || \mathbb{P}_1^{(i)}) \leq \delta_i$$

where: (i) $\mathbb{P}_0^{(i)}$ and $\mathbb{P}_1^{(i)}$ are the distributions of the (vector) observations at the adversary from the modes of link i ; (ii) δ_i is the per-symbol covertness constraint on link i , which is a network optimization parameter that will be found later.

Incorporating the details of the model given in Section III yields:

$$\max_{P_{S_i,1}, P_{S_i,2}, \dots, P_{S_i,M}} \frac{1}{2} \sum_{m=1}^M \log \left(1 + \frac{g_{(S_i, D_i), m}^2 P_{S_i, m}}{\sigma_{D_i, m}^2 d_{S_i, D_i}^\alpha} \right)$$

and, exploiting the well-known fact that the Kullback-Leibler divergence is locally quadratic in the received power [46], it

can be shown by generalizing the results of [4], [5] to multiple modes that

$$\sum_{m=1}^M \left(\frac{g_{(S_i, W_k), m}^2 P_{S_i, m}}{\sigma_{W_k, m}^2 d_{S_i, W_k}^\alpha} \right)^2 \leq \delta_i$$

is sufficient to maintain covertness at level δ_i .

Since the power will be small for covert communications at practical blocklengths n , we can linearize the log in the capacity formula [5], which yields the optimization problem:

$$\max_{P_{S_i,1}, P_{S_i,2}, \dots, P_{S_i,M}} \sum_{m=1}^M \frac{g_{(S_i, D_i), m}^2 P_{S_i, m}}{2\sigma_{D_i, m}^2 d_{S_i, D_i}^\alpha} \quad (5)$$

such that

$$\sum_{m=1}^M \left(\frac{g_{(S_i, W_k), m}^2 P_{S_i, m}}{\sigma_{W_k, m}^2 d_{S_i, W_k}^\alpha} \right)^2 \leq \delta_i$$

Since the maximum capacity will be obtained for equality in the constraint equation, this problem is amenable to solution by Lagrange multipliers. Define the Lagrangian:

$$\mathcal{L}((P_{S_i,1}, P_{S_i,2}, \dots, P_{S_i,M}), \lambda) = \sum_{m=1}^M \frac{g_{(S_i, D_i), m}^2 P_{S_i, m}}{2\sigma_{D_i, m}^2 d_{S_i, D_i}^\alpha} + \lambda \left(\delta_i - \sum_{m=1}^M \left(\frac{g_{(S_i, W_k), m}^2 P_{S_i, m}}{\sigma_{W_k, m}^2 d_{S_i, W_k}^\alpha} \right)^2 \right)$$

Taking the partials with respect to $P_{S_i,1}, P_{S_i,2}, \dots, P_{S_i,M}$ yields:

$$\frac{\partial}{\partial P_{S_i, j}} \mathcal{L}((P_{S_i,1}, P_{S_i,2}, \dots, P_{S_i,M}), \lambda) = \frac{g_{(S_i, D_i), j}^2}{2\sigma_{D_i, j}^2 d_{S_i, D_i}^\alpha} - 2\lambda \frac{g_{(S_i, W_k), j}^4 P_{S_i, j}}{\sigma_{W_k, j}^4 d_{S_i, W_k}^{2\alpha}}, \quad j = 1, 2, \dots, M$$

Setting the partials equal to zero to solve for the necessary conditions on $P_{S_i,1}, P_{S_i,2}, \dots, P_{S_i,M}$ results in:

$$P_{S_i, j} = \frac{1}{4\lambda} \frac{d_{S_i, W_k}^{2\alpha} g_{(S_i, D_i), j}^2 \sigma_{W_k, j}^4}{d_{S_i, D_i}^\alpha g_{(S_i, W_k), j}^4 \sigma_{D_i, j}^2}$$

A quick check shows that the power on a mode is proportional to the correct quantities. The power is larger for noisier modes at Willie, less noisy modes at the destination, modes with large gains to the destination, and modes with small gains to Willie. Substituting into the constraint equation yields:

$$\begin{aligned} \sum_{m=1}^M \frac{g_{(S_i, W_k), m}^4}{\sigma_{W_k, m}^4 d_{S_i, W_k}^{2\alpha}} P_{S_i, m}^2 &= \delta_i \\ \sum_{m=1}^M \frac{g_{(S_i, W_k), m}^4}{\sigma_{W_k, m}^4 d_{S_i, W_k}^{2\alpha}} \left(\frac{1}{4\lambda} \frac{d_{S_i, W_k}^{2\alpha} g_{(S_i, D_i), m}^2 \sigma_{W_k, m}^4}{d_{S_i, D_i}^\alpha g_{(S_i, W_k), m}^4 \sigma_{D_i, m}^2} \right)^2 &= \delta_i \\ \sum_{m=1}^M \frac{1}{16\lambda^2} \frac{d_{S_i, W_k}^{2\alpha} g_{(S_i, D_i), m}^4 \sigma_{W_k, m}^4}{d_{S_i, D_i}^{2\alpha} g_{(S_i, W_k), m}^4 \sigma_{D_i, m}^4} &= \delta_i \end{aligned}$$

which implies:

$$\lambda = \frac{1}{4\sqrt{\delta_i}} \sqrt{\sum_{m=1}^M \frac{d_{S_i, W_k}^{2\alpha} g_{(S_i, D_i), m}^4 \sigma_{W_k, m}^4}{d_{S_i, D_i}^{2\alpha} g_{(S_i, W_k), m}^4 \sigma_{D_i, m}^4}} \quad (6)$$

Note that the summation under the square root sign in the above equation can be calculated based on the known parameters of link i . Hence, define:

$$\Gamma_i = \sum_{m=1}^M \frac{d_{S_i, W_k}^{2\alpha} g_{(S_i, D_i), m}^4 \sigma_{W_k, m}^4}{d_{S_i, D_i}^{2\alpha} g_{(S_i, W_k), m}^4 \sigma_{D_i, m}^4} \quad (7)$$

Then, $\lambda = \frac{1}{4} \sqrt{\frac{\Gamma_i}{\delta_i}}$ and

$$P_{S_i, j} = \sqrt{\frac{\delta_i}{\Gamma_i}} \frac{d_{S_i, W_k}^{2\alpha} g_{(S_i, D_i), j}^2 \sigma_{W_k, j}^4}{d_{S_i, D_i}^{2\alpha} g_{(S_i, W_k), j}^2 \sigma_{D_i, j}^2} \quad (8)$$

Putting this into the original optimization problem to find the link capacity yields a capacity for link i of:

$$\begin{aligned} C_i &= \sqrt{\frac{\delta_i}{\Gamma_i}} \sum_{m=1}^M \frac{d_{S_i, W_k}^{2\alpha} g_{(S_i, D_i), m}^4 \sigma_{W_k, m}^4}{d_{S_i, D_i}^{2\alpha} g_{(S_i, W_k), m}^4 \sigma_{D_i, m}^4} \\ &= \sqrt{\delta_i \Gamma_i} \end{aligned}$$

where, as noted earlier, Γ_i can be readily computed from the link parameters. Hence, given the link parameters, the capacity is readily found given the covertness constraint δ_i ; since this dependence will be important in the next section where we optimally allocate the covertness constraints across links, we note it explicitly by writing:

$$C_i(\delta_i) = \sqrt{\delta_i \Gamma_i} \quad (9)$$

B. Finding the Route with Maximum Capacity

The capacity of a given path Π with H hops is the minimum of the capacities over the links in the path:

$$C_\Pi = \min_{i=1, 2, \dots, H} C_i(\delta_i)$$

We wish to maximize this capacity subject to an end-to-end covertness constraint. The optimization problem becomes how to allocate the covertness constraint over the links:

$$C_\Pi = \max_{\delta_1, \delta_2, \dots, \delta_H} \min_{i=1, 2, \dots, H} C_i(\delta_i) \quad (10)$$

given the covertness constraint $\mathcal{D}(\mathbb{P}_0 || \mathbb{P}_1) \leq \delta$. Because of the conditional independence of the observations at the adversary given the presence or absence of a message moving across the network,

$$\mathcal{D}(\mathbb{P}_0 || \mathbb{P}_1) = \sum_{i=1}^H \mathcal{D}(\mathbb{P}_0^{(i)} || \mathbb{P}_1^{(i)})$$

and thus it is sufficient to employ a linkwise additive covertness constraint; that is,

$$\sum_{i=1}^H \delta_i = \delta$$

Recognizing that the links will all have the same capacity at the optimal point, let C_Π be that optimal capacity. Then, using the results of the previous section: for each $i = 1, 2, \dots, H$,

Algorithm 1: (Het-Opt) Optimal route and link configuration for maximum capacity with a covertness constraint

1. Compute Γ_i for the link between each pair of nodes in the network using (7).
 2. Find the optimal route that minimizes $\sum_{i=1}^H \frac{1}{\Gamma_i}$, using Dijkstra's algorithm [47] while setting the weights of each link as $\frac{1}{\Gamma_i}$.
 3. Compute the capacity C_Π for the optimal path using (11).
 4. For each link l_i , $i = 1, 2, \dots, H$ in the optimal path $\Pi = (l_1, l_2, \dots, H)$ returned from Dijkstra's algorithm:
 - Calculate the link's (optimal) covertness constraint with $\delta_i = \frac{C_\Pi^2}{\Gamma_i}$.
 - Use Γ_i , δ_i , and the link parameters to find the optimal power $P_{S_i, j}$, $j = 1, 2, \dots, M$ to assign each mode (and, hence, the degree of mode utilization) for link i using (8).
-

$C_\Pi = \sqrt{\delta_i \Gamma_i}$ and thus $\delta_i = \frac{C_\Pi^2}{\Gamma_i}$. Inserting this into the constraint equation yields that the capacity of the path is:

$$C_\Pi = \sqrt{\frac{\delta}{\sum_{i=1}^H \frac{1}{\Gamma_i}}} \quad (11)$$

and hence we want to choose the path that has the smallest $\sum_{i=1}^H \frac{1}{\Gamma_i}$, which is readily done in polynomial time via shortest-path routing with link weight (cost) of $\frac{1}{\Gamma_i}$. Algorithm 1 (Het-Opt) shows these steps and the incorporation of Dijkstra's algorithm [47] to find the path and link configurations that optimize the capacity given an end-to-end covertness constraint. Algorithm 1 (Het-Opt) runs in $O(N^2)$, for N friendly nodes which is the standard complexity for Dijkstra's algorithm.

C. Developing an Algorithm for Comparison: Maximum Capacity with a Fixed Decision Error Probability (DEP) Per Link

The algorithm of the previous section and its extensions presented in Section V are the main contributions of this paper. However, to establish a viable algorithm for comparison for the numerical results of Section VI, here we adapt the algorithm of [1] to an end-to-end covertness constraint.

One of the key features of Algorithm 1 (Het-Opt) is the partitioning of the end-to-end covertness constraint δ over the links to provide the optimal values of δ_i , $i = 1, 2, \dots, H$. In contrast, in [1], the decision error probability (DEP) is constrained to be fixed per link. We derive an algorithm for comparison to Algorithm 1 (Het-Opt) under this fixed link DEP constraint, as follows. First, we fix a maximum (very large) number of hops H_{max} . Then, for each $h = 1, 2, \dots, H_{max}$; (i) set $\delta_i = \delta/h$ as the DEP for the link between each pair of nodes in the network; (ii) with δ_i given, the capacity of each link can be readily found; (iii) the maximum capacity route with a maximum number of hops h is then readily obtained. The maximum possible capacity is then the maximum obtained

over $h = 1, 2, \dots, H_{max}$. The detailed algorithm is given in Algorithm 2 (Per-Link-DEP).

Algorithm 2: (Per-Link-DEP) Route and link configuration for maximum capacity by extending the fixed decision error probability (DEP) per link approach of [1] to an end-to-end covertness constraint

1. Compute Γ_i for the link between each pair of nodes in the network using (7).
 2. Find the optimal route that maximizes Γ_i for a given maximum hops h using Algorithm 3.
 3. Repeat step 2 for different hops $h \in (1, H)$.
 4. Compute the capacity for different h using (9).
 5. Pick the route that results in maximum capacity among h .
-

The Algorithm 2 (Per-Link-DEP) runs in $O(N^4)$, for N friendly nodes, if hops h is considered to be as large as N .

Algorithm 3: Modified Bellman-Ford Algorithm with Maximum Hops h

1. Initialize the distance for each node to be infinity and set the distance for Source to be zero.
 2. Perform edge relaxation for each edge in the network.
if $d[v] > d[u] + w(u, v)$ **then**
 $d[v] \leftarrow d[u] + w(u, v)$
 $\pi[v] \leftarrow u$
end
 - Here d is the distance, $w(u, v)$ is the weight of the edge from node u to v , and π is the predecessor of node v .
 3. Repeat step 2, h times, storing the distance and predecessors in a matrix for each iteration.
 4. Return the final distance and predecessor list.
-

V. EXTENSIONS

The optimization in Section IV forms the core result of this paper. However, two critical extensions for the result to be applied in practice are considered here.

A. Multiple Adversaries

While ostensibly more complicated, the case of multiple adversaries (Willies) extends naturally from the case of a single Willie with appropriately modified link costs. The derivation of the link costs to support a polynomial-time routing algorithm to find the optimal route and link configuration parameters in the case of multiple adversaries is included in Appendix A, and numerical results for this important case are included in Section VI.

B. Imperfect Channel State Information

Suppose that the uncertainty in the knowledge of the channel state information at the adversary can be characterized statistically; for example, it would be reasonable to

assume that the Rayleigh fading coefficient to the adversary is unknown by system nodes. Although it will be clear from the below that the approach is readily generalized to any uncertainty distribution, we consider here a channel state estimate with additive Gaussian error. Hence, let the channel coefficient of mode m , $g_{(S_i, W_k), m}$, be a complex Gaussian random variable with known mean $v_{(S_i, W_k), m}$ on one of its two components, and variance σ^2 on each of the components. Then, $\sqrt{g_{(S_i, W_k), m}}$ is Rician distributed for a transmitter of link i , S_i and a Willie W_k under mode m . The Rician shape factor $K_{(S_i, W_k), m} = \frac{v_{(S_i, W_k), m}^2}{2\sigma_{(S_i, W), m}^2}$ is then the ratio of the power of the known component $v_{(S_i, W_k), m}$ to that of the scattered components (or estimation error). Letting $K = 0$ allows us to model complete uncertainty about the channel fading, whereas letting $K \rightarrow \infty$ will retrieve the case considered in Section IV with perfect knowledge of the CSI.

To have the same probabilistic covertness guarantees of Section III, we guarantee the covertness constraint on average; that is, the covertness constraint becomes:

$$\mathbb{E}_{\{g_{(S_i, W_k), m}, m=1, 2, \dots, M\}} \left[\sum_{m=1}^M \left(\frac{g_{(S_i, W_k), m}^2 P_{S_i, m}}{\sigma_{W_k, m}^2 d_{S_i, W_k}^\alpha} \right)^2 \right] \leq \delta_i$$

which implies:

$$\sum_{m=1}^M \left(\frac{P_{S_i, m}}{\sigma_{W_k, m}^2 d_{S_i, W_k}^\alpha} \right)^2 E_{g_{(S_i, W_k), m}} [g_{(S_i, W_k), m}^4] \leq \delta_i$$

The well-known moments of a Rician random variable yield:

$$\mathbb{E}_{g_{(S_i, W_k), m}} [g_{(S_i, W_k), m}^4] = 8\sigma_{(S_i, W), m}^4 + 8\sigma_{(S_i, W), m}^2 v_{(S_i, W), m}^2 + v_{(S_i, W), m}^4.$$

Define $\tau_{(S_i, W), m} = 8\sigma_{(S_i, W), m}^4 + 8\sigma_{(S_i, W), m}^2 v_{(S_i, W), m}^2 + v_{(S_i, W), m}^4$. Then, the covertness constraint employed in Section IV is replaced with:

$$\sum_{m=1}^M \left(\frac{\tau_{(S_i, W), m} P_{S_i, m}}{\sigma_{W_k, m}^2 d_{S_i, W_k}^\alpha} \right)^2 \leq \delta_i$$

Following an analogous derivation to that of Section IV, an optimal polynomial-time routing and link configuration algorithm is obtained with link weights given by:

$$\Gamma_i = \sum_{m=1}^M \frac{d_{S_i, W_k}^{2\alpha}}{d_{S_i, D_i}^{2\alpha}} \frac{g_{(S_i, D_i), m}^4 \sigma_{W_k, m}^4}{\tau_{(S_i, W), j}^2 \sigma_{D_i, m}^4}$$

VI. SIMULATION RESULTS AND EVALUATIONS

In this section, we provide simulation results to evaluate the performance of the proposed scheme. We first provide single-link simulations to quantify the benefits of using multiple modes in isolation without the link dependencies in a network scenario. Next, results for the multi-hop case are provided to demonstrate: (i) the benefits of employing multiple modes in multi-hop network scenarios; (ii) the advantage of employing the proposed Het-Opt scheme (see Section IV-B) versus even

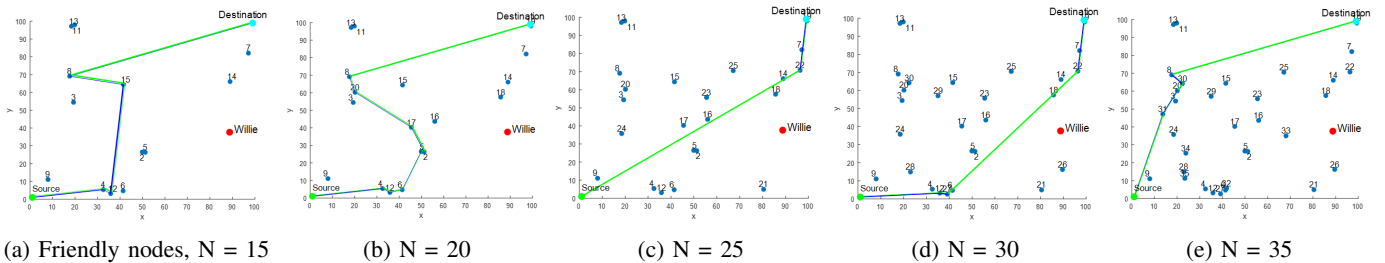


Fig. 1: Sample optimal path using Algorithm 1 (Het-Opt); a given link employs the optimal combination of Mode 1 (AWGN channel, marked with blue), and Mode 2 (fading channel, marked with green). The thickness of an edge corresponds to the power allocated to that mode for a given link.

well-designed alternatives such as Per-Link-DEP where the covertness constraint is split evenly across the links (see Section IV-C).

A. Simulation Set-up

The simulation setup consists of $N \in (10, 35)$ friendly nodes, placed uniformly at random in an area of 100×100 . Various path loss exponents will be considered below, but the path loss exponent is $\alpha = 2$ unless specified otherwise. The source is placed in one corner of the region at $[1, 1]$, and the destination is placed in the opposite corner at $[99, 99]$ to maximize the distance that the message must travel in the network and to guarantee that the adversary Willie is located somewhere between the source and destination. The adversary Willie's location is randomly selected for each iteration. The block length in our simulation is assumed to be $n = 500$. We use $\epsilon = 0.01$ as our covertness criterion, where ϵ represents the bound on the Kullback-Leibler (KL) divergence per Section III. A smaller ϵ value indicates a more stringent criterion for covertness, making it harder for an adversary to detect the communication. The covertness criterion per symbol is thus $\delta = \epsilon/n = 2 \times 10^{-5}$. These covertness settings are obviously very strict and will lead to the small capacities expected at this level of security and adversary capability; for this reason, we plot (5) in each case. Each plot is generated by averaging the results of 10^4 randomly generated networks.

Two modes are considered: Mode 1 (AWGN channel) and Mode 2 (fading channel). The channel statistics for the AWGN channel are $\sigma_{w,1}^2 = 1$, and $\sigma_{D_i,1}^2 \sim \mathcal{U}(1, 4)$, where $\sim \mathcal{U}(a, b)$ means the random variable is distributed uniformly between a and b ; this selection both provides the adversary Willie with an advantage and considers variations in receiver quality at the friendly nodes. Similarly, for the fading channel, the noise power is $\sigma_{w,2}^2 = 1$ and $\sigma_{D_i,2}^2 \sim \mathcal{U}(1, 4)$, and a standard normalized Rayleigh channel fading model is employed; that is, $g(S_i, D_i), 2 \sim \mathcal{CN}(0, 1)$ and $g(S_i, W), 2 \sim \mathcal{CN}(0, 1)$.

B. Single-link Results

Figure 2 shows the results for a single-link multi-mode system, where link configuration is performed for different scenarios. For Figure 2a, the destination node is placed randomly around the source at a given distance. As the distance

between the source and destination increases, the capacity decreases rapidly, regardless of Willie's location. This rapid decline in capacity is due to the attenuation of the covert wireless signals. Clearly, the transmission of covert signals over long distances is hindered without the utilization of multi-hop strategies, as considered in the next section. Figure 2b shows the capacity versus distance between the source and Willie.

In both scenarios shown in Figure 2, the multi-mode scheme exhibits a significant capacity gain compared to the individual utilization of Mode 1 (AWGN channel) or Mode 2 (fading channel). This highlights the efficacy of our proposed multi-mode approach, which configures a single link to harness the optimal characteristics of both modes. However, as will be observed in the next section, even larger gains are possible when the Het-Opt algorithm can exploit the degrees of freedom offered by optimal routing in addition to optimal link configuration.

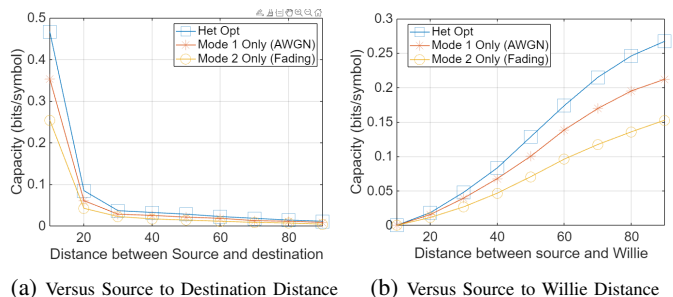


Fig. 2: Single-link capacity of the proposed optimal combination of modes (Het-Opt) and the capacity when employing either of the modes in isolation. Note that the gains of Het-Opt are significant here, but will be even further enhanced with the additional freedom (routing) of the multi-hop scenario.

C. Multi-hop Results

Figure 1 illustrates examples of paths chosen by Algorithm 1 (Het-Opt) for different numbers of friendly nodes. For example, Figure 1a shows the path from the source to the destination in the presence of 15 nodes, with the network capacity being 0.0778. Blue represents Mode 1 (AWGN channel), while green represents Mode 2 (fading channel). The thickness of the edges

indicates the proportion of power allocated to each mode on a given link. For example, in Figure 1a, the edge between node 8 and the destination is mostly green, indicating that more power is allocated to Mode 2 (fading channel). In contrast, the other edges are predominantly blue, indicating a higher use of Mode 1 (AWGN channel). In general, edges relatively close to Willie (the adversary) employed by Het-Opt tend to dedicate more power to Mode 2 (fading channel), while edges further away from Willie allocate more power to Mode 1 (AWGN channel). This can be explained, as follows: Mode 1 (AWGN channel) links whose sources are close to Willie are known to be poor and thus are avoided, whereas Mode 2 (fading channel) links close to Willie may be in a good or bad state, and Het-Opt will employ those links only if they are in a good state.

This pattern becomes more prominent in Figure 1c and Figure 1d, where the link between the source and node 22 and the link between node 12 and node 22 use predominantly Mode 2 (fading channel). As the optimal path in the presence of more friendly nodes changes, the capacity increases to 0.1174, 0.1994, 0.2107, and 0.3422 for Figure 1b through Figure 1e.

Figure 3 shows capacity versus the number of friendly nodes for the proposed Het-Opt scheme, Mode 1 (AWGN channel) only, Mode 2 (fading channel) only, and the Per-link-DEP algorithm (see Algorithm 2 in Section ??) developed for comparison. As the number of friendly nodes increases,

lacks adaptability when many options are available in dynamic wireless networks.

Figure 4 shows the capacity versus distance between the source and the adversary for various algorithms. Het-Opt outperforms the other algorithms significantly again, as expected. Whereas the capacity of Het-Opt initially increases as the adversary Willie moves away from the source, it eventually starts to decrease as the adversary nears the destination, hence forcing Het-Opt and Mode 1 (AWGN channel) only to use links that are near the adversary. While the performance of the Mode 2 (fading channel) only algorithm improves with increasing distance, it still greatly under-performs Het-Opt in all cases.

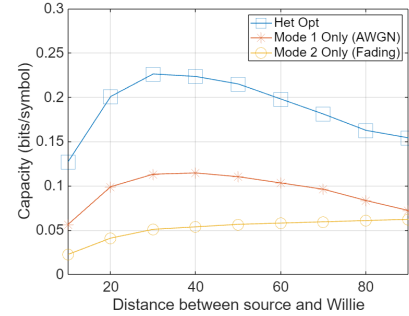


Fig. 4: Capacity versus distance between source and adversary for the proposed scheme (Het-Opt), Mode 1 (AWGN channel) only, and Mode 2 (fading channel) only.

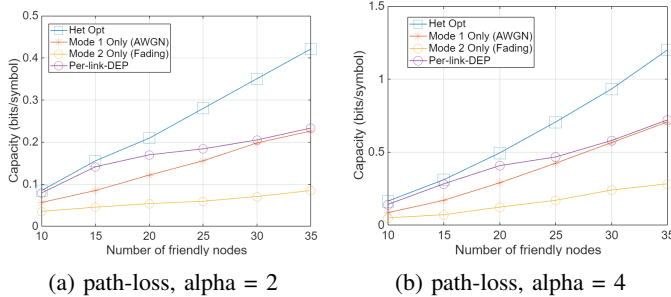


Fig. 3: Capacity for the proposed scheme (Het-Opt), Mode 1 (AWGN channel) only, Mode 2 (fading channel) only, and Per-link-DEP with the maximum number of hops set to 10.

the capacity for a given source to the destination increases regardless of Willie's location. The Het-Opt scheme outperforms the schemes that employ optimal routing and power assignment for a single mode, for varying path loss, as shown in Figure 3a and Figure 3b. As expected, the gains in the multi-hop scenario, where Het-Opt is able to exploit more degrees of freedom while performing optimal routing and multimode link configuration, are more significant than those in the single-hop case studied in the previous section. The performance of Per-link-DEP method is close to Het-Opt for small numbers of friendly nodes but, as the number of nodes increases, its performance decreases compared to Het-Opt and approaches that of Mode 1 (AWGN channel). This indicates that although the Per-link-DEP method is effective, it

Figure 5 shows the Het-Opt capacity for different values of path-loss, $\alpha = 2, 3, 4$. In most wireless scenarios, increasing the path loss would decrease the capacity, but here, in the case of covert communication, higher path loss also makes it more challenging for adversaries to detect the covert signal - especially when the routing algorithm is able to choose favorable routes that stay away from the adversary Willie (e.g., a listening tower or adversary unit from which we would like to avoid detection). This can allow the source to use higher power and hence a more complex modulation scheme to increase capacity without being detected.

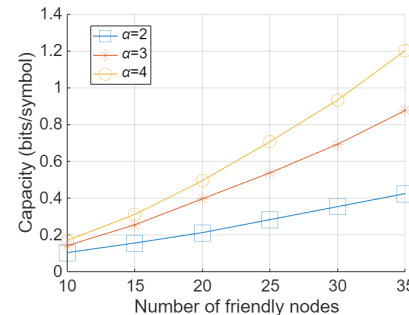
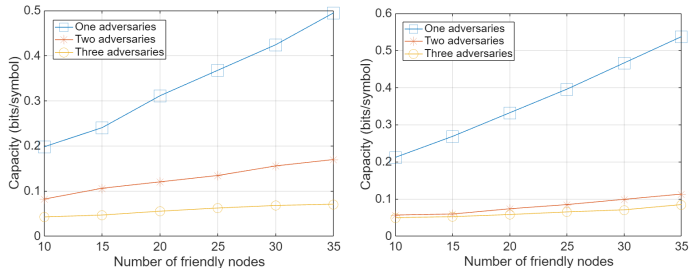
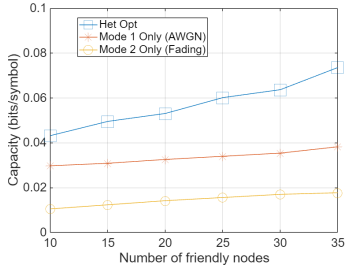


Fig. 5: Comparison of the capacity of Het-Opt for different values of the path loss exponent α .

Figure 6 shows the numerical results evaluating the performance of Algorithm 1 (Het-Opt) in the presence of mul-



(a) Performance of Algorithm 1 (Het Net) with randomly placed adversaries (b) Performance of Algorithm 1 (Het Net) with intelligently placed adversaries



(c) Comparison between different algorithms in the presence of three adversaries

Fig. 6: Capacity versus the number of friendly nodes for multiple adversaries

multiple adversaries. In Figure 6a, adversaries are placed randomly. However, in Figure 6b, the adversaries are placed “intelligently”, which means that the adversaries know each other’s locations, so a minimum distance constraint is applied in their separation. Not surprisingly, as the number of adversaries increases, the capacity for the end-to-end optimal route decreases even in the presence of a high number of friendly nodes, and a significant drop in capacity is observed when the adversaries are placed intelligently compared to the case of their random placement. Figure 6c shows the capacity in the presence of three randomly placed adversaries and demonstrates that the proposed Het-Opt scheme significantly outperforms single mode approaches even in the presence of more than one adversary. It can also be seen from the figure that, as the number of adversaries increases, the curve becomes flatter reflecting a reduced effect of more friendly nodes in the presence of more adversaries.

VII. CONCLUSION

We have considered optimal routing in wireless networks to maximize the capacity under an end-to-end covertness constraint when nodes potentially have multiple modalities available for transmission. An efficient polynomial-time routing algorithm has been derived that provides both the optimal multi-hop route from a source to the destination and the optimal configuration of nodes along that route. Numerical

results demonstrate that the proposed Het-Opt method, where multiple modes are used simultaneously in an optimal fashion, outperforms the use of single modes and a method motivated by previous work that allocates the end-to-end covertness constraint equally across links to readily allow for efficient routing. Moreover, the proposed (het-Opt) scheme is effective in the presence of multiple adversaries in finding the optimal capacity route.

APPENDIX A: OPTIMIZATION IN THE PRESENCE OF MULTIPLE ADVERSARIES

In this appendix, we extend the optimization to the case of multiple adversaries (Willies). Consider first the optimization on a single link. The problem becomes:

$$\max_{P_{S_i,1}, P_{S_i,2}, \dots, P_{S_i,M}} \sum_{m=1}^M \frac{g_{(S_i, D_i), m}^2 P_{S_i, m}}{2\sigma_{D_i, m}^2 d_{S_i, D_i}^\alpha}$$

such that

$$\sum_{m=1}^M \left(\sum_{k=1}^{N_w} \frac{g_{(S_i, W_k), m}^2 P_{S_i, m}}{\sigma_{W_k, m}^2 d_{S_i, W_k}^\alpha} \right)^2 \leq \delta_i$$

Define the Lagrangian:

$$\mathcal{L}((P_{S_i,1}, P_{S_i,2}, \dots, P_{S_i,M}), \lambda) = \sum_{m=1}^M \frac{g_{(S_i, D_i), m}^2 P_{S_i, m}}{2\sigma_{D_i, m}^2 d_{S_i, D_i}^\alpha} + \lambda \left(\delta_i - \sum_{m=1}^M \left(\sum_{k=1}^{N_w} \frac{g_{(S_i, W_k), m}^2 P_{S_i, m}}{\sigma_{W_k, m}^2 d_{S_i, W_k}^\alpha} \right)^2 \right)$$

Taking the partial derivatives with respect to $P_{S_i,1}, P_{S_i,2}, \dots, P_{S_i,M}$ and setting equal to zero yields the necessary conditions ($j = 1, 2, \dots, M$):

$$P_{S_i, j} = \frac{g_{(S_i, D_i), j}^2}{4\lambda \sigma_{D_i, j}^2 d_{S_i, D_i}^\alpha \left(\sum_{k=1}^{N_w} \frac{g_{(S_i, W_k), j}^2}{\sigma_{W_k, j}^2 d_{S_i, W_k}^\alpha} \right)^2}$$

Substituting into the constraint equation results in:

$$\sum_{m=1}^M \frac{\left(\sum_{k=1}^{N_w} \frac{g_{(S_i, W_k), m}^2}{\sigma_{W_k, m}^2 d_{S_i, W_k}^\alpha} \right)^2 g_{(S_i, D_i), m}^4}{16\lambda^2 \sigma_{D_i, m}^4 d_{S_i, D_i}^{2\alpha} \left(\sum_{k=1}^{N_w} \frac{g_{(S_i, W_k), m}^2}{\sigma_{W_k, m}^2 d_{S_i, W_k}^\alpha} \right)^4} = \delta_i$$

Solving for λ yields:

$$\lambda = \frac{1}{4\sqrt{\delta_i}} \sqrt{\sum_{m=1}^M \frac{g_{(S_i, D_i), m}^4}{\sigma_{D_i, m}^4 d_{S_i, D_i}^{2\alpha} \left(\sum_{k=1}^{N_w} \frac{g_{(S_i, W_k), m}^2}{\sigma_{W_k, m}^2 d_{S_i, W_k}^\alpha} \right)^2}}$$

As in the case of a single Willie, everything inside the large square root is readily available from the link parameters; hence, define

$$\Gamma_i^{(N_w)} = \sum_{m=1}^M \frac{g_{(S_i, D_i), m}^4}{\sigma_{D_i, m}^4 d_{S_i, D_i}^{2\alpha} \left(\sum_{k=1}^{N_w} \frac{g_{(S_i, W_k), m}^2}{\sigma_{W_k, m}^2 d_{S_i, W_k}^\alpha} \right)^2}$$

Then, $\lambda = \frac{1}{4} \sqrt{\frac{\Gamma_i^{(N_w)}}{\delta_i}}$ and

$$P_{S_i,j} = \sqrt{\frac{\delta_i}{\Gamma_i^{(N_w)}}} \frac{g^2(S_i, D_i), j}{\sigma_{D_i,j}^2 d_{S_i, D_i}^\alpha \left(\sum_{k=1}^{N_w} \frac{g^2(S_i, W_k), j}{\sigma_{W_k,j}^2 d_{S_i, W_k}^\alpha} \right)^2}$$

The rest of the routing optimization follows identically to the case of a single Willie, with Γ_i replaced with $\Gamma_i^{(N_w)}$ throughout.

REFERENCES

- [1] J. Kong, F. Dagefu, and T. Moore, "Covert routing in heterogeneous networks," *submitted to the IEEE Transactions on Information Forensics and Security*, 2023.
- [2] J. Kong, F. T. Dagefu, J. Choi, P. Spasojevic, and C. Koumpouzi, "Covert communications in low-vhf/microwave heterogeneous networks," in *2022 IEEE Wireless Communications and Networking Conference (WCNC)*, 2022, pp. 1970–1975.
- [3] A. D. Wyner, "The wire-tap channel," *The Bell System Technical Journal*, vol. 54, no. 8, pp. 1355–1387, 1975.
- [4] B. A. Bash, D. Goeckel, and D. Towsley, "Limits of reliable communication with low probability of detection on awgn channels," *IEEE journal on selected areas in communications*, vol. 31, no. 9, pp. 1921–1930, 2013.
- [5] A. Sheikholeslami, M. Ghaderi, D. Towsley, B. A. Bash, S. Guha, and D. Goeckel, "Multi-hop routing in covert wireless networks," *IEEE Transactions on Wireless Communications*, vol. 17, no. 6, pp. 3656–3669, 2018.
- [6] J. Kong, T. Moore, and F. Dagefu, "Decentralized covert routing in heterogeneous networks using reinforcement learning," *submitted to the IEEE Wireless Communication Letters*, 2023.
- [7] B. Kim, J. Kong, T. Moore, and F. Dagefu, "Reinforcement learning based covert routing with node failure resiliency for heterogeneous networks," *submitted to the ACM Conference on Security and Privacy in Wireless and Mobile Networks (WiSec)*, 2024.
- [8] J. Hojlo, "Future of industry ecosystems: Shared data and insights," *IDC Ind. Rep.*, 2021.
- [9] L. Feng, Z. Yang, Y. Yang, X. Que, and K. Zhang, "Smart mode selection using online reinforcement learning for vr broadband broadcasting in d2d assisted 5g hetnets," *IEEE Transactions on Broadcasting*, vol. 66, no. 2, pp. 600–611, 2020.
- [10] A. A. Algedir and H. H. Refai, "Energy efficiency optimization and dynamic mode selection algorithms for d2d communication under hetnet in downlink reuse," *Ieee Access*, vol. 8, pp. 95 251–95 265, 2020.
- [11] R. Sultan, L. Song, K. G. Seddik, Y. Li, and Z. Han, "Mode selection, user pairing, subcarrier allocation and power control in full-duplex ofdma hetnets," in *2015 IEEE International Conference on Communication Workshop (ICCW)*. IEEE, 2015, pp. 210–215.
- [12] Y. Xu, G. Gui, H. Gacanin, and F. Adachi, "A survey on resource allocation for 5g heterogeneous networks: Current research, future trends, and challenges," *IEEE Communications Surveys & Tutorials*, vol. 23, no. 2, pp. 668–695, 2021.
- [13] R. Amiri, H. Mehrpouyan, L. Fridman, R. K. Mallik, A. Nallanathan, and D. Matolak, "A machine learning approach for power allocation in hetnets considering qos," in *2018 IEEE international conference on communications (ICC)*. IEEE, 2018, pp. 1–7.
- [14] R. Q. Hu, Y. Qian, S. Kota, and G. Giambene, "Hetnets-a new paradigm for increasing cellular capacity and coverage [guest editorial]," *IEEE Wireless Communications*, vol. 18, no. 3, pp. 8–9, 2011.
- [15] H. Mehrpouyan, M. Matthaiou, R. Wang, G. K. Karagiannidis, and Y. Hua, "Hybrid millimeter-wave systems: A novel paradigm for hetnets," *IEEE Communications Magazine*, vol. 53, no. 1, pp. 216–221, 2015.
- [16] T. Lv, H. Gao, and S. Yang, "Secrecy transmit beamforming for heterogeneous networks," *IEEE Journal on Selected Areas in Communications*, vol. 33, no. 6, pp. 1154–1170, 2015.
- [17] H. Wu, X. Tao, N. Li, and J. Xu, "Secrecy outage probability in multi-rat heterogeneous networks," *IEEE Communications Letters*, vol. 20, no. 1, pp. 53–56, 2015.
- [18] Y. Wu, A. Khisti, C. Xiao, G. Caire, K.-K. Wong, and X. Gao, "A survey of physical layer security techniques for 5g wireless networks and challenges ahead," *IEEE Journal on Selected Areas in Communications*, vol. 36, no. 4, pp. 679–695, 2018.
- [19] M. Xu, X. Tao, F. Yang, and H. Wu, "Enhancing secured coverage with comp transmission in heterogeneous cellular networks," *IEEE Communications Letters*, vol. 20, no. 11, pp. 2272–2275, 2016.
- [20] H.-M. Wang, T.-X. Zheng, J. Yuan, D. Towsley, and M. H. Lee, "Physical layer security in heterogeneous cellular networks," *IEEE Transactions on Communications*, vol. 64, no. 3, pp. 1204–1219, 2016.
- [21] H.-M. Wang, Y. Zhang, D. W. K. Ng, and M. H. Lee, "Secure routing with power optimization for ad-hoc networks," *IEEE Transactions on Communications*, vol. 66, no. 10, pp. 4666–4679, 2018.
- [22] Y. Liu, H.-H. Chen, and L. Wang, "Physical layer security for next generation wireless networks: Theories, technologies, and challenges," *IEEE Communications Surveys & Tutorials*, vol. 19, no. 1, pp. 347–376, 2016.
- [23] L. Xu, H. Xing, A. Nallanathan, Y. Yang, and T. Chai, "Security-aware cross-layer resource allocation for heterogeneous wireless networks," *IEEE Transactions on communications*, vol. 67, no. 2, pp. 1388–1399, 2018.
- [24] B. A. Bash, D. Goeckel, and D. Towsley, "Square root law for communication with low probability of detection on awgn channels," in *2012 IEEE International Symposium on Information Theory Proceedings*. IEEE, 2012, pp. 448–452.
- [25] P. H. Che, M. Bakshi, and S. Jaggi, "Reliable deniable communication: Hiding messages in noise," in *Proc. IEEE Int. Symp. on Inform. Theory*, July 2013, pp. 2945–2949.
- [26] L. Wang, G. Wornell, and L. Zheng, "Limits of low-probability-of-detection communication over a discrete memoryless channel," in *Proc. IEEE Int. Symp. on Inform. Theory*, June 2015, pp. 2525–2529.
- [27] L. Wang, G. W. Wornell, and L. Zheng, "Fundamental limits of communication with low probability of detection," *IEEE Transactions on Information Theory*, vol. 62, no. 6, pp. 3493–3503, 2016.
- [28] M. Bloch, "A channel resolvability perspective on stealth communications," in *Proc. IEEE Int. Symp. on Inform. Theory*, June 2015, pp. 2535–2539, arXiv:1503.08778 [cs.IT].
- [29] M. R. Bloch, "Covert communication over noisy channels: A resolvability perspective," *IEEE Trans. Inf. Theory*, vol. 62, no. 5, pp. 2334–2354, May 2016.
- [30] S. Lee and R. J. Baxley, "Achieving positive rate with undetectable communication over awgn and rayleigh channels," in *2014 IEEE International Conference on Communications (ICC)*. IEEE, 2014, pp. 780–785.
- [31] S. Lee, R. J. Baxley, M. A. Weitnauer, and B. Walkenhorst, "Achieving undetectable communication," *IEEE Journal of Selected Topics in Signal Processing*, vol. 9, no. 7, pp. 1195–1205, 2015.
- [32] T. V. Sobers, B. A. Bash, S. Guha, D. Towsley, and D. Goeckel, "Covert communication in the presence of an uninformed jammer," *IEEE Transactions on Wireless Communications*, vol. 16, no. 9, pp. 6193–6206, 2017.
- [33] K. S. K. Arumugam and M. R. Bloch, "Covert communication over a k-user multiple-access channel," *IEEE Transactions on Information Theory*, vol. 65, no. 11, pp. 7020–7044, 2019.
- [34] B. A. Bash, D. Goeckel, D. Towsley, and S. Guha, "Hiding information in noise: fundamental limits of covert wireless communication," *IEEE Communications Magazine*, vol. 53, no. 12, pp. 26–31, 2015.
- [35] S. Yan, X. Zhou, J. Hu, and S. V. Hanly, "Low probability of detection communication: Opportunities and challenges," *IEEE Wireless Communications*, vol. 26, no. 5, pp. 19–25, 2019.
- [36] X. Chen, J. An, Z. Xiong, C. Xing, N. Zhao, F. R. Yu, and A. Nallanathan, "Covert communications: A comprehensive survey," *IEEE Communications Surveys & Tutorials*, vol. 25, no. 2, pp. 1173–1198, 2023.
- [37] M. Dehghan, M. Ghaderi, and D. Goeckel, "Minimum-energy cooperative routing in wireless networks with channel variations," *IEEE Transactions on Wireless Communications*, vol. 10, no. 11, pp. 3813–3823, 2011.
- [38] M. Ghaderi, D. Goeckel, A. Orda, and M. Dehghan, "Minimum energy routing and jamming to thwart wireless network eavesdroppers," *IEEE Transactions on Mobile Computing*, vol. 14, no. 7, pp. 1433–1448, 2014.
- [39] H.-M. Wang, Y. Zhang, X. Zhang, and Z. Li, "Secrecy and covert communications against uav surveillance via multi-hop networks," *IEEE Transactions on Communications*, vol. 68, no. 1, pp. 389–401, 2019.

- [40] R. Ma, W. Yang, L. Tao, X. Lu, Z. Xiang, and J. Liu, "Covert communications with randomly distributed wardens in the finite blocklength regime," *IEEE Transactions on Vehicular Technology*, vol. 71, no. 1, pp. 533–544, 2021.
- [41] T.-X. Zheng, Z. Yang, C. Wang, Z. Li, J. Yuan, and X. Guan, "Wireless covert communications aided by distributed cooperative jamming over slow fading channels," *IEEE Transactions on Wireless Communications*, vol. 20, no. 11, pp. 7026–7039, 2021.
- [42] H.-S. Im and S.-H. Lee, "Mobility-assisted covert communication over wireless ad hoc networks," *IEEE Transactions on Information Forensics and Security*, vol. 16, pp. 1768–1781, 2020.
- [43] B. Yang, T. Taleb, Y. Fan, and S. Shen, "Mode selection and cooperative jamming for covert communication in d2d underlaid uav networks," *IEEE Network*, vol. 35, no. 2, pp. 104–111, 2021.
- [44] J. Kong, F. T. Dagefu, and T. J. Moore, "Covert routing in heterogeneous networks," *IEEE Transactions on Information Forensics and Security*, 2024.
- [45] T. M. Cover and J. A. Thomas, *Elements of information theory*. John Wiley & Sons, 1999.
- [46] S. Kullback, *Information Theory and Statistics*. John Wiley & Sons, 1959.
- [47] E. W. Dijkstra, "A note on two problems in connexion with graphs," *Numerische Mathematik*, vol. 1, no. 1, pp. 269–271, 1959.