

Search for baryogenesis and dark matter in $B^+ \rightarrow \Lambda_c^+ + \text{invisible decays}$

J. P. Lees, V. Poireau, V. Tisserand, E. Grauges, A. Palano, G. Eigen, D. N. Brown, Yu. G. Kolomensky, M. Fritsch, H. Koch,* R. Cheaib, C. Hearty, T. S. Mattison, J. A. McKenna, R. Y. So, V. E. Blinov, A. R. Buzykaev, V. P. Druzhinin, E. A. Kozyrev, E. A. Kravchenko, S. I. Serednyakov, Yu. I. Skovpen, E. P. Solodov, K. Yu. Todyshev, A. J. Lankford, B. Dey, J. W. Gary, O. Long, A. M. Eisner, W. S. Lockman, W. Panduro Vazquez, D. S. Chao, C. H. Cheng, B. Echenard, K. T. Flood, D. G. Hitlin, Y. Li, D. X. Lin, S. Middleton, T. S. Miyashita, P. Ongmongkolkul, J. Oyang, F. C. Porter, M. Röhrken, B. T. Meadows, M. D. Sokoloff, J. G. Smith, S. R. Wagner, D. Bernard, M. Verderi, D. Bettoni, C. Bozzi, R. Calabrese, G. Cibinetto, E. Fioravanti, I. Garzia, E. Luppi, V. Santoro, A. Calcaterra, R. de Sangro, G. Finocchiaro, S. Martellotti, P. Patteri, I. M. Peruzzi, M. Piccolo, M. Rotondo, A. Zallo, S. Passaggio, C. Patrignani, B. J. Shuve, H. M. Lacker, B. Bhuyan, U. Mallik,* C. Chen, J. Cochran, S. Prell, A. V. Gritsan, N. Arnaud, M. Davier, F. Le Diberder, A. M. Lutz, G. Wormser, D. J. Lange, D. M. Wright, J. P. Coleman, D. E. Hutchcroft, D. J. Payne, C. Touramanis, A. J. Bevan, M. Bona, F. Di Lodovico, G. Cowan, Sw. Banerjee, D. N. Brown, C. L. Davis, A. G. Denig, W. Gradl, K. Griessinger, A. Hafner, K. R. Schubert, R. J. Barlow, G. D. Lafferty, R. Cenci, A. Jawahery, D. A. Roberts, R. Cowan, S. H. Robertson, R. M. Seddon, N. Neri, F. Palombo,* L. Cremaldi, R. Godang, D. J. Summers,* G. De Nardo, C. Sciacca, C. P. Jessop, J. M. LoSecco, K. Honscheid, A. Gaz, M. Margoni, G. Simi, F. Simonetto, R. Stroili, S. Akar, E. Ben-Haim, M. Bomben, G. R. Bonneaud, G. Calderini, J. Chauveau, G. Marchiori, J. Ocariz, M. Biasini, E. Manoni, A. Rossi, G. Batignani, S. Bettarini, M. Carpinelli, G. Casarosa, M. Chrzaszcz, F. Forti, M. A. Giorgi, A. Lusiani, B. Oberhof, E. Paoloni, M. Rama, G. Rizzo, J. J. Walsh, L. Zani, A. J. S. Smith, F. Anulli, R. Faccini, F. Ferrarotto, F. Ferroni, A. Pilloni, C. Büniger, S. Dittrich, O. Grünberg, T. Leddig, C. Voß, R. Waldi, T. Adye, F. F. Wilson, S. Emery, G. Vasseur, D. Aston, C. Cartaro, M. R. Convery, W. Dunwoodie,* M. Ebert, R. C. Field, B. G. Fulsom, M. T. Graham, C. Hast, P. Kim, S. Luitz, D. B. MacFarlane, D. R. Muller, H. Neal, B. N. Ratcliff, A. Roodman, M. K. Sullivan, J. Va'vra, W. J. Wisniewski, M. V. Purohit, J. R. Wilson, S. J. Sekula, H. Ahmed, N. Tasneem, M. Bellis, P. R. Burchat, E. M. T. Puccio, J. A. Ernst, R. Gorodeisky, N. Guttman, D. R. Peimer, A. Soffer, S. M. Spanier, J. L. Ritchie, J. M. Izen, X. C. Lou, F. Bianchi, F. De Mori, A. Filippi, L. Lanceri, L. Vitale, F. Martinez-Vidal, A. Oyanguren, J. Albert, A. Beaulieu, F. U. Bernlochner, G. J. King, R. Kowalewski, T. Lueck, C. Miller, I. M. Nugent, J. M. Roney, R. J. Sobie, T. J. Gershon, P. F. Harrison, T. E. Latham, and S. L. Wu

(The *BABAR* Collaboration)

A mechanism of baryogenesis and dark matter production via B meson oscillations and decays has recently been proposed to explain the observed dark matter abundance and matter-antimatter asymmetry in the universe. This mechanism introduces a low-mass dark sector particle (ψ_D) with a nonzero baryonic charge. We present a search for this new state in $B^+ \rightarrow \Lambda_c^+ \psi_D$ decays using data collected at the $\Upsilon(4S)$ resonance by the *BABAR* detector at SLAC, corresponding to an integrated luminosity of 431.0 fb^{-1} . The search leverages the full reconstruction of the B^- meson in $\Upsilon(4S) \rightarrow B^+B^-$ decays, accompanied by the reconstruction of a Λ_c^+ , to infer the presence of ψ_D . No significant signal is observed, and limits on the $B^+ \rightarrow \Lambda_c^+ \psi_D$ branching fraction are set at the level of 1.6×10^{-4} at 90% confidence level for $0.94 < m_{\psi_D} < 2.99 \text{ GeV}$. These results set strong constraints on the parameter space allowed by B -meson baryogenesis.

PACS numbers: 13.25.Hw, 14.40.Nd, 14.65.Fy

The nature of dark matter (DM) and the baryon asymmetry of the universe (BAU) are among the deepest

mysteries of modern physics. Recently, the B mesogenesis mechanism has been proposed to simultaneously

generate the DM abundance and BAU [1, 2]. This scenario postulates the existence of a dark sector particle with a nonzero baryonic charge, ψ_D , and a heavy colored scalar Y mediating quark-DM interactions. Out-of-thermal-equilibrium production of $b\bar{b}$ pairs, followed by CP -violating $B^0\bar{B}^0$ oscillations and subsequent decay into a baryon and dark sector antibaryon (with any number of additional mesons), results in a net conservation of baryon number, but with the observed BAU balanced by an equivalent dark matter antibaryon asymmetry.

According to the B mesogenesis mechanism, the BAU depends on the electric charge asymmetry in semileptonic B meson decays and the total $B \rightarrow \mathcal{B}\mathcal{M}\psi_D$ branching fraction, where \mathcal{B} denotes any type of baryon and \mathcal{M} any number of additional mesons. Current bounds on the semileptonic asymmetries require a branching fraction $\text{BF}(B \rightarrow \mathcal{B}\mathcal{M}\psi_D) \gtrsim 10^{-4}$ for successful B mesogenesis [1]. The type of baryon depends on the operator mediating the quark-DM interaction, and several final states must be investigated to fully test this mechanism. Constraints on exclusive $B \rightarrow \mathcal{B}\psi_D$ decays are derived using phase-space arguments [2] or QCD light cone sum rules calculations [3] for the lightest baryons. In the case of $B \rightarrow \Lambda_c^+ \psi_D$, the ratio of exclusive-to-inclusive decays varies between 10% and 100%, depending on the ψ_D mass. Additionally, proton and DM stability require $0.94 \text{ GeV} < m_{\psi_D} < (m_B - m_{\mathcal{B}})$. A similar process involving charged B^\pm mesons has also been proposed [4], which could be partially constrained with the reaction studied hereafter.

Previous experimental searches by *BABAR* and *Belle* have placed limits on the decay $B^0 \rightarrow \Lambda \psi_D$ [5, 6], and a recent measurement by *BABAR* set bounds on $B^+ \rightarrow p \psi_D$ [7]. These results constrain operators \mathcal{O}_{us} and \mathcal{O}_{ud} describing $b \rightarrow \psi_D us$ and $b \rightarrow \psi_D ud$ effective interactions, respectively [1, 2]. The decay under study in this work, $B^+ \rightarrow \Lambda_c^+ \psi_D$, probes an effective operator \mathcal{O}_{cd} describing $b \rightarrow \psi_D cd$ transitions, as shown in Fig. 1. At present, only indirect constraints on the branching fraction of this final state have been derived at the level of 6×10^{-4} at 90% confidence level (CL) [2]. Signature of B mesogenesis could also be explored at the LHC experiments [2, 8, 9] and at large volume neutrino experiments [10].

We present herein a search for the decay $B^+ \rightarrow \Lambda_c^+ \psi_D$ [11] based on the full *BABAR* data set collected at the $\Upsilon(4S)$ resonance. Because the final state includes missing energy from the undetected ψ_D , we uti-

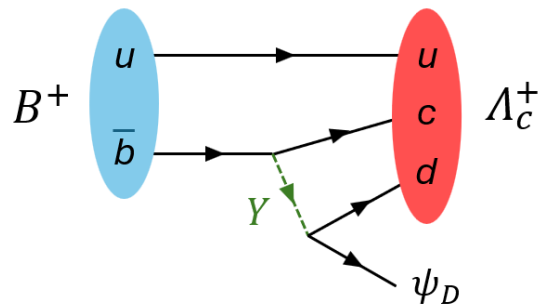


FIG. 1. Diagram of the decay of a B meson into a Λ_c^+ and a dark sector antibaryon ψ_D . The quark-DM interaction is mediated by a heavy scalar mediator Y .

lize a technique in which the accompanying B^- meson, referred to as B_{tag} , is exclusively reconstructed in one of many hadronic decay modes. The remainder of the event, referred to as the B_{sig} , is then examined for evidence of a signal decay, in the form of a reconstructed Λ_c^+ ($\rightarrow pK^-\pi^+$), accompanied by missing energy consistent with a ψ_D candidate of mass m_{ψ_D} .

The *BABAR* detector operated at the PEP-II asymmetric e^+e^- storage rings at SLAC between 1999 and 2008. The apparatus consists of concentric layers of detector subsystems arranged in a cylindrical geometry around the e^+e^- interaction point. It is described in detail in Refs [12, 13]. Charged particle tracks are reconstructed using a five-layer double-sided silicon vertex tracker and a multiwire drift chamber with 40 radial layers. Momenta are determined based on track curvature measured with the tracking system within the uniform 1.5 T magnetic field of a superconducting solenoid oriented parallel to the collision axis. Protons, kaons, and pions are distinguished based on specific energy loss, dE/dx , in the tracking detectors, and measurements of Cherenkov photons emitted in an internally reflecting ring-imaging detector. Electromagnetic showers from photons and electrons are reconstructed in a CsI(Tl) electromagnetic calorimeter (EMC), consisting of a barrel region and a forward endcap, situated inside of the solenoid. Muons are identified based on their interactions in an instrumented magnetic flux return located outside of the solenoid. These measurements are combined to provide standardized particle identification (PID) selectors for various efficiencies and misidentification levels for common charged particle species: e, μ, π, K, p .

The analysis is based on the full *BABAR* data set corresponding to a total integrated luminosity of

431.0 fb⁻¹ [14], but about 5% of the data sample is used to optimize the analysis and is subsequently discarded. The remaining data (398.5 fb⁻¹) were not examined until the analysis procedure had been finalized.

Signal Monte Carlo (MC) data sets for $B^+ \rightarrow \Lambda_c^+ \psi_D$ decays with subsequent $\Lambda_c^+ \rightarrow pK^-\pi^+$ decays are generated with EvtGen [15] based on a phase space model. Distinct MC samples are produced for ψ_D masses of 1.0, 1.5, 2.0, 2.3, 2.5, 2.7, and 2.9 GeV [16]. Backgrounds are studied using large samples of generic MC events equivalent to approximately 4–7 times the data luminosity. Samples of B^+B^- and $B^0\bar{B}^0$ events are generated using EvtGen, while $c\bar{c}$ and $q\bar{q}$ ($q = u, d, s$) are simulated using JETSET [17]. As the tau-pair background, simulated using KK [18], is found to be negligible, its contribution was not included in the analysis. PHOTOS [19] is used to generate final-state radiation. Detector response is simulated using GEANT4 [20].

The B_{tag} identification utilizes the hadronic B reconstruction methodology described in [21]. The B_{tag} candidates are reconstructed in $B \rightarrow SX$ by combining a “seed” (S) of $D^{(*)0}$, $D^{(*)\pm}$, $D_s^{(*)\pm}$ or J/ψ , with a hadronic system X comprised of up to five charged or neutral kaons or pions, with a total charge of ± 1 or 0. The D meson seeds are reconstructed via: $D^+ \rightarrow K_S^0\pi^+$, $K_S^0\pi^+\pi^0$, $K_S^0\pi^+\pi^-\pi^+$, $K^-\pi^+\pi^+$, $K^-\pi^+\pi^+\pi^0$, $K^+K^-\pi^+$, $K^+K^-\pi^+\pi^0$; $D^0 \rightarrow K^-\pi^+$, $K^-\pi^+\pi^0$, $K^-\pi^+\pi^-\pi^+$, $K_S^0\pi^+\pi^-$, $K_S^0\pi^+\pi^-\pi^0$, K^+K^- , $\pi^+\pi^-$, $\pi^+\pi^-\pi^0$, $K_S^0\pi^0$; $D^{*+} \rightarrow D^0\pi^+$, $D^+\pi^0$; $D^{*0} \rightarrow D^0\pi^0$, $D^0\gamma$; $D_s^{*+} \rightarrow D_s^+\gamma$; $D_s^+ \rightarrow \phi\pi^+$, and $K_S^0K^+$. The J/ψ seeds are reconstructed via $J/\psi \rightarrow e^+e^-$ and $\mu^+\mu^-$. Light neutral mesons are reconstructed as $\pi^0 \rightarrow \gamma\gamma$, $K_S^0 \rightarrow \pi^+\pi^-$, and $\phi \rightarrow K^+K^-$. Seed candidates and any intermediate states are required to lie within a mass window around the expected particle mass. A fit including vertex and particle mass constraints to the seed and its daughters is performed.

Correct combinations of S and X are then determined by requiring that the resulting B_{tag} candidate be consistent with B meson kinematics based on the two variables $m_{\text{ES}} \equiv \sqrt{(E_{\text{CM}}^*/2)^2 - \vec{p}_{B_{\text{tag}}}^{*2}}$ and $\Delta E \equiv E_{B_{\text{tag}}}^* - E_{\text{CM}}^*/2$, where $E_{\text{CM}}^*/2$ is the center-of-mass frame beam energy, and $E_{B_{\text{tag}}}^*$ and $\vec{p}_{B_{\text{tag}}}^*$ are the energy and three-momentum vector of the reconstructed B_{tag} candidate in the center-of-mass frame, respectively. Correctly reconstructed B_{tag} candidates have ΔE close to zero and m_{ES} consistent with the nominal B meson mass. Candidates are initially retained if $|\Delta E| < 0.12$ GeV and

$m_{\text{ES}} > 5.2$ GeV. The latter requirement retains a side-band region below the B mass for studies of combinatorial backgrounds. If more than one B_{tag} candidate is reconstructed in an event, the candidate in the highest-purity decay mode is retained, where the purity is defined as the ratio of correctly reconstructed B_{tag} candidates to total reconstructed candidates. If the purities of the two candidates are equal, then the one with the lowest $|\Delta E|$ is retained.

Once a single B_{tag} candidate has been selected, all remaining detector activity in the event is attributed to the B_{sig} . Additional selection criteria are then applied in order to identify signal candidates, based on the B_{tag} , B_{sig} , and the overall event properties. Only events possessing a charged B_{tag} (i.e., B^-) along with exactly three high-quality charged tracks are selected, requiring that the total event charge be zero. High-quality tracks are defined as tracks having at least 12 hits in the drift chamber and a distance of closest approach to the interaction point less than 1.5 cm (2.5 cm) in the plane transverse (parallel) to the beam axis. Up to one additional low-quality charged track is permitted, usually arising from interactions with the detector material or reconstruction artifacts (its charge is not counted towards the total event charge). The Λ_c^+ candidate is reconstructed by combining the three high-quality charged tracks, one of which is required to satisfy loose PID criteria for a proton, and another one for a kaon. No PID requirements are imposed on the third track, assumed to be a π^+ . A fit to the Λ_c^+ candidate is performed, including vertex constraints and appropriate mass hypotheses for the tracks, and a loose χ^2 constraint is imposed to ensure convergence of the fit. Multiple Λ_c^+ candidates (from particle misidentification) are reconstructed in less than 1% of the events. In such cases, all candidates are considered.

In addition to the reconstructed B_{tag} and Λ_c^+ , both signal and background events typically contain additional detector activity in the form of reconstructed energy clusters in the EMC. For signal events, these can arise due to accelerator beam backgrounds, bremsstrahlung, and reconstruction artifacts. For background events they can also arise from π^0 decay daughters or other primary-interaction decay products. Consequently, the energy, multiplicity, and other properties of these additional clusters can be used to differentiate between signal and background events. Clusters are considered to be photon candidates if their reconstructed energies exceed 25 MeV. Neutral pion candidates are obtained by combining pairs

of photons having an invariant mass $m_{\gamma\gamma}$ within 15 MeV of the nominal π^0 mass.

At this stage of the selection, the background is dominated by continuum $e^+e^- \rightarrow q\bar{q}$ ($q = u, d, s, c$) events, as well as by $B\bar{B}$ events with an incorrectly reconstructed B_{tag} . The generic MC samples are known to overestimate the B_{tag} yield for both correctly reconstructed B_{tag} events and combinatorial backgrounds [22–24]. This discrepancy arises from a combination of mismodeled branching fractions in the simulation, and multiple small discrepancies in charged and neutral particle reconstruction efficiencies compared with data. The observed discrepancy depends on the specific B_{tag} selection requirements that are imposed, and on which B_{tag} decay modes are retained. Correction factors $f_{B\bar{B}} = 0.86 \pm 0.04$ and $f_{q\bar{q}} = 0.86 \pm 0.02$ are obtained for $B\bar{B}$ and continuum backgrounds, respectively, by simultaneously fitting several variables describing the global event shape and the B_{tag} meson.

Good agreement between data and MC is observed in all selection variables after the application of these correction factors. The uncertainty in the $B\bar{B}$ correction factor is propagated as a systematic uncertainty in the signal efficiency. Figures 2 and 3 show the distribution of m_{ES} and $m_{pK\pi}$ for data and MC events after applying the correction factors. No obvious peaking structure is visible at the B mass, but a clear Λ_c^+ peak is evident in data for the sideband region $m_{ES} < 5.27$ GeV, which is not properly modeled in the background MC. Comparison of this peak in data to the signal MC provides a validation of the Λ_c^+ modeling in the signal MC, with the mass resolution and peak position found to be consistent within statistical uncertainties. This mismodeled continuum Λ_c^+ component is highly suppressed by the subsequent signal selection and has a negligible impact on the final results.

To further reduce backgrounds, a second stage of signal selection is imposed, based on a multivariate classifier utilizing a boosted decision tree (BDT). The BDT inputs comprise global event-shape variables, measures of the B_{tag} and Λ_c^+ reconstruction quality, and quantities related to the event missing energy and additional neutral clusters. The 14 input variables are described in Table I. They are only weakly correlated, with the exception of the purity and integrated purity variables. The BDT is trained on signal MC samples, with ψ_D masses spanning the range $1.0 < m_{\psi_D} < 2.9$ GeV, and background MC samples. A clear separation is obtained between signal

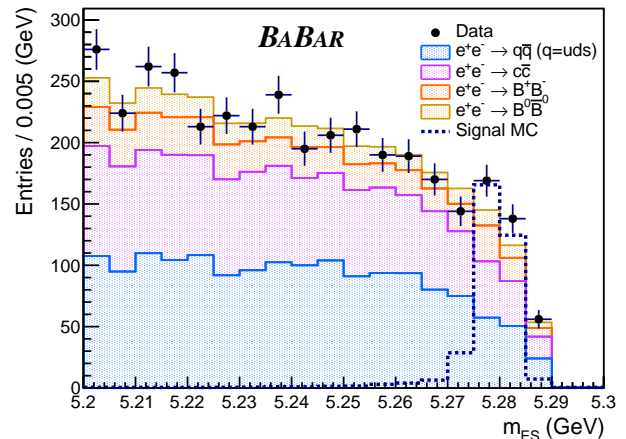


FIG. 2. The distribution of the B -tag energy-substituted mass (m_{ES}) for the data (black circles), together with the various background MC samples (stacked histograms). The signal MC (dashed line) is shown for $m_{\psi_D} = 2.0$ GeV with arbitrary scaling. The uncertainties are purely statistical.

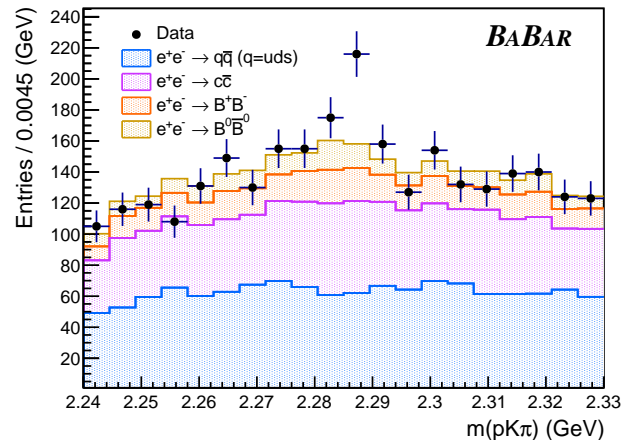


FIG. 3. The distribution of the $pK\pi$ mass ($m_{pK\pi}$) for the data (black circles) for the sideband region $m_{ES} < 5.27$ GeV together with the various background MC samples (stacked histograms). The uncertainties are purely statistical.

and background events, as shown in Fig 4.

The BDT selection is optimized globally, rather than for an individual m_{ψ_D} mass hypothesis, using a figure of merit (FOM) similar to the Punzi FOM [26]. The result is a single requirement on the BDT score greater than 0.99. This criterion is found to be almost fully efficient for signal events surviving the preselection and Λ_c^+ reconstruction requirements. The MC and data yields show good consistency across the BDT score distribu-

Input	Type	Description
R_2	Event shape	Ratio of the second-to-zeroth Fox-Wolfram moment [25] computed using all tracks and neutral clusters
purity	B_{tag}	Fraction of correctly reconstructed B mesons in the candidate B_{tag} mode
integrated purity	B_{tag}	Overall purity of a B tag sample containing all events having a tag purity equal or greater than that of the B candidate
B_{mode}	B_{tag}	Reconstructed decay mode of the B_{tag}
m_{ES}	B_{tag}	B_{tag} invariant mass
ΔE	B_{tag}	Difference between the B_{tag} energy and the beam energy
B_{thrust}	B_{tag}	The magnitude of the B_{tag} thrust
B_{thrustZ}	B_{tag}	Component of the B_{thrust} along the e^+e^- collision axis (z -axis)
$m_{pK^+\pi^-}$	Λ_c^+	Reconstructed invariant mass of the Λ_c^+ candidate
χ^2	Λ_c^+	χ^2 of the fit of the Λ_c^+ candidate
N_{neut}	ECL	Total number of additional neutral clusters
N_{π^0}	ECL	Number of additional π^0 candidates
E_{extra}	ECL	Sum of the energies of all additional neutral clusters
$\cos\theta_{\psi_D}$	ψ_D	Cosine of the polar angle of the missing energy 4-vector in the laboratory frame.

TABLE I. Inputs to the boosted decision tree classifier.

tion below the signal region cut. Due to the low statistical precision in the MC samples, the distribution of background events in the signal region is modeled using simulated data in the wide range $[-0.8, 1]$ in the BDT score. A total of 0.4 background events is predicted in the mass range $0.94 < m_{\psi_D} < 2.99$ GeV. Unblinding the signal region yields no selected events in the full data set, consistent with the background expectation.

We set limits on the $B^+ \rightarrow \Lambda_c^+ \psi_D$ branching fraction as a function of m_{ψ_D} , determined from the ψ_D four-momentum obtained from the information in the rest of the event. The ψ_D four-momentum is derived by subtracting the B_{tag} and Λ_c^+ four-momenta from the precisely known center-of-mass four-momentum. The m_{ψ_D} resolution, σ_{ψ_D} , is determined from signal MC as a function of mass and interpolated between the simulated mass points. It decreases from approximately 60 MeV to 20 MeV across the mass range $0.94 < m_{\psi_D} < 2.99$ GeV.

The signal efficiency, ϵ_{sig} , decreases roughly linearly from 6.6×10^{-5} to 5.9×10^{-5} with increasing m_{ψ_D} . The low efficiency is driven primarily by the B_{tag} reconstruc-

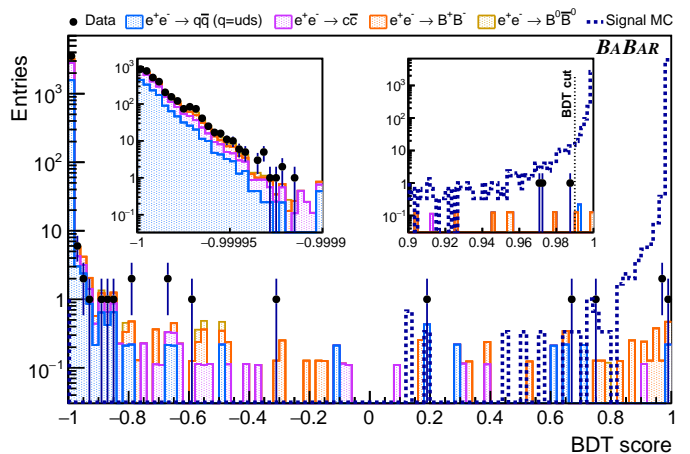


FIG. 4. The distribution of the BDT score for the unblinded data set together with the various background MC samples (stacked histogram). The signal MC (dotted line) is shown for $m_{\psi_D} = 2.0$ GeV with arbitrary scaling. The uncertainties are purely statistical.

tion efficiency ($\sim 0.1\%$) and, to a lesser degree, by the Λ_c^+ selection ($\sim 60\%$). Systematic uncertainties in ϵ_{sig} arise from the B_{tag} correction factor f_{BB} , the Λ_c^+ branching fraction, $\text{BF}(\Lambda_c^+ \rightarrow pK^-\pi^+) = (6.24 \pm 0.28)\%$ [27], and the limited statistical precision of the signal MC samples (1.2%). An uncertainty of 0.6% in the integrated luminosity is also propagated as a systematic uncertainty.

Signal yields are extracted as a function of m_{ψ_D} using a sliding-window method. Signal windows are defined as $\pm 5\sigma_{\psi_D}$ centered around the nominal m_{ψ_D} value, with a step size equal to the mass resolution σ_{ψ_D} . For each mass hypothesis, the signal significance is determined using a profile likelihood method [28]. The background is treated as a Poisson process with the unknown mean estimated from the background simulation, while the efficiency is described by a Gaussian distribution with a standard deviation equal to the total systematic uncertainty.

A total of 73 m_{ψ_D} hypotheses are tested in the range $0.94 < m_{\psi_D} < 2.99$ GeV. Since no signal is observed, the results are expressed as 90% CL limits on the $B^+ \rightarrow \Lambda_c^+ \psi_D$ decay branching fraction. As shown in Fig 5, these limits are at the level of $\text{BF}(B^+ \rightarrow \Lambda_c^+ \psi_D) < 1.6 - 1.7 \times 10^{-4}$, about an order of magnitude above the minimal branching fraction required for B mesogenesis. These results improve upon indirect constraints by a factor of about five below 2.7 GeV, and three orders of magnitude above that threshold.

In conclusion, we report a search for a new baryonic

dark sector particle ψ_D in the process $B^+ \rightarrow \Lambda_c^+ \psi_D$ with a fully reconstructed B_{tag} meson. No significant signal is found, and constraints on the branching fraction $\text{BF}(B^+ \rightarrow \Lambda_c^+ \psi_D) < 1.6 - 1.7 \times 10^{-4}$ are derived at 90% CL for $0.94 < m_{\psi_D} < 2.99$ GeV. These results exclude a large fraction of the parameter space allowed for B mesogenesis mediated by an effective operator \mathcal{O}_{cd} .

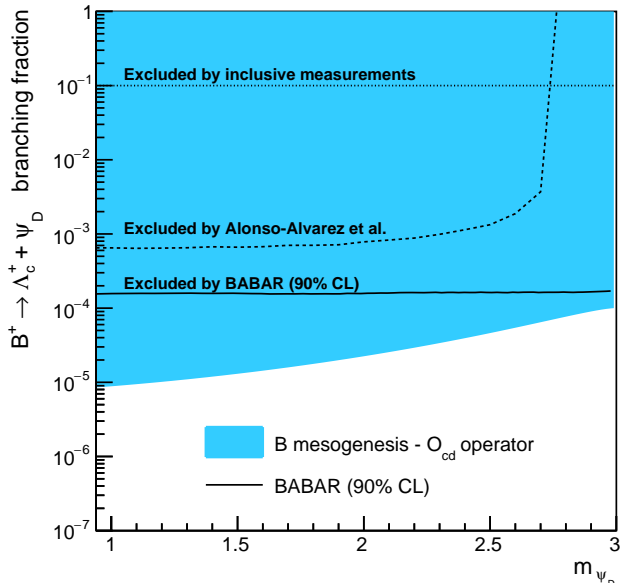


FIG. 5. The upper limits (90% CL) on the $B^+ \rightarrow \Lambda_c^+ \psi_D$ branching fraction as a function of m_{ψ_D} . The colored area represents the region allowed by B mesogenesis for the effective operator \mathcal{O}_{cd} describing $b \rightarrow \psi_D cd$ transitions. The curve labeled “Excluded by Alonso-Alvarez *et al.*” is a result from Ref. [2] based on a reanalysis of data published by the ALEPH Collaboration [29].

ACKNOWLEDGMENTS

We thank G. Elor and M. Escudero for useful discussions on the B mesogenesis mechanism. We are grateful for the extraordinary contributions of our PEP-II colleagues in achieving the excellent luminosity and machine conditions that have made this work possible. The success of this project also relies critically on the expertise and dedication of the computing organizations that support *BABAR*, including GridKa, UVic HEP-RC, CC-IN2P3, and CERN. The collaborating institutions wish to thank SLAC for its support and the kind hospitality extended to them. We also wish to acknowledge the important contributions of J. Dorfan and our deceased

colleagues E. Gabathuler, W. Innes, D.W.G.S. Leith, A. Onuchin, G. Piredda, and R. F. Schwitters.

* Deceased

- [1] G. Elor, M. Escudero, and A. Nelson, Phys. Rev. D **99**, 035031 (2019), arXiv:1810.00880 [hep-ph].
- [2] G. Alonso-Álvarez, G. Elor, and M. Escudero, Phys. Rev. D **104**, 035028 (2021), arXiv:2101.02706 [hep-ph].
- [3] G. Elor and A. W. M. Guerrero, JHEP **02**, 100, arXiv:2211.10553 [hep-ph].
- [4] F. Elahi, G. Elor, and R. McGehee, Phys. Rev. D **105**, 055024 (2022), arXiv:2109.09751 [hep-ph].
- [5] C. Hadjivasiliou *et al.* (Belle Collaboration), Phys. Rev. D **105**, L051101 (2022), arXiv:2110.14086 [hep-ex].
- [6] J. P. Lees *et al.* (*BABAR* Collaboration), Phys. Rev. D **107**, 092001 (2023), arXiv:2302.00208 [hep-ex].
- [7] J. P. Lees *et al.* (*BABAR* Collaboration), Phys. Rev. Lett. **131**, 201801 (2023), arXiv:2306.08490 [hep-ex].
- [8] A. B. Rodríguez, V. Chobanova, X. Cid Vidal, S. L. Soliño, D. M. Santos, T. Mombächer, C. Prouvé, E. X. R. Fernández, and C. Vázquez Sierra, Eur. Phys. J. C **81**, 964 (2021), arXiv:2106.12870 [hep-ph].
- [9] A. K. Kalsi, T. Kamon, S. Kim, J. S. H. Lee, D. Rathjens, Y. J. Roh, A. Thompson, and I. J. Watson, JHEP **09**, 203, arXiv:2404.14844 [hep-ph].
- [10] J. Berger and G. Elor, Phys. Rev. Lett. **132**, 081002 (2024), arXiv:2301.04165 [hep-ph].
- [11] Charge conjugate modes are implied throughout this Letter.
- [12] B. Aubert *et al.* (*BABAR* Collaboration), Nucl. Instrum. Meth. A **479**, 1 (2002), arXiv:hep-ex/0105044.
- [13] B. Aubert *et al.* (*BABAR* Collaboration), Nucl. Instrum. Meth. A **729**, 615 (2013), arXiv:1305.3560 [physics.ins-det].
- [14] J. P. Lees *et al.* (*BABAR* Collaboration), Nucl. Instrum. Meth. A **726**, 203 (2013), arXiv:1301.2703 [hep-ex].
- [15] D. J. Lange, Nucl. Instrum. Meth. A **462**, 152 (2001).
- [16] Natural units, $\hbar = c = 1$ are used throughout this Letter.
- [17] C. Bierlich *et al.*, SciPost Phys. Codeb. **2022**, 8 (2022), arXiv:2203.11601 [hep-ph].
- [18] S. Jadach, B. F. L. Ward, and Z. Was, Comput. Phys. Commun. **130**, 260 (2000), arXiv:hep-ph/9912214.
- [19] E. Barberio and Z. Was, Comput. Phys. Commun. **79**, 291 (1994).
- [20] S. Agostinelli *et al.* (GEANT4 Collaboration), Nucl. Instrum. Meth. A **506**, 250 (2003).
- [21] A. J. Bevan *et al.* (*BABAR* Belle Collaborations), Eur. Phys. J. C **74**, 3026 (2014), arXiv:1406.6311 [hep-ex].
- [22] J. P. Lees *et al.* (*BABAR* Collaboration), Phys. Rev. D **87**, 112005 (2013), arXiv:1303.7465 [hep-ex].
- [23] J. P. Lees *et al.* (*BABAR* Collaboration), Phys. Rev. Lett. **118**, 031802 (2017), arXiv:1605.09637 [hep-ex].

- [24] J. P. Lees *et al.* (BABAR Collaboration), Phys. Rev. D **100**, 111101 (2019), arXiv:1908.07425 [hep-ex].
- [25] G. C. Fox and S. Wolfram, Nucl. Phys. B **149**, 413 (1979), [Erratum: Nucl.Phys. B **157**, 543 (1979)].
- [26] G. Punzi, eConf **C030908**, MODT002 (2003), arXiv:physics/0308063.
- [27] S. Navas *et al.* (Particle Data Group Collaboration), Phys. Rev. D **110**, 030001 (2024).
- [28] W. A. Rolke, A. M. Lopez, and J. Conrad, Nucl. Instrum. Meth. A **551**, 493 (2005), arXiv:physics/0403059.
- [29] R. Barate *et al.* (ALEPH), Eur. Phys. J. C **19**, 213 (2001), arXiv:hep-ex/0010022.