

Hallmarks of Deception in Asset-Exchange Models

Kristian Blom,^{1,*} Dmitrii E. Makarov,^{2,†} and Aljaž Godec^{1,‡}

¹*Mathematical bioPhysics group, Max Planck Institute for Multidisciplinary Sciences, Göttingen 37077, Germany*

²*Department of Chemistry and Oden Institute for Computational Engineering and Sciences,
The University of Texas at Austin, Austin, Texas 78712, United States*

(Dated: February 27, 2025)

We investigate the transient and steady-state dynamics of the Bennati-Dragulescu-Yakovenko money game in the presence of probabilistic cheaters, who can misrepresent their financial status by claiming to have no money. We derive the steady-state wealth distribution per player analytically, and show how the presence of hidden cheaters can be inferred from the relative variance of wealth per player. In scenarios with a finite number of cheaters amidst an infinite pool of honest players, we identify a critical probability of cheating at which the total wealth owned by the cheaters experiences a second-order discontinuity. Below this point, the transition probability to lose money is larger than the probability to gain; conversely, above this point, the direction is reversed. We further establish a threshold cheating probability at which cheaters collectively possess half of the total wealth in the game. Lastly, we provide bounds on the rate at which both cheaters and honest players can gain or lose wealth, contributing to a deeper understanding of deception in asset exchange models.

I. INTRODUCTION

Asset exchange models, including the Bennati-Dragulescu-Yakovenko (BDY) game [1–3] and various other asset exchange games [4–9], have emerged in econophysics as simple, often analytically solvable statistical mechanics models that nevertheless capture certain general features of wealth dynamics in economics. They, in particular, offer an explanation of the fact that wealth distributions are often close to the Boltzmann law [1, 10–14], exhibiting characteristics consistent with both positive and negative temperatures [15]. More general money exchange models further predict Pareto’s power-law wealth distributions and the winner-takes-all economics scenarios [16–21]. These models draw on the analogy between money exchange amongst “agents” in economics and energy exchange between particles in physics, often leading to fruitful insights. For example, Boltzmann-like wealth distributions in economics can be linked to the time-reversal symmetry of money exchanges [1], which, in turn, is equivalent to fairness of the exchange. Violation of the time-reversal symmetry, which amounts to unfair exchange in economics terms, leads to non-Boltzmann wealth distributions [16, 22–24].

In the simplest version of the time-reversible (i.e., fair) game [1–3], the wealth m_i of a single player undergoes a one-dimensional random walk. Because the exchange is fair, one may surmise that this walk may be unbiased, but this is not the case: the condition that each player’s wealth cannot be negative ($m_i \geq 0$) introduces a bias where m_i (assuming $m_i \neq 0$) is less likely to increase than to decrease because of the possibility that the other exchange partner has zero wealth and thus must receive money. This ensures the existence of a steady-state distribution, which can further be shown to be exponential [16]. Extensions of this model with unfair game rules were also shown to result in non-Boltzmann wealth statistics such as the Pareto law (a power law) [16].

Here, we extend this model by introducing probabilistic “cheaters” into the game. The cheaters misrepresent their financial status with a given probability. Specifically, they can deceive their exchange partners by claiming that they have no money, enabling them to evade any potential losses during the interaction. Such deceptive strategies are prevalent among humans for tax evasion [25, 26], which in the United States is estimated to lead to annual losses of approximately 100 billion US dollars [27, 28]. Recently, the need for understanding and quantifying the degree and mechanisms of cheating along with quantifying the ensuing gains has also arisen in an entirely different context: it was discovered that large language models are also capable of cheating [29–31]. Deceptive strategies can also be observed outside the realm of humans, among various species in the animal and plant kingdoms [32, 33]. General aspects of deception are well-studied in the context of (evolutionary) game theory [33–39], where particular focus is made on the incentive behind truth-telling and lying [27, 40, 41]. However, the resulting ramifications of lying in a many-player context remain largely unexplored. Consequently, it is crucial to investigate both the mechanisms of deception and detection methods within such many-agent environment. In a system that consists of both honest

* kristian.blom@mpinat.mpg.de

† makarov@cm.utexas.edu

‡ agodec@mpinat.mpg.de

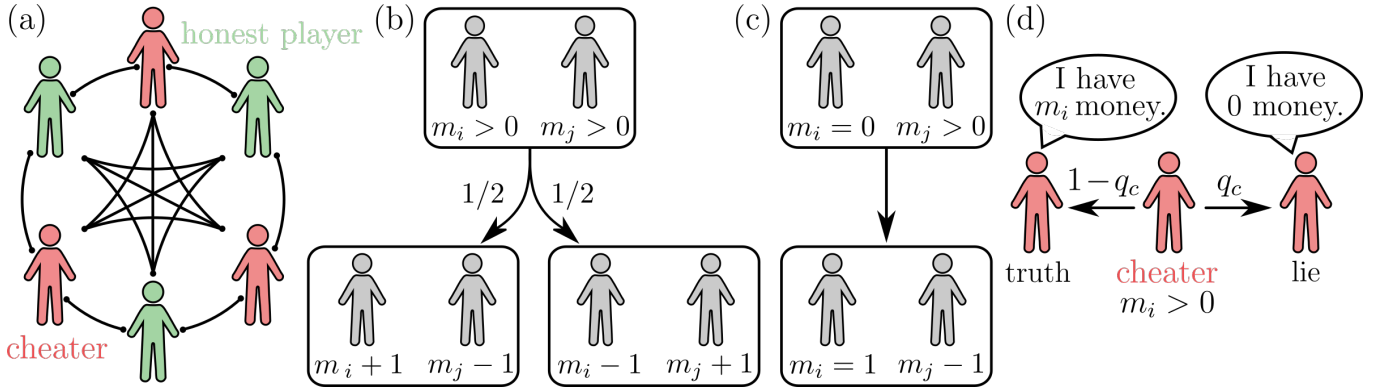


FIG. 1. (a) The money game, including interactions between honest players (green) and cheaters (red), who engage in stochastic money exchanges. (b) During interactions between two players with nonzero money, the exchange occurs with equal probability in either direction. (c) If one player has zero money while the other has a nonzero amount, the exchange will only occur from the player with nonzero money to the player with zero money. (d) A cheater is characterized by a probability q_c of being deceptive when encountering another player. Once deciding to deceive, a cheater falsely claims to have 0 money, thus gaining money if the opposing player possesses a nonzero amount.

players and cheaters, we investigate how cheating alters the transient dynamics as well as steady-state distributions of wealth of the respective types of players.

II. OUTLINE AND SUMMARY OF MAIN RESULTS

The paper is structured as follows: In Section III we provide a detailed description of the model and introduce the concept of probabilistic cheaters within the framework of the BDY game.

Section IV focuses on the steady-state probabilities, denoted as $\pi^c(m)$ and $\pi^h(m)$, representing the probability that a single cheater or honest player possesses an amount of money m , respectively. Based on a recently developed mean-field approximation [16] we derive the wealth distribution for the cheaters and honest players analytically, and the results are given by Eqs. (8)-(11). Our analysis reveals a critical scaling relationship between the probability of cheating q_c and the average wealth per person, $\langle m \rangle$, setting a threshold at which cheaters begin to benefit from being deceptive. We further demonstrate in Section IV F how the presence of hidden cheaters can be deduced from the relative variance of the overall steady-state probabilities. Thereby, an external observer can detect the presence of hidden cheaters without requiring any additional knowledge besides the number of players and total amount of money.

Next, in Section V, we examine the total wealth possessed by cheaters and honest players, denoted by $\langle M_c \rangle$ and $\langle M_h \rangle$, respectively. We identify a threshold cheating probability, $q_{1/2}$ (see Eq. (28)), at which the pool of cheaters and honest players have an equal amount of money, i.e., $\langle M_c \rangle = \langle M_h \rangle$. Additionally, we establish the existence of a critical cheating probability, q_{crit} (see Eq. (31)), at which the wealth of a finite pool of cheaters interacting with an infinite pool of honest players undergoes a second-order discontinuity. For $q_c < q_{\text{crit}}$ we find that $\langle M_c \rangle = 0$, whereas for $q_c > q_{\text{crit}}$ we have $\langle M_c \rangle > 0$. Finally, in Section V D we analyze the transient dynamics of wealth accumulation for both cheaters and honest players, presenting bounds on how quickly each party can gain or lose money over time.

We conclude in Section VI by summarizing the main results, and provide an outlook for future work. Details of calculations and proofs are given in Appendices A-D.

III. MODEL

A. Money exchange rules

Following refs. [1, 3] we consider a pool of N players, where each player $i \in \{1, 2, \dots, N\}$ has m_i units of money (see Fig. 1a). The total amount of money,

$$M = \sum_{i=1}^N m_i, \quad (1)$$

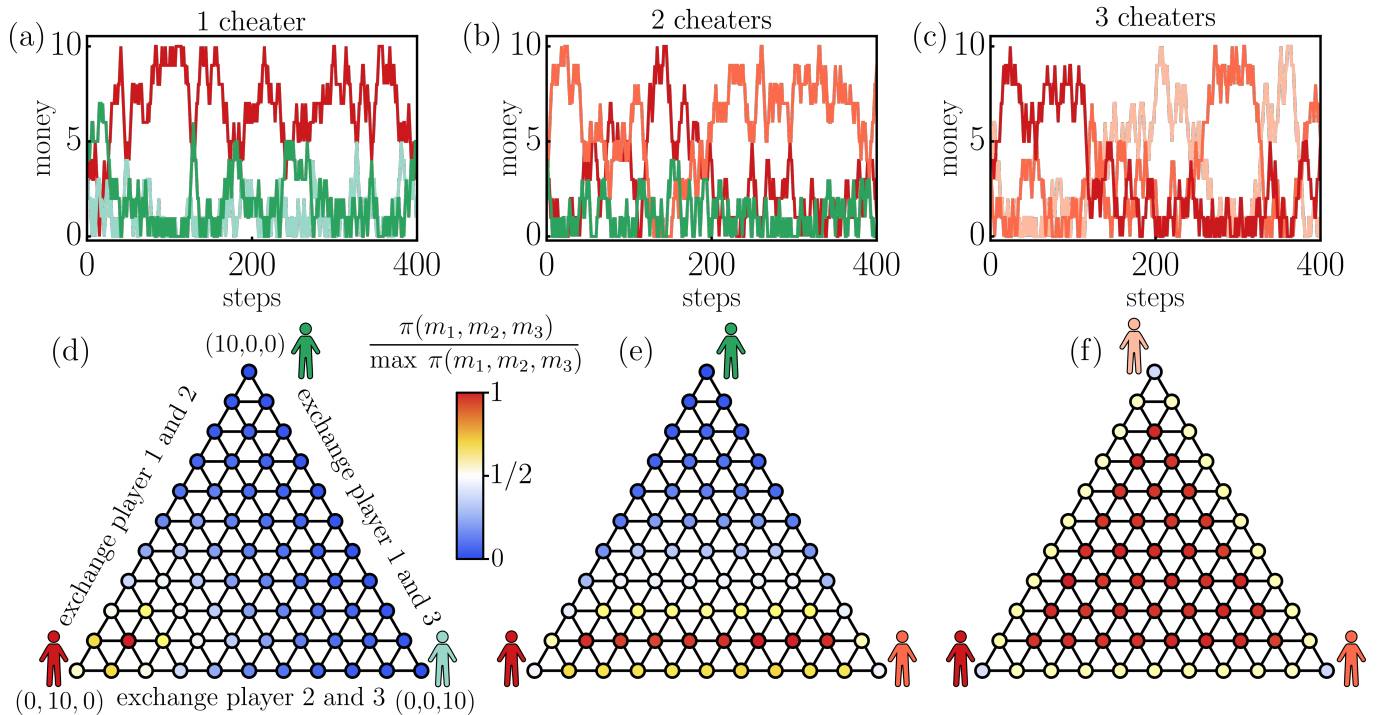


FIG. 2. Stochastic trajectories (a-c) and steady-state probabilities (d-f) for the money game involving $N=3$ players and $M=10$ units of money, obtained with Monte-Carlo simulations. From left to right, we increment the number of cheaters (red players) in the game from 1 (a,d) to 3 (c,f). The cheating probability is maintained at $q_c = 0.2$. In panels (d-f), each colored node indicates the steady-state probability for a specific configuration of the system, which can be written as a triplet (m_1, m_2, m_3) .

remains constant and is determined by the initial conditions of the game. In each interaction, a pair of players, denoted as i and j , is selected at random. If each player has a positive amount of money, i.e., $m_i > 0$ and $m_j > 0$, they engage in an exchange of money, described mathematically by:

$$m_i \rightarrow m_i \pm 1, \quad m_j \rightarrow m_j \mp 1, \quad (2)$$

where the “+” and “−” signs indicate the direction of the exchange. In this work, we will only be interested in the unbiased money game, where the signs “+” and “−” are selected with the same probability (see Fig. 1b; for studies of biased money games see [16, 22–24]). When one of the players has no money, only one direction of exchange is possible, and the exchange becomes deterministic. For example, if $m_i = 0$ and $m_j > 0$, the result of the exchange is $m_i \rightarrow 1$, $m_j \rightarrow m_j - 1$ (see Fig. 1c). If $m_i = 0$ and $m_j = 0$, then no exchange takes place, i.e., $m_i \rightarrow m_i$, $m_j \rightarrow m_j$.

In the absence of cheaters, the properties of this model are well known. In particular, for $N \gg 1$, this model results in Boltzmann wealth statistics. The Boltzmann distribution is often a good approximation for real-world distributions of wealth [1]. Other scenarios that have analogs in economics can also arise in this model when unfair exchange rules are implemented. In particular, the model predicts a power-law distribution of wealth (Pareto law) in certain regimes, which provides a more accurate representation of the tails in real-world wealth distributions [1]. In this work, we focus our attention only on the simplest case with fair exchanges (in the absence of cheaters).

B. Introducing probabilistic cheaters

Building upon the unbiased money game, we now incorporate a subset of probabilistic cheaters, which do not exactly follow the above exchange rules, as illustrated in Fig. 1d. Whenever a cheater encounters another player, said cheater will deceive the other player with probability $q_c \in [0, 1]$ by claiming to have no money. Consequently, if the cheater opts to lie and the opposing player has nonzero wealth, the cheater automatically receives money. This tactic may be classified as a “black lie”, as it solely benefits the liar [40]. In instances where the opposing player has no money, the cheating attempt is ineffective, resulting in no exchange of money.

C. Evolution equation and steady-state probability

Let N_c be the number of cheaters and N_h the number of honest players, such that $N = N_c + N_h$. Furthermore, let $n \in \mathbb{N}$ denote the total number of encounters between the players. The probability $P(\mathbf{m}_c, \mathbf{m}_h; n) \in [0, 1]$ to have a specific configuration of money among the cheaters $\mathbf{m}_c = \{m_1^c, \dots, m_{N_c}^c\}$ and honest players $\mathbf{m}_h = \{m_1^h, \dots, m_{N_h}^h\}$ after n encounters obeys the evolution equation

$$\mathbf{P}(\mathbf{m}_c, \mathbf{m}_h; n+1) = \mathbf{Q}\mathbf{P}(\mathbf{m}_c, \mathbf{m}_h; n), \quad (3)$$

where $\mathbf{P}(\mathbf{m}_c, \mathbf{m}_h; n)$ is a vector of size $|\Omega| \equiv \binom{M+N-1}{N-1}$ that contains the probabilities $P(\mathbf{m}_c, \mathbf{m}_h; n)$ for each possible configuration after n encounters. The transition matrix \mathbf{Q} of size $|\Omega| \times |\Omega|$ contains elements Q_{ij} that represent the transition probabilities from state j to i . These transitions are determined by the rules defined in Secs. III A and III B. Note that the diagonal elements of \mathbf{Q} are given by $Q_{ii} = 1 - \sum_{j \neq i} Q_{ji}$, such that the probability is conserved.

Since the Markov chain associated with \mathbf{Q} is aperiodic and irreducible for $0 \leq q_c < 1$ [42], there exists a unique steady-state probability $\boldsymbol{\pi}(\mathbf{m}_c, \mathbf{m}_h) \equiv \lim_{n \rightarrow \infty} \mathbf{P}(\mathbf{m}_c, \mathbf{m}_h; n)$. This steady-state probability corresponds to the eigenvector of \mathbf{Q} with an eigenvalue of $\lambda = 1$ [43], i.e.,

$$(\mathbf{Q} - \mathbf{1})\boldsymbol{\pi}(\mathbf{m}_c, \mathbf{m}_h) = \mathbf{0}, \quad (4)$$

where $\mathbf{1}$ is the identity matrix, and $\mathbf{0}$ is the zero vector. In Fig. 2 the steady-state probability for a three-player game with $M = 10$ and varying number of cheaters is shown, based on Monte-Carlo simulations. In the case of a single cheater, we can clearly see that a relatively small cheating probability of $q_c = 0.2$ can already lead to substantial gains for the cheater (see Fig. 2d), as the largest steady-state probability peaks around 8 money units for the cheater and 1 money unit for each of the honest players.

Interestingly, despite the presence of cheaters that bias the transition rates, the transition matrix still satisfies the detailed balance condition. That is, for every pair of states i and j we have:

$$\pi_j Q_{ij} = \pi_i Q_{ji}. \quad (5)$$

As a result, the Markov chain is time-reversible. In Appendix A, we apply Kolmogorov's cycle criterion to demonstrate that this holds in general, regardless of the number of cheaters and honest players involved [44, 45].

IV. STEADY-STATE PROBABILITY DISTRIBUTION OF WEALTH FOR A SINGLE PLAYER

The factorial growth of the state space with increasing N and/or M renders Eq. (4) analytically intractable, such that it is not possible to compute the steady-state probability. To circumvent this combinatorial complexity, we focus instead on the steady-state probability of wealth for a single cheater or honest player, denoted by $\pi^c(m)$ and $\pi^h(m)$ respectively. Formally, these steady-state probabilities are projections of the full steady-state probability:

$$\begin{aligned} \pi^c(m) &\equiv \frac{1}{N_c} \sum_{\mathbf{m}_c} \sum_{\mathbf{m}_h} \sum_{i=1}^{N_c} \pi(\mathbf{m}_c, \mathbf{m}_h) \delta_{m_i^c, m}, \\ \pi^h(m) &\equiv \frac{1}{N_h} \sum_{\mathbf{m}_c} \sum_{\mathbf{m}_h} \sum_{i=1}^{N_h} \pi(\mathbf{m}_c, \mathbf{m}_h) \delta_{m_i^h, m}, \end{aligned} \quad (6)$$

where $\delta_{x,y} = 1$ if $x = y$ and 0 elsewhere. In Appendix B we derive $\pi^c(m)$ and $\pi^h(m)$ in the macroscopic limit, which is defined as

$$\begin{aligned} \lim_{N \rightarrow \infty}^{M \rightarrow \infty} [M/N] &\equiv \langle m \rangle \in \mathbb{R}_{>0}, \\ \lim_{N \rightarrow \infty}^{N_h \rightarrow \infty} [N_h/N] &\equiv \Phi_h \in [0, 1], \\ \lim_{N \rightarrow \infty}^{N_c \rightarrow \infty} [N_c/N] &\equiv \Phi_c \in [0, 1], \end{aligned} \quad (7)$$

where Φ_h and Φ_c are the number densities of honest players and cheaters, respectively, which obey $\Phi_h + \Phi_c = 1$. Employing the mean-field approximation [16] (which becomes exact in the macroscopic limit since all players interact with each other, i.e. we have an “all-to-all” interaction) we obtain analytical expressions for $\pi^c(m)$ and $\pi^h(m)$, which are given in the next sections.

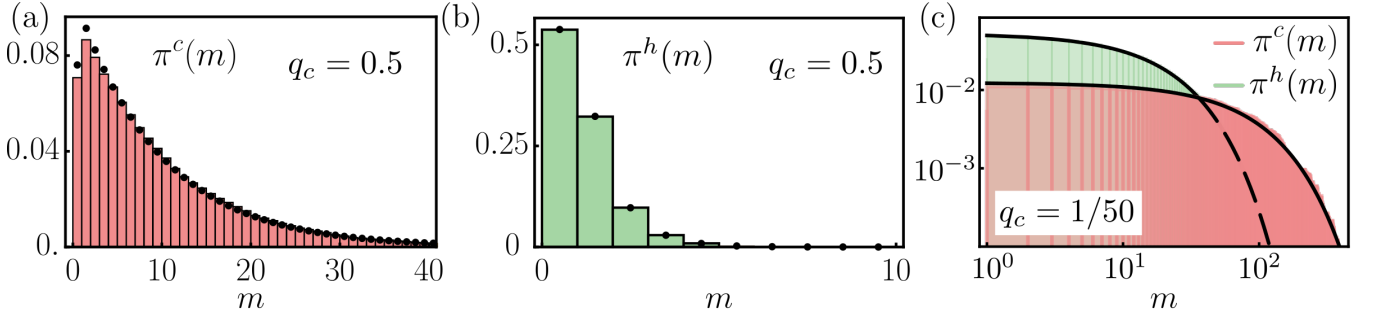


FIG. 3. (a-c) Steady-state probabilities of wealth for a single cheater (a,c) and honest player (b,c) in the money game. Colored bars are obtained with Monte-Carlo simulations with $N_c = 10$ cheaters and $N_h = 10$ honest players. In (a,b) we set $M = 100$ money units and cheating probability $q_c = 0.5$. In (c) we set $M = 1000$ and $q_c = 1/50$. Black dots in (a,b) correspond to the analytical results given by Eqs. (9) and (11), respectively. Black lines in (c) correspond to the asymptotic exponential distribution given by Eq. (17).

A. Steady-state probability distribution of wealth for a cheater

The steady-state probability distribution of wealth for a single cheater in the macroscopic limit reads

$$\pi^c(0) = \frac{\pi^h(0) - q_c}{1 - q_c}, \quad (8)$$

$$\pi^c(m) = \frac{2(\pi^h(0) - q_c)}{1 - q_c^2} \left(\frac{1 - \pi^h(0)}{1 + \pi^h(0)} \frac{1 + q_c}{1 - q_c} \right)^m, \quad m \geq 1, \quad (9)$$

where $\pi^c(0)$ is the probability for a cheater to have zero money, and similarly $\pi^h(0)$ the probability for an honest player to have zero money (defined in Eq. (10)). Notably, Eq. (9) is remarkably accurate even for finite systems, as demonstrated in Fig. 3a, where we compare the results from Eq. (9) (indicated by the black dots) with finite-size Monte-Carlo simulations (represented by the colored bars).

Looking at Eq. (8), we note that the inequality $0 \leq \pi^c(0) \leq 1$ leads to the conclusion that $q_c \leq \pi^h(0) \leq 1$. This implies that the steady-state probability of an honest player having zero money is bounded from below by the cheating probability in the presence of cheaters. This finding will have significant implications in the case of a small pool of cheaters in Sec. VB.

B. Steady-state probability of wealth for an honest player

The steady-state probability for an honest player in the range $0 < \Phi_h \leq 1$ reads,

$$\pi^h(0) = 2\sqrt{\frac{\Delta_0}{3}} \cos \left(\frac{1}{3} \arccos \left(-\frac{3\Delta_1}{2\Delta_0} \sqrt{\frac{3}{\Delta_0}} \right) \right) + \frac{1}{3}(\Phi_h q_c - 2\langle m \rangle), \quad (10)$$

$$\pi^h(m) = 2\pi^h(0) \left(\frac{1 - \pi^h(0)}{1 + \pi^h(0)} \right)^m, \quad m \geq 1, \quad (11)$$

which is shown in Fig. 3b together with results obtained from Monte-Carlo simulations. The specific form of $\pi^h(0)$ comes from the solution of a cubic equation (see Eq. (B13)), where the auxiliary functions $\Delta_0 \geq 1$ and Δ_1 are

$$\begin{aligned} \Delta_0 &\equiv 1 + 2\langle m \rangle q_c + (1/3)(2\langle m \rangle - \Phi_h q_c)^2, \\ \Delta_1 &\equiv (2/27)(2\langle m \rangle - \Phi_h q_c)^3 + (1/3)(2\langle m \rangle - \Phi_h q_c)(1 + 2\langle m \rangle q_c) + \Phi_h q_c. \end{aligned} \quad (12)$$

Note that for $\Phi_h = 0$ Eq. (11) does not have any meaning as there are no honest players in the game, yet we still can insert the final expression into Eqs. (8)-(9) to obtain the steady-state of the cheaters in this scenario.

To grasp how Eqs. (8)-(11) vary for different parameter settings, we analyze the steady-state probabilities for different scenarios in the next three sections.

C. Scenario 1: All honest; $q_c = 0$ or $\Phi_h = 1$.

For $q_c = 0$ or $\Phi_h = 1$, the game consists solely of honest players. Setting $q_c = 0$ in Eq. (10), we find that $\pi^h(0)$ simplifies to the original result reported in [16]:

$$\pi^h(0) = \sqrt{\langle m \rangle^2 + 1} - \langle m \rangle. \quad (13)$$

This probability will become relevant in Sec. VB, where we identify $\pi^h(0)$ with a critical cheating probability. Additional analysis of this scenario can be found in [16]. Furthermore, in Appendix C we prove that Eq. (13) is a lower bound on $\pi^h(0)$ whenever there are cheaters present in the game. This is expected, as the presence of cheaters makes it more likely to lose money.

D. Scenario 2: All cheating; $0 < q_c < 1$ and $\Phi_h = 0$.

When $0 < q_c < 1$ and $\Phi_h = 0$, the game solely consists of the cheaters, and Eq. (8) simplifies to

$$\pi^c(0) = \frac{\sqrt{\langle m \rangle^2 + 2\langle m \rangle q_c + 1} - \langle m \rangle - 1}{1 - q_c} + 1. \quad (14)$$

For $q_c = 0$, Eq. (14) further simplifies to Eq. (13). Furthermore, we observe that $\pi^c(0)$ is a strictly positive increasing function with increasing q_c . Consequently, $\pi^c(0) > \sqrt{\langle m \rangle^2 + 1} - \langle m \rangle$ for $0 < q_c \leq 1$, and therefore being an honest player among honest players is preferable to being a cheater among fellow cheaters, as the former reduces the probability of having no money. Note that for $q_c = 1$ the dynamics is *frozen*, as every cheater declares to have zero money, and therefore the system becomes non-ergodic.

E. Scenario 3: Mixture of cheaters and honest players in the $\langle m \rangle \rightarrow \infty$ limit

Finally, we are interested in the limit where the average wealth per player goes to infinity, i.e., $\langle m \rangle \rightarrow \infty$. When taking this limit, we need to consider the scaling of the cheating probability q_c with $\langle m \rangle$, as the result is different depending on whether $q_c \langle m \rangle \rightarrow 0$, $q_c \langle m \rangle \rightarrow \text{constant}$, or $q_c \langle m \rangle \rightarrow \infty$, leading to three different regimes:

1. *The weak-cheating regime $\langle m \rangle \rightarrow \infty$ and $q_c \langle m \rangle \rightarrow 0$:* In this limit, we take $\langle m \rangle \rightarrow \infty$ while keeping $q_c = \mathcal{A}_c / \langle m \rangle^{\mathcal{B}}$ with $\mathcal{B} > 1$ and $\mathcal{A}_c = \text{constant} \in \mathbb{R}_{>0}$. Then, Eq. (10) attains the following asymptotic solution

$$\pi^h(0) = \pi^c(0) = \frac{1}{2\langle m \rangle} + \mathcal{O}\left(\frac{1}{\langle m \rangle^{\mathcal{B}}}\right), \quad (15)$$

which agrees with the findings for an honest-player game (see [16] for a comprehensive analysis). Notably, there is no distinction between the steady-state probabilities of cheaters and honest players.

2. *The intermediate-cheating regime $\langle m \rangle \rightarrow \infty$ and $q_c \langle m \rangle = \text{constant}$:* In this limit we simultaneously take $\langle m \rangle \rightarrow \infty$ and $q_c \rightarrow 0$ while keeping $q_c = \mathcal{A}_c / \langle m \rangle$ with $\mathcal{A}_c = \text{constant} \in \mathbb{R}_{>0}$. Then, Eqs. (8) and (10) attain the asymptotic solution

$$\begin{aligned} \pi^c(0) &= \frac{1 - 2\mathcal{A}_c + \sqrt{1 + 4\mathcal{A}_c(1 + \mathcal{A}_c - 2\Phi_h)}}{4\langle m \rangle} + \mathcal{O}\left(\frac{1}{\langle m \rangle^3}\right), \\ \pi^h(0) &= \frac{1 + 2\mathcal{A}_c + \sqrt{1 + 4\mathcal{A}_c(1 + \mathcal{A}_c - 2\Phi_h)}}{4\langle m \rangle} + \mathcal{O}\left(\frac{1}{\langle m \rangle^3}\right), \end{aligned} \quad (16)$$

and upon inserting back into Eqs. (9) and (11) we obtain the exponential distribution (note that \simeq means asymptotic equality, i.e., $A \simeq B$ when $\lim_{\langle m \rangle \rightarrow \infty} A/B = 1$)

$$\begin{aligned} \pi^c(m) &\simeq 2\pi^c(0) \exp(-2\pi^c(0)m), \quad m \geq 1, \\ \pi^h(m) &\simeq 2\pi^h(0) \exp(-2\pi^h(0)m), \quad m \geq 1. \end{aligned} \quad (17)$$

Based on the above expressions, we observe that even small cheating probabilities, on the order of $q_c \propto 1/\langle m \rangle$, can lead to significant advantages for the cheaters. This is illustrated in Fig. 3c for a game with $\langle m \rangle = 50$, $\Phi_h = 1/2$,

and $q_c = 1/50$ (hence $\mathcal{A}_c = 1$). Remarkably, the results show a very good agreement with Monte-Carlo simulations, indicating that the asymptotic solution converges quickly for large $\langle m \rangle$. This convergence is further evidenced by the remainder term in Eqs. (16), which is on the order of $\langle m \rangle^{-3}$.

3. *The strong-cheating regime, $\langle m \rangle \rightarrow \infty$ and $q_c \langle m \rangle \rightarrow \infty$:* This scaling limit is obtained by setting $q_c = \mathcal{A}_c / \langle m \rangle^{\mathcal{B}}$ with $\mathcal{B} < 1$ and $\mathcal{A}_c = \text{constant} \in \mathbb{R}_{>0}$. In particular, this includes setting $q_c = \text{constant} > 0$. In this regime the asymptotic solutions of Eq. (8) and Eq. (10) read

$$\begin{aligned}\pi^c(0) &= \frac{\Phi_c(1+q_c)}{2\langle m \rangle} + \mathcal{O}\left(\frac{1}{\langle m \rangle^2}\right), \\ \pi^h(0) &= q_c + \frac{\Phi_c(1-q_c^2)}{2\langle m \rangle} + \mathcal{O}\left(\frac{1}{\langle m \rangle^2}\right).\end{aligned}\quad (18)$$

Upon inserting into Eqs. (9) and (11), we obtain the steady-state probabilities

$$\begin{aligned}\pi^c(m) &\simeq \frac{\Phi_c}{\langle m \rangle} \exp\left(-\frac{\Phi_c}{\langle m \rangle} m\right), \quad m \geq 1, \\ \pi^h(m) &\simeq 2q_c \left(\frac{1-q_c}{1+q_c}\right)^m, \quad m \geq 1.\end{aligned}\quad (19)$$

In this regime, the cheaters completely dominate the game, and consequently own the majority of money. Interestingly, the steady state for the cheaters is independent of the cheating probability q_c , whereas for the honest players it is independent of the number density of honest players Φ_h .

F. Detection of hidden cheaters from the steady-state distribution

Consider now an external observer who is unable to differentiate between cheaters and honest players. Upon sampling the steady-state distribution of wealth per player, this external observer will observe the distribution

$$\pi(m) = \Phi_h \pi^h(m) + \Phi_c \pi^c(m). \quad (20)$$

To see how the presence of hidden cheaters affects the total steady-state distribution, we inspect the variance, $\text{var}(m) \equiv \langle m^2 \rangle - \langle m \rangle^2$, which reads

$$\text{var}(m) = \langle m \rangle \left(\frac{1}{\pi^h(0)} + \frac{(1 - [\pi^h(0)]^2) \Phi_c q_c}{(\pi^h(0) - q_c)(\pi^h(0) - \Phi_h q_c)} - \langle m \rangle \right), \quad (21)$$

with $\pi^h(0)$ given by Eq. (10). In Appendix C we prove that when hidden cheaters are present with parameters $0 < q_c \leq 1$ and $0 < \Phi_c \leq 1$, the following inequality for the relative variance holds

$$\frac{\text{var}(m)}{\langle m \rangle^2} > \frac{\text{var}(m)|_{q_c=0}}{\langle m \rangle^2} = \sqrt{1 + 1/\langle m \rangle^2}, \quad \text{for } \langle m \rangle > 0. \quad (22)$$

Hence, an external observer can detect hidden cheaters by determining whether the relative variance of the steady-state distribution obeys Eq. (22). In the large-money-per-player limit, Eq. (22) takes the simple form

$$\lim_{\langle m \rangle \rightarrow \infty} \frac{\text{var}(m)}{\langle m \rangle^2} > 1 + \mathcal{O}\left(\frac{1}{\langle m \rangle^2}\right), \quad (23)$$

which is a consequence of the addition of two exponential distributions with different parameters, namely that of the cheaters and honest players. For example, if we consider the intermediate-cheating regime where $\pi^h(0)$ is given by Eq. (16), the relative variance reads (recall that $q_c = \mathcal{A}_c / \langle m \rangle$ with $\mathcal{A}_c > 0$ and $0 < \Phi_h \leq 1$)

$$\begin{aligned}\lim_{\langle m \rangle \rightarrow \infty} \frac{\text{var}(m)}{\langle m \rangle^2} &= -1 + \frac{4 + 16\mathcal{A}_c(1 + \mathcal{A}_c - 2\Phi_h)}{1 + 4\mathcal{A}_c(1 + \mathcal{A}_c - 2\Phi_h) + (1 + 2\mathcal{A}_c(1 - 2\Phi_h))\sqrt{1 + 4\mathcal{A}_c(1 + \mathcal{A}_c - 2\Phi_h)}} + \mathcal{O}\left(\frac{1}{\langle m \rangle^2}\right) \\ &> -1 + \frac{4 + 16\mathcal{A}_c(1 + \mathcal{A}_c)}{1 + 4\mathcal{A}_c(1 + \mathcal{A}_c) + (1 + 2\mathcal{A}_c)\sqrt{1 + 4\mathcal{A}_c(1 + \mathcal{A}_c)}} + \mathcal{O}\left(\frac{1}{\langle m \rangle^2}\right) \\ &= 1 + \mathcal{O}\left(\frac{1}{\langle m \rangle^2}\right),\end{aligned}\quad (24)$$

where in the first line we used that the expression on the right-hand side is a monotonically increasing function of Φ_h for $0 \leq \Phi_h \leq 1$, and therefore attains a minimum value at $\Phi_h = 0$ which we inserted in the second line.

Importantly, to effectively utilize Eqs. (22)-(23) for detecting hidden cheaters, it is essential to know beforehand that only honest players and cheaters are participating in the game. For instance, if generous players, who give money according to a specific probability (essentially the opposite of cheating), are involved, the relative variance could still surpass the limits established by Eqs. (22)-(23), even in a scenario without any cheaters.

V. AVERAGE WEALTH OWNED BY CHEATERS AND HONEST PLAYERS

From the perspective of a group of cheaters, the most interesting quantity is their total wealth, which can be computed from Eqs. (9) and (11). Let $\langle M_c \rangle$ and $\langle M_h \rangle$ be the total wealth of the cheaters and honest players, respectively, in the steady-state. Due to conservation of money we have $(\langle M_c \rangle + \langle M_h \rangle)/M = 1$. Then, on average, a single cheater or honest player has accumulated a wealth

$$\langle m_c \rangle \equiv \frac{\langle M_c \rangle}{N_c} = \frac{1 - [\pi^h(0)]^2}{2(\pi^h(0) - q_c)}, \quad (25)$$

$$\langle m_h \rangle \equiv \frac{\langle M_h \rangle}{N_h} = \frac{1 - [\pi^h(0)]^2}{2\pi^h(0)}, \quad (26)$$

where $\pi^h(0)$ is given by Eq. (10). Note that Eqs. (25)-(26) solve the equation $\Phi_c \langle m_c \rangle + \Phi_h \langle m_h \rangle = \langle m \rangle$ upon inserting $\pi^h(0)$ (see also Appendix B). The total fraction of money owned by the cheaters and honest players is $\Phi_c \langle m_c \rangle / \langle m \rangle = \langle M_c \rangle / M \in [0, 1]$ and $\Phi_h \langle m_h \rangle / \langle m \rangle = \langle M_h \rangle / M \in [0, 1]$, which is shown in Fig. 4a as a function of cheating probability.

A. When do the cheaters own most of the money?

By analyzing Eqs. (25) and (26), we find that the total wealth of the cheaters in the steady-state surpasses that of the honest players, i.e., $\langle M_c \rangle > \langle M_h \rangle$, whenever the following condition is met

$$q_c > \pi^h(0)(1 - \Phi_c/\Phi_h), \quad (27)$$

where we recall that $\pi^h(0)$ is given by Eq. (10) and explicitly depends on q_c . Note that for $\Phi_c \geq \Phi_h$ the right-hand side becomes negative, and therefore the cheaters will collectively always have more (or equal) money than the honest players. However, for $0 < \Phi_c < \Phi_h$ there is a threshold cheating probability above which $\langle M_c \rangle > \langle M_h \rangle$, which reads

$$q_{1/2} \equiv \frac{(\Phi_h - 1/2)([\langle m \rangle^2 + 4\Phi_h^2]^{1/2} - \langle m \rangle)}{\Phi_h^2}, \text{ for } 1/2 \leq \Phi_h < 1, \quad (28)$$

where $q_{1/2}$ stands for the cheating probability at which half of the total money is owned by the cheaters, and half by the honest players. In Fig. 4a we indeed see that for cheating probabilities beyond $q_{1/2}$ (blue dashed line) we find $\langle M_c \rangle > \langle M_h \rangle$. This finding has significant implications, as a small group of cheaters can accumulate the majority of wealth by cheating with a probability $q_c > q_{1/2}$, despite the fact that cheaters are also deceiving each other. Remarkably, a single cheater can accumulate more wealth than all honest players combined by cheating with a probability $q_c > q_{1/2}$, as illustrated in Fig. 4a.

The threshold value (28) reaches a maximum in the low density limit of cheaters where $\Phi_h \rightarrow 1^-$, which allows us to establish a more general bound $q_c > (1/2)(\sqrt{4 + \langle m \rangle^2} - \langle m \rangle)$. This bound does *not* require any prior knowledge about the fraction of honest players, and therefore can be utilized by a single cheater without any knowledge about the rest of the players. In Fig. 4c this bound is shown with the blue dashed line.

Finally, note that as $\langle m \rangle$ increases, the threshold value decreases, following an asymptotic scaling

$$q_{1/2} = \frac{\Phi_h - 1/2}{2\langle m \rangle} + \mathcal{O}\left(\frac{1}{\langle m \rangle^2}\right). \quad (29)$$

This scaling corroborates the findings presented in Sec. IV E. Therefore, when $\langle m \rangle$ is large, a single cheater only needs to cheat very little before accumulating more than half of the total wealth.

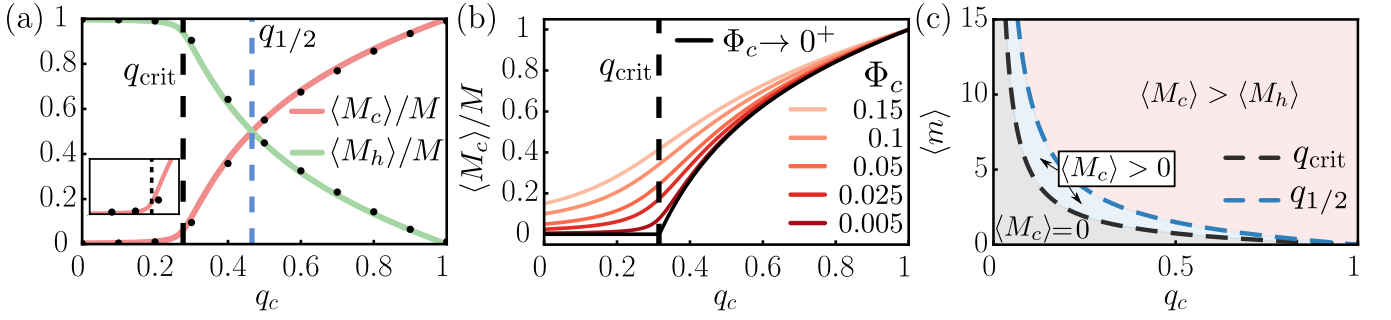


FIG. 4. (a) Total fraction of money owned by cheaters (red) and honest players (green) as a function of the cheating probability q_c . Dots are obtained with Monte-Carlo simulations, while full lines are obtained from Eqs. (25) and (26), respectively. We consider the following system parameters $(N_c, N_h, M) = (1, 299, 500)$. The blue dashed line correspond to $q_{1/2}$ given by Eq. (28), at which the cheaters and honest players have equal wealth. Inset in (a): a magnification of the region $[0, 0.4] \times [0, 0.3]$. (b) Scaling of the wealth of cheaters $\langle M_c \rangle / M$ with a decreasing fraction of cheaters Φ_c for $\langle m \rangle = 10/7$. In the limit $\Phi_c \rightarrow 0^+$ (black solid line given by Eq. (32)) there is a second-order discontinuity at q_{crit} (see Eq. (31)), indicated with the black dashed line. (c) Phase diagram for the total amount of money owned by the cheaters $\langle M_c \rangle$ in the low density limit ($\Phi_c \rightarrow 0^+$) as a function of the cheating probability q_c and the average amount of money per player $\langle m \rangle$. In the gray region $\langle M_c \rangle = 0$, in the blue region $\langle M_c \rangle > 0$, and in the red region $\langle M_c \rangle > \langle M_h \rangle$. The blue dashed line is given by Eq. (28) for $\Phi_h = 1$, and the black dashed line is given by Eq. (31).

B. When is cheating beneficial for a small pool of cheaters?

The inset in Fig. 4a illustrates that there is a certain lower range of cheating probabilities where $\langle M_c \rangle / M$ remains almost constant with respect to q_c . To explore this phenomenon further, let us consider a small density of cheaters. We can write $\Phi_c = \varepsilon$ with $0 < \varepsilon \ll 1$ and consider an expansion of $\pi^h(0)$ in ε , which is explicitly shown in Eq. (B16). Inserting this result for $\pi^h(0)$ into Eq. (25), we compute the total average wealth owned by the small pool of cheaters

$$\Phi_c \langle m_c \rangle = \varepsilon \langle m_c \rangle = \begin{cases} \varepsilon \frac{1 - q_{\text{crit}}^2}{2(q_{\text{crit}} - q_c)} + \mathcal{O}(\varepsilon^2), & q_c < q_{\text{crit}}, \\ \varepsilon^{1/2} \frac{(1 - q_c^2)^{1/2}}{2q_c} - \varepsilon \frac{q_c(1 + 3q_c^2)}{4(1 + q_c^2)} + \mathcal{O}(\varepsilon^{3/2}), & q_c = q_{\text{crit}}, \\ \langle m \rangle - \frac{1 - q_c^2}{2q_c} + \varepsilon \frac{(\langle m \rangle + q_c)(1 - q_c^2)}{q_c^2 + 2\langle m \rangle q_c - 1} + \mathcal{O}(\varepsilon^2), & q_c > q_{\text{crit}}, \end{cases} \quad (30)$$

where we identify a critical cheating probability q_{crit} given by

$$q_{\text{crit}} \equiv \sqrt{\langle m \rangle^2 + 1 - \langle m \rangle}, \quad (31)$$

which is shown in Fig. 4c with the black dashed line. Note that q_{crit} coincides with Eq. (13), i.e., the probability for an honest player to have zero money in the game without cheaters. The reason for this will be explained in Sec. VC. From Eq. (30) we see that for $q_c < q_{\text{crit}}$ we find that the cheaters do *not* substantially gain from cheating, as $\Phi_c \langle m_c \rangle$ is proportional to the density of cheaters, ε . Similarly, at $q_c = q_{\text{crit}}$ the wealth is proportional to $\varepsilon^{1/2}$. On the contrary, for $q_c > q_{\text{crit}}$ the first term in Eq. (30) is independent of ε , leading to substantial gains. Taking the limit $\varepsilon \rightarrow 0^+$ (corresponding to an arbitrarily small density of cheaters), Eq. (30) reduces to

$$\lim_{\varepsilon \rightarrow 0^+} \varepsilon \langle m_c \rangle = \begin{cases} 0, & q_c \leq q_{\text{crit}}, \\ \langle m \rangle - \frac{1 - q_c^2}{2q_c}, & q_c > q_{\text{crit}}, \end{cases} \quad (32)$$

which is shown in Fig. 4b with the black solid line. Therefore, when the pool of cheaters vanishes with respect to the pool of honest players (i.e., when $\Phi_c \rightarrow 0^+$), cheating is only beneficial when $q_c > q_{\text{crit}}$. In particular, this includes the regime with a finite number of cheaters amidst an infinite number of honest players. Notably, at $q_c = q_{\text{crit}}$ the total wealth of cheaters undergoes a second-order discontinuity (i.e. a second-order phase transition), as the derivative of $\langle m_c \rangle$ w.r.t. q_c is discontinuous at $q_c = q_{\text{crit}}$

$$\lim_{\varepsilon \rightarrow 0^+} \varepsilon \frac{d\langle m_c \rangle}{dq_c} = \begin{cases} 0, & q_c \leq q_{\text{crit}}, \\ \frac{1}{2} \left(1 + \frac{1}{q_c^2} \right), & q_c > q_{\text{crit}}. \end{cases} \quad (33)$$

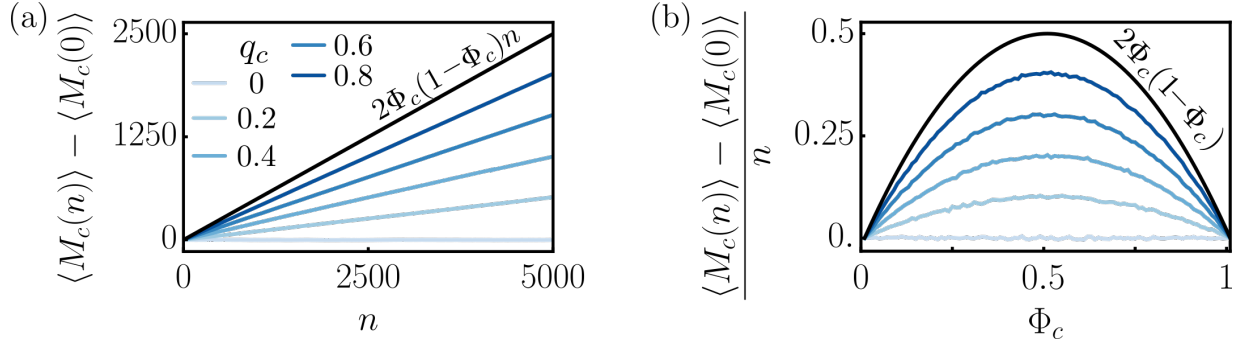


FIG. 5. (a) Temporal evolution of the total wealth $\langle M_c(n) \rangle$ owned by the cheaters as a function of the number of encounters n between two players. Colored lines are obtained by Monte-Carlo simulations with $N_h = 50$ honest players, $N_c = 50$ cheaters, and $M = 10^4$ money units. The black solid line corresponds to the upper bound in Eq. (37). (b) Rate of gaining money as a function of the fraction of cheaters; for each data point we evaluated the total wealth of the cheaters after $n = 500$ steps. Colored lines are obtained by Monte-Carlo simulations with varying number of cheaters in the range $N_c \in \{0, \dots, 100\}$, while keeping the total number of players fixed at $N = 100$.

C. Interpretation of the critical cheating probability

The intuition behind the second-order discontinuity in Eq. (32) can be understood from the transition probability for a single cheater to gain and lose money in an infinite pool of honest players. If we assume that the pool of honest players is equilibrated in the absence of the cheater, the probability for an honest player to have zero money is given by Eq. (13), which is identical to Eq. (31), i.e., $\pi^h(0) = q_{\text{crit}}$. We now introduce a single cheater with nonzero wealth, and compute the transition probability $p^c(m+1|m)$ of gaining money upon encountering a random honest player

$$p^c(m+1|m) = (1 - \pi^h(0))[(1 - q_c)/2 + q_c] = (1 - \pi^h(0))(1 + q_c)/2, \quad m > 0. \quad (34)$$

Similarly, the transition probability $p^c(m-1|m)$ for the single cheater to lose money to the honest player reads

$$p^c(m-1|m) = \pi^h(0)(1 - q_c) + (1 - \pi^h(0))(1 - q_c)/2 = (1 + \pi^h(0))(1 - q_c)/2, \quad m > 0. \quad (35)$$

The reason why $\pi^h(0)$ plays such a key role in the transition probabilities is because a cheater cannot gain from a honest player with no money. Comparing Eqs. (34) and (35) we see that the probability of losing and gaining money are equal at $q_c = \pi^h(0)$. For $q_c < \pi^h(0)$ the cheater is more likely to lose money than gain (i.e., $p^c(m-1|m) > p^c(m+1|m)$), and for $q_c > \pi^h(0)$ it is more likely for the cheater to gain money (i.e., $p^c(m+1|m) > p^c(m-1|m)$). This effectively explains why $q_{\text{crit}} = \pi^h(0)$ sets a sharp transition between a flat and increasing trend for $\langle M_c \rangle$ as seen in Fig. 4b.

D. Speed limits for losing and gaining money

In our previous analysis, we focused on the steady-state distribution of wealth among cheaters and honest players. In this section, we shift our focus to the dynamics of how the system relaxes toward this steady state. By recognizing that the combined wealth of both cheaters and honest players in our all-to-all game can be modeled as a discrete-time one-dimensional random walk, we derive in Appendix D an expression for the average wealth owned by the cheaters after n encounters, which reads

$$\langle M_c(n) \rangle = \langle M_c(0) \rangle + 2\Phi_c(1 - \Phi_c) \sum_{l=0}^{n-1} (P^c(0;l)[1 - q_c] - P^h(0;l) + q_c), \quad (36)$$

where $\langle M_c(0) \rangle$ is the initial wealth owned by the cheaters. Furthermore, $P^c(0;n)$ and $P^h(0;n)$ are the probabilities after n encounters for a cheater and honest player to have zero money, respectively. Note that the average wealth owned by the honest players follows from $\langle M_h(n) \rangle = M - \langle M_c(n) \rangle$. Since $0 \leq P^c(0;l) \leq 1$ and $0 \leq P^h(0;l) \leq 1$, we can use the maximum and minimum values of both probabilities to derive the following bounds for losing and gaining money after n encounters

$$-2(1 - q_c)\Phi_c(1 - \Phi_c)n \leq \langle M_c(n) \rangle - \langle M_c(0) \rangle \leq 2\Phi_c(1 - \Phi_c)n. \quad (37)$$

The upper bound is shown in Fig. 5a with the black line, and saturates when $q_c \rightarrow 1$. Notably, when $q_c = 1$, the lower bound in Eq. (37) equals 0, since a cheater who always cheats cannot incur losses. Most interestingly, at $\Phi_c = 1/2$ the lower and upper bound attain their largest value (in magnitude), which is also shown in Fig. 5b. This shows that the fastest profit for a group of cheaters occurs when half of the players are cheaters and the other half are honest players. As the number of cheaters increases (i.e., $\Phi_c > 1/2$), the likelihood of encountering an honest player diminishes, which in turn reduces the rate at which cheaters can profit. Conversely, a smaller number of cheaters (i.e., $\Phi_c < 1/2$) leads to diminished gains, as there are fewer cheaters that contribute money to the cheaters pool.

Since $\langle M_h(n) \rangle - \langle M_h(0) \rangle = \langle M_c(0) \rangle - \langle M_c(n) \rangle$, the upper and lower bounds in Eq. (37) are interchanged and multiplied by a negative sign for the honest players. Consequently, it follows that when $q_c = 1$, the group of honest players cannot gain any money, which aligns with our expectations.

VI. DISCUSSION & CONCLUSION

We investigated the transient and steady-state dynamics of the BDY game in the presence of probabilistic cheaters. The addition of probabilistic cheaters results in two groups of players each having an independent exchange strategy, resulting in different steady-state wealth distributions for each group. We derived analytical expressions for the steady-state distribution of wealth for a single cheater and an honest player in Sec. IV, and analyzed how those distributions and their moments depend on the model parameters such as the fractions of cheaters and honest players, the cheating probability, and the total wealth. In Sec. IV E we found a critical scaling of the cheating probability, $q_c \propto 1/\langle m \rangle$ for $\langle m \rangle \gg 1$, which induces significant changes in the steady-state distribution for the cheaters. This implies that already a very low probability of cheating can have drastic consequences for the honest players. Furthermore, in Sec. IV F we derived a lower bound for the relative variance of the combined wealth distribution, which can be used by an external observer to detect the presence of hidden cheaters. A violation of this lower bound is a direct consequence of the addition of two different wealth distributions, namely that of the honest players and cheaters, which results in a bi-exponential distribution. Such a bi-exponential distribution is lacking in the original BDY game, where only honest players are present.

In Sec. V we determined the total average wealth held by the cheaters and the honest players. When the fraction of cheaters is lower than that of the honest players, i.e., $\Phi_c < \Phi_h$, we identified a threshold cheating probability $q_{1/2}$ given by Eq. (28) above which the smaller pool of cheaters will own the majority of money. Taking an arbitrarily small density of cheaters, we also identified a critical cheating probability q_{crit} given by Eq. (31) at which the average wealth of the cheaters undergoes a second order discontinuity. From the perspective of the cheaters it is beneficial to attain a cheating probability above q_{crit} in order to gain substantially from the cheating. Finally, we also determined the relaxation dynamics of the average wealth in Sec. V D, and found limits on how fast a group of cheaters and honest players can gain or lose money. The fastest gain for the cheaters is set when the density of cheaters is kept at $\Phi_c = 1/2$, a result confirmed by Monte-Carlo simulations.

The wealth distributions predicted by our model are either exponential or bi-exponential, thus having exponential tails. While the exponential form often accurately describes the bulk of real-world wealth distributions [1], these also often display power-law tails. Within the BDY-type models, one possible explanation of the power-law statistics is that the exchange rules are not fair. Indeed, a power-law distribution has been derived for such an extended model with biased exchanges [16]. How cheaters change the wealth distributions for the models with unfair exchange rules is an open question.

Finally, we note that, while cheating goes unpunished in our model, it would be interesting to explore the introduction of penalties for cheating, such as financial repercussions upon detection. This approach would allow for a deeper investigation of the optimal probabilities of detection and cheating. Additionally, it would be valuable to categorize different groups of cheaters, each with unique cheating probabilities, to understand the dynamics of cheating behavior more comprehensively. Such advancements could enhance our understanding of the interplay between detection mechanisms and deception strategies.

Acknowledgments. Financial support from the German Research Foundation (DFG) through the Heisenberg Program Grants GO 2762/4-1 and GO 2762/5-1 (to AG) is gratefully acknowledged. DEM is grateful to the support from the Robert A. Welch Foundation (Grant F-1514), US National Science Foundation (grant CHE-2400424), and the Alexander von Humboldt Foundation.

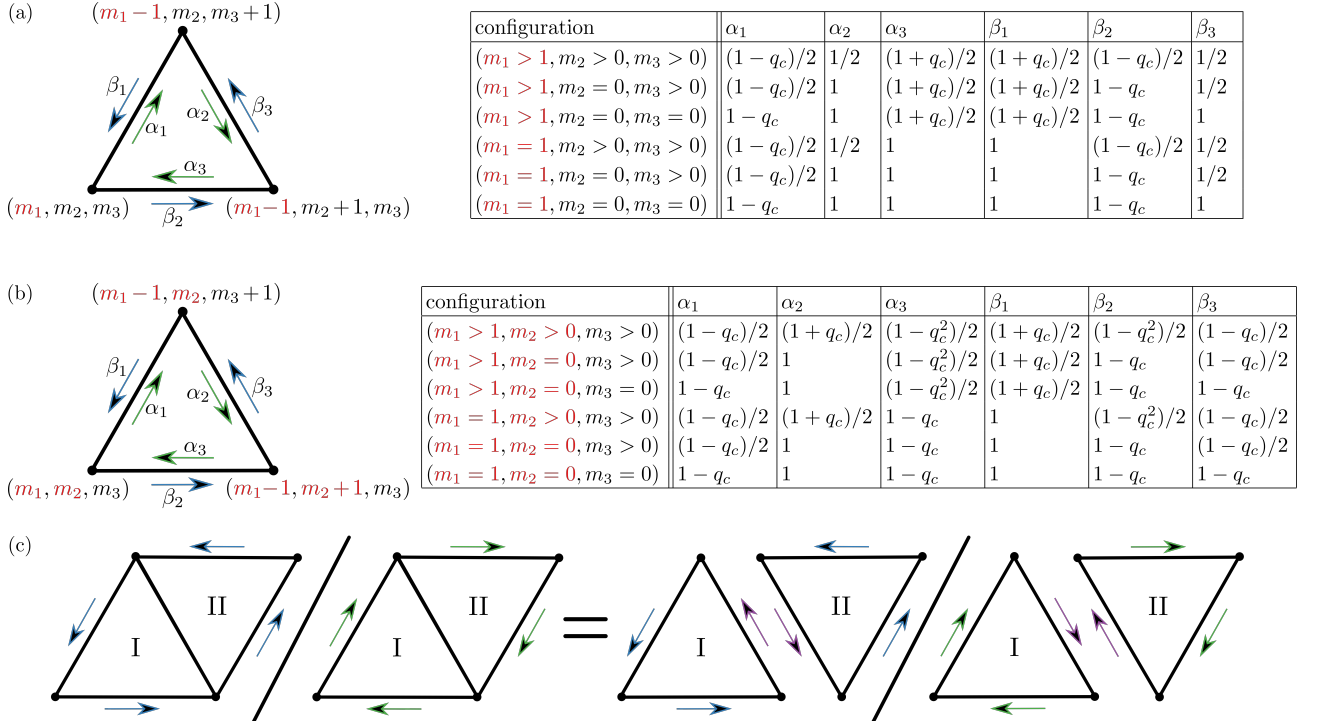


FIG. A1. (a,b) Transition probabilities (up to a multiplicative constant factor) for the exchange of money between (a) one cheater and two honest players, and (b) two cheaters and one honest player. The amount of money owned by the cheaters is indicated in red. For each possible wealth scenario between the players, the table on the right shows that the product of clockwise to counterclockwise transition probabilities is equal. This confirms that the money game with cheaters obeys detailed balance. (c) Utilizing the exchange triangles, we can derive the ratio of clockwise to counterclockwise transition probabilities for a diamond graph (and any larger graph). It is important to note that the transition probabilities highlighted in purple cancel out in the ratio, ensuring that they are not overcounted.

APPENDIX

Appendix A: Detailed balance in the money game

To demonstrate that the money game involving cheaters satisfies detailed balance (see Eq. (5)), we utilize Kolmogorov's cycle criterion [44, 45]. This criterion establishes that detailed balance is satisfied if and only if all cyclic sequences of states have an equal product of transition probabilities in the clockwise and counterclockwise direction, respectively.

In the context of the money game, we leverage the fact that the connectivity graph between all wealth configurations can be constructed from exchange triangles involving three players, as illustrated in Fig. A1 and Fig. 2d-f. Specifically, Fig. A1a depicts an exchange triangle that showcases the potential exchanges between a cheater and two honest players. The accompanying Table in Fig. A1a demonstrates that for all possible wealth distributions among the players, the relationship $\alpha_1\alpha_2\alpha_3 = \beta_1\beta_2\beta_3$ holds, where α_i and β_i denote the transition probabilities in the counterclockwise and clockwise directions, respectively. This finding also extends to exchanges involving two cheaters and one honest player, as shown in Fig. A1b. For exchanges involving three cheaters or three honest players, the symmetry of the exchange triangle inherently ensures equality between a cycle of clockwise and counterclockwise transitions.

From these exchange triangles, we can derive the ratio of clockwise to counterclockwise transition probabilities for any larger cycle. For example, in Fig. A1c, we demonstrate how the transition probability ratio in a diamond graph can be decomposed into the transition probability ratios of the exchange triangles forming that diamond structure. Together with the results presented in the Tables of Fig. A1a,b, this analysis indicates that the ratio of clockwise to counterclockwise transition probabilities is equal to one for any cycle. Thus, we conclude that the money game with cheaters obeys detailed balance.

Appendix B: Derivation of the steady-state wealth distribution per player

1. Steady-state probability distribution of wealth for a cheater

We concentrate on a single cheater and examine the evolution of the wealth m owned by this individual. We employ the local-equilibrium approximation [46, 47], assuming that the dynamics of an individual player can be effectively modeled by a one-dimensional Markovian random walk with effective transition probabilities of stepping right and left estimated as averages over the rest of the players. Our objective is to evaluate, $p^c(m+1|m)$ and $p^c(m-1|m)$, the conditional probabilities that a cheater with an amount m of money will gain or lose money upon interacting with another player. Focusing on $p^c(m+1|m)$, we note that the cheater can only gain when the other player has nonzero wealth. This event can only result from the following scenarios:

- the other player is an honest player and has nonzero money: the probability of this is $\Phi_h(1 - \pi^h(0))$
- the other player is a cheater, does not cheat, and has nonzero money: the probability is $\Phi_c(1 - q_c)(1 - \pi^c(0))$

Now we also need to consider whether the cheater is actually cheating in a respective move or not. Taking this into account, the conditional jump probability for a cheater to gain reads

$$p_+^c \equiv p^c(m+1|m) = (2/N)[\Phi_h(1 - \pi^h(0)) + \Phi_c(1 - q_c)(1 - \pi^c(0))][q_c + (1 - q_c)(1/2)], \quad m \geq 1. \quad (\text{B1})$$

In the above equation, the factor $2/N$ accounts for the probability of selecting a specific player, which is $1/N$ times 2 since the encounter between two players can be initiated from both sides. Note that this factor will appear in all conditional jump probabilities. It therefore cancels whenever a ratio of probabilities is taken. Next, we also need to consider separately the case when the cheater has zero money, for which a cheating or fair move are equivalent, resulting in

$$\hat{p}_+^c \equiv p^c(1|0) = (2/N)[\Phi_h(1 - \pi^h(0)) + \Phi_c(1 - q_c)(1 - \pi^c(0))]. \quad (\text{B2})$$

Finally, we consider the conditional probability to lose money, i.e., $p^c(m-1|m)$. Note that the cheater can only lose money upon not cheating. Taking into account that the other player can be a cheater or an honest player, this leads to

$$p_-^c \equiv p^c(m-1|m) = (2/N)(1 - q_c)(\Phi_h[\pi^h(0) + (1 - \pi^h(0))/2] + \Phi_c[\pi^c(0) + (1 - \pi^c(0))(q_c + (1 - q_c)/2)]), \quad m \geq 1. \quad (\text{B3})$$

Since the dynamics of a single cheater in the money game takes place on a one-dimensional graph, the steady-state probabilities $\pi^c(m)$ automatically must satisfy the detailed balance condition [43] (this is true regardless of whether the full underlying Markov chain obeys detailed balance or not), i.e.,

$$\pi^c(m)p^c(m \pm 1|m) = \pi^c(m \pm 1)p^c(m|m \pm 1). \quad (\text{B4})$$

Equation (B4) can be used as an iterative map to obtain $\pi^c(m)$, starting from $\pi^c(0)$

$$\pi^c(1) = \pi^c(0) \frac{\hat{p}_+^c}{p_-^c}, \quad \pi^c(2) = \pi^c(1) \frac{p_+^c}{p_-^c}, \quad \text{etc.}, \quad (\text{B5})$$

and since the conditional transition probabilities do not depend explicitly on m , we obtain the general result

$$\pi^c(m) = 2\pi^c(0) \frac{(1 + q_c)^{m-1} [\Phi_h(1 - \pi^h(0)) + \Phi_c(1 - q_c)(1 - \pi^c(0))]}{(1 - q_c)^m [\Phi_h(1 + \pi^h(0)) + \Phi_c(2 - (1 - q_c)(1 - \pi^c(0)))]}, \quad m \geq 1. \quad (\text{B6})$$

Note that both, $\pi^c(0)$ and $\pi^h(0)$ still need to be determined. To determine $\pi^h(0)$ we use the normalization condition

$$\sum_{m=0}^{\infty} \pi^c(m) = 1, \quad (\text{B7})$$

and obtain the remarkably simple result given by Eq. (8). Inserting this expression for $\pi^h(0)$ into Eq. (B6) finally results in Eq. (9). To determine the expression for $\pi^h(0)$, we need to evaluate the steady-state of the honest players, which we do in the next section.

2. Steady-state probability distribution of wealth for an honest player

We now follow the same procedure as described for the cheaters but instead focus on the random walk of a single honest player in the game. Let $p^h(m+1|m)$ and $p^h(m-1|m)$ be the conditional probability that an honest player with m units of money will increase/decrease said amount by 1. Using the same reasoning as we did for the conditional probabilities of the cheater, we obtain

$$p_+^h \equiv p^h(m+1|m) = (2/N)[\Phi_h(1 - \pi^h(0)) + \Phi_c(1 - q_c)(1 - \pi^c(0))]/2 = (2/N)(1 - \pi^h(0))/2, \quad m \geq 1, \quad (\text{B8})$$

$$\hat{p}_+^h \equiv p^h(1|0) = (2/N)[\Phi_h(1 - \pi^h(0)) + \Phi_c(1 - q_c)(1 - \pi^c(0))] = (2/N)(1 - \pi^h(0)), \quad (\text{B9})$$

$$p_-^h \equiv p^h(m-1|m) = (2/N)[\Phi_h(1 + \pi^h(0)) + \Phi_c(2 - (1 - q_c)(1 - \pi^c(0)))]/2 = (2/N)(1 + \pi^h(0))/2, \quad m \geq 1, \quad (\text{B10})$$

where for the last equalities we have inserted Eq. (8) for $\pi^c(0)$. Remarkably, we obtain the same expressions for the conditional probabilities as for the game with no cheaters (see Eqs. (4) and (5) in [16]). However, note that $\pi^h(0)$ will depend on the presence of cheaters. To see this, let us first construct the steady-state probability for the honest players, which can be obtained from the detailed balance relation

$$\pi^h(m)p^h(m \pm 1|m) = \pi^h(m)p^h(m|m \pm 1). \quad (\text{B11})$$

Upon iterating Eq. (B11) for $\pi^h(m)$ we obtain Eq. (11). Notably, Eq. (11) is already normalized, i.e., $\sum_{m=0}^{\infty} \pi^h(m) = 1$, regardless of the value of $\pi^h(0)$. So, to determine $\pi^h(0)$, we need to use the conservation of money $\langle m \rangle$, which reads

$$\Phi_h \langle m_h \rangle + \Phi_c \langle m_c \rangle = \langle m \rangle, \quad (\text{B12})$$

where $\langle m_c \rangle$ and $\langle m_h \rangle$ are given by Eqs. (25)-(26). Inserting the expressions for $\langle m_c \rangle$ and $\langle m_h \rangle$ into Eq. (B12), and using that $\Phi_c = 1 - \Phi_h$, we obtain after some algebraic manipulations

$$[\pi^h(0)]^3 + [\pi^h(0)]^2(2\langle m \rangle - \Phi_h q_c) - \pi^h(0)(1 + 2\langle m \rangle q_c) + \Phi_h q_c = 0. \quad (\text{B13})$$

By writing

$$\pi^h(0) = t + (1/3)(\Phi_h q_c - 2\langle m \rangle), \quad (\text{B14})$$

we can transform Eq. (B13) into a suppressed cubic for t

$$t^3 - \Delta_0 t + \Delta_1 = 0, \quad (\text{B15})$$

where Δ_0 and Δ_1 are given by Eq. (12), and whose solution is given by Eq. (10). This concludes the derivation of the steady-state wealth distribution for a cheater and honest player.

a. Perturbation expansion for $\Phi_c = \varepsilon$

Here we consider $\Phi_c = \varepsilon \ll 1$ (such that $\Phi_h = 1 - \varepsilon$ is close to 1), allowing us to use a perturbation expansion of Eq. (B13). The leading order solutions of Eq. (B13) for $\Phi_h = 1$ in the interval $[0, 1]$ are given by $\pi^h(0) = q_{\text{crit}}$ (see Eq. (13)) and $\pi^h(0) = q_c$. Since $\max(q_c, q_{\text{crit}}) < \pi^h(0) \leq 1$ (see proof in Appendix C), we choose the leading order term $\pi^h(0) = q_{\text{crit}}$ for $q_c \leq q_{\text{crit}}$, and $\pi^h(0) = q_c$ for $q_c > q_{\text{crit}}$. Next, we compute the first order perturbation. Here, special care has to be taken when $q_c = q_{\text{crit}}$, as the first order perturbation here scales with $\varepsilon^{1/2}$ instead of ε . The final result for $\pi^h(0)$ then reads

$$\pi^h(0) \simeq \begin{cases} q_{\text{crit}} + \varepsilon \frac{\langle m \rangle q_c}{\sqrt{\langle m \rangle^2 + 1}(1 - \langle m \rangle q_c) - q_c(1 + \langle m \rangle^2)} + \mathcal{O}(\varepsilon^2), & q_c < q_{\text{crit}}, \\ q_{\text{crit}} + \varepsilon^{1/2} \left(\frac{1 - q_c^2}{1 + q_c^2} \right)^{1/2} - \varepsilon \frac{q_c^3(3 + q_c^2)}{2(1 + q_c^2)^2} + \mathcal{O}(\varepsilon^{3/2}), & q_c = q_{\text{crit}}, \\ q_c + \varepsilon \frac{q_c(1 - q_c^2)}{q_c^2 + 2\langle m \rangle q_c - 1} - \varepsilon^2 \frac{2\langle m \rangle q_c^2(1 - q_c^4)}{(q_c^2 + 2\langle m \rangle q_c - 1)^3} + \mathcal{O}(\varepsilon^3), & q_c > q_{\text{crit}}. \end{cases} \quad (\text{B16})$$

The first order terms in Eq. (B16) are positive, and therefore we find $\max(q_c, q_{\text{crit}}) < \pi^h(0) \leq 1$ as expected. Inserting Eq. (B16) into Eq. (25) results in the expansion shown in Eq. (30).

Appendix C: Proof of Eq. (22) in the presence of cheaters

To prove the inequality given by Eq. (22) we employ the following steps:

1. First, note that $\pi^h(0)$ obeys the the following bound for $0 < \Phi_c \leq 1$, $0 < q_c \leq 1$, and $\langle m \rangle > 0$

$$q_{\text{crit}} < \pi^h(0) \leq 1, \quad (\text{C1})$$

where q_{crit} is given by Eq. (13). To prove this, we substitute the value $\pi^h(0) \rightarrow q_{\text{crit}}$ into Eq. (B13), which leaves us with a negative remainder term of $-2\langle m \rangle q_{\text{crit}} \Phi_c q_c < 0$. Similarly, if we substitute the value $\pi^h(0) \rightarrow 1$ into Eq. (B13), we obtain a nonnegative remainder term of $2\langle m \rangle (1 - q_c)$. This implies that somewhere in the interval $[q_{\text{crit}}, 1]$ the cubic equation (B13) crosses the value 0, from which follows Eq. (C1). Furthermore, together with the results from Sec. IV, this implies that $\max(q_c, q_{\text{crit}}) < \pi^h(0) \leq 1$.

2. Second, starting from Eq. (B12), we can rewrite Eq. (B13) into the following form

$$\frac{1}{\pi^h(0)} + \frac{(1 - [\pi^h(0)]^2) \Phi_c q_c}{(\pi^h(0) - q_c) \pi^h(0)} = 2\langle m \rangle + \pi^h(0). \quad (\text{C2})$$

The left hand side of Eq. (C2) is similar to the expression inside the brackets of Eq. (21). The right hand side of Eq. (C2) can be bounded from below using Eq. (C1)

$$2\langle m \rangle + \pi^h(0) \stackrel{(\text{C1})}{>} 2\langle m \rangle + q_{\text{crit}} = \langle m \rangle + \sqrt{\langle m \rangle^2 + 1}. \quad (\text{C3})$$

3. Finally, starting from Eq. (21), we use the following chain of (in)equalities

$$\begin{aligned} \frac{\text{var}(m)}{\langle m \rangle^2} &\stackrel{(\text{21})}{=} \frac{1}{\langle m \rangle} \left(\frac{1}{\pi^h(0)} + \frac{(1 - [\pi^h(0)]^2) \Phi_c q_c}{(\pi^h(0) - q_c)(\pi^h(0) - \Phi_h q_c)} \right) - 1 \\ &\geq \frac{1}{\langle m \rangle} \left(\frac{1}{\pi^h(0)} + \frac{(1 - [\pi^h(0)]^2) \Phi_c q_c}{(\pi^h(0) - q_c) \pi^h(0)} \right) - 1 \\ &\stackrel{(\text{C2})}{=} \frac{1}{\langle m \rangle} (2\langle m \rangle + \pi^h(0)) - 1 \\ &\stackrel{(\text{C3})}{>} \sqrt{1 + 1/\langle m \rangle^2}, \end{aligned} \quad (\text{C4})$$

where the first inequality follows from $1/(x - a) \geq 1/x$ for $x \geq a \geq 0$. This concludes the proof of Eq. (22).

Appendix D: Relaxation dynamics

Here, we derive Eq. (36) for the transient dynamics of the money owned by the cheaters. Our starting point is a master equation for the temporal evolution of the money distributions for a single cheater and honest player, denoted as $P^c(m; n)$ and $P^h(m; n)$, respectively. Note that by definition, $\lim_{n \rightarrow \infty} P^c(m; n) = \pi^c(m)$ and $\lim_{n \rightarrow \infty} P^h(m; n) = \pi^h(m)$. The master equation for the probability distribution of a single cheater reads

$$\begin{aligned} P^c(0; n+1) &= p_-^c(n) P^c(1; n) - (\hat{p}_+^c(n) - 1) P^c(0; n), \\ P^c(1; n+1) &= p_-^c(n) P^c(2; n) + \hat{p}_+^c(n) P^c(0; n) - [p_-^c(n) + p_+^c(n) - 1] P^c(1; n), \\ P^c(m; n+1) &= \sum_{k=\pm} [p_k^c(n) P^c(m-k; n) - p_k^c(n) P^c(m; n)] + P^c(m; n), \quad m \geq 2. \end{aligned} \quad (\text{D1})$$

For an honest player, the same results apply upon substituting $c \rightarrow h$ in the above equations. Note that the transition probabilities $p_{\pm}^c(n)$ and $\hat{p}_+^c(n)$ are time-dependent, and are derived from Eqs. (B1)-(B3) (and Eqs. (B8)-(B10) for the honest players) upon making the substitution $\pi^c(0) \rightarrow P_0^c(n)$ and $\pi^h(0) \rightarrow P_0^h(n)$, i.e., the probability after n steps for a cheater or honest player to have zero money, inside their respective expressions. From this definition, it follows that $\lim_{n \rightarrow \infty} p_{\pm}^c(n) = p_{\pm}^c$ and $\lim_{n \rightarrow \infty} \hat{p}_+^c(n) = \hat{p}_+^c$. Note that the master equations for $P^h(m; n)$ and $P^c(m; n)$ are coupled and nonlinear in n due to the nonlinearities in the transition probabilities $p_{\pm}^c(n)$ and $\hat{p}_+^c(n)$. To solve Eq. (D1), we introduce the generating functions

$$G_z^c(n) \equiv \sum_{m=0}^{\infty} z^m P^c(m; n) \quad (\text{D2})$$

Multiplying Eq. (D1) with z^m , and summing up all contributions, we obtain, after some algebraic manipulation,

$$G_z^c(n+1) - G_z^c(n) = p_-^c(n)[G_z^c(n) - P^c(0;n)](z^{-1} - 1) + [p_+^c(n)(G_z^c(n) - P^c(0;n)) + \hat{p}_+^c(n)P^c(0;n)](z - 1). \quad (D3)$$

Note that the right-hand side of Eqs. (D3) is zero for $z = 1$, which is due to the normalization condition $G_1^c(n) = \sum_{m=0}^{\infty} P^c(m;n) = 1$. Expressing $\langle M_c(n) \rangle$ via the generating function, i.e. $\langle M_c(n) \rangle / N_c = dG_z^c(n)/dz|_{z=1}$, we obtain a difference equation for the average amount of money owned by the cheaters

$$\langle M_c(n+1) \rangle - \langle M_c(n) \rangle = 2\Phi_c(1 - \Phi_c)(P^c(0;n)[1 - q_c] - P^h(0;n) + q_c). \quad (D4)$$

In general, one can obtain a difference equation for any arbitrary moment $\langle M_c^k(n) \rangle$ by differentiating the generating function k times (see Eq. (D2)). The solution of Eq. (D4) is given by Eq. (36). Finally, note that upon inserting the steady-state relation $\lim_{n \rightarrow \infty} P^c(0;n) = \lim_{n \rightarrow \infty} (P^h(0;n) - q_c)/(1 - q_c)$ given by Eq. (8), the right-hand side of Eq. (D4) becomes zero as expected.

-
- [1] V. M. Yakovenko and J. B. Rosser, Colloquium: Statistical mechanics of money, wealth, and income, *Rev. Mod. Phys.* **81**, 1703 (2009).
 - [2] E. Bennati, Un metodo di simulazione statistica nell'analisi della distribuzione del reddito, *Riv. Int. Sci. Soc.* **35**, 735 (1988).
 - [3] A. Dragulescu and V. M. Yakovenko, Statistical mechanics of money, *Eur. Phys. J. B* **17**, 723 (2000).
 - [4] S. Ispolatov, P. L. Krapivsky, and S. Redner, Wealth distributions in asset exchange models, *The European Physical Journal B-Condensed Matter and Complex Systems* **2**, 267 (1998).
 - [5] W. Klein, N. Lubbers, K. K. L. Liu, T. Khouw, and H. Gould, Mean-field theory of an asset exchange model with economic growth and wealth distribution, *Phys. Rev. E* **104**, 014151 (2021).
 - [6] M. Greenberg and H. O. Gao, Twenty-five years of random asset exchange modeling, *Eur. Phys. J. B* **97**, 1 (2024).
 - [7] B. M. Boghosian, M. Hudes, G. A. Khachatryan, and J. Marcq, An economically realistic asset exchange model, *Philos. Trans. R. Soc. A* **380**, 20210167 (2022).
 - [8] S. Sinha, Stochastic maps, wealth distribution in random asset exchange models and the marginal utility of relative wealth, *Physica Scripta* **2003**, 59 (2003).
 - [9] J. Angle, The surplus theory of social stratification and the size distribution of personal wealth, *Social Forces* **65**, 293 (1986).
 - [10] N. Lanchier, Rigorous proof of the boltzmann-gibbs distribution of money on connected graphs, *J. Stat. Phys.* **167**, 160 (2017).
 - [11] N. Lanchier and S. Reed, Rigorous results for the distribution of money on connected graphs, *J. Stat. Phys.* **171**, 727 (2018).
 - [12] N. Lanchier and S. Reed, Rigorous results for the distribution of money on connected graphs (models with debts), *J. Stat. Phys.* **176**, 1115 (2019).
 - [13] N. Lanchier and S. Reed, Distribution of money on connected graphs with multiple banks, *Math. Model. Nat. Phenom.* **19**, 10 (2024).
 - [14] F. Cao and P.-E. Jabin, From interacting agents to boltzmann-gibbs distribution of money, *Nonlinearity* **37**, 125020 (2024).
 - [15] D. Lucente, M. Baldovin, A. Puglisi, and A. Vulpiani, Random exchange dynamics with bounds: H-theorem and negative temperature (2023), [arXiv:2312.12017 \[cond-mat.stat-mech\]](https://arxiv.org/abs/2312.12017).
 - [16] M. Miao, D. E. Makarov, and K. Blom, Nonequilibrium statistical mechanics of money/energy exchange models, *J. Phys. A* **57**, 155003 (2024).
 - [17] D. Matthes and G. Toscani, On steady distributions of kinetic models of conservative economies, *J. Stat. Phys.* **130**, 1087 (2008).
 - [18] B. Boghosian, Fokker-planck description of wealth dynamics and the origin of pareto's law, *Int. J. Mod. Phys. B* **25**, 1441008 (2014).
 - [19] B. M. Boghosian, Kinetics of wealth and the pareto law, *Phys. Rev. E* **89**, 042804 (2014).
 - [20] B. M. Boghosian, A. Devitt-Lee, M. Johnson, J. Li, J. A. Marcq, and H. Wang, Oligarchy as a phase transition: The effect of wealth-attained advantage in a fokker-planck description of asset exchange, *Phys. A: Stat. Mech. Appl.* **476**, 15 (2017).
 - [21] E. Aydiner, A. G. Cherstvy, R. Metzler, and I. M. Sokolov, Universal pareto laws in agent-based exchange models: debt and varying initial-money distributions, *Eur. Phys. J. B* **96**, 123 (2023).
 - [22] F. Cao and S. Motsch, Derivation of wealth distributions from biased exchange of money, *Kinet. Relat. Models* **16**, 764 (2023).
 - [23] N. Scafetta, S. Picozzi, and B. J. West, A trade-investment model for distribution of wealth, *Physica D* **193**, 338 (2004).
 - [24] F. Cao and R. Cortez, Uniform propagation of chaos for a dollar exchange econophysics model, *Eur. J. Appl. Math.* , 1–13 (2024).
 - [25] M. Pickhardt and G. Seibold, Income tax evasion dynamics: Evidence from an agent-based econophysics model, *J. Econ. Psychol.* **40**, 147 (2014), special Issue on Behavioral Dynamics of Tax Evasion.

- [26] A. Korobow, C. Johnson, and R. Axtell, An agent-based model of tax compliance with social networks, *National Tax Journal* **60**, 589 (2007).
- [27] V. Capraro, M. c. v. Perc, and D. Vilone, Lying on networks: The role of structure and topology in promoting honesty, *Phys. Rev. E* **101**, 032305 (2020).
- [28] J. G. Gravelle, Tax havens: International tax avoidance and evasion, *National Tax Journal* **62**, 727 (2009).
- [29] T. Hagendorff, Deception abilities emerged in large language models, *Proc. Natl. Acad. Sci. U.S.A.* **121**, e2317967121 (2024).
- [30] D. Hendrycks, M. Mazeika, and T. Woodside, *An overview of catastrophic ai risks* (2023), [arXiv:2306.12001 \[cs.CY\]](#).
- [31] A. Azaria and T. Mitchell, The internal state of an llm knows when it's lying, *arXiv preprint arXiv:2304.13734* (2023).
- [32] K. Šekrst, Everybody lies: Deception levels in various domains of life, *Biosemitotics* **15**, 309 (2022).
- [33] J. Rowell, S. Ellner, and H. Reeve, Why animals lie: How dishonesty and belief can coexist in a signaling system., *Am. Nat.* **168**, E180 (2006).
- [34] A. Kajačkaite and U. Gneezy, Incentives and cheating, *Games Econ. Behav.* **102**, 433 (2017).
- [35] H. van Ditmarsch, J. van Eijck, F. Sietsma, and Y. Wang, On the logic of lying, in *Games, Actions and Social Software: Multidisciplinary Aspects*, edited by J. van Eijck and R. Verbrugge (Springer Berlin Heidelberg, Berlin, Heidelberg, 2012) pp. 41–72.
- [36] M. Bilinski, K. Ferguson-Walter, S. Fugate, R. Gabrys, J. Mauger, and B. Souza, You only lie twice: A multi-round cyber deception game of questionable veracity, in *Decision and Game Theory for Security*, edited by T. Alpcan, Y. Vorobeychik, J. S. Baras, and G. Dán (Springer International Publishing, Cham, 2019) pp. 65–84.
- [37] A. Rubinstein, Honest Signaling in Zero-Sum Games Is Hard, and Lying Is Even Harder, in *ICALP 2017*, LIPIcs, Vol. 80 (Schloss Dagstuhl – Leibniz-Zentrum für Informatik, Dagstuhl, Germany, 2017) pp. 77:1–77:13.
- [38] S. Számádó, Cheating as a mixed strategy in a simple model of aggressive communication, *Anim. Behav.* **59**, 221 (2000).
- [39] E. V. M. Vieira and J. F. Fontanari, A soluble model for the conflict between lying and truth-telling, *Mathematics* **12**, [10.3390/math12030414](#) (2024).
- [40] S. Erat and U. Gneezy, White lies, *Manag. Sci.* **58**, 723 (2012).
- [41] V. Capraro, M. Perc, and D. Vilone, The evolution of lying in well-mixed populations, *J. R. Soc. Interface* **16**, 20190211 (2019).
- [42] U. Garibaldi, T. Radivojević, and E. Scalas, Interplay of simple stochastic games as models for the economy, in *Applications of Mathematics 2013* (Institute of Mathematics AS CR, 2013) pp. 77–87.
- [43] J. R. Norris, *Markov chains*, 2 (Cambridge university press, 1998).
- [44] F. P. Kelly, *Reversibility and stochastic networks* (Cambridge University Press, 2011).
- [45] A. Kolmogoroff, Zur theorie der markoffschen ketten, *Math. Ann.* **112**, 155 (1936).
- [46] K. Blom and A. Godec, Criticality in cell adhesion, *Phys. Rev. X* **11**, 031067 (2021).
- [47] K. Kawasaki, Diffusion constants near the critical point for time-dependent ising models. ii, *Phys. Rev.* **148**, 375 (1966).