

Sparsification of the Generalized Persistence Diagrams for Scalability through Gradient Descent

Mathieu Carrière¹, Seunghyun Kim², and Woojin Kim³

¹Centre Inria d'Université Côte d'Azur, Sophia Antipolis, France*

^{2,3}Department of Mathematical Sciences, KAIST, South Korea[†]

December 10, 2024

Abstract

The generalized persistence diagram (GPD) is a natural extension of the classical persistence barcode to the setting of multi-parameter persistence and beyond. The GPD is defined as an integer-valued function whose domain is the set of intervals in the indexing poset of a persistence module, and is known to be able to capture richer topological information than its single-parameter counterpart. However, computing the GPD is computationally prohibitive due to the sheer size of the interval set. Restricting the GPD to a subset of intervals provides a way to manage this complexity, compromising discriminating power to some extent. However, identifying and computing an effective restriction of the domain that minimizes the loss of discriminating power remains an open challenge.

In this work, we introduce a novel method for optimizing the domain of the GPD through gradient descent optimization. To achieve this, we introduce a loss function tailored to optimize the selection of intervals, balancing computational efficiency and discriminative accuracy. The design of the loss function is based on the known erosion stability property of the GPD. We showcase the efficiency of our sparsification method for dataset classification in supervised machine learning. Experimental results demonstrate that our sparsification method significantly reduces the time required for computing the GPDs associated to several datasets, while maintaining classification accuracies comparable to those achieved using full GPDs. Our method thus opens the way for the use of GPD-based methods to applications at an unprecedented scale.

1 Introduction

Persistent homology, a central tool in topological data analysis (TDA), enables the study of topological features in datasets through algebraic invariants. In the classical one-parameter setting, the persistence barcode (or equivalently, the persistence diagram) serves as a complete, discrete, and computationally tractable invariant of a persistence module. Persistent homology can be extended to multi-parameter persistent homology, which provides tools for capturing the topological features of datasets using multiple filtrations instead of just one. However, the transition to multi-parameter persistent homology introduces significant complexity into the algebraic structure of the associated persistence modules [3, 6, 10].

Nevertheless, the generalized persistence diagram (GPD) extends the notion of persistence diagram from the one-parameter to the multi-parameter setting in a natural way [19, 30]. Although the GPD has been extensively studied in terms of stability, discriminating power,

*mathieu.carriere@inria.fr

[†]leo_k@kaist.ac.kr, woojin.kim@kaist.ac.kr

computation, and generalizations (see, e.g., [1, 13, 16, 17, 19, 21, 22, 23]), the computational complexity of GPDs remains a major obstacle. The primary challenge arises from the size of their domain: the domain of the complete GPD is either $\text{Int}(\mathbb{R}^d)$, the set of all intervals in \mathbb{R}^d , or any appropriately chosen, finite subset of $\text{Int}(\mathbb{R}^d)$ —however, in this case, domains still tend to be enormous to avoid sacrificing the GPD discriminating power [13]. Nevertheless, GPDs are flexible, in the sense that they are still well-defined on *any finite* subdomain $\mathcal{I} \subset \text{Int}(\mathbb{R}^d)$. Even if the subdomain has small size, as the GPD over \mathcal{I} is simply defined as the Möbius inversion of the generalized rank invariant (GRI) over \mathcal{I} (see Definition 2.1). This allows to control the aforementioned complexity of GPD computation by picking a small, or *sparse*, subdomain \mathcal{I} . Moreover, the topological information loss due to using such sparse subdomains can be mitigated by looking for *relevant* intervals, i.e., intervals that are rich in topological content; indeed, even with a substantially small subdomain $\mathcal{I} \subset \text{Int}(\mathbb{R}^d)$, the GPD over \mathcal{I} can still be finer than other traditional invariants of multi-parameter persistence modules, such as the rank invariant (RI) [10]; see [13] for details. However, how to design these subdomains in the “best” way so as to reduce computational cost while maintaining the discriminating power of the GPD is a question that has not been much explored so far.

Sparsification of the GPD via gradient descent. Motivated by the computational challenges of the GPD and the flexibility of this invariant upon selecting subsets of intervals as its domain, we propose a method for *automatically sparsifying GPDs* computed from \mathbb{R}^2 -persistence modules based on gradient descent. Namely, we consider the following scenario.

Suppose we aim at classifying instances of a given dataset based on their topological features, and we have already computed a set of corresponding persistence modules $\{M_i : \mathbb{R}^2 \rightarrow \text{vect}_k\}_{1 \leq i \leq t}$ from the dataset, where each persistence module corresponds to an individual data point. We consider the set $\{\text{dgm}_{M_i}^{\mathcal{I}}\}_{1 \leq i \leq t}$ of GPDs of M_i over a large set \mathcal{I} of intervals in \mathbb{R}^2 (cf. Definition 2.1). We refer to these as the *full GPDs*. Let $n \gg 1$ be the cardinality of \mathcal{I} , and let m be a sparsification parameter $m \in \mathbb{N}^* = \{1, 2, \dots\}$, which is typically significantly smaller than n . Let $\binom{\text{Int}(\mathbb{R}^2)}{m}$ denote the set of m -subsets of $\text{Int}(\mathbb{R}^2)$, i.e., $\{\mathcal{J} \subset \text{Int}(\mathbb{R}^2) : |\mathcal{J}| = m\}$. In order to identify an m -subset of intervals in \mathbb{R}^2 over which the new GPDs are computed (and subsequently used to classify the persistence modules $\{M_i\}_{1 \leq i \leq t}$), we proceed as follows. **Firstly**, we identify a loss function *defined on* $\binom{\text{Int}(\mathbb{R}^2)}{m}$:

$$\begin{aligned} \mathcal{L}_{d_\ell, m, \{M_i\}_{1 \leq i \leq t}} : \binom{\text{Int}(\mathbb{R}^2)}{m} &\rightarrow \mathbb{R} \\ \mathcal{J} &\mapsto \sum_{i=1}^t d_\ell(\text{dgm}_{M_i}^{\mathcal{J}}, \text{dgm}_{M_i}^{\mathcal{I}}), \end{aligned} \quad (1)$$

where d_ℓ is an appropriate dissimilarity function. **Secondly**, we search for a minimizer of the loss function. The goal of this search is to identify a subset \mathcal{J}^* of m intervals such that the GPDs of the $\{M_i\}_i$ over this sparse subset $\{\text{dgm}_{M_i}^{\mathcal{J}^*}\}_{1 \leq i \leq t}$, the *sparse GPDs*, best approximate their corresponding full counterparts overall. One natural way of searching for a (local) minimizer is through **gradient descent**, starting from a randomly chosen m -subset $\mathcal{J}_{\text{init}}$ of \mathcal{I} . To achieve this, the following requirements either must be met or highly desirable:

- (I) (Distance) A suitable distance or dissimilarity function d_ℓ , utilized in constructing the loss function above, ideally satisfying certain stability guarantees w.r.t. the *interleaving distance* between persistence modules [12, 24],
- (II) (Vectorization) A certain representation of the loss function $\mathcal{L}_{d_\ell, m, \{M_i\}_{1 \leq i \leq t}}$ as a map defined on some subset \mathcal{D} of Euclidean space,
- (III) (Convexity) Convexity of the subset \mathcal{D} ,
- (IV) (Loss regularity) Lipschitz stability and differentiability of $\mathcal{L}_{d_\ell, m, \{M_i\}_{1 \leq i \leq t}}$, and

(V) (Feasibility) Computational feasibility of $\mathcal{L}_{d_\ell, m, \{M_i\}_{1 \leq i \leq t}}$ for practical implementation.

Our contributions can be listed according to Items (I)-(V) mentioned above.

Summary of contributions.

- A natural choice for Item (I) would be to use the *erosion distance* d_E [13, 30], which is a standard metric between GPDs,¹ that is known to be stable under perturbations of input persistence modules w.r.t. the interleaving distance. However, the use of the erosion distance requires GPDs to be defined on the same set of intervals (Definition 3.1), and is thus inappropriate for our purpose. Furthermore, the erosion distance requires the GPD's domain to be *closed under thickening*, which, in turn, requires the domain to be infinite. Hence, **we introduce the sparse erosion distance \hat{d}_E between GPDs relative to (possibly) different interval sets, and we clarify its connection to the erosion distance (Definition 3.2, Proposition 3.4 (ii), and Corollary 3.5).**²
- Regarding Item (V), we only consider intervals in \mathbb{R}^2 that have finite numbers of minimal and maximal points. Then, if the sparse erosion distance \hat{d}_E is computed between GPDs of the *same* persistence module M , **we prove that \hat{d}_E depends solely on the domains \mathcal{I}, \mathcal{J} , and not on the input persistence module $\hat{d}_E((\text{dgm}_M, \mathcal{I}), (\text{dgm}_M, \mathcal{J})) = \hat{d}(\mathcal{I}, \mathcal{J})$ (Proposition 3.4 (iii)).** This fact significantly enhances the tractability of gradient descent as it allows to avoid recomputing the GPDs at every iteration. Moreover, **we derive a closed-form formula for the computation of $\hat{d}(\mathcal{I}, \mathcal{J})$ (Theorem 3.7 (i)).**

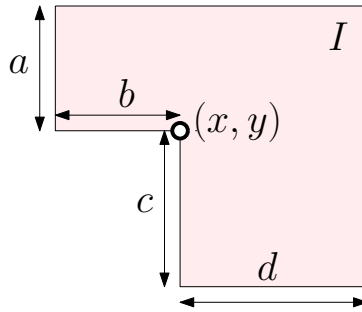


Figure 1: Any (2, 1)-interval I of \mathbb{R}^2 , as depicted above, is represented by $\mathbf{v}_I = (x, y, a, b, c, d) \in \mathbb{R}^6$. Any (1, 1)-interval can also be represented by $(x, y, a, b, c, d) \in \mathbb{R}^6$ with $b = c = 0$.

- For achieving Items (II) to (IV), we only consider intervals with at most two distinct minimal points and one maximal point. This ensures the existence of natural embeddings of these intervals into Euclidean space \mathbb{R}^6 , which can be obtained by stacking up the coordinates (x, y) of the interval middle points together with the lengths $a, b, c, d \geq 0$ needed to define the interval lower boundaries (Figure 1). The main advantages of this vectorization method (w.r.t. the other natural ones) are that 1. it allows for a simple formulation of the loss function (Theorem 3.7 (ii)), and 2. its variables are all independent from each other, which makes the implementation of gradient descent easier (Remarks 3.8 and 4.1).³ Using this vectorization method, **we also prove that \mathcal{D} not only forms a convex subset of Euclidean space \mathbb{R}^{6m} (Proposition 4.3),**

¹Note that d_E is also referred to as a metric between generalized rank invariants (GRIs), e.g., in [20, 13]. Since the GPD and the GRI determine one another (cf. Remark 2.2 (i) and (iii)), d_E can thus also be viewed as a metric between GPDs, as in [30, 33].

²Another possibility would be to use bottleneck and Wasserstein distances, however we show in Remark A.1 in the appendix that they fail to ensure continuity of the loss function.

³Alternatively, we can consider intervals with one minimal points and at most two maximal points. Either choice ensures that our restricted GPDs are not a weaker invariant than the rank invariant or the signed barcode [7]; see [13, Section 4].

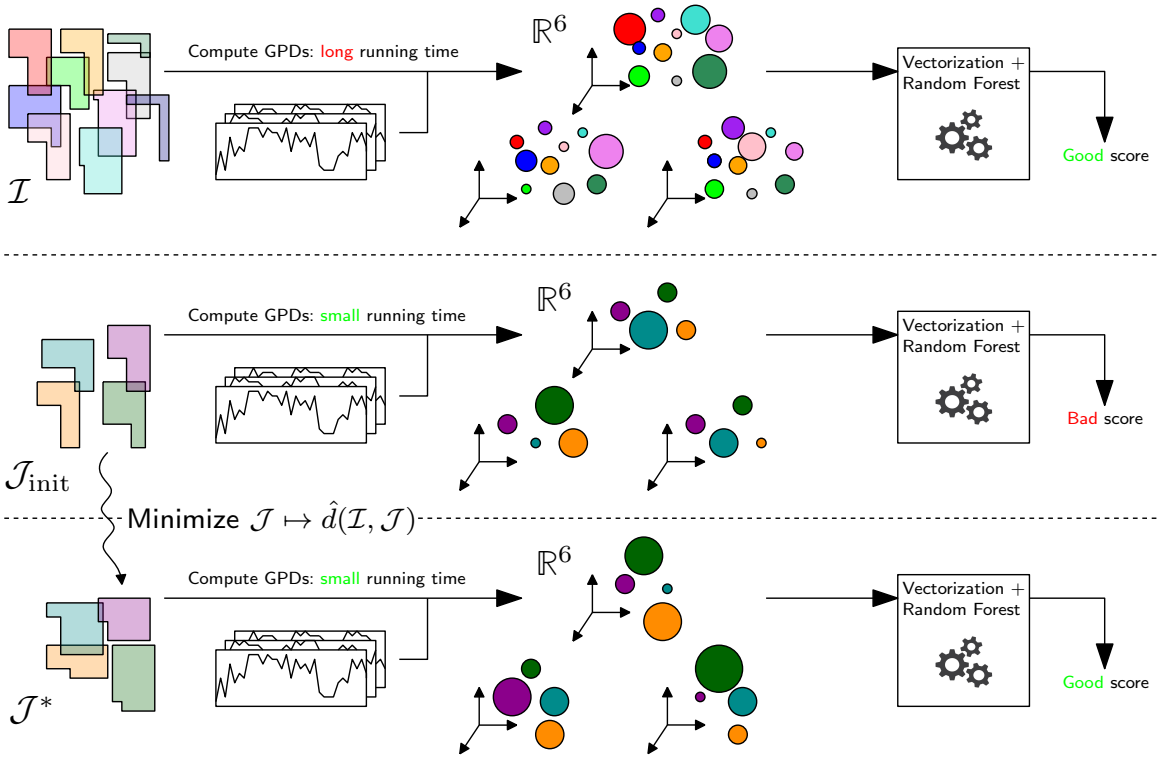


Figure 2: Our pipeline for sparsifying GPDs in the context of time series classification. The sizes of the GPD points in \mathbb{R}^6 are proportional to their multiplicities.

but also ensures the Lipschitz stability and almost everywhere differentiability of the loss function $\mathcal{L}_{d_\ell, m, \{M_i\}_{1 \leq i \leq t}}$ (Theorem 4.4 and Proposition 4.6). In fact, we prove that the loss function can actually be realized as

$$\begin{aligned} \mathcal{L}_{\hat{d}_{E, m}} : \mathcal{D}(\subset \mathbb{R}^{6m}) &\rightarrow \mathbb{R} \\ \mathbb{v}_{\mathcal{J}} &\mapsto t \cdot \hat{d}(\mathcal{I}, \mathcal{J}), \end{aligned} \quad (2)$$

where $\mathbb{v}_{\mathcal{J}}$ is our $6m$ -dimensional embedding of \mathcal{J} . Since t (the size of the dataset) is a constant, the (local) minimizers of $\mathcal{L}_{\hat{d}_{E, m}}$ coincide with those of the map $t^{-1} \cdot \mathcal{L}_{\hat{d}_{E, m}} : \mathbb{v}_{\mathcal{J}} \mapsto \hat{d}(\mathcal{I}, \mathcal{J})$. Hence, searching for a (local) minimizer of $\mathcal{L}_{\hat{d}_{E, m}}$ is essentially searching for the (locally) best m intervals that represent the domain \mathcal{I} of the full GPDs.

- Finally, regarding Item (V) again, and in order to showcase the efficiency of our proposed sparsification method, we provide numerical experiments on topology-based time series classification with supervised machine learning (Section 5 and Figure 2), in which we show that the sparse GPDs $\{\text{dgm}_{M_i}^{\mathcal{J}^*}\}_{1 \leq i \leq t}$ can be computed in much faster time than the full GPDs, while maintaining similar or better classification performances from random forests models. Our code is fully available at [sparse GPDs](#).

Comparison with other works. While there exist many existing works that utilize multi-parameter persistent homology to enhance the performance of machine learning models [11, 14, 25, 27, 29, 31, 32, 34], our work takes a different approach as it focuses on methods to mitigate the computational overhead associated with multi-parameter persistence descriptors.

The works most closely related to ours are [27] and [34], which were the first approaches to use the RI or GRI for multi-parameter persistence modules in a machine learning context. Firstly, [27] is based on an equivalent representation of the GPDs (computed from rectangle intervals⁴) as *signed measures* [7], which allows to compare GPDs with optimal transport distances, as well as to deploy known vectorization techniques intended for general measures. Secondly, the approach proposed in [34] involves vectorizing the GRIs of 2-parameter persistence modules by evaluating them on intervals with specific shapes called *worms*. Our goal is different: we rather aim at vectorizing and sparsifying the *domains* of the GPDs in order to achieve good performance scores. In fact, the sparsification process that we propose can actually be used complementarily to both [27] and [34] by first sparsifying the set of rectangles or worms before applying their vectorization methods. Note that differentiability properties of both of these approaches *w.r.t. the multi-parameter filtrations* were recently established [29, 31]; in contrast, our work deals with the differentiability of a GPD-based loss function *w.r.t. the interval domains* (while keeping the multi-parameter filtrations fixed).

Organization. Section 2 reviews basic properties of the GPD and GRI. Section 3 introduces the *sparse* erosion distance, clarify its relation to the erosion distance given in [13], and presents its closed-form formula, which is specialized and useful in our setting. Section 4 establishes the Lipschitz stability and differentiability of our loss function. Section 5 presents our numerical experiments. Finally, Section 6 discusses future research directions.

Acknowledgements. M.C. was partially supported by ANR grant “TopModel”, ANR-23-CE23-0014. The authors are grateful to the OPAL infrastructure from Université Côte d’Azur for providing resources and support. This work stemmed from a conversation between M.C. and W.K. during the Dagstuhl Seminar on ‘Applied and Combinatorial Topology’ (24092), held from February 26 to March 1, 2024. M.C. and W.K. thank the organizers of the Dagstuhl Seminar and appreciate the hospitality of Schloss Dagstuhl – Leibniz Center for Informatics.

2 Preliminaries

In this article, $P = (P, \leq)$ stands for a poset, regarded as the category whose objects are the elements of P , and for any pair $p, q \in P$, there exists a unique morphism $p \rightarrow q$ if and only if $p \leq q$. All vector spaces in this article are over a fixed field k . Let vect_k denote the category of finite-dimensional vector spaces and linear maps over k . A functor $P \rightarrow \text{vect}_k$ will be referred to as a **(P -)persistence module**. The **direct sum** of any two P -persistence modules is defined pointwisely. Any $M : P \rightarrow \text{vect}_k$ is **trivial** if $M(x) = 0$ for all $x \in P$. If a nontrivial M is not isomorphic to a direct sum of any two nontrivial persistence modules, M is **indecomposable**. Every persistence module is decomposed into a direct sum of indecomposable modules, uniquely determined up to isomorphism [2, 4].

An **interval** I of P is a subset $I \subseteq P$ such that: (i) I is nonempty. (ii) If $p, q \in I$ and $p \leq r \leq q$, then $r \in I$. (iii) I is **connected**, i.e. for any $p, q \in I$, there is a sequence $p = p_0, p_1, \dots, p_\ell = q$ of elements of I with p_i and p_{i+1} comparable for $0 \leq i \leq \ell - 1$. By $\text{Int}(P)$ we denote the set of all intervals of P .

Given any $I \in \text{Int}(P)$, the **interval module** k_I is the P -persistence module, with

$$(k_I)(p) := \begin{cases} k & \text{if } p \in I \\ 0 & \text{otherwise.} \end{cases}, \quad k_I(p \leq q) := \begin{cases} \text{id}_k & \text{if } p \leq q \in I \\ 0 & \text{otherwise.} \end{cases}$$

Every interval module is indecomposable [5, Proposition 2.2]. A P -persistence module M

⁴This types of GPDs are often called signed barcodes.

is **interval-decomposable** if it is isomorphic to a direct sum $\bigoplus_{j \in J} k_{I_j}$ of interval modules. In this case, the **barcode** of M is defined as the multiset $\text{barc}(M) := \{k_{I_j} : j \in J\}$.

For $p \in P$, let p^\uparrow denote the set of points $q \in P$ such that $p \leq q$. Clearly, p^\uparrow belongs to $\text{Int}(P)$. A P -persistence module is **finitely presentable** if it is isomorphic to the cokernel of a morphism $\bigoplus_{a \in A} k_{a^\uparrow} \rightarrow \bigoplus_{b \in B} k_{b^\uparrow}$, where A and B are finite multisets of elements of P .

When P is a connected poset, the **(generalized) rank** of M , denoted by $\text{rank}(M)$, is defined as the rank of the canonical linear map from the limit of M to the colimit of M , which is a nonnegative integer [19]. This isomorphism invariant of P -persistence modules, which takes a single integer value, can be refined into an integer-valued function as follows. Let \mathcal{I} be any nonempty subset of $\text{Int}(P)$. The **generalized rank invariant (GRI) of M over \mathcal{I}** is the map $\text{rk}_M^\mathcal{I} : \mathcal{I} \rightarrow \mathbb{Z}_{\geq 0}$ given by $I \mapsto \text{rank}(M|_I)$, where $M|_I$ is the restriction of M to I [19]. When $\mathcal{I} = \text{Int}(P)$, we denote $\text{rk}_M^\mathcal{I}$ simply as rk_M .

The generalized persistence diagram (GPD) of M over \mathcal{I} captures the changes of the GRI values when $I \in \mathcal{I}$ varies. Its formal definition follows.

Definition 2.1 ([13]). The **generalized persistence diagram (GPD) of M over \mathcal{I}** is defined as a function $\text{dgm}_M^\mathcal{I} : \mathcal{I} \rightarrow \mathbb{Z}$ that satisfies:⁵

$$\text{for all } I \in \mathcal{I}, \quad \text{rk}_M^\mathcal{I}(I) = \sum_{\substack{J \in \mathcal{I} \\ J \supseteq I}} \text{dgm}_M^\mathcal{I}(J). \quad (3)$$

Remark 2.2 ([13, Sections 2 and 3] and [7]). (i) If \mathcal{I} is finite, then $\text{dgm}_M^\mathcal{I}$ exists.

(ii) If $\text{dgm}_M^\mathcal{I}$ exists, then it is unique.

(iii) If $\text{dgm}_M^\mathcal{I}$ exists, then $\text{dgm}_M^\mathcal{I}$ and $\text{rk}_M^\mathcal{I}$ determine one another.

(iv) (Monotonicity) $\text{rk}_M^\mathcal{I}(I) \leq \text{rk}_M^\mathcal{I}(J)$ for any pair $I \supseteq J$ in \mathcal{I} .

(v) (The GPD generalizes the barcode) Let $\mathcal{I} = \text{Int}(P)$. If M is interval decomposable, then $\text{dgm}_M^\mathcal{I}$ exists. In this case, for any $I \in \text{Int}(P)$, $\text{dgm}_M^\mathcal{I}(I)$ coincides the multiplicity of I in $\text{barc}(M)$. Also, $\text{dgm}_M^\mathcal{I}$ often exists even when M is not interval decomposable.

(vi) If M is a *finitely presentable* \mathbb{R}^d -persistence module, then the GPD over $\text{Int}(\mathbb{R}^d)$ exists. [13, Theorem C(iii)].

In the rest of the article, every \mathbb{R}^d -persistence module M is assumed to be finitely presentable, thus its GPD over $\text{Int}(\mathbb{R}^d)$ exists, and is denoted by dgm_M .

3 Sparse erosion distance between GPDs relative to sampled intervals

We adapt the notion of erosion distance to define a distance between *GPDs relative to (possibly different) sampled intervals*. When comparing the same GPD *with two different sampled intervals*, this distance simplifies to a distance between sampled intervals. This is relevant in our case, as we compare the full and sparse GPDs of the *same* persistence module.

3.1 Sparse erosion distance

In this section, we review the definition of the erosion distance and adapt it to define the sparse erosion distance between *GPDs relative to sampled intervals*.

⁵Equation (3) is a generalization of the *fundamental lemma of persistent homology* [18].

For $\epsilon \in \mathbb{R}$, the vector $\epsilon(1, \dots, 1) \in \mathbb{R}^d$ will be simply denoted by ϵ whenever there is no risk of confusion. For $I \in \text{Int}(\mathbb{R}^d)$ and $\epsilon \in \mathbb{R}_{\geq 0}$, we consider the ϵ -thickening and ϵ -shrinking

$$I^\epsilon := \bigcup_{p \in I} B_\epsilon^\square(p) \quad \text{and} \quad I^{-\epsilon} := \{p \in I : p + \epsilon \in I \text{ and } p - \epsilon \in I\},$$

of I , where $B_\epsilon^\square(p)$ stands for the closed ϵ -ball around p w.r.t. the supremum distance, i.e. $B_\epsilon^\square(p) = \{q \in \mathbb{R}^d \mid p - \epsilon \leq q \leq p + \epsilon\}$. See Figure 3. A subset $\mathcal{I} \subset \text{Int}(\mathbb{R}^d)$ is said to be **closed under thickening** if for all $I \in \mathcal{I}$ and for all $\epsilon \in \mathbb{R}_{\geq 0}$, the interval I^ϵ belongs to \mathcal{I} .

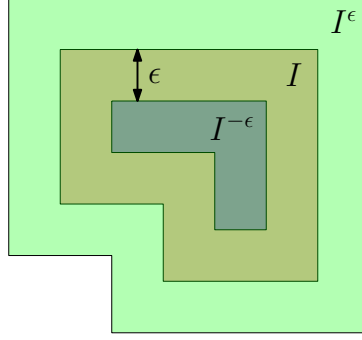


Figure 3: Example of ϵ -thickening and ϵ -shrinking of an interval I .

Definition 3.1 ([13, Definition 5.2]). Let M and N be \mathbb{R}^d -persistence modules. Let \mathcal{I} be any subset of $\text{Int}(\mathbb{R}^d)$ that is closed under thickening. The **erosion distance** between $\text{dgm}_M^{\mathcal{I}}$ and $\text{dgm}_N^{\mathcal{I}}$ (and equivalently between $\text{rk}_M^{\mathcal{I}}$ and $\text{rk}_N^{\mathcal{I}}$ by Remark 2.2 (ii)) is

$$d_E(\text{dgm}_M^{\mathcal{I}}, \text{dgm}_N^{\mathcal{I}}) := \inf(\epsilon > 0 : \text{for all } I \in \mathcal{I}, \text{rk}_N(I^\epsilon) \leq \text{rk}_M(I) \text{ and } \text{rk}_M(I^\epsilon) \leq \text{rk}_N(I)).$$

A **correspondence** between nonempty sets A and B is a subset $\mathcal{R} \subset A \times B$ satisfying the following: (1) for each $a \in A$, there exists $b \in B$ such that $(a, b) \in \mathcal{R}$, and (2) for each $b \in B$, there exists $a \in A$ such that $(a, b) \in \mathcal{R}$. For $\epsilon \in \mathbb{R}_{\geq 0}$, an ϵ -**correspondence** \mathcal{R} between nonempty $\mathcal{I}, \mathcal{J} \subset \text{Int}(\mathbb{R}^d)$ is a correspondence $\mathcal{R} \subset \mathcal{I} \times \mathcal{J}$ such that for all $(I, J) \in \mathcal{R}$,

$$I^{-\epsilon} \subset J \subset I^\epsilon \quad \text{and} \quad J^{-\epsilon} \subset I \subset J^\epsilon.$$

Blending the ideas of the Gromov-Hausdorff [9] and erosion distances, we obtain our new distance between GPDs relative to sampled intervals:

Definition 3.2 (Sparse erosion distance between GPDs relative to sampled intervals). For any $M, N : \mathbb{R}^d \rightarrow \text{vect}_k$ and any nonempty $\mathcal{I}, \mathcal{J} \subset \text{Int}(\mathbb{R}^d)$, the **sparse erosion distance** between pairs $(\text{dgm}_M, \mathcal{I})$ and $(\text{dgm}_N, \mathcal{J})$ is

$$\hat{d}_E((\text{dgm}_M, \mathcal{I}), (\text{dgm}_N, \mathcal{J})) := \inf(\epsilon > 0 : \text{there exists an } \epsilon\text{-correspondence } \mathcal{R} \subset \mathcal{I} \times \mathcal{J} \text{ s.t.} \\ \forall (I, J) \in \mathcal{R}, \forall \delta \in \mathbb{R}_{\geq 0}, \text{rk}_N(J^{\epsilon+\delta}) \leq \text{rk}_M(I^\delta) \text{ and } \text{rk}_M(I^{\epsilon+\delta}) \leq \text{rk}_N(J^\delta)).$$

Proposition 3.3. \hat{d}_E is an extended pseudometric. (See Appendix A.1 for its proof.)

For any nonempty $\mathcal{I}, \mathcal{J} \subset \text{Int}(\mathbb{R}^d)$, let

$$\hat{d}(\mathcal{I}, \mathcal{J}) := \inf(\epsilon > 0 : \text{there exists an } \epsilon\text{-correspondence between } \mathcal{I} \text{ and } \mathcal{J}). \quad (4)$$

We clarify the relationship among d_E , \hat{d}_E , and \hat{d} :

Proposition 3.4. Let $M, N : \mathbb{R}^d \rightarrow \text{vect}_k$ and let $\mathcal{I}, \mathcal{J} \subset \text{Int}(\mathbb{R}^d)$ be nonempty. We have:

(i) $\hat{d}(\mathcal{I}, \mathcal{J}) \leq \hat{d}_E((\text{dgm}_M, \mathcal{I}), (\text{dgm}_N, \mathcal{J}))$.

(ii) If $\mathcal{I} = \mathcal{J}$ are closed under thickening, then

$$\hat{d}_E((\text{dgm}_M, \mathcal{I}), (\text{dgm}_N, \mathcal{J})) \leq d_E(\text{dgm}_M^{\mathcal{I}}, \text{dgm}_N^{\mathcal{I}}). \quad (5)$$

(iii) If $M = N$ or $\text{dgm}_M = \text{dgm}_N$, then

$$\hat{d}_E((\text{dgm}_M, \mathcal{I}), (\text{dgm}_N, \mathcal{J})) = \hat{d}(\mathcal{I}, \mathcal{J}). \quad (6)$$

(See Appendix A.2 for the proof.)

We remark that the inequality given in Item (i) can be strict. For instance, let $d = 1$, $\mathcal{I} = \mathcal{J} = \text{Int}(\mathbb{R}^d)$, $M = 0$, and $N = k_{[0,1]}$. Then, $0 = \hat{d}(\mathcal{I}, \mathcal{J}) < \hat{d}_E((\text{dgm}_M, \mathcal{I}), (\text{dgm}_N, \mathcal{J}))$.

By Proposition 3.4 (ii) and the prior stability result of d_E [13, Theorem H], we have:

Corollary 3.5. For any $M, N : \mathbb{R}^d \rightarrow \text{vect}_k$ and for any $\mathcal{I} \subset \text{Int}(\mathbb{R}^d)$, we have

$$\hat{d}_E((\text{dgm}_M, \mathcal{I}), (\text{dgm}_N, \mathcal{J})) \leq d_I(M, N),$$

where the right-hand side is the interleaving distance between M and N .

3.2 Closed-form formula for the sparse erosion distance

In this section, we find a closed-form formula for the right-hand side of Equation (6), when each interval in \mathcal{I} and \mathcal{J} has only finitely many minimal and maximal points (Theorem 3.7). This result is essential when studying our loss function in Section 4 and optimizing the domains of the GPDs in Section 5.

For $p, q \in \mathbb{N}^*$, an interval $I \in \text{Int}(\mathbb{R}^2)$ is a (p, q) -interval if I has exactly p minimal points and exactly q maximal points. For any interval $I \in \text{Int}(\mathbb{R}^2)$, let $\min(I)$ (resp. $\max(I)$) be the set of all minimal (resp. maximal) elements of I . For $(x, y) \in \mathbb{R}^2$, define

$$\delta(x, y) := \begin{cases} 1 & \text{if } x \leq y \\ 0 & \text{if } x > y. \end{cases} \quad (7)$$

Lemma 3.6. For $p_r, q_r, p'_s, q'_s \in \mathbb{N}^*$, let $I_r, J_s \in \text{Int}(\mathbb{R}^2)$ be (p_r, q_r) - and (p'_s, q'_s) -intervals, respectively. Then, for any $\epsilon \in \mathbb{R}_{\geq 0}$, $I_r^{-\epsilon} \subset J_s \subset I_r^\epsilon$ and $J_s^{-\epsilon} \subset I_r \subset J_s^\epsilon$ if and only if

$$\epsilon \geq \max \left(\max_k a_k, \max_l b_l, \max_i c_i, \max_j d_j, \max_i a'_i, \max_j b'_j, \max_k c'_k, \max_l d'_l \right), \quad \text{where}$$

- i, j, k, l range from 1 to p_r, q_r, p'_s, q'_s , respectively,
- a_k, b_l, a'_i, b'_j are defined as (8), (9), (10), (11) respectively,
- c_i, d_j, c'_k, d'_l are defined as the minimums of (12) and (13), (14) and (15), (16) and (17), (18) and (19), respectively, and
- $\min(I_r) =: \{(x_i^r, y_i^r) : 1 \leq i \leq p_r\}$, $\min(J_s) =: \{(x_k^s, y_k^s) : 1 \leq k \leq p'_s\}$,
 $\max(I_r) =: \{(X_j^r, Y_j^r) : 1 \leq j \leq q_r\}$, $\max(J_s) =: \{(X_l^s, Y_l^s) : 1 \leq l \leq q'_s\}$.

$$\min_i \left(\max \left((1 - \delta(x_i^r, x_k^s)) |x_k^s - x_i^r|, (1 - \delta(y_i^r, y_k^s)) |y_k^s - y_i^r| \right) \right) \quad (8)$$

$$\min_j \left(\max \left(\delta(X_j^r, X_l^s) |X_l^s - X_j^r|, \delta(Y_j^r, Y_l^s) |Y_l^s - Y_j^r| \right) \right) \quad (9)$$

$$\min_k \left(\max \left((1 - \delta(x_k^s, x_i^r)) |x_i^r - x_k^s|, (1 - \delta(y_k^s, y_i^r)) |y_i^r - y_k^s| \right) \right) \quad (10)$$

$$\min_l \left(\max \left(\delta(X_l^s, X_j^r) |X_j^r - X_l^s|, \delta(Y_l^s, Y_j^r) |Y_j^r - Y_l^s| \right) \right) \quad (11)$$

$$\min_k \left(\max \left(\delta(x_i^r, x_k^s) |x_k^s - x_i^r|, \delta(y_i^r, y_k^s) |y_k^s - y_i^r| \right) \right) \quad (12)$$

$$\frac{1}{2} \max_j \left(\min \left(\delta(x_i^r, X_j^r) |X_j^r - x_i^r|, \delta(y_i^r, Y_j^r) |Y_j^r - y_i^r| \right) \right) \quad (13)$$

$$\min_l \left(\max \left((1 - \delta(X_j^r, X_l^s)) |X_l^s - X_j^r|, (1 - \delta(Y_j^r, Y_l^s)) |Y_l^s - Y_j^r| \right) \right) \quad (14)$$

$$\frac{1}{2} \max_i \left(\min \left(\delta(x_i^r, X_j^r) |X_j^r - x_i^r|, \delta(y_i^r, Y_j^r) |Y_j^r - y_i^r| \right) \right) \quad (15)$$

$$\min_i \left(\max \left(\delta(x_k^s, x_i^r) |x_i^r - x_k^s|, \delta(y_k^s, y_i^r) |y_i^r - y_k^s| \right) \right) \quad (16)$$

$$\frac{1}{2} \max_l \left(\min \left(\delta(x_k^s, X_l^s) |X_l^s - x_k^s|, \delta(y_k^s, Y_l^s) |Y_l^s - y_k^s| \right) \right) \quad (17)$$

$$\min_j \left(\max \left((1 - \delta(X_l^s, X_j^r)) |X_j^r - X_l^s|, (1 - \delta(Y_l^s, Y_j^r)) |Y_j^r - Y_l^s| \right) \right) \quad (18)$$

$$\frac{1}{2} \max_k \left(\min \left(\delta(x_k^s, X_l^s) |X_l^s - x_k^s|, \delta(y_k^s, Y_l^s) |Y_l^s - y_k^s| \right) \right) \quad (19)$$

(See Appendix A.3 for the proof.)

Let $\mathcal{I} := \{I_r\}_{r=1}^n$ and $\mathcal{J} := \{J_s\}_{s=1}^m$ be sets of intervals of \mathbb{R}^2 with only finitely many minimal and maximal points. Let \mathcal{E} the $(n \times m)$ -matrix (ϵ_{rs}) where ϵ_{rs} is the RHS of the inequality given in Lemma 3.6, i.e.

$$\epsilon_{rs} = \max(\max_k a_k, \max_l b_l, \max_i c_i, \max_j d_j, \max_i a'_i, \max_j b'_j, \max_k c'_k, \max_l d'_l) \quad (20)$$

and $i, j, k, l, a_k, b_l, a'_i, b'_j, c_i, d_j, c'_k, d'_l$ as defined in Lemma 3.6. Next, we show that $\hat{d}(\mathcal{I}, \mathcal{J})$, as defined in Equation (4), equals the largest of the smallest elements across all rows and columns of \mathcal{E} . In particular, the following variables and functions are useful for describing the closed form formula for $\hat{d}(\mathcal{I}, \mathcal{J})$, when each of \mathcal{I} and \mathcal{J} consists solely of (1, 1)- or (2, 1)-intervals.

When I_r and J_s are (2, 1)-intervals, as depicted in Figure 4, let

$$\begin{aligned} x_1 &:= x_2^r, & y_1 &:= y_1^r, & a &:= Y_1^r - y_1^r, \\ b &:= x_2^r - x_1^r, & c &:= y_1^r - y_2^r, & d &:= X_1^r - x_2^r, \\ x_2 &:= x_2^s, & y_2 &:= y_1^s, & e &:= Y_1^s - y_1^s, \\ f &:= x_2^s - x_1^s, & g &:= y_1^s - y_2^s, & h &:= X_1^s - x_2^s. \end{aligned}$$

When I_r (resp. J_s) is a (1, 1)-interval, set $x_1^r = x_2^r$, $y_1^r = y_2^r$ and thus $b = c = 0$ (resp. $x_1^s = x_2^s$, $y_1^s = y_2^s$ and thus $f = g = 0$). Also, let

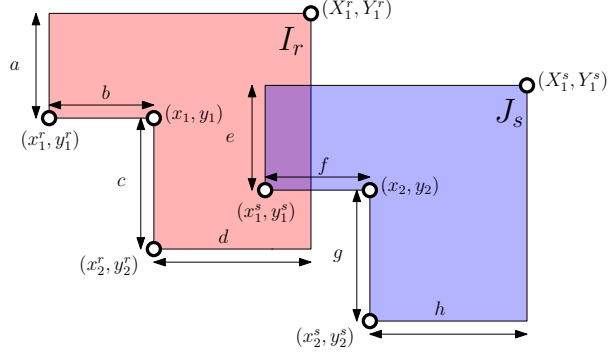


Figure 4: The parametrization of I_r and J_s

$$\begin{aligned}
F(w_1, w_2, w_3, w_4) &:= \max(\delta(w_1, w_2)|w_2 - w_1|, \delta(w_3, w_4)|w_4 - w_3|), \\
G(m_1, m_2, m_3, m_4, m_5) &:= \min(F(m_1, m_2, m_3, m_4), m_5), \\
H(o_1, o_2, o_3, o_4) &:= \max(\min(o_1, o_2), \min(o_3, o_4)),
\end{aligned}$$

where all input variables of F, G and H are real numbers.

Theorem 3.7. Let $\mathcal{I} := \{I_r\}_{r=1}^n$ and $\mathcal{J} := \{J_s\}_{s=1}^m$ be sets of intervals of \mathbb{R}^2 with only finitely many minimal and maximal points.

- (i) We have $\hat{d}(\mathcal{I}, \mathcal{J}) = \max\left(\max_r(\min_s \epsilon_{rs}), \max_s(\min_r \epsilon_{rs})\right)$ where ϵ_{rs} is as defined in Equation (20) and I_r (resp. J_s) is a (p_r, q_r) -interval (resp. (p'_s, q'_s) -interval).
- (ii) If \mathcal{I} and \mathcal{J} consist solely of $(1, 1)$ - or $(2, 1)$ -intervals, then ϵ_{rs} is the maximum of (21)-(30).

$$\begin{aligned}
H\left(F(x_2 - f, x_1 - b, y_2, y_1), F(x_2 - f, x_1, y_2, y_1 - c), \right. \\
\left. F(x_2, x_1 - b, y_2 - g, y_1), F(x_2, x_1, y_2 - g, y_1 - c)\right) \tag{21}
\end{aligned}$$

$$F(x_1 + d, x_2 + h, y_1 + a, y_2 + e) \tag{22}$$

$$\max\left(G(x_1 - b, x_2 - f, y_1, y_2, (b + d)/2), G(x_1 - b, x_2, y_1, y_2 - g, a/2)\right) \tag{23}$$

$$\max\left(G(x_1, x_2 - f, y_1 - c, y_2, (a + c)/2), G(x_1, x_2, y_1 - c, y_2 - g, d/2)\right) \tag{24}$$

$$G\left(x_2 + h, x_1 + d, y_2 + e, y_1 + a, \frac{1}{2}H(b + d, a, d, a + c)\right) \tag{25}$$

$$\begin{aligned}
H\left(F(x_1 - b, x_2 - f, y_1, y_2), F(x_1 - b, x_2, y_1, y_2 - g), \right. \\
\left. F(x_1, x_2 - f, y_1 - c, y_2), F(x_1, x_2, y_1 - c, y_2 - g)\right) \tag{26}
\end{aligned}$$

$$F(x_2 + h, x_1 + d, y_2 + e, y_1 + a) \tag{27}$$

$$\max\left(G(x_2 - f, x_1 - b, y_2, y_1, (h + f)/2), G(x_2 - f, x_1, y_2, y_1 - c, e/2)\right) \tag{28}$$

$$\max\left(G(x_2, x_1 - b, y_2 - g, y_1, (e + g)/2), G(x_2, x_1, y_2 - g, y_1 - c, h/2)\right) \tag{29}$$

$$G\left(x_1 + d, x_2 + h, y_1 + a, y_2 + e, \frac{1}{2}H(h + f, e, h, e + g)\right) \tag{30}$$

(See Appendix A.4 for the proof.)

Remark 3.8. In Theorem 3.7 (i), as $p_r, q_r, p'_s,$ and q'_s increase, the complexity of computing ϵ_{rs} increases. This is because, the ranges over which the maxima on the RHS of Equation (20) increase, thereby increasing the computational complexity of $\hat{d}(\mathcal{I}, \mathcal{J})$ as well.

4 Lipschitz stability and differentiability of the loss function

The goal of this section is to establish Lipschitz continuity/stability and (almost everywhere) differentiability of our loss function (cf. Equation (2)). From Figure 1, recall that we denote the embedding of a (1, 1)- or (2, 1)-interval I of \mathbb{R}^2 into \mathbb{R}^6 by \mathbf{v}_I .

Remark 4.1 (Independence of variables). Although there are multiple ways to embed (p, q) -intervals of \mathbb{R}^2 into Euclidean space, for any $p, q \in \mathbb{N}$, some vectorization methods are more efficient than others in our context. For instance, suppose that we represent the (2, 1)-interval I in Figure 1 by simply concatenating the coordinates of its minimal and maximal points. Namely, we represent I with the vector $(x_1, y_1, x_2, y_2, X, Y) \in \mathbb{R}^6$, where $x_1 = x - b$, $y_1 = y$, $x_2 = x$, $y_2 = y - c$, $X = x + d$, $Y = y + a$. A difficulty with this embedding in the context of gradient descent is that the variables are *not* independent: one must have $(x_1, y_1) \leq (X, Y)$, $(x_2, y_2) \leq (X, Y)$, and $(x_2, y_2) \not\leq (x_1, y_1)$. Ensuring such relations between variables is not trivial in non-convex optimization (without using refined techniques such as projected gradient descent). On the other hand, using our proposed embedding is more practical, as all variables are independent, and our only requirements are that a, b, c, d must be nonnegative, which can easily be imposed using, e.g., exponential or ReLU functions.

Let $\mathcal{I} := \{I_r\}_{r=1}^n$ and $\mathcal{J} := \{J_s\}_{s=1}^m$ consist solely of (1, 1)- or (2, 1)-intervals of \mathbb{R}^2 .

Lemma 4.2. For $I_r \in \mathcal{I}$ and $J_s \in \mathcal{J}$, consider $\mathbf{v}_{I_r} = (x_1, y_1, a, b, c, d)$ and $\mathbf{v}_{J_s} = (x_2, y_2, e, f, g, h)$ defined as in Figure 1. If $\|\mathbf{v}_{I_r} - \mathbf{v}_{J_s}\|_\infty \leq \epsilon$, then $\epsilon_{rs} \leq 2\epsilon$ where ϵ_{rs} is described as in Theorem 3.7 (ii). (See Appendix A.5 for its proof.)

We define $\mathbf{v}_{\mathcal{I}}$ as the concatenation of \mathbf{v}_{I_r} for all $I_r \in \mathcal{I}$, i.e., $\mathbf{v}_{\mathcal{I}} := (\mathbf{v}_{I_1} | \dots | \mathbf{v}_{I_n}) \in \mathbb{R}^{6n}$. Let \mathfrak{J} be the collection of all ordered n -sets \mathcal{I} of (1, 1)- or (2, 1)-intervals of \mathbb{R}^2 . Then, define the function $V : \mathfrak{J} \rightarrow \mathbb{R}^{6n}$ by $\mathcal{I} \mapsto \mathbf{v}_{\mathcal{I}}$.

Proposition 4.3. The image of \mathfrak{J} via the function V is a convex subset of \mathbb{R}^{6n} .

Proof. Let S be the collection of all (1, 1)- and all (2, 1)-intervals of \mathbb{R}^2 . Consider the map from S to $\mathbb{R} \times \mathbb{R} \times \mathbb{R}_{>0} \times \mathbb{R}_{\geq 0} \times \mathbb{R}_{\geq 0} \times \mathbb{R}_{>0}$ depicted in Figure 1. Clearly, this map is a surjection. It follows that the image of S via the map $I \mapsto (x, y, a, b, c, d)$ depicted in Figure 1 is a convex subset of \mathbb{R}^6 . Now, observe that the image of \mathfrak{J} via the map V is equal to the n -fold Cartesian product of the image of S , which is a subset of \mathbb{R}^{6n} . The fact that any Cartesian product of convex sets is convex implies our claim. \square

Theorem 4.4 (Lipschitz stability of loss function). Let \mathcal{K} be any finite set of (1, 1)- or (2, 1)-intervals, and \mathcal{J}_1 and \mathcal{J}_2 be any two n -sets of (1, 1)- or (2, 1)-intervals for some $n \in \mathbb{N}^*$. Then, we have $|\hat{d}(\mathcal{K}, \mathcal{J}_1) - \hat{d}(\mathcal{K}, \mathcal{J}_2)| \leq 2 \cdot \min_{\pi} \|\mathbf{v}_{\pi(\mathcal{J}_1)} - \mathbf{v}_{\mathcal{J}_2}\|_\infty$, where the minimum is taken over all permutations on \mathcal{J}_1 .

Proof. By the triangle inequality, we have $|\hat{d}(\mathcal{K}, \mathcal{J}_1) - \hat{d}(\mathcal{K}, \mathcal{J}_2)| \leq \hat{d}(\mathcal{J}_1, \mathcal{J}_2)$ and thus it suffices to show that $\hat{d}(\mathcal{J}_1, \mathcal{J}_2) \leq \min_{\pi} \|\mathbf{v}_{\pi(\mathcal{J}_1)} - \mathbf{v}_{\mathcal{J}_2}\|_\infty$. Let π_0 be a permutation on \mathcal{J}_1 that attains the minimum. Let $\mathcal{I} := \pi_0(\mathcal{J}_1)$ and $\mathcal{J} := \mathcal{J}_2$. By Lemma 4.2, ϵ_{rr} (resp. ϵ_{ss}) $\leq 2\epsilon$ for all $r, s \in \{1, \dots, n\}$ and hence $\min_s \epsilon_{rs}$ (resp. $\min_r \epsilon_{rs}$) $\leq 2\epsilon$ for each r (resp. s). Thus, we have $\max_r (\min_s \epsilon_{rs}) \leq 2\epsilon$ and $\max_s (\min_r \epsilon_{rs}) \leq 2\epsilon$. By Theorem 3.7 (i), we are done. \square

Remark 4.5. The opposite direction of Theorem 4.4 does not hold, i.e. there does not exist $c > 0$ such that $|\hat{d}(\mathcal{K}, \mathcal{J}_1) - \hat{d}(\mathcal{K}, \mathcal{J}_2)| \geq c \cdot \min_{\pi} \|\mathbf{v}_{\pi(\mathcal{J}_1)} - \mathbf{v}_{\mathcal{J}_2}\|_\infty$. However, the non-existence of such $c > 0$ is *not* an issue in our work as what we require is the Lipschitz stability and almost everywhere differentiability of the loss function (which we establish in the next proposition), in order to prevent erratic and oscillating gradient descent iterations.

Proposition 4.6. The loss function given in Equation (2) is differentiable almost everywhere.

Proof. The three maps $\mathbb{R}^2 \rightarrow \mathbb{R}$ given by $(x, y) \mapsto \delta(x, y)|y - x|$ (cf. Equation (7)), $(x, y) \mapsto \max\{x, y\}$, and $(x, y) \mapsto \min\{x, y\}$ are finitely segmented piecewise linear. Therefore, the functions given in Equations (21)–(30) are all finitely segmented piecewise linear on Euclidean spaces, and thus so are ϵ_{rs} given in Theorem 3.7 (ii). Hence, trivially, these functions are differentiable almost everywhere. Now, Proposition 3.4 (iii) implies our claim. \square

5 Numerical Experiments on Sparsification

In this section, we make use of the results proved above to provide a method for *sparsifying* GPDs. Indeed, computing a single GPD $\text{dgm}_M^{\mathcal{I}}$ on a persistence module M coming from a simplicial complex S requires computing zigzag persistence modules on all intervals of \mathcal{I} , as described in [16], and then computing the corresponding Möbius inversion, yielding a time complexity of $O(n^3)$, where n is the number of intervals in \mathcal{I} , due to the need to compute the Möbius function value for all possible pairs of intervals, each requiring $O(n)$ operations to iterate over each interval. Thus, the complexity of computing a single GPD is $O(n \times N_s^{2.376} + n^3)$, where N_s is the number of simplices [28]. Hence, computing all GPDs from a dataset of persistence modules becomes intractable when n is large.

Therefore, as described in the introduction, our goal in this section is to design a *sparse* subset of $(2, 1)$ -intervals \mathcal{J}^* of size $m \ll n$ that minimizes the loss function in Equation (2) with gradient descent by treating every interval in \mathcal{J} as a parameter to optimize.

Time-series datasets. The datasets we consider are taken from the UCR repository [15], and correspond to classification tasks that have already been studied with persistent homology before [27, Section 4.2]. More precisely, instances in these datasets take the form of labelled time series, that we pre-process with time-delay embedding in order to turn them into point clouds. Specifically, each labelled time series $T = \{f(t_1), \dots, f(t_n)\}$ of length n is transformed into a point cloud $X_T \subset \mathbb{R}^3$ of cardinality $n - 2$ with

$$X_T := \{(f(t_1), f(t_2), f(t_3))^T, \dots, (f(t_{n-2}), f(t_{n-1}), f(t_n))^T\}.$$

Then, we compute both the Vietoris-Rips filtration and the sublevel set filtration induced by a Gaussian kernel density estimator (with bandwidth $\sigma = 0.1 \cdot \text{diam}(X_T)$, where $\text{diam}(X_T) := \max_{x, y \in X_T} \|x - y\|_2$ is the diameter of the point cloud) using the `PointCloud2FilteredComplex` function of the `multipers` library [26].⁶ Both filtrations are then normalized so that their ranges become equal to the unit interval $[0, 1]$.

Loss function. In order to compute GPDs out of these 2-parameter filtrations and modules, one needs a subset of intervals. As explained in the introduction, we then minimize

$$\mathcal{L}_{\hat{d}_E, m} : \mathbb{V}_{\mathcal{J}} \mapsto \hat{d}(\mathcal{I}, \mathcal{J}),$$

where the full domain \mathcal{I} (resp. the sparse domain \mathcal{J}) is comprised of $n = 1,600$ (resp. $m = 400$) $(2, 1)$ -intervals obtained from a grid in \mathbb{R}^6 computed by evenly sampling 10 (resp. 5) values for x and y and 2 values for a, b, c, d within their corresponding filtration ranges. Note that while the $(2, 1)$ -intervals in \mathcal{J} are treated as parameters to optimize, the $(2, 1)$ -intervals in \mathcal{I} are fixed throughout the optimization process. Moreover, the formula that we provided in Theorem 3.7 (ii) can be readily implemented in any library that uses auto-differentiation, such as `pytorch`. In particular, we run stochastic gradient descent with momentum 0.9 on \mathcal{L} for 750 epochs using learning rate $\eta = 0.001$ with exponential decay of factor 0.99 to achieve

⁶See the tutorial available at https://davidlapous.github.io/multipers/notebooks/time_series_classification.html for a detailed description of the procedure.

convergence, and obtain our sparse subset \mathcal{J}^* . See Figure 5 for a visualization of the loss decrease. Note how the Lipschitz stability proved in Theorem 4.4 translates into a smooth decrease with small oscillations.

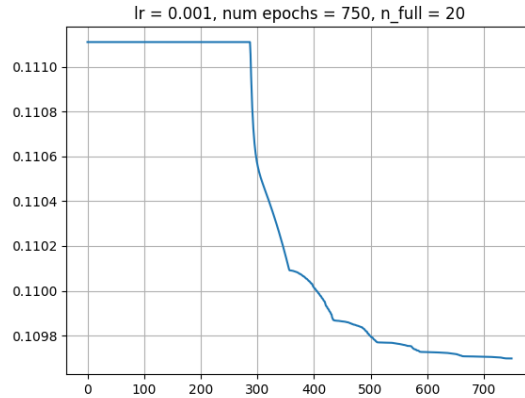


Figure 5: Loss decrease across gradient descent iterations. One can see that the loss value stays on a plateau for the first ~ 300 iterations; this is due to the fact that during these first iterations, the parameters in \mathcal{J} that are updated with gradient descent are not yet the ones achieving the maxima and minima in the closed-form formula provided in Theorem 3.7 (ii).

Accuracy scores. In order to quantify the running time improvements as well as the information loss (if any) when switching from the full domain \mathcal{I} to the optimized sparse one \mathcal{J}^* , we computed the full and sparse GPDs in homology dimensions 0 and 1 with the zigzag persistence diagram implementation in `dionysus`,⁷ and then we trained random forest classifiers on these GPDs to predict the time series labels. In order to achieve this, we first turned both the full and optimized GPDs into Euclidean vectors by first binning every GPD (seen as a point cloud in \mathbb{R}^6) with a fixed 6-dimensional histogram, and then convolving this histogram with a 6-dimensional Gaussian kernel in order to smooth its values, with a procedure similar to the one described in [27, Section 3.2.1]. Both the histogram bins and the kernel bandwidths were found with 3-fold cross-validation on the training set (see the provided code for hyperparameter values). Then, random forest classifiers were trained on these smoothed histograms to predict labels; in Table 1 we report the accuracy scores of these classifiers for the initial (before optimization) sparse domain $\mathcal{J}_{\text{init}}$, the optimized sparse domain \mathcal{J}^* , and the full domain \mathcal{I} . Moreover, in Table 2, we report the running time needed to compute all GPDs using either $\mathcal{J}_{\text{init}}$, \mathcal{J}^* , or \mathcal{I} , as well as the improvement when switching from \mathcal{J}^* to \mathcal{I} . Note that our goal is not to improve on the state-of-the-art for time series classification, but rather to assess whether optimizing the loss $\mathcal{L}_{\hat{d}_{\mathbb{E}},m}$ based on our upper bound is indeed beneficial for improving topology-based models. See Figure 2 for a schematic overview of our full pipeline.

Discussion on results. As one can see from Table 1, there is either a clear improvement or a comparable performance in accuracy scores after optimizing \mathcal{J} . Indeed, by minimizing $\mathcal{L}_{\hat{d}_{\mathbb{E}},m}$, one forces the sparse domain \mathcal{J} to be as close as possible to the full domain \mathcal{I} , and thus to retain as much topological information as possible. Hence, either the full GPDs are more efficient than the initial sparse GPDs, in which case the optimized GPDs perform much better than the initial

⁷<https://mrzv.org/software/dionysus2/>

sparse ones, or the full GPDs are less efficient than the initial sparse GPDs, ⁸ in which case the optimized GPDs have comparable or slightly worse performances than the initial sparse ones thanks to the small sizes of their domains (except for the PC and IPD datasets, for which the optimized GPDs still perform interestingly better). In all cases, we emphasize that optimized GPDs provide the best solution: *they maintain scores at levels that are either comparable or better than the best solution between the initial sparse and full GPDs, while avoiding to force users to choose interval domains* (as their domains are obtained automatically with gradient descent).

As for running times, we observe a slight increase from the running times associated to the initial sparse GPDs (except for the IPD dataset), which is due to the use of optimized intervals that are richer in topological information than the initial ones, and a strong improvement over the running times associated to the full GPDs, with ratios ranging between 5 and 15 times faster. *Our optimized GPDs thus achieve the best of both worlds: they are strikingly fast to compute while keeping high accuracy scores.* Our code was run on a 2x Xeon SP Gold 5115 @ 2.40GHz, and is fully available at [sparse GPDs](#).

	C	DPA	DPC	DPT	PPA	PPC	PPT	ECG	IPD
Init.	0.750	0.705	0.746	0.561	0.790	0.718	0.693	0.790	0.677
Optim.	<u>0.786</u>	0.691	0.721	0.561	0.785	0.742	0.737	0.790	0.690
Full	0.857	0.669	0.743	0.554	0.780	0.729	0.707	0.740	0.651
	MI	P	SL	GP	GPA	GPM	GPO	PC	SC
Init.	0.534	0.924	0.565	0.900	0.835	0.946	<u>0.987</u>	0.789	0.447
Optim.	0.588	0.886	0.546	0.893	0.959	0.959	0.956	0.800	<u>0.487</u>
Full	0.545	0.838	0.531	0.847	0.864	0.946	0.990	0.778	0.503

Table 1: Accuracy scores (%) of random forest classifiers trained on several UCR datasets. Underline indicates best score between the initial and optimized sparse domains, while bold font indicates best score overall. See Table 3 for the dataset full names.

	C	DPA	DPC	DPT	PPA	PPC	PPT	ECG	IPD
Init.	350	1076	1902	1178	1182	1660	1147	556	1328
Optim.	421	1172	2054	1265	1257	1749	1232	621	1262
Full	2304	11672	20163	13007	12745	18427	12844	5098	19860
Improv.	5.47x	9.95x	9.82x	10.28x	10.13x	10.53x	10.42x	8.20x	15.74x
	MI	P	SL	GP	GPA	GPM	GPO	PC	SC
Init.	2989	792	3478	703	1576	1658	1573	1339	1240
Optim.	3399	909	3919	883	1955	2061	1925	1550	1324
Full	29074	6280	31285	5773	12913	13523	12849	10730	13089
Improv.	8.55x	6.91x	7.98x	6.54x	6.60x	6.56x	6.67x	6.92x	9.88x

Table 2: Running times (seconds) needed for computing all GPDs on several UCR datasets. Underline indicates best running time between the initial and optimized sparse domains, while bold font indicates best running time overall. See Table 3 for the dataset full names.

6 Conclusion

Our sparsification method demonstrates the practicality of approximating full GPDs with sparse ones: while significantly reducing computational costs, our appropriate loss function also ensures

⁸Recall that the accuracy score is only an *indirect* measure: while the full GPDs are *always* richer in topological information, their scores might still be lower due to, e.g., many empty or redundant intervals.

that their discriminative power is not too compromised. We thus believe that our work paves the way for efficiently deploying multi-parameter topological data analysis to large-scale applications, that are currently out of reach for most multi-parameter topological invariants from the literature. In what follows, we outline several potential future directions.

Optimization for finer GPDs. In our experiments, we optimized the GPDs over intervals with at most two minimal points and exactly one maximal point. Allowing more complex intervals, as well as dataset-dependent terms in the loss function, could improve performance, but finding suitable embeddings of such intervals into Euclidean space remains a challenge (cf. Remark 4.1) and would increase the computational cost (cf. Remark 3.8). It would also be interesting to quantify the discriminating power of GPDs with measures that are less indirect than the score of a machine learning classifier.

Experimental validation for other GRI-based descriptors. While we only focused on sparsifying GPDs in this work, it would be interesting to measure the extent to which our interval domain optimization adapts to other descriptors based on the GRI from the TDA literature; of particular interest are the GPDs/signed barcodes coming from *rank exact decompositions*, which have recently proved to be stable [8] (see also Section 8.2 in [7] which discusses the influence of the choice of the interval domains on the resulting invariants), as well as GRIL, which focuses on specific intervals called *worms* [34].

References

- [1] Hideto Asashiba, Etienne Gauthier, and Enhao Liu. Interval replacements of persistence modules. *arXiv preprint arXiv:2403.08308*, 2024.
- [2] Gorô Azumaya. Corrections and supplementaries to my paper concerning Krull-Remak-Schmidt’s theorem. *Nagoya Mathematical Journal*, 1:117–124, 1950.
- [3] Ulrich Bauer, Magnus Botnan, Steffen Oppermann, and Johan Steen. Cotorsion torsion triples and the representation theory of filtered hierarchical clustering. *Advances in Mathematics*, 369:107171, 2020.
- [4] Magnus Botnan and William Crawley-Boevey. Decomposition of persistence modules. *Proceedings of the American Mathematical Society*, 148(11):4581–4596, 2020.
- [5] Magnus Botnan and Michael Lesnick. Algebraic stability of zigzag persistence modules. *Algebraic & Geometric topology*, 18(6):3133–3204, 2018.
- [6] Magnus Botnan and Michael Lesnick. An introduction to multiparameter persistence. In *Representations of Algebras and Related Structures*, pages 77–150. 2023.
- [7] Magnus Botnan, Steffen Oppermann, and Steve Oudot. Signed barcodes for multi-parameter persistence via rank decompositions and rank-exact resolutions. *Foundations of Computational Mathematics*, pages 1–60, 2024.
- [8] Magnus Botnan, Steffen Oppermann, Steve Oudot, and Luis Scoccola. On the bottleneck stability of rank decompositions of multi-parameter persistence modules. *Advances in Mathematics*, 451:109780, 2024.
- [9] D Burago. A course in metric geometry. *American Mathematical Society*, 2001.

- [10] Gunnar Carlsson and Afra Zomorodian. The theory of multidimensional persistence. *Discrete & Computational Geometry*, 42(1):71–93, 2009.
- [11] Mathieu Carrière and Andrew Blumberg. Multiparameter persistence image for topological machine learning. In *Advances in Neural Information Processing Systems 33 (NeurIPS 2020)*, pages 22432–22444. Curran Associates, Inc., 2020.
- [12] Frédéric Chazal, David Cohen-Steiner, Marc Glisse, Leonidas J Guibas, and Steve Y Oudot. Proximity of persistence modules and their diagrams. In *Proceedings of the twenty-fifth annual symposium on Computational geometry*, pages 237–246, 2009.
- [13] Nate Clause, Woojin Kim, and Facundo Memoli. The generalized rank invariant: Möbius invertibility, discriminating power, and connection to other invariants. *arXiv preprint arXiv:2207.11591v5*, 2024.
- [14] René Corbet, Ulderico Fugacci, Michael Kerber, Claudia Landi, and Bei Wang. A kernel for multi-parameter persistent homology. *Computers & Graphics: X*, 2:100005, 2019.
- [15] Hoang-Anh Dau, Anthony Bagnall, Kaveh Kamgar, Chin-Chia Yeh, Yan Zhu, Shaghayegh Gharghabi, Chotirat Ratanamahatana, and Eamonn Keogh. The UCR time series archive. In *CoRR*. arXiv:1810.07758, 2018.
- [16] Tamal Dey, Woojin Kim, and Facundo Mémoli. Computing generalized rank invariant for 2-parameter persistence modules via zigzag persistence and its applications. In *38th International Symposium on Computational Geometry (SoCG 2022)*. Schloss Dagstuhl-Leibniz-Zentrum für Informatik, 2022.
- [17] Tamal Dey, Aman Timalisina, and Cheng Xin. Computing generalized ranks of persistence modules via unfolding to zigzag modules. *arXiv preprint arXiv:2403.08110*, 2024.
- [18] Herbert Edelsbrunner and John L Harer. *Computational topology: an introduction*. American Mathematical Society, 2008.
- [19] Woojin Kim and Facundo Mémoli. Generalized persistence diagrams for persistence modules over posets. *Journal of Applied and Computational Topology*, 5(4):533–581, 2021.
- [20] Woojin Kim and Facundo Mémoli. Spatiotemporal persistent homology for dynamic metric spaces. *Discrete & Computational Geometry*, 66:831–875, 2021.
- [21] Woojin Kim and Facundo Mémoli. Persistence over posets. *Notices of the American Mathematical Society*, 70(08), 2023.
- [22] Woojin Kim and Facundo Mémoli. Extracting persistent clusters in dynamic data via möbius inversion. *Discrete & Computational Geometry*, 71(4):1276–1342, 2024.
- [23] Woojin Kim and Samantha Moore. Bigraded Betti numbers and generalized persistence diagrams. *Journal of Applied and Computatioal Topology*, 2024.
- [24] Michael Lesnick. The theory of the interleaving distance on multidimensional persistence modules. *Foundations of Computational Mathematics*, 15(3):613–650, 2015.
- [25] David Loiseaux, Mathieu Carrière, and Andrew Blumberg. A framework for fast and stable representations of multiparameter persistent homology decompositions. In *Advances in Neural Information Processing Systems 36 (NeurIPS 2023)*. Curran Associates, Inc., 2023.
- [26] David Loiseaux and Hannah Schreiber. multipers: Multiparameter persistence for machine learning. *Journal of Open Source Software*, 9(103):6773, 2024.

- [27] David Loiseaux, Luis Scoccola, Mathieu Carrière, Magnus Botnan, and Steve Oudot. Stable vectorization of multiparameter persistent homology using signed barcodes as measures. In *Advances in Neural Information Processing Systems 36 (NeurIPS 2023)*. Curran Associates, Inc., 2023.
- [28] Nikola Milosavljević, Dmitriy Morozov, and Primoz Skraba. Zigzag persistent homology in matrix multiplication time. In *Proceedings of the twenty-seventh Annual Symposium on Computational Geometry*, pages 216–225, 2011.
- [29] Soham Mukherjee, Shreyas Samaga, Cheng Xin, Steve Oudot, and Tamal Dey. D-gril: End-to-end topological learning with 2-parameter persistence. In *CoRR*. arXiv:2406.07100, 2024.
- [30] Amit Patel. Generalized persistence diagrams. *Journal of Applied and Computational Topology*, 1(3):397–419, 2018.
- [31] Luis Scoccola, Siddharth Setlur, David Loiseaux, Mathieu Carrière, and Steve Oudot. Differentiability and optimization of multiparameter persistent homology. In *41st International Conference on Machine Learning (ICML 2024)*, volume 235, pages 43986–44011. PMLR, 2024.
- [32] Oliver Vipond. Multiparameter persistence landscapes. *Journal of Machine Learning Research*, 21(61):1–38, 2020.
- [33] Lu Xian, Henry Adams, Chad M Topaz, and Lori Ziegelmeier. Capturing dynamics of time-varying data via topology. *Foundations of Data Science*, 4(1):1–36, 2022.
- [34] Cheng Xin, Soham Mukherjee, Shreyas Samaga, and Tamal Dey. GRIL: A 2-parameter persistence based vectorization for machine learning. In *2nd Annual Workshop on Topology, Algebra, and Geometry in Machine Learning*. OpenReviews.net, 2023.

A Missing details

The following remark demonstrates that the bottleneck and Wasserstein distances [5, 8, 27] are not appropriate candidates for d_ℓ given in Equation (1).

Remark A.1 (Instability of the bottleneck distance w.r.t perturbations of the domains of the GPDs). For $n \in \mathbb{N}^*$, let $M_n : \mathbb{R}^2 \rightarrow \text{vect}_k$ be the interval module $k_{[0,n]^2}$. For $\epsilon \in \mathbb{R}$, consider the singleton subset $\mathcal{I}_n + \epsilon := \{[\epsilon, n + \epsilon]^2\}$ of $\text{Int}(\mathbb{R}^2)$. Then, it is not difficult to see that both $\text{dgm}_M^{\mathcal{I}_n + \epsilon}$ and $\text{rk}_M^{\mathcal{I}_n + \epsilon}$ are defined on the singleton set $\{[\epsilon, n + \epsilon]^2\}$ and

$$\text{dgm}_M^{\mathcal{I}_n + \epsilon}([\epsilon, n + \epsilon]^2) = \text{rk}_M^{\mathcal{I}_n + \epsilon}([\epsilon, n + \epsilon]^2) = \begin{cases} 1, & \text{if } \epsilon = 0 \\ 0, & \text{otherwise.} \end{cases}$$

By Remark 2.2 (v), we identify $\text{dgm}_M^{\mathcal{I}_n + \epsilon}$ with the set either $\{[0, n]^2\}$ (when $\epsilon = 0$) or \emptyset (when $\epsilon \neq 0$) (this identification is standard; e.g. [7, 19, 31]). Therefore, for any $\epsilon > 0$, we have $d_B(\text{dgm}_M^{\mathcal{I}_n + 0}, \text{dgm}_M^{\mathcal{I}_n + \epsilon}) = d_B(\{[0, n]^2\}, \emptyset) = n$ and $d_{W,p}(\text{dgm}_M^{\mathcal{I}_n + 0}, \text{dgm}_M^{\mathcal{I}_n + \epsilon}) = d_{W,p}(\{[0, n]^2\}, \emptyset) = \frac{1}{2^p}n$, which can be arbitrarily larger than ϵ , as n increases.

A.1 Proof of Proposition 3.3

Proof. We only prove that \hat{d}_E satisfies the triangle inequality. Let $M, N, O : \mathbb{R}^d \rightarrow \text{vect}_k$ and let $\mathcal{I}, \mathcal{J}, \mathcal{K} \subset \text{Int}(\mathbb{R}^d)$. We show that $\hat{d}_E(\text{rk}_M^{\mathcal{I}}, \text{rk}_O^{\mathcal{K}}) \leq \hat{d}_E(\text{rk}_M^{\mathcal{I}}, \text{rk}_N^{\mathcal{J}}) + \hat{d}_E(\text{rk}_N^{\mathcal{J}}, \text{rk}_O^{\mathcal{K}})$. Assume the

following: There exists an ϵ_1 -correspondence $\mathcal{R}_1 \subset \mathcal{I} \times \mathcal{J}$ such that

$$\forall (I, J) \in \mathcal{R}_1, \forall \delta \in \mathbb{R}_{\geq 0}, \quad \text{rk}_N(J^{\epsilon_1+\delta}) \leq \text{rk}_M(I^\delta) \text{ and } \text{rk}_M(I^{\epsilon_1+\delta}) \leq \text{rk}_N(J^\delta). \quad (31)$$

There exists an ϵ_2 -correspondence $\mathcal{R}_2 \subset \mathcal{J} \times \mathcal{K}$ such that

$$\forall (J, K) \in \mathcal{R}_2, \forall \delta \in \mathbb{R}_{\geq 0}, \quad \text{rk}_O(K^{\epsilon_2+\delta}) \leq \text{rk}_N(J^\delta) \text{ and } \text{rk}_N(J^{\epsilon_2+\delta}) \leq \text{rk}_O(K^\delta). \quad (32)$$

Now, consider the following correspondence between \mathcal{I} and \mathcal{K} :

$$\mathcal{R}_3 := \{(I, K) \in \mathcal{I} \times \mathcal{K} : \text{there exists } J \in \mathcal{J} \text{ such that } (I, J) \in \mathcal{R}_1 \text{ and } (J, K) \in \mathcal{R}_2\}.$$

First, we show that \mathcal{R}_3 is an $(\epsilon_1 + \epsilon_2)$ -correspondence. Let $(I, K) \in \mathcal{R}_3$. Then, there exists $J \in \mathcal{J}$ such that $(I, J) \in \mathcal{R}_1$ and $(J, K) \in \mathcal{R}_2$. Since $I^{-\epsilon_1} \subset J \subset I^{\epsilon_1}$, we have $I^{-(\epsilon_1+\epsilon_2)} = (I^{-\epsilon_1})^{-\epsilon_2} \subset J^{-\epsilon_2}$ and $J^{\epsilon_2} \subset (I^{\epsilon_1})^{\epsilon_2} = I^{\epsilon_1+\epsilon_2}$. Also, since $J^{-\epsilon_2} \subset K \subset J^{\epsilon_2}$, we have $I^{-(\epsilon_1+\epsilon_2)} \subset K \subset I^{\epsilon_1+\epsilon_2}$. Similarly, we can prove $K^{-(\epsilon_1+\epsilon_2)} \subset I \subset K^{\epsilon_1+\epsilon_2}$. This proves that \mathcal{R}_3 is an $(\epsilon_1 + \epsilon_2)$ -correspondence. Second, by the conditions given in Equations (31) and (32), for all $\delta \in \mathbb{R}_{\geq 0}$, we have:

$$\text{rk}_O(K^{\epsilon_1+\epsilon_2+\delta}) \leq \text{rk}_N(J^{\epsilon_1+\delta}) \leq \text{rk}_M(I^\delta) \text{ and } \text{rk}_M(I^{\epsilon_1+\epsilon_2+\delta}) \leq \text{rk}_N(J^{\epsilon_2+\delta}) \leq \text{rk}_O(K^\delta),$$

which completes the proof. \square

A.2 Proof of Proposition 3.4

Proof. (i): This directly follows from the definitions of \hat{d} and \hat{d}_E .

(ii): Assume that there exists $\epsilon \in \mathbb{R}_{\geq 0}$ such that for all $I \in \mathcal{I}$, $\text{rk}_N(I^\epsilon) \leq \text{rk}_M(I)$ and $\text{rk}_M(I^\epsilon) \leq \text{rk}_N(I)$. Then, $\mathcal{R} := \{(I, I) : I \in \mathcal{I}\}$ is clearly a 0-correspondence (and thus also an ϵ -correspondence), and satisfies

$$\text{for all } (I, I) \in \mathcal{R} \text{ and for all } \delta \in \mathbb{R}_{\geq 0}, \quad \text{rk}_N(I^{\epsilon+\delta}) \leq \text{rk}_M(I^\delta) \text{ and } \text{rk}_M(I^{\epsilon+\delta}) \leq \text{rk}_N(I^\delta),$$

which completes the proof.

(iii): Let \mathcal{R} be an ϵ -correspondence between \mathcal{I} and \mathcal{J} . Since $I^{-\epsilon} \subset J \subset I^\epsilon$, we have that for all $\delta \in \mathbb{R}_{\geq 0}$, $J^\delta \subset (I^\epsilon)^\delta = I^{\epsilon+\delta}$. Similarly, we have that $I^\delta \subset J^{\epsilon+\delta}$. By monotonicity of rk_M (Remark 2.2 (iv)), it follows that for all $(I, J) \in \mathcal{R}$ and for all $\delta \in \mathbb{R}_{\geq 0}$, $\text{rk}_M(J^{\epsilon+\delta}) \leq \text{rk}_M(I^\delta)$ and $\text{rk}_M(I^{\epsilon+\delta}) \leq \text{rk}_M(J^\delta)$. This directly implies the claim. \square

A.3 Proof of Lemma 3.6

Proof. The claim directly follows by proving the following two equivalences:

$$\begin{aligned} I_r^{-\epsilon} \subset J_s \subset I_r^\epsilon &\iff \epsilon \geq \max \left(\max_k a_k, \max_l b_l, \max_i c_i, \max_j d_j \right), \\ J_s^{-\epsilon} \subset I_r \subset J_s^\epsilon &\iff \epsilon \geq \max \left(\max_i a'_i, \max_j b'_j, \max_k c'_k, \max_l d'_l \right). \end{aligned}$$

We prove the first equivalence. The second equivalence is similarly proved.

We have that $J_s \subset I_r^\epsilon$ iff for all $(x_k^s, y_k^s) \in \min(J_s)$, there exists $(x_i^r, y_i^r) \in \min(I_r)$ such that

$$(x_i^r, y_i^r) - \epsilon \leq (x_k^s, y_k^s), \quad (33)$$

and also for all $(X_l^s, Y_l^s) \in \max(J_s)$, there exists $(X_j^r, Y_j^r) \in \max(I_r)$ such that

$$(X_l^s, Y_l^s) \leq (X_j^r, Y_j^r) + \epsilon. \quad (34)$$

Since Inequality (33) is equivalent to

$$\epsilon \geq \max\left((1 - \delta(x_i^r, x_k^s))|x_k^s - x_i^r|, (1 - \delta(y_i^r, y_k^s))|y_k^s - y_i^r|\right),$$

for any $(x_k^s, y_k^s) \in \min(J_s)$, there exists $(x_i^r, y_i^r) \in \min(I_r)$ satisfying (33) if and only if $\epsilon \geq (8)$. Similarly, for each $(X_l^s, Y_l^s) \in \max(J_s)$, there exists $(X_j^r, Y_j^r) \in \max(I_r)$ satisfying (34) if and only if $\epsilon \geq (9)$. To sum up, we have:

$$J_s \subset I_r^\epsilon \Leftrightarrow \epsilon \geq \max(\max_k a_k, \max_l b_l). \quad (35)$$

Note that $I_r^{-\epsilon} \subset J_s$ if and only if for each $(x_i^r, y_i^r) \in \min(I_r)$, at least one of the following two conditions hold:

$$(x_k^s, y_k^s) \leq (x_i^r, y_i^r) + \epsilon \text{ for some } (x_k^s, y_k^s) \in \min(J_s), \quad (36)$$

$$(X_j^r, Y_j^r) - \epsilon \leq (x_i^r, y_i^r) + \epsilon \text{ for all } (X_j^r, Y_j^r) \in \max(I_r). \quad (37)$$

Also for each $(X_j^r, Y_j^r) \in \max(I_r)$, at least one of the following two conditions hold:

$$(X_j^r, Y_j^r) - \epsilon \leq (X_l^s, Y_l^s) \text{ for some } (X_l^s, Y_l^s) \in \max(J_s), \quad (38)$$

$$(X_j^r, Y_j^r) - \epsilon \leq (x_i^r, y_i^r) + \epsilon \text{ for all } (x_i^r, y_i^r) \in \min(I_r). \quad (39)$$

Then, for each (x_i^r, y_i^r) satisfying (36), it follows that ϵ is greater than or equal to (12). Also, for each (x_i^r, y_i^r) satisfying (37), it implies that ϵ is greater than or equal to (13). Therefore, for all (x_i^r, y_i^r) to satisfy (36) or (37), $\epsilon \geq \max_i c_i$ where c_i is the minimum of (12) and (13). Similarly, for all (X_j^r, Y_j^r) to satisfy (38) or (39), we have $\epsilon \geq \max_j d_j$ where d_j is the minimum of (14) and (15). To sum up, $I_r^{-\epsilon} \subset J_s$ if and only if

$$\epsilon \geq \max(\max_i c_i, \max_j d_j). \quad (40)$$

It follows from (35) and (40) that $I_r^{-\epsilon} \subset J_s \subset I_r^\epsilon$ if and only if

$$\epsilon \geq \max(\max_k a_k, \max_l b_l, \max_i c_i, \max_j d_j). \quad (41)$$

Similarly, we have that $J_s^{-\epsilon} \subset I_r \subset J_s^\epsilon$ if and only if

$$\epsilon \geq \max(\max_i a'_i, \max_j b'_j, \max_k c'_k, \max_l d'_l)$$

where a'_i, b'_j are defined as (10), (11) respectively, and c'_k (resp. d'_l) is the minimum of (16) and (17) (resp. (18) and (19)), which completes the proof. \square

A.4 Proof of Theorem 3.7

Proof. (i): To begin, note that there exists ϵ -correspondence $\mathcal{R} \subset \mathcal{I} \times \mathcal{J}$ if and only if for all $I_r \in \mathcal{I}$ (resp. $J_s \in \mathcal{J}$), there exists $J_s \in \mathcal{J}$ (resp. $I_r \in \mathcal{I}$) such that

$$I_r^{-\epsilon} \subset J_s \subset I_r^\epsilon, \quad J_s^{-\epsilon} \subset I_r \subset J_s^\epsilon \quad (42)$$

By Lemma 3.6, for each $I_r \in \mathcal{I}$, there exists $J_s \in \mathcal{J}$ satisfying (42) if and only if

$$\epsilon \geq \min_s \epsilon_{rs} \text{ for all } r.$$

Likewise, for each $J_s \in \mathcal{J}$, there exists $I_r \in \mathcal{I}$ satisfying (42) if and only if

$$\epsilon \geq \min_r \epsilon_{rs} \text{ for all } s.$$

Therefore, for all $I_r \in \mathcal{I}$ (resp. $J_s \in \mathcal{J}$) there exists $J_s \in \mathcal{J}$ (resp. $I_r \in \mathcal{I}$) if and only if

$$\epsilon \geq \max\left(\max_r(\min_s \epsilon_{rs}), \max_s(\min_r \epsilon_{rs})\right). \quad (43)$$

Since there exists ϵ -correspondence $\mathcal{R} \subset \mathcal{I} \times \mathcal{J}$ for ϵ satisfying (43), by the definition of \hat{d} , we have our desired result.

(ii): It suffices to show that:

- $\max_k a_k, \max_l b_l, \max_j d_j, \max_i a'_i, \max_j b'_j, \max_l d'_l$ are equal to (21), (22), (25), (26), (27), (30) respectively, and
- $\max_i c_i, \max_k c'_k$ are equal to the maximums of (23) and (24), (28) and (29), respectively.

Indeed, since both i, j range from 1 to 2, and $k = l = 1$, it follows from (8) that $\max_k a_k$ in Equation (20) is equal to

$$\begin{aligned} & \max\left(\min\left(\max\left((1 - \delta(x_1 - b \leq x_2 - f))|x_2 - f - x_1 + b|, (1 - \delta(y_1 \leq y_2))|y_2 - y_1|\right), \right. \right. \\ & \quad \left. \left. \max\left((1 - \delta(x_1 \leq x_2 - f))|x_2 - f - x_1|, (1 - \delta(y_1 - c \leq y_2))|y_2 - y_1 + c|\right)\right), \right. \\ & \quad \left. \min\left(\max\left((1 - \delta(x_1 - b \leq x_2))|x_2 - x_1 + b|, (1 - \delta(y_1 \leq y_2 - g))|y_2 - g - y_1|\right), \right. \right. \\ & \quad \left. \left. \max\left((1 - \delta(x_1 \leq x_2))|x_2 - x_1|, (1 - \delta(y_1 - c \leq y_2 - g))|y_2 - g - y_1 + c|\right)\right)\right). \end{aligned}$$

Since $1 - \delta(x, y) = \delta(y, x)$ (cf. Equation (7)), by the definitions of F and H (see right above Theorem 3.7), we have that $\max_k a_k$ in Equation (20) equals (21). In addition, (13) equals

$$\frac{1}{2} \min\left(\delta(x_i^r, X_1^r)|X_1^r - x_i^r|, \delta(y_i^r, Y_1^r)|Y_1^r - y_i^r|\right),$$

which implies that c_i is equal to

$$\min\left(\min_k\left(\max\left(\delta(x_i^r, x_k^s)|x_k^s - x_i^r|, \delta(y_i^r, y_k^s)|y_k^s - y_i^r|\right)\right), \frac{1}{2} \min\left(\delta(x_i^r, X_1^r)|X_1^r - x_i^r|, \delta(y_i^r, Y_1^r)|Y_1^r - y_i^r|\right)\right).$$

Therefore, we have that $\max_i c_i$ is equal to:

$$\begin{aligned} & \max\left(\min\left(\max\left(\delta(x_1 - b \leq x_2 - f)|x_2 - f - x_1 + b|, \delta(y_1 \leq y_2)|y_2 - y_1|\right), (b + d)/2, \right. \right. \\ & \quad \left. \left. \max\left(\delta(x_1 - b \leq x_2)|x_2 - x_1 + b|, \delta(y_1 \leq y_2 - g)|y_2 - g - y_1|\right), a/2\right), \right. \\ & \quad \left. \min\left(\max\left(\delta(x_1 \leq x_2 - f)|x_2 - f - x_1|, \delta(y_1 - c \leq y_2)|y_2 - y_1 + c|\right), (a + c)/2, \right. \right. \\ & \quad \left. \left. \max\left(\delta(x_1 \leq x_2)|x_2 - x_1|, \delta(y_1 - c \leq y_2 - g)|y_2 - g - y_1 + c|\right), d/2\right)\right). \end{aligned} \quad (44)$$

The definition of G (see right above Theorem 3.7) directly implies that $\max_i c_i$ is equal to the maximum of (23) and (24). Similarly, one can see that the other terms of the maxima on the right-hand side of Equation (20) is also equal to a term or the maximum of two terms of (21)-(30). \square

A.5 Proof of Lemma 4.2

Proof. It suffices to show that all terms (21)-(30) are less than or equal to 2ϵ . Since $\|\mathbf{v}_{I_r} - \mathbf{v}_{J_s}\|_\infty \leq \epsilon$ implies that

$$|x_1 - x_2|, |y_1 - y_2|, |a - e|, |b - f|, |c - g|, |d - h| \leq \epsilon,$$

we have that $|x_1 - b - x_2 + f| \leq |x_1 - x_2| + |f - b| \leq 2\epsilon$. Similarly, $|y_1 - c - y_2 + g|, |x_2 - d - x_1 + h|, |y_2 - a - y_1 + e| \leq 2\epsilon$, which implies that (21) $\leq 2\epsilon$. Indeed, since $|x_1 - b - x_2 + f| \leq 2\epsilon$ and thus $\delta(x_2 - f \leq x_1 - b)|x_1 - b - x_2 + f| \leq 2\epsilon$ and in turn

$$F(x_2 - f, x_1 - b, y_1, y_2) = \max(\delta(x_2 - f \leq x_1 - b)|x_1 - b - x_2 + f|, \delta(y_1, y_2)|y_2 - y_1|) \leq 2\epsilon.$$

Similarly, we have that

$$F(x_1, x_2, y_2 - g, y_1 - c) = \max(\delta(x_1, x_2)|x_2 - x_1|, \delta(y_2 - g, y_1 - c)|y_1 - c - y_2 + g|) \leq 2\epsilon.$$

Thus, (21) is less than or equal to 2ϵ . Via similar arguments, one can show that the other terms (22)-(30) are also less than or equal to 2ϵ , which completes the proof. \square

B Additional tables

Dataset	Acronym
Coffee	C
DistalPhalanxOutlineAgeGroup	DPA
DistalPhalanxOutlineCorrect	DPC
DistalPhalanxTW	DPT
ProximalPhalanxOutlineAgeGroup	PPA
ProximalPhalanxOutlineCorrect	PPC
ProximalPhalanxTW	PPT
ItalyPowerDemand	IPD
ECG200	ECG
MedicalImages	MI
Plane	P
SwedishLeaf	SL
GunPoint	GP
GunPointAgeSpan	GPA
GunPointMaleVersusFemale	GPM
GunPointOldVersusYoung	GPO
PowerCons	PC
SyntheticControl	SC

Table 3: UCR dataset acronyms.