

Local fermion-to-qudit mappings

Rodolfo Carobene^{1,2,3}, Stefano Barison^{4,5,6}, Andrea Giachero^{1,2,3}, and Jannes Nys⁷

¹Department of Physics, University of Milano-Bicocca, I-20126 Milano, Italy

²INFN - Milano Bicocca, I-20126 Milano, Italy

³Bicocca Quantum Technologies (BiQuTe), I-20126 Milano, Italy

⁴Institute of Physics, École Polytechnique Fédérale de Lausanne (EPFL), CH-1015 Lausanne, Switzerland

⁵Center for Quantum Science and Engineering, École Polytechnique Fédérale de Lausanne (EPFL), CH-1015 Lausanne, Switzerland

⁶National Centre for Computational Design and Discovery of Novel Materials MARVEL, EPFL, Lausanne, Switzerland

⁷Institute for Theoretical Physics, ETH Zurich, 8093 Zurich, Switzerland

In this paper, we present a new set of local fermion-to-qudit mappings for simulating fermionic lattice systems. We focus on the use of multi-level qudits, specifically ququarts. Traditional mappings, such as the Jordan-Wigner transformation (JWT), while useful, often result in non-local operators that scale unfavorably with system size. To address these challenges, we introduce mappings that efficiently localize fermionic operators on qudits, reducing the non-locality and operator weights associated with JWT. We propose one mapping for spinless fermions and two mappings for spinful fermions, comparing their performance in terms of qudit-weight, circuit depth, and gate complexity. By leveraging the extended local Hilbert space of qudits, we show that these mappings enable more efficient quantum simulations in terms of two-qudit gates, reducing hardware requirements without increasing computational complexity. We validate our approach by simulating prototypical models such as the spinless t - V model and the Fermi-Hubbard model in two dimensions, using Trotterized time evolution. Our results highlight the potential of qudit-based quantum simulations in achieving scalability and efficiency for fermionic systems on near-term quantum devices.

1 Introduction

Quantum simulation of fermionic systems represents one of the most promising applications of digital quantum devices. However, they present significant challenges due to the anti-commutation relations of fermionic operators. Specifically, to conduct such simulations, one must map anti-commuting fermion operators onto Pauli operators $\{\sigma^x, \sigma^y, \sigma^z\}$, which inherently obey commutation relations $[\sigma^\mu, \sigma^\nu] = 2i\epsilon^{\mu\nu\kappa}\sigma^\kappa$.

The most commonly used mapping between fermionic and spin degrees of freedom is the Jordan-Wigner transformation (JWT), which naturally arises from the second quantization formalism of fermions [1]. While physical fermionic Hamiltonians are typically *local* and consist of even-fermion parity operators, the JWT can map these local operators onto non-local Pauli (string) operators. This is due mainly to the introduction of transformation properties for the individual fermionic operators. These string operators scale with the system size for $d > 1$ dimensional lattice Hamiltonians, eventually rendering the calculations challenging for large systems sizes [2, 3]. Recent theoretical advancements have focused on new methodologies to simulate 2D Jordan-Wigner-transformed fermionic systems on contemporary noisy devices, prominently using Fermionic-SWAP gates (FSWAP) introduced in Ref. [4] and further elaborated in Ref. [5]. However, such methods require an increasing number of FSWAP operations as the system size or dimension grows, posing challenges for digital quantum simulations for large scale quan-

tum simulations.

Fortunately, the JWT is not the only mapping available and there is the possibility of searching for efficient encodings that require fewer qubits and/or reduce the operator weights [6, 7, 8, 9, 10]. Over the past 40 years, various works have focused on generalizing mappings to higher dimensions ($>1D$) to maintain *locality* in the operators and reduce the size of the Jordan-Wigner strings. One of the earliest studies to derive higher-dimensional JWT generalizations is the work of Wosiek [11]. Ball [12] and Verstraete-Cirac [13] independently explored similar ideas, introducing auxiliary fermions to expand the fermionic Hilbert space and then defining an auxiliary Hamiltonian to restrict the reachable Hilbert space. Compared to Ref. [11], the Ball-Verstraete-Cirac (BVC) transformations [12, 13] explicitly introduced auxiliary fermionic modes to counteract the Jordan-Wigner strings. These auxiliary modes effectively store the parity near the interaction terms, otherwise captured by the Jordan-Wigner string [2], resulting in local qubit Hamiltonians. Given the potential benefits for quantum simulations, in recent years there has been a renewed interest in these localized approaches [14, 10, 15, 16, 17, 18, 19, 6, 20, 21, 22, 23, 24], in particular through its interpretation as lattice gauge theories [15, 16, 25, 26, 27]. Unlike earlier methods (such as Refs. [12, 13]) that explicitly perform JWT, recent techniques define bosonic operators from fermionic ones, which are then mapped directly onto qubit operators without ordering the fermions. Since these novel methods do not require fermion ordering, they can be more easily generalized to different systems and higher dimensions. However, increasing the Hilbert space introduces constraints that must be fulfilled exactly, and it was pointed out in Refs. [28, 29] that quantum circuits that minimally fulfill these constraints scale with the system size. Ref. [30] further highlighted that while local fermion-to-qubit mappings introduce local Hamiltonians, they require a high degree of state non-locality. However, recent work in Ref. [31] has experimentally demonstrated the feasibility and power of local encodings over Jordan-Wigner mappings. On larger systems, initial states that satisfy the constraints (i.e. a toric code state) can be prepared in constant depth using measurement and feed-forward control [32, 33].

The use of multi-level quantum systems for quantum simulation has been gaining a lot of attention [34, 35, 36, 37]. Recent work has explored its properties for simulating electronic systems [38, 39]. These systems, known as *qudits*, are becoming an important alternative due to a number of potential improvements with respect to qubit devices [40, 41, 42, 43, 44]. These advantages include increased error resilience, and quantum error corrections with reduced code sizes [45, 46]. It has been demonstrated in various works that the use of qudits can significantly reduce the complexity of quantum circuits by reducing the number of two-qudit gates compared to their qubit representations [38]. Indeed, joining multiple degrees of freedom into the local Hilbert space of a single qudit can decrease the number of inter-qudit operations. Moreover, single-qudit gates are generally faster and have higher accuracy than multi-qudit operations [47, 48]. From the hardware point of view, the use of qudits would also not cause additional complexity in the control devices: considering superconducting quantum computing, for example, qubits and qudits require exactly the same control electronics [49, 50, 51, 52].

In this work, we demonstrate how to simulate higher dimensional fermionic lattice models on a lattice of qudits, by introducing a set of *local* fermion-to-qudit mappings. We introduce multiple partitions of the qudits to simulate the two fermionic spin sectors and explore the advantages of each of these mappings. We compare the two-qudit gate counts with approaches based on the non-local Jordan-Wigner transformation and local fermion-to-qubit mappings.

2 Fermionic operators

We will consider a set of fermionic modes with index i with respective creation f_i^\dagger and annihilation f_i operators. To each mode we associate the Majorana operators

$$\gamma_i := f_i^\dagger + f_i \quad (1)$$

$$\gamma'_i := i(f_i^\dagger - f_i) \quad (2)$$

that fulfill the anti-commutation relations

$$\{\gamma_i, \gamma_j\} = \{\gamma'_i, \gamma'_j\} = 2\delta_{ij} \quad (3)$$

$$\{\gamma_i, \gamma'_j\} = 0 \quad (4)$$

In order to map the fermionic system onto qudit operators, we will rewrite the relevant even-parity fermion operators and determine their commutation properties. A hopping term between two fermionic modes $i \neq j$ becomes

$$\begin{aligned} f_i^\dagger f_j + f_j^\dagger f_i &= \frac{i}{2}(\gamma_i \gamma'_j + \gamma_j \gamma'_i) \\ &= \frac{1}{2}(S_{ij} + S_{ji}) \end{aligned} \quad (5)$$

where we introduced $S_{ij} := i\gamma_i \gamma'_j$. The number and parity operators read

$$n_i = f_i^\dagger f_i = \frac{1}{2}(1 + i\gamma_i \gamma'_i) \quad (6)$$

$$P_i = (-1)^{n_i} = 1 - 2n_i = -i\gamma_i \gamma'_i \quad (7)$$

A pair of fermions can be added by considering the even-parity operator

$$f_i^\dagger f_j^\dagger = \frac{1}{4}(\gamma_i \gamma_j - \gamma'_i \gamma'_j - i\gamma_i \gamma'_j - i\gamma_j \gamma'_i) \quad (8)$$

We can decompose the edge operators S by introducing the edge and vertex operators

$$A_{ij} := -i\gamma_i \gamma_j \quad (9)$$

$$B_k := -i\gamma_k \gamma'_k \quad (10)$$

leading to $S_{ij} = -iA_{ij}B_j$ and

$$S_{ij} + S_{ji} = -iA_{ij}(B_i - B_j). \quad (11)$$

From the above definition, we observe that A is anti-symmetric in the mode indices $A_{ji} = -A_{ij}$. Furthermore, in order to respect the fermionic anti-commutation relations, it can be shown that the A and B operators must obey the following rules

- $[A_{ij}, A_{kl}] = 0$ if $i \neq j \neq k \neq l$,
- $[A_{ij}, B_k] = 0$ if $i \neq j \neq k$,
- $[B_i, B_j] = 0$ if $i \neq j$,
- $\{A_{ij}, A_{kl}\} = 0$ if (i, j) and (k, l) have an overlapping mode, e.g. $j = k$,
- $\{A_{ij}, B_k\} = 0$ if $i = k$ or $j = k$,

in other words: if pairs of link and/or vertex operators do not share a fermionic mode index, they *commute* as bosonic operators, but they *anti-commute* when they share an index.

All even fermionic operators can be expressed in terms of the edge and vertex operators, for

example, we can see that the B operator corresponds to the parity. We can also create particle pairs using

$$f_i^\dagger f_j^\dagger = \frac{i}{4}A_{ij}(1 + B_i)(1 + B_j) \quad (12)$$

Finally, it will later be useful to introduce the behavior of the fermionic operators on a loop of fermionic modes. Consider a loop of fermionic modes $\mathcal{P} = \{1, \dots, |\mathcal{P}|\}$, and apply the identity $\gamma_i^2 = \mathbb{I}$ to all fermionic modes on the loop, then after regrouping we obtain

$$\begin{aligned} \mathbb{I} &= \prod_{i=1}^{|\mathcal{P}|} \gamma_i^2 \\ &= -i^{|\mathcal{P}|} \prod_{i=1}^{|\mathcal{P}|} A_{i,i+1} \equiv G \end{aligned} \quad (13)$$

This relation will later yield a constraint on the qudit operators. We will have to prepare the system in a subspace of the total Hilbert space, for which we have that $G|\psi\rangle = +|\psi\rangle$ or, shortly: $G \stackrel{c}{=} \mathbb{I}$. This is trivially fulfilled on the fermionic side, but yields non-trivial constraints on the qudit side.

3 Local fermion-to-qudit mappings

3.1 Ququarts operators

We focus ququarts, namely qudits with four levels. Here, the Euclidean Dirac matrices play a similar role as the Pauli matrices for qudits, as in Ref. [39]. These Γ matrices introduce a representation of the Clifford algebra and obey the anti-commutation relations $\{\Gamma^\mu, \Gamma^\nu\} = 2\delta_{\mu\nu}$. A fifth anti-commuting operator is obtained as:

$$\tilde{\Gamma} = -\Gamma^1 \Gamma^2 \Gamma^3 \Gamma^4 \quad (14)$$

which anti-commutes with the other operators. For brevity, we will also introduce the notations

$$\Gamma^{\mu\nu} = \Gamma^\mu \Gamma^\nu \quad (15)$$

$$\tilde{\Gamma}^\mu = \tilde{\Gamma} \Gamma^\mu \quad (16)$$

Note that, Γ^μ and $i\tilde{\Gamma}^\mu$ are hermitian operators. We provide explicit representations in Appendix A.

3.2 Spinless fermions

We will now consider a 2D square lattice of size $L_x \times L_y$ and identify the fermionic modes with a given lattice position \mathbf{r} . We consider open boundaries and refer to Appendix C for details about periodic boundary conditions. Our goal is to introduce a representation of the edge and vertex operators in terms of the Γ matrices above. We use the notation $\Gamma_{\mathbf{r}}^{\mu}$ to indicate the Γ^{μ} operator applied to the fermionic mode corresponding to site \mathbf{r} , while applying identity operators to the other modes. These operators therefore obey the additional commutation relations $[\Gamma_{\mathbf{r}}^{\mu}, \Gamma_{\mathbf{r}'}^{\nu}] = 0$ when $\mathbf{r} \neq \mathbf{r}'$.

We can generate the required commutation relations through the identifications

$$A_{\mathbf{r}, \mathbf{r}+\mathbf{x}} = \Gamma_{\mathbf{r}}^1 \Gamma_{\mathbf{r}+\mathbf{x}}^2 \quad (17)$$

$$A_{\mathbf{r}, \mathbf{r}+\mathbf{y}} = \Gamma_{\mathbf{r}}^3 \Gamma_{\mathbf{r}+\mathbf{y}}^4 \quad (18)$$

and impose that the operators in the negative $-\mathbf{x}$ and $-\mathbf{y}$ directions follow from the above definitions in the positive directions, using the anti-symmetry requirements on A , e.g.

$$A_{\mathbf{r}+\mathbf{y}, \mathbf{r}} := -A_{\mathbf{r}, \mathbf{r}+\mathbf{y}} = -\Gamma_{\mathbf{r}}^3 \Gamma_{\mathbf{r}+\mathbf{y}}^4$$

The direction of the A operators is shown in Fig. 1 for an elementary plaquette, i.e. the smallest loop on a lattice.

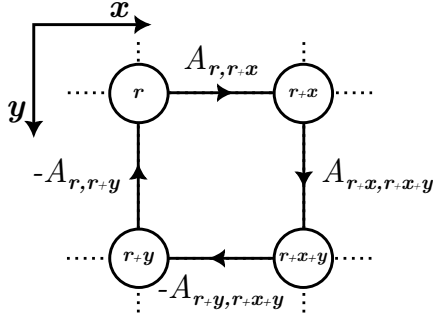


Figure 1: Elementary plaquette of four sites, where the direction of the A operator is highlighted. In particular, operators $A_{\mathbf{r}+\mathbf{y}, \mathbf{r}}$ and $A_{\mathbf{r}+\mathbf{x}+\mathbf{y}, \mathbf{r}+\mathbf{y}}$ are obtained using Eq. (3.2).

We also identify the parity operator as

$$B_{\mathbf{r}} = \tilde{\Gamma}_{\mathbf{r}} \quad (19)$$

It is straightforward to verify that with these definitions all (anti-)commutation relations of A and B in Section 2 hold. Other identifications are possible and may lead to expressions with different

operator weights below. Notice that we obtain a qudit-to-fermion ratio of 1 with the above approach.

The hopping operators now follow

$$S_{\mathbf{r}, \mathbf{r}+\mathbf{x}} = -i \Gamma_{\mathbf{r}}^1 \Gamma_{\mathbf{r}+\mathbf{x}}^2 \tilde{\Gamma}_{\mathbf{r}+\mathbf{x}} \quad (20)$$

$$S_{\mathbf{r}, \mathbf{r}+\mathbf{y}} = -i \Gamma_{\mathbf{r}}^3 \Gamma_{\mathbf{r}+\mathbf{y}}^4 \tilde{\Gamma}_{\mathbf{r}+\mathbf{y}} \quad (21)$$

A pair of fermions can be created on a neighboring set of lattice vertices using

$$f_{\mathbf{r}}^{\dagger} f_{\mathbf{r}+\mathbf{x}}^{\dagger} = \frac{i}{4} \Gamma_{\mathbf{r}}^1 \Gamma_{\mathbf{r}+\mathbf{x}}^2 (\mathbb{I} + \tilde{\Gamma}_{\mathbf{r}})(\mathbb{I} + \tilde{\Gamma}_{\mathbf{r}+\mathbf{x}}) \quad (22)$$

Notice that the two last factors guarantee that occupied sites cannot be occupied twice (and hence should be irrelevant when applied to the vacuum state). Along the y -direction we get a similar operator using $\Gamma^1 \rightarrow \Gamma^3$ and $\Gamma^2 \rightarrow \Gamma^4$. Lastly, we focus on constraints that follow from Eq. (13), that need to be satisfied in this mapping. We therefore apply our fermion-to-qudit mapping defined above to the edge operators A in G in Eq. (13) and obtain

$$\mathbb{I} \stackrel{c}{=} \Gamma_{\mathbf{r}}^{13} \Gamma_{\mathbf{r}+\mathbf{x}}^{23} \Gamma_{\mathbf{r}+\mathbf{x}+\mathbf{y}}^{42} \Gamma_{\mathbf{r}+\mathbf{y}}^{14} \quad (23)$$

In the above, we considered an elementary plaquette, i.e. $|\mathcal{P}| = 4$. This constraint must be fulfilled exactly by any valid state and reduces the Hilbert space.

3.3 Spinful fermions

We now identify each fermionic node to a combination of a position vector \mathbf{r} and spin projection $\sigma \in \{\uparrow, \downarrow\}$. We only define the A edge operators between fermionic modes with the same spin projections. Notice that the general commutation relations require that for different spins $\sigma \neq \bar{\sigma}$ (with an abuse of notation)

$$[A_{\mathbf{i}, \mathbf{j}; \sigma}, A_{\mathbf{k}, \mathbf{l}; \bar{\sigma}}] = 0 \quad (24)$$

$$[B_{\mathbf{i}; \sigma}, B_{\mathbf{j}; \bar{\sigma}}] = 0 \quad (25)$$

for all lattice vertices $\mathbf{i}, \mathbf{j}, \mathbf{k}, \mathbf{l}$. We will introduce two possible fermion-to-qudit identifications, yielding very different qudit Hamiltonians and constraints, and therefore different gate requirements. Therefore, we refrain from considering fermionic operators of both spin systems together, allowing us to bosonize also per spin sector individually.

3.4 Case 1: “Spin-split mapping”

Our first mapping uses the fermion-to-qudit operators introduced in the spinless case and generalizes them to the spinful case. Indeed, if we associate a separate qudit system to each of the spin sectors, the commutation relations in Eqs. (24)-(25) are trivially fulfilled, since the Γ operators on two qudits on different lattices commute. Therefore, we will introduce a secondary lattice composed of ququarts that we will indicate using the $'$ indicator on the spatial index, i.e. \mathbf{r}' . We will refer to this mapping as the spin-split mapping, referring to the parallel treatment of the spin sectors. For the parity factors, we choose

$$B_{\mathbf{r};\uparrow} = \tilde{\Gamma}_{\mathbf{r}} \quad (26)$$

$$B_{\mathbf{r};\downarrow} = \tilde{\Gamma}_{\mathbf{r}'} \quad (27)$$

For the link operators we take

$$A_{\mathbf{r},\mathbf{r}+\mathbf{x};\uparrow} = \Gamma_{\mathbf{r}}^1 \Gamma_{\mathbf{r}+\mathbf{x}}^2 \quad (28)$$

$$A_{\mathbf{r},\mathbf{r}+\mathbf{x};\downarrow} = \Gamma_{\mathbf{r}'}^1 \Gamma_{\mathbf{r}'+\mathbf{x}}^2 \quad (29)$$

and the same for the \mathbf{y} direction

$$A_{\mathbf{r},\mathbf{r}+\mathbf{y};\uparrow} = \Gamma_{\mathbf{r}}^3 \Gamma_{\mathbf{r}+\mathbf{y}}^4 \quad (30)$$

$$A_{\mathbf{r},\mathbf{r}+\mathbf{y};\downarrow} = \Gamma_{\mathbf{r}'}^3 \Gamma_{\mathbf{r}'+\mathbf{y}}^4 \quad (31)$$

The link operators in the opposite direction are again defined from the above definitions by exploiting the anti-symmetry of A . We now obtain the hopping terms

$$S_{\mathbf{r},\mathbf{r}+\mathbf{x};\uparrow} + S_{\mathbf{r}+\mathbf{x},\mathbf{r};\uparrow} = i\Gamma_{\mathbf{r}}^1 \Gamma_{\mathbf{r}+\mathbf{x}}^2 (\tilde{\Gamma}_{\mathbf{r}} - \tilde{\Gamma}_{\mathbf{r}+\mathbf{x}}) \quad (32)$$

$$S_{\mathbf{r},\mathbf{r}+\mathbf{x};\downarrow} + S_{\mathbf{r}+\mathbf{x},\mathbf{r};\downarrow} = i\Gamma_{\mathbf{r}'}^1 \Gamma_{\mathbf{r}'+\mathbf{x}}^2 (\tilde{\Gamma}_{\mathbf{r}'} - \tilde{\Gamma}_{\mathbf{r}'+\mathbf{x}}) \quad (33)$$

The plaquette constraints for both spins are independent as well. For example, for $\sigma = \uparrow$, we obtain

$$\begin{aligned} A_{\mathbf{r},\mathbf{r}+\mathbf{x};\uparrow} A_{\mathbf{r}+\mathbf{x},\mathbf{r}+\mathbf{x}+\mathbf{y};\uparrow} A_{\mathbf{r}+\mathbf{x}+\mathbf{y},\mathbf{r}+\mathbf{y};\uparrow} A_{\mathbf{r}+\mathbf{y},\mathbf{r};\uparrow} \\ = -\Gamma_{\mathbf{r}}^{13} \Gamma_{\mathbf{r}+\mathbf{x}}^{23} \Gamma_{\mathbf{r}+\mathbf{x}+\mathbf{y}}^{24} \Gamma_{\mathbf{r}+\mathbf{y}}^{14} \end{aligned} \quad (34)$$

such that the constraint reads

$$\mathbb{I} \stackrel{c}{=} \Gamma_{\mathbf{r}}^{13} \Gamma_{\mathbf{r}+\mathbf{x}}^{23} \Gamma_{\mathbf{r}+\mathbf{x}+\mathbf{y}}^{24} \Gamma_{\mathbf{r}+\mathbf{y}}^{14} \quad (35)$$

(and similarly for the second qudit system), which is the same as for the spinless case in Eq. (23).

3.5 Case 2: “Auxiliary-parity mapping”

In the first qudit mapping, we used a qudit to encode spin- \uparrow and a qudit for spin- \downarrow . In this section, we use a qudit to encode the physical information of both spin- \uparrow and spin- \downarrow , and introduce an auxiliary set of qudits to maintain the corresponding commutation relations, i.e. to store the parity. We will refer to this mapping as the auxiliary-parity mapping, referring to the use of qudits as dominantly parity storage. This mapping will be equivalent to localizing the qudit-generalized Jordan-Wigner strings by introducing an auxiliary qudit for each physical qudit and redefining the order of the sites by placing one auxiliary after every physical one as in the qubit case proposed in Ref. [13]. Both mappings are depicted in Fig. 2.

We start by association Γ^1 and Γ^2 to spin- \uparrow , while Γ^3 and Γ^4 will correspond to spin- \downarrow . We then define the B parity operators

$$B_{\mathbf{r};\uparrow} = i\Gamma_{\mathbf{r}}^1 \Gamma_{\mathbf{r}}^2 \quad (36)$$

$$B_{\mathbf{r};\downarrow} = i\Gamma_{\mathbf{r}}^3 \Gamma_{\mathbf{r}}^4 \quad (37)$$

while edge operators become

$$\begin{aligned} A_{\mathbf{r},\mathbf{r}+\mathbf{x};\uparrow} &= -i\tilde{\Gamma}_{\mathbf{r}} \tilde{\Gamma}_{\mathbf{r}'} \Gamma_{\mathbf{r}}^2 \Gamma_{\mathbf{r}+\mathbf{x}}^2 \\ &= -i\tilde{\Gamma}_{\mathbf{r}}^2 \tilde{\Gamma}_{\mathbf{r}'} \Gamma_{\mathbf{r}+\mathbf{x}}^2 \end{aligned} \quad (38)$$

$$\begin{aligned} A_{\mathbf{r},\mathbf{r}+\mathbf{y};\uparrow} &= \tilde{\Gamma}_{\mathbf{r}} \tilde{\Gamma}_{\mathbf{r}+\mathbf{y}} \Gamma_{\mathbf{r}}^2 \Gamma_{\mathbf{r}+\mathbf{y}}^2 \Gamma_{\mathbf{r}'}^1 \Gamma_{\mathbf{r}'+\mathbf{y}}^2 \\ &= \tilde{\Gamma}_{\mathbf{r}}^2 \tilde{\Gamma}_{\mathbf{r}+\mathbf{y}}^2 \Gamma_{\mathbf{r}'}^1 \Gamma_{\mathbf{r}'+\mathbf{y}}^2 \end{aligned} \quad (39)$$

Spin- \downarrow operators can be derived exchanging $\Gamma^1 \rightarrow \Gamma^3$ and $\Gamma^2 \rightarrow \Gamma^4$. All the A and B operators are correctly hermitian, while the operators in the opposite direction are again defined by anti-symmetry. We obtain the horizontal hopping terms

$$S_{\mathbf{r},\mathbf{r}+\mathbf{x};\uparrow} + S_{\mathbf{r}+\mathbf{x},\mathbf{r};\uparrow} = i\tilde{\Gamma}_{\mathbf{r}} \tilde{\Gamma}_{\mathbf{r}'} (\Gamma_{\mathbf{r}}^1 \Gamma_{\mathbf{r}+\mathbf{x}}^2 - \Gamma_{\mathbf{r}'}^2 \Gamma_{\mathbf{r}'+\mathbf{x}}^1) \quad (40)$$

while the vertical hopping operators, analogously become

$$\begin{aligned} S_{\mathbf{r},\mathbf{r}+\mathbf{y};\uparrow} + S_{\mathbf{r}+\mathbf{y},\mathbf{r};\uparrow} \\ = \tilde{\Gamma}_{\mathbf{r}} \tilde{\Gamma}_{\mathbf{r}+\mathbf{y}} (\Gamma_{\mathbf{r}}^1 \Gamma_{\mathbf{r}+\mathbf{y}}^2 - \Gamma_{\mathbf{r}'}^2 \Gamma_{\mathbf{r}'+\mathbf{y}}^1) \Gamma_{\mathbf{r}'}^1 \Gamma_{\mathbf{r}'+\mathbf{y}}^2 \end{aligned} \quad (41)$$

Finally, we can derive the elementary plaquette constraints. In particular, for $\sigma = \uparrow$:

$$\mathbb{I} \stackrel{c}{=} (\tilde{\Gamma}_{\mathbf{r}+\mathbf{x}} \tilde{\Gamma}_{\mathbf{r}+\mathbf{x}+\mathbf{y}}) (\tilde{\Gamma}_{\mathbf{r}'}^1 \Gamma_{\mathbf{r}'+\mathbf{x}}^1 \Gamma_{\mathbf{r}'+\mathbf{x}+\mathbf{y}}^2 \tilde{\Gamma}_{\mathbf{r}'+\mathbf{y}}^2) \quad (42)$$

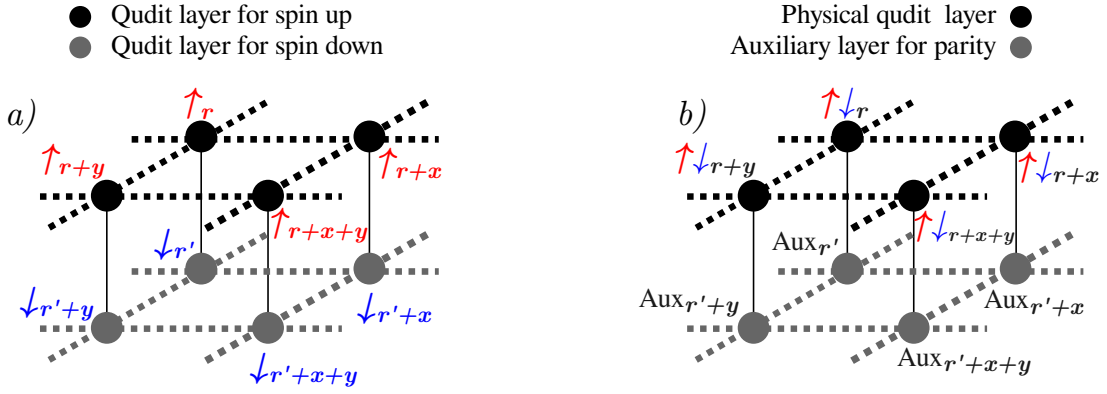


Figure 2: Depiction of the two spinful fermion-to-qudit mappings. In the spin-split mapping (left, panel a), the upper layer decodes all the information for spin- \uparrow fermions while the bottom layer encodes all the information on spin- \downarrow fermions. In the auxiliary-parity mapping (right, panel b), the upper layer contains partial information on the fermions of both spin species, while the bottom layer serves as an auxiliary system to store the parity and localize the qudit operators.

Notice that this mapping yields operators that appear very similar to the forms obtained in the BVC mapping for qubits, or the mapping in Ref. [19].

4 Applications on 2D lattices

To demonstrate and validate our mappings in practice, we simulate prototypical fermionic lattice Hamiltonians in 2D using the abovementioned mappings. First, we transform the fermionic operators into qudit operators (i.e. Γ matrices) for a given mapping. Next, we prepare the vacuum state, ensuring it satisfies all local constraints $G \stackrel{c}{=} \mathbb{I}$. Therefore, we apply projector operators to an initial state, $P_p = \frac{\mathbb{I} - G_p}{2}$ for each plaquette p , i.e. $P = \bigotimes_p P_p$. Once the vacuum is prepared, we use the $f_i^\dagger f_j^\dagger$ operators to insert localized fermion pairs. Finally, we simulate the quench dynamics of this state by performing a Trotterization of the qudit Hamiltonian. The code used for this section is available on GitHub [53].

4.1 t - V model dynamics

We start by simulating the spinless t - V model using the mapping introduced in Section 3.2. The

spinless t - V Hamiltonian transforms as

$$\begin{aligned}
 H &= -T \sum_{\langle \mathbf{r}, \mathbf{s} \rangle} (f_{\mathbf{r}}^\dagger f_{\mathbf{s}} + f_{\mathbf{s}}^\dagger f_{\mathbf{r}}) + V \sum_{\langle \mathbf{r}, \mathbf{s} \rangle} n_{\mathbf{r}} n_{\mathbf{s}} \\
 &\rightarrow -iT \sum_{\langle \mathbf{r}, \mathbf{r}+\mathbf{x} \rangle} \Gamma_{\mathbf{r}}^1 \Gamma_{\mathbf{r}+\mathbf{x}}^2 (\tilde{\Gamma}_{\mathbf{r}} - \tilde{\Gamma}_{\mathbf{r}+\mathbf{x}}) \\
 &\quad - iT \sum_{\langle \mathbf{r}, \mathbf{r}+\mathbf{y} \rangle} \Gamma_{\mathbf{r}}^3 \Gamma_{\mathbf{r}+\mathbf{y}}^4 (\tilde{\Gamma}_{\mathbf{r}} - \tilde{\Gamma}_{\mathbf{r}+\mathbf{y}}) \\
 &\quad + \frac{V}{4} \sum_{\langle \mathbf{r}, \mathbf{s} \rangle} (I - \tilde{\Gamma}_{\mathbf{r}})(I - \tilde{\Gamma}_{\mathbf{s}})
 \end{aligned} \tag{43}$$

with $\langle \mathbf{r}, \mathbf{s} \rangle$ representing all nearest neighbor edges, and $\langle \mathbf{r}, \mathbf{r}+\mathbf{x} \rangle$ and $\langle \mathbf{r}, \mathbf{r}+\mathbf{y} \rangle$ the horizontal and vertical edges respectively.

We consider a 2×3 lattice ($N = 6$), where each site can either be unoccupied (0) or occupied by a particle (1). The fermionic state we aim to prepare reads

$$|\psi_0\rangle = \frac{1}{\sqrt{2}} \left(\begin{vmatrix} 1 & 1 & 0 \\ 0 & 0 & 0 \end{vmatrix} + \begin{vmatrix} 1 & 0 & 1 \\ 0 & 0 & 0 \end{vmatrix} \right)$$

where the rows and columns relate to the position on the lattice. This initial state exhibits both non-zero kinetic and potential energy, and we explore interference and correlations generated during its dynamics. To this end, on the qudit circuit, we start from an initial $|0\rangle^{\otimes N}$ for the $N = 6$ qudits. From this, we construct the non-trivial vacuum state that fulfills the constraint in Eq. (23) by applying the corresponding mapped projection operator to the initial state. After, we implement the desired state by applying an operator built with a combination of

the pair-creation and hopping operators introduced in Eqs. (20) to (22). In this case this will correspond to applying the fermionic operator $O = \frac{1}{\sqrt{2}} (S_{r+x, r+2x} f_r^\dagger f_{r+x}^\dagger + f_r^\dagger f_{r+x}^\dagger)$ to the vacuum state.

To implement the Trotterized dynamics, we group the terms in the Hamiltonian into groups of non-commuting terms. We therefore separate even and odd lattice edges, forming two groups (A and B). All operators within a group commute, allowing us to apply them in parallel. The ordering of terms is structured as follows: first horizontal hopping terms ($H^{\text{hop},x}$) of even and odd edges, followed by vertical hopping terms ($H^{\text{hop},y}$) on even and odd edges, and then all the interaction terms (H^{int}). This yields the following set of non-commuting operators [46].

$$H_{\text{set}} = \{H_A^{\text{hop},x}, H_B^{\text{hop},x}, H_A^{\text{hop},y}, H_B^{\text{hop},y}, H^{\text{int}}\} \quad (44)$$

We symmetrize to obtain a second-order Trotterization scheme, i.e.

$$e^{-iHt} \approx \left(\prod_{j=1}^m e^{-iH_j\tau/2} \prod_{j=m}^1 e^{-iH_j\tau/2} \right)^n \quad (45)$$

where m is the number of terms in the ordered set H_{set} (i.e. $m = 5$ in Eq. (44)) and $\tau = t/n$ is the Trotterization time step.

In Fig. 3 we show for all sites in the lattice the real-time evolution of the site occupation. In this mapping, the latter is represented by: $\langle n_r \rangle = \langle \frac{I - \tilde{\Gamma}_r}{2} \rangle$. We show the total error on the occupations $\Delta n = \sum_r |\langle n_r \rangle - \tilde{n}_r|$ for all sites. Here, \tilde{n}_r is the exact result obtained through exact diagonalization of the fermionic Hamiltonian (using NetKet [54]). This demonstrates that the mapping reproduces the correct dynamics.

4.2 Fermi-Hubbard quantum dynamics

We apply a similar procedure to validate the dynamics using the Fermi-Hubbard Hamiltonian

$$H = -J \sum_{\langle r,s \rangle} \sum_{\sigma \in \{\uparrow, \downarrow\}} (f_{r;\sigma}^\dagger f_{s;\sigma} + f_{s;\sigma}^\dagger f_{r;\sigma}) + U \sum_r n_{r;\uparrow} n_{r;\downarrow}. \quad (46)$$

We again consider a 2×3 lattice, but now incorporate the two spin species. Using the first spinful

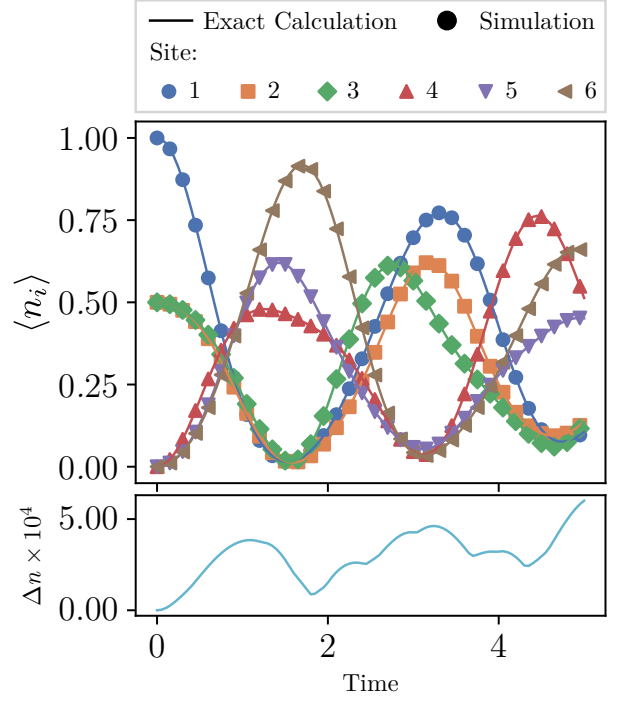


Figure 3: Evolution of the site occupation of an initial state under the t - V Hamiltonian on a 2×3 lattice. Sites are numbered left-to-right, top-to-bottom. Solid lines show the results obtained with exact diagonalization, while markers represent the qudit-based Trotter simulation. The total error is the absolute sum of the occupation number deviations at each site between the simulated and the classically computed values. The parameters used for the simulation are $\tau = 0.05/T$ and $V/T = 0.5$.

mapping presented in Section 3.4 we obtain:

$$\begin{aligned} H \rightarrow & -iJ \sum_{\langle r, r+x \rangle} \Gamma_r^1 \Gamma_{r+x}^2 (\tilde{\Gamma}_r - \tilde{\Gamma}_{r+x}) \\ & -iJ \sum_{\langle r, r+x \rangle} \Gamma_{r'}^1 \Gamma_{r'+x}^2 (\tilde{\Gamma}_{r'} - \tilde{\Gamma}_{r'+x}) \\ & -iJ \sum_{\langle r, r+y \rangle} \Gamma_r^3 \Gamma_{r+y}^4 (\tilde{\Gamma}_r - \tilde{\Gamma}_{r+y}) \\ & -iJ \sum_{\langle r, r+y \rangle} \Gamma_{r'}^3 \Gamma_{r'+y}^4 (\tilde{\Gamma}_{r'} - \tilde{\Gamma}_{r'+y}) \\ & + \frac{U}{4} \sum_r (I - \tilde{\Gamma}_r)(I - \tilde{\Gamma}_{r'}) \end{aligned} \quad (47)$$

This mapping is the generalization of the spinless case. However, the Hamiltonian differs in that the potential energy now arises from interactions between two spin modes at the same site, rather than from different sites. On the fermionic side the local Hilbert space per site reads $\{|0\rangle, |\uparrow\rangle, |\downarrow\rangle, |\uparrow\downarrow\rangle\}$, corresponding respectively to an empty site, occupation by a single

up-fermion (\uparrow), a single down-fermion (\downarrow), or doubly occupied ($\uparrow\downarrow$). We will evolve the initial state that on the fermionic side corresponds to

$$|\psi_0\rangle = \frac{1}{\sqrt{2}} \left(\begin{pmatrix} \uparrow\downarrow & \downarrow & 0 \\ 0 & \uparrow & 0 \end{pmatrix} + \begin{pmatrix} \uparrow\downarrow & \uparrow\downarrow & 0 \\ 0 & 0 & 0 \end{pmatrix} \right)$$

A similar Trotterization procedure as in the spinless case is used. The numerical results are shown in Fig. 4.

We verify also the auxiliary-parity spinful mapping, which transforms the Hamiltonian into

$$\begin{aligned} H \rightarrow & -iJ \sum_{\langle r, r+x \rangle} \tilde{\Gamma}_r \tilde{\Gamma}_{r'} (\Gamma_r^1 \Gamma_{r+x}^2 - \Gamma_r^2 \Gamma_{r+x}^1) \\ & -iJ \sum_{\langle r, r+x \rangle} \tilde{\Gamma}_r \tilde{\Gamma}_{r'} (\Gamma_r^3 \Gamma_{r+x}^4 - \Gamma_r^4 \Gamma_{r+x}^3) \\ & -J \sum_{\langle r, r+y \rangle} \tilde{\Gamma}_r \tilde{\Gamma}_{r+y} (\Gamma_r^1 \Gamma_{r+y}^2 - \Gamma_r^2 \Gamma_{r+y}^1) \Gamma_{r'}^1 \Gamma_{r'+y}^2 \\ & -J \sum_{\langle r, r+y \rangle} \tilde{\Gamma}_r \tilde{\Gamma}_{r+y} (\Gamma_r^3 \Gamma_{r+y}^4 - \Gamma_r^4 \Gamma_{r+y}^3) \Gamma_{r'}^3 \Gamma_{r'+y}^4 \\ & + \frac{U}{4} \sum_r (I - i\Gamma_r^1 \Gamma_r^2) (I - i\Gamma_r^3 \Gamma_r^4) \end{aligned} \quad (48)$$

Although this alternative mapping yields results comparable to the previous one, with similar errors in Δn , it introduces Hamiltonian terms with an increased qudit weight, as will be further discussed in the next section.

4.3 Quantum dynamics: gate counting

The hardware implementation of qudits is still in its early stages and, as a result, there is no standardized gate set available. We therefore refrain from performing a detailed gate-count comparison to implement the time evolution across different mappings. Instead, we follow a more general approach and estimate the number of two-qudit unitaries required to implement a first-order Trotter step, namely how to implement the evolution operators $e^{-i\theta H}$ where θ is the chosen time step, similarly to what is carried out in Ref. [5] for qubit mappings. Hereby, we ignore factors coming from non-communicating neighboring edges and consider the cost and depth to implement a vertical and a horizontal hopping operator and the interaction term, similar to Ref. [5]. Specifically, we assume that any 2-qudit gate can be

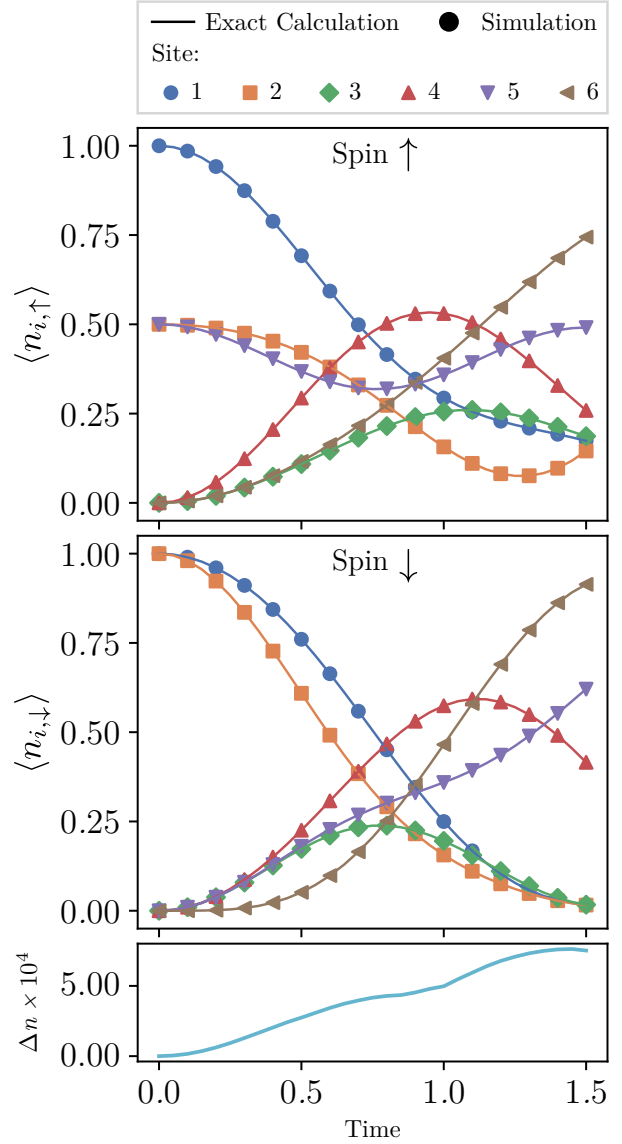


Figure 4: Evolution of site densities of an initial state subject to the dynamics governed by the Fermi-Hubbard model on a 2×3 lattice. Sites are numbered left-to-right, top-to-bottom. Solid lines show the results obtained with exact diagonalization, while markers represent the qudit-based simulation based on the first spinful fermion-to-qudit mapping. The error on the bottom panel is the sum of the errors per spin sector. The parameters used in the dynamics are $\tau = 0.05/J$ and $U/J = 0.5$.

implemented with a gate depth = 1, while further neglecting single-qudit rotations. This assumption is driven by the fact that single-qudit operations are performed with accuracies much higher than two-qudit operations. Therefore, the latter are the main factor determining the total fidelity of a circuit [55, 56]. This procedure, however, introduces a useful starting point for gate compilations to specific gate sets.

Spinless case For the spinless case, the horizontal hopping operators read

$$\begin{aligned} S_{\mathbf{r},\mathbf{r}+\mathbf{x}} + S_{\mathbf{r}+\mathbf{x},\mathbf{r}} &= i\Gamma_{\mathbf{r}}^1\Gamma_{\mathbf{r}+\mathbf{x}}^2(\tilde{\Gamma}_{\mathbf{r}} - \tilde{\Gamma}_{\mathbf{r}+\mathbf{x}}) \\ &= -i\left(\tilde{\Gamma}_{\mathbf{r}}^1\Gamma_{\mathbf{r}+\mathbf{x}}^2 - \Gamma_{\mathbf{r}}^1\tilde{\Gamma}_{\mathbf{r}+\mathbf{x}}^2\right) \end{aligned}$$

Since the two terms commute, to implement the evolution of the hopping term over a time θ , we can apply two subsequent two-qudit operators: $\exp\{-\theta\tilde{\Gamma}_{\mathbf{r}}^1\Gamma_{\mathbf{r}+\mathbf{x}}^2\}$ and $\exp\{\theta\Gamma_{\mathbf{r}}^1\tilde{\Gamma}_{\mathbf{r}+\mathbf{x}}^2\}$. The same transformation applies to the vertical hopping operators using $\Gamma^1 \rightarrow \Gamma^3$ and $\Gamma^2 \rightarrow \Gamma^4$. Note that all these terms operate on the same qudits, therefore the number of two-qudit gates will also correspond to the depth of the circuit.

The interaction term is given by:

$$n_{\mathbf{r}}n_{\mathbf{s}} = \mathbb{I} - \tilde{\Gamma}_{\mathbf{r}} - \tilde{\Gamma}_{\mathbf{s}} + \tilde{\Gamma}_{\mathbf{r}}\tilde{\Gamma}_{\mathbf{s}} \quad (\mathbf{r} \neq \mathbf{s}) \quad (49)$$

Thus it involves a single two-qudit operator. To simulate the evolution, we apply the two single-qudit operations: $\exp\{i\theta\tilde{\Gamma}_{\mathbf{r}}\}$ and $\exp\{i\theta\tilde{\Gamma}_{\mathbf{s}}\}$ and the two-qudit operator $\exp\{-i\theta\tilde{\Gamma}_{\mathbf{r}}\tilde{\Gamma}_{\mathbf{s}}\}$. Hence, we again obtain a two-qudit gate count of 1. The total two-qudit gate count for an evolution step, considering horizontal and vertical hopping terms as well as interaction terms is:

$$2 + 2 + 1 = 5$$

Spinful spin-split mapping For the spin-split mapping, the hopping terms are equivalent to the spinless case, but are duplicated to account for both spin species. Since the \uparrow and \downarrow operators act on different qudits, they can be executed simultaneously, resulting in a total depth 4 for all hopping terms as before, while the number of two-qudit gates is doubled. The interaction potential of the Fermi-Hubbard model describes on-site interactions. While its form appears different than in t - V model on the fermionic side, it

obtains a similar form in the qudit-mapped form when comparing Eq. (47) to Eq. (43), thus contributing a two-qudit gate count of 1. Therefore, the two-qudit gate count for this mapping is:

$$2(2 + 2) + 1 = 9$$

As pointed out earlier, since the hopping terms of both spin species can be implemented in parallel, the circuit depth is reduced to 5 as in the spinless case.

Spinful auxiliary-parity mapping In the spinful auxiliary-parity mapping, the horizontal hopping operator is written as:

$$\begin{aligned} S_{\mathbf{r},\mathbf{r}+\mathbf{x};\uparrow} + S_{\mathbf{r}+\mathbf{x},\mathbf{r};\uparrow} &= i\tilde{\Gamma}_{\mathbf{r}}(\Gamma_{\mathbf{r}}^1\Gamma_{\mathbf{r}+\mathbf{x}}^2 - \Gamma_{\mathbf{r}}^2\Gamma_{\mathbf{r}+\mathbf{x}}^1)\tilde{\Gamma}_{\mathbf{r}'} \\ &= i(\tilde{\Gamma}_{\mathbf{r}}^1\Gamma_{\mathbf{r}+\mathbf{x}}^2 - \tilde{\Gamma}_{\mathbf{r}}^2\Gamma_{\mathbf{r}+\mathbf{x}}^1)\tilde{\Gamma}_{\mathbf{r}'} \end{aligned} \quad (50)$$

This circuit involves three-qudit operators. We decompose its evolution into two-qudit operators using unitary conjugation. Using the identity

$$e^{A \otimes B} = V^\dagger e^{D \otimes B} V \quad (51)$$

where $A = V^\dagger D V$ with D diagonal and A hermitian. We can write the operators on \mathbf{r} and $\mathbf{r} + \mathbf{x}$ as:

$$\begin{aligned} \tilde{\Gamma}_{\mathbf{r}}^1\Gamma_{\mathbf{r}+\mathbf{x}}^2 - \tilde{\Gamma}_{\mathbf{r}}^2\Gamma_{\mathbf{r}+\mathbf{x}}^1 &= U_{(\mathbf{r},\mathbf{r}+\mathbf{x})}^\dagger \left(\tilde{\Gamma}_{\mathbf{r}} + \tilde{\Gamma}_{\mathbf{r}+\mathbf{x}} \right) U_{(\mathbf{r},\mathbf{r}+\mathbf{x})} \end{aligned} \quad (52)$$

The explicit form of U can be found in Appendix B. After applying the two-qudit operator U to \mathbf{r} and $\mathbf{r} + \mathbf{x}$, we apply the evolution terms that involve the third qudit: $\exp\{-i\theta\tilde{\Gamma}_{\mathbf{r}}\tilde{\Gamma}_{\mathbf{r}'}\}$ and $\exp\{-i\theta\tilde{\Gamma}_{\mathbf{r}+\mathbf{x}}\tilde{\Gamma}_{\mathbf{r}'}\}$. Since both commute, they can be applied sequentially. Finally, we uncompute the transformation U . The circuit is schematically represented in Fig. 5, where the two evolution operators are indicated as R_1 and R_2 :

As we can see, the horizontal hopping operators for the \uparrow section can be performed with a circuit of 4 two-qudit gates. An additional equivalent circuit is required for the \downarrow section.

The vertical operators instead involve operation on four different qudits:

$$\begin{aligned} S_{\mathbf{r},\mathbf{r}+\mathbf{y};\uparrow} + S_{\mathbf{r}+\mathbf{y},\mathbf{r};\uparrow} &= \tilde{\Gamma}_{\mathbf{r}}\tilde{\Gamma}_{\mathbf{r}+\mathbf{y}}(\Gamma_{\mathbf{r}}^1\Gamma_{\mathbf{r}+\mathbf{y}}^2 - \Gamma_{\mathbf{r}}^2\Gamma_{\mathbf{r}+\mathbf{y}}^1)\Gamma_{\mathbf{r}'}^1\Gamma_{\mathbf{r}'+\mathbf{y}}^2 \\ &= (\tilde{\Gamma}_{\mathbf{r}}^1\tilde{\Gamma}_{\mathbf{r}+\mathbf{y}}^2 - \tilde{\Gamma}_{\mathbf{r}}^2\tilde{\Gamma}_{\mathbf{r}+\mathbf{y}}^1)\Gamma_{\mathbf{r}'}^1\Gamma_{\mathbf{r}'+\mathbf{y}}^2 \end{aligned} \quad (53)$$

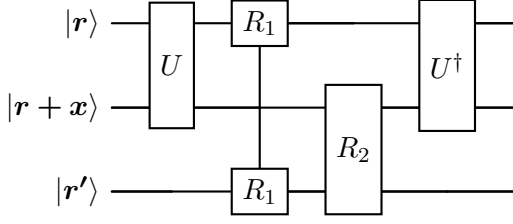


Figure 5: Schematic representation of the circuit implementing horizontal hopping in the second spinful mapping.

We apply again Eq. (51) similarly to the horizontal hopping term to simplify the operators between brackets:

$$\begin{aligned} & \tilde{\Gamma}_r^1 \tilde{\Gamma}_{r+y}^2 - \tilde{\Gamma}_r^2 \tilde{\Gamma}_{r+y}^1 \\ &= V_{(r,r+y)}^\dagger \left(\tilde{\Gamma}_r + \tilde{\Gamma}_{r+y} \right) V_{(r,r+y)} \end{aligned} \quad (54)$$

After the transformation V , we still are left with weight three operators. However, we can also optimize the operators on r' and $r' + y$ with the same method, using Eq. (51) and identifying the operators on r and $r + y$ with B :

$$\Gamma_{r'}^1 \Gamma_{r'+y}^2 = W_{(r',r'+y)}^\dagger \tilde{\Gamma}_{r'} W_{(r',r'+y)} \quad (55)$$

In the above, V and W can be computed in parallel. We then apply the two resulting evolutions $\exp\{-i\theta\tilde{\Gamma}_r\tilde{\Gamma}_{r'}\}$ and $\exp\{-i\theta\tilde{\Gamma}_{r+y}\tilde{\Gamma}_{r'}\}$ and uncompute V and W again in parallel. As a result, we need 6 two-qudit gates to implement the interaction term, and obtain a two-qudit depth of 4 (see Fig. 6), similar to the BVC fermion-to-qubit mapping in Ref. [5].

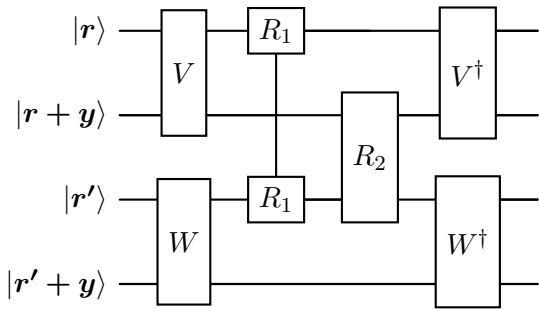


Figure 6: Schematic representation of the two-qudit circuit implementing the vertical hopping in the second spinful mapping.

The interaction term in the second spinful mapping in Eq. (48) involves a single qudit only, and therefore does not add to the two-qudit

count. Overall, we obtain a two-qudit gate count of:

$$2(4 + 6) = 20 \quad (56)$$

4.4 Operator-weight comparison

In the previous section, we introduced a more compact version of the qudit Hamiltonians, which is better for counting the operator weights. We compare our results with known fermion-to-qubit mappings in Table 1. In the spinless case, we observe that local transformations have the same qudit-to-fermion-mode ratio as in the qubit Jordan-Wigner transformation, with the significant additional benefit of having all local hopping operators. In the spinful case, we observe that local transformations can implement the Fermi-Hubbard model with similar operator weights as in the spinless case. The second local spinful mapping yields operator weights similar to the BVC mapping on qubits, yet reduces the qudit-to-fermion-mode ratio and interaction term weights. Hence, the mapping can be seen as the BVC generalization to qudits. As observed also in the previous section, the first local spinful mapping yields a number of advantages, reducing the operator weight of the vertical hopping and the constraint operator compared to the BVC transformation on qubits.

5 Conclusions

In this paper, we demonstrated how qudits, specifically ququarts, can be used to simulate local fermionic lattice Hamiltonians with local qudit operators. We introduced a mapping suitable for spinless fermions and two distinct mappings for spinful fermions. These mappings were validated through simulations of quench quantum dynamics in the t - V and Fermi-Hubbard model. Each fermionic mode requires one ququarts on the square lattice, in contrast to fermion-to-qubit mappings that require additional auxiliary qubits. This advantage can be exploited to reduce the operator weights and number of two-qudit gates in the Trotterized time evolution of lattice fermions. Hence, our work offers a recipe for using the increase in the local Hilbert dimension of qudits to simulate local fermionic operators, without invoking additional (auxiliary) qudits. Hereby, we store additional parity information

Table 1: Qudit-weight comparison for different mappings, including both spinless (top) and spinful (bottom) fermions. d represents the qudit levels (2 for qubits, 4 for ququarts). W_x and W_y refer to the qudit weights of horizontal and vertical hopping terms, respectively. W_{int} denotes the qudit weight of interaction terms, and W_g indicates the qudit-weight for the plaquette constraints. We also indicate the ratio of number of qudits per fermionic mode. We assume a square $L_x \times L_y$ lattice and the t - V model (spinless) and Fermi-Hubbard model (spinful) interactions. The results for the mappings derived in this work are indicated in bold. For Jordan Wigner transformations (JWT), we assume a horizontal snake ordering.

Method	d	ratio	W_x	W_y	W_{int}	W_g
JW	2	1	2	$\mathcal{O}(L_x)$	2	N/A
Spinless local	4	1	2	2	2	4
Generalized JW (QFM) [39]	4	$\frac{1}{2}$	2	$\mathcal{O}(L_x)$	1	N/A
BVC [13]	2	2	3	4	2	6
Local spin split	4	1	2	2	2	4
Spinful auxiliary parity	4	1	3	4	1	6

in the increased local Hilbert space. Our results show how various associations of the fermionic modes with the qudit operators yield different qudit weight operators and circuit depths that can be optimized to improve the two-qudit gate requirements. Due to the improved scaling behavior and reduced two-qudit gates of our mappings, they can be used to simulate 2D materials with significantly larger system sizes in the future.

Future directions for this work include investigating the gate compilations to hardware-specific gate sets, as well as exploring other fermion-to-qudit identifications. Furthermore, it might be possible to introduce compact encodings [6] for qudit systems. Another promising continuation of this work is to explore methods for error correction in fermionic simulations on qudits [57].

6 Acknowledgements

This work is supported by the PNRR MUR projects PE0000023-NQSTI and CN00000013-ICSC and by QUART&T, a project funded by the Italian Institute of Nuclear Physics (INFN) within the Technological and Interdisciplinary Research Commission (CSN5) and Theoretical Physics Commission (CSN4). A.G. acknowledges support by the Horizon 2020 Marie Skłodowska-Curie action (H2020-MSCA-IF GA No.101027746).

References

- [1] Pascual Jordan and Eugene Paul Wigner. “Über das paulische äquivalenzverbot”. In

The Collected Works of Eugene Paul Wigner. Pages 109–129. Springer (1993).

- [2] James D Whitfield, Vojtěch Havlíček, and Matthias Troyer. “Local spin operators for fermion simulations”. *Physical Review A* **94**, 030301 (2016).
- [3] Vojtěch Havlíček, Matthias Troyer, and James D. Whitfield. “Operator locality in the quantum simulation of fermionic models”. *Phys. Rev. A* **95**, 032332 (2017).
- [4] Ian D. Kivlichan, Jarrod McClean, Nathan Wiebe, Craig Gidney, Alán Aspuru-Guzik, Garnet Kin-Lic Chan, and Ryan Babbush. “Quantum simulation of electronic structure with linear depth and connectivity”. *Phys. Rev. Lett.* **120**, 110501 (2018).
- [5] Chris Cade, Lana Mineh, Ashley Montanaro, and Stasja Stanisic. “Strategies for solving the fermi-hubbard model on near-term quantum computers”. *Phys. Rev. B* **102**, 235122 (2020).
- [6] Charles Derby, Joel Klassen, Johannes Bausch, and Toby Cubitt. “Compact fermion to qubit mappings”. *Phys. Rev. B* **104**, 035118 (2021).
- [7] Zhang Jiang, Amir Kalev, Wojciech Mruzekiewicz, and Hartmut Neven. “Optimal fermion-to-qubit mapping via ternary trees with applications to reduced quantum states learning”. *Quantum* **4**, 276 (2020).
- [8] Sergey B Bravyi and Alexei Yu Kitaev. “Fermionic quantum computation”. *Annals of Physics* **298**, 210–226 (2002).

- [9] Mark Steudtner and Stephanie Wehner. “Fermion-to-qubit mappings with varying resource requirements for quantum simulation”. *New Journal of Physics* **20**, 063010 (2018).
- [10] Kanav Setia, Sergey Bravyi, Antonio Mezza-capo, and James D Whitfield. “Superfast encodings for fermionic quantum simulation”. *Physical Review Research* **1**, 033033 (2019).
- [11] Jacek Wosiek. “A local representation for fermions on a lattice”. Technical report. Univ., Physics Department (1981). url: <https://inspirehep.net/literature/169185>.
- [12] RC Ball. “Fermions without fermion fields”. *Physical review letters* **95**, 176407 (2005).
- [13] Frank Verstraete and J Ignacio Cirac. “Mapping local hamiltonians of fermions to local hamiltonians of spins”. *Journal of Statistical Mechanics: Theory and Experiment* **2005**, P09012 (2005).
- [14] Kanav Setia and James D Whitfield. “Bravyi-kitaev superfast simulation of electronic structure on a quantum computer”. *The Journal of chemical physics* **148**, 164104 (2018).
- [15] Yu-An Chen, Anton Kapustin, and Đorđe Radičević. “Exact bosonization in two spatial dimensions and a new class of lattice gauge theories”. *Annals of Physics* **393**, 234–253 (2018).
- [16] Yu-An Chen and Yijia Xu. “Equivalence between fermion-to-qubit mappings in two spatial dimensions”. *PRX Quantum* **4** (2023).
- [17] Arkadiusz Bochniak and Błażej Ruba. “Bosonization based on Clifford algebras and its gauge theoretic interpretation”. *Journal of High Energy Physics* **2020**, 1–36 (2020).
- [18] Kangle Li and Hoi Chun Po. “Higher-dimensional jordan-wigner transformation and auxiliary majorana fermions”. *Phys. Rev. B* **106**, 115109 (2022).
- [19] Hoi Chun Po. “Symmetric Jordan-Wigner transformation in higher dimensions” (2021). [arXiv:2107.10842](https://arxiv.org/abs/2107.10842).
- [20] Charles Derby, Joel Klassen, Johannes Bausch, and Toby Cubitt. “Compact fermion to qubit mappings”. *Physical Review B* **104** (2021).
- [21] Oliver O’Brien, Laurens Lootens, and Frank Verstraete. “Local jordan-wigner transformations on the torus” (2024). [arXiv:2404.07727](https://arxiv.org/abs/2404.07727).
- [22] Mitchell Chiew and Sergii Strelchuk. “Discovering optimal fermion-qubit mappings through algorithmic enumeration”. *Quantum* **7**, 1145 (2023).
- [23] Yu-An Chen. “Exact bosonization in arbitrary dimensions”. *Physical Review Research* **2**, 033527 (2020).
- [24] Arash Jafarizadeh, Frank Pollmann, and Adam Gammon-Smith. “A recipe for local simulation of strongly-correlated fermionic matter on quantum computers: the 2d fermi-hubbard model” (2024). [arXiv:2408.14543](https://arxiv.org/abs/2408.14543).
- [25] Eduardo Fradkin, Mark Srednicki, and Leonard Susskind. “Fermion representation for the Z_2 lattice gauge theory in 2+1 dimensions”. *Physical Review D* **21**, 2885–2891 (1980).
- [26] Marco Ballarin, Giovanni Cataldi, Giuseppe Magnifico, Daniel Jaschke, Marco Di Liberto, Ilaria Siloi, Simone Montangero, and Pietro Silvi. “Digital quantum simulation of lattice fermion theories with local encoding”. *Quantum* **8**, 1460 (2024).
- [27] Mark Srednicki. “Hidden fermions in $z(2)$ theories”. *Physical Review D* **21**, 2878–2884 (1980).
- [28] Jannes Nys and Giuseppe Carleo. “Quantum circuits for solving local fermion-to-qubit mappings”. *Quantum* **7**, 930 (2023).
- [29] Jannes Nys and Giuseppe Carleo. “Variational solutions to fermion-to-qubit mappings in two spatial dimensions”. *Quantum* **6**, 833 (2022).
- [30] Tommaso Guaita. “On the locality of qubit encodings of local fermionic modes” (2024). [arXiv:2401.10077](https://arxiv.org/abs/2401.10077).
- [31] Ramil Nigmatullin, Kevin Hemery, Khaldoon Ghanem, Steven Moses, Dan Gresh, Peter Siegfried, Michael Mills, Thomas Gatterman, Nathan Hewitt, Etienne Granet, and Henrik Dreyer. “Experimental demonstration of break-even for

- the compact fermionic encoding” (2024). [arXiv:2409.06789](#).
- [32] Mohsin Iqbal, Nathanan Tantivasadakarn, Thomas M. Gatterman, Justin A. Gerber, Kevin Gilmore, Dan Gresh, Aaron Hankin, Nathan Hewitt, Chandler V. Horst, Mitchell Matheny, Tanner Mengle, Brian Neyenhuis, Ashvin Vishwanath, Michael Foss-Feig, Ruben Verresen, and Henrik Dreyer. “Topological order from measurements and feed-forward on a trapped ion quantum computer”. *Communications Physics***7** (2024).
 - [33] Michael Foss-Feig, Arkin Tikku, Tsung-Cheng Lu, Karl Mayer, Mohsin Iqbal, Thomas M. Gatterman, Justin A. Gerber, Kevin Gilmore, Dan Gresh, Aaron Hankin, Nathan Hewitt, Chandler V. Horst, Mitchell Matheny, Tanner Mengle, Brian Neyenhuis, Henrik Dreyer, David Hayes, Timothy H. Hsieh, and Isaac H. Kim. “Experimental demonstration of the advantage of adaptive quantum circuits” (2023). [arXiv:2302.03029](#).
 - [34] Benjamin P. Lanyon, Marco Barbieri, Marcelo P. Almeida, Thomas Jennewein, Timothy C. Ralph, Kevin J. Resch, Geoff J. Pryde, Jeremy L. O’Brien, Alexei Gilchrist, and Andrew G. White. “Simplifying quantum logic using higher-dimensional hilbert spaces”. *Nature Physics* **5**, 134–140 (2008).
 - [35] Yulin Chi, Jieshan Huang, Zhanchuan Zhang, Jun Mao, Zinan Zhou, Xiaojiong Chen, Chonghao Zhai, Jueming Bao, Tianxiang Dai, Huihong Yuan, Ming Zhang, Daoxin Dai, Bo Tang, Yan Yang, Zhihua Li, Yunhong Ding, Leif K. Oxenløwe, Mark G. Thompson, Jeremy L. O’Brien, Yan Li, Qihuang Gong, and Jianwei Wang. “A programmable qudit-based quantum processor”. *Nature Communications***13** (2022).
 - [36] Martin Ringbauer, Michael Meth, Lukas Postler, Roman Stricker, Rainer Blatt, Philipp Schindler, and Thomas Monz. “A universal qudit quantum processor with trapped ions”. *Nature Physics* **18**, 1053–1057 (2022).
 - [37] A. B. Balantekin and Anna M. Suliga. “On the properties of qudits”. *The European Physical Journal A***60** (2024).
 - [38] Laurin E. Fischer, Alessandro Chiesa, Francesco Tacchino, Daniel J. Egger, Stefano Carretta, and Ivano Tavernelli. “Universal qudit gate synthesis for transmons”. *PRX Quantum***4** (2023).
 - [39] Arian Vezvaei, Nathan Earnest-Noble, and Khadijeh Najafi. “Quantum simulation of fermi-hubbard model based on transmon qudit interaction” (2024). [arXiv:2402.01243](#).
 - [40] Matthew Neeley, Markus Ansmann, Radoslaw C. Bialczak, Max Hofheinz, Erik Lucero, Aaron D. O’Connell, Daniel Sank, Haohua Wang, James Wenner, Andrew N. Cleland, Michael R. Geller, and John M. Martinis. “Emulation of a quantum spin with a superconducting phase qudit”. *Science* **325**, 722–725 (2009).
 - [41] F. Tacchino, A. Chiesa, R. Sessoli, I. Tavernelli, and S. Carretta. “A proposal for using molecular spin qudits as quantum simulators of light–matter interactions”. *Journal of Materials Chemistry C* **9**, 10266–10275 (2021).
 - [42] Doga Murat Kurkcuoglu, M. Sohaib Alam, Joshua Adam Job, Andy C. Y. Li, Alexandru Macridin, Gabriel N. Perdue, and Stephen Providence. “Quantum simulation of ϕ^4 theories in qudit systems” (2021).
 - [43] Daniel González-Cuadra, Torsten V. Zache, Jose Carrasco, Barbara Kraus, and Peter Zoller. “Hardware efficient quantum simulation of non-abelian gauge theories with qudits on rydberg platforms”. *Physical Review Letters***129** (2022).
 - [44] Michael Meth, Jan F. Haase, Jinglei Zhang, Claire Edmunds, Lukas Postler, Alex Steiner, Andrew J. Jena, Luca Dellantonio, Rainer Blatt, Peter Zoller, Thomas Monz, Philipp Schindler, Christine Muschik, and Martin Ringbauer. “Simulating 2d lattice gauge theories on a qudit quantum computer” (2023). [arXiv:2310.12110](#).
 - [45] Sreraman Muralidharan, Chang-Ling Zou, Linshu Li, Jianming Wen, and Liang Jiang. “Overcoming erasure errors with multilevel systems”. *New Journal of Physics* **19**, 013026 (2017).
 - [46] Earl T. Campbell. “Enhanced fault-tolerant quantum computing in d-level systems”. *Physical Review Letters***113** (2014).
 - [47] P. Krantz, M. Kjaergaard, F. Yan, T. P. Orlando, S. Gustavsson, and W. D. Oliver.

- “A quantum engineer’s guide to superconducting qubits”. [Applied Physics Reviews](#)**6** (2019).
- [48] Yvonne Y. Gao, M. Adriaan Rol, Steven Touzard, and Chen Wang. “Practical guide for building superconducting quantum devices”. [PRX Quantum](#)**2** (2021).
- [49] M. Kononenko, M. A. Yurtalan, S. Ren, J. Shi, S. Ashhab, and A. Lupascu. “Characterization of control in a superconducting qutrit using randomized benchmarking”. [Physical Review Research](#)**3** (2021).
- [50] Lennart Maximilian Seifert, Ziqian Li, Tanay Roy, David I. Schuster, and Jonathan M. Chong, Frederic T. bBaker. “Exploring ququart computation on a transmon using optimal control”. [Physical Review A](#)**108** (2023).
- [51] Pei Liu, Ruixia Wang, Jing-Ning Zhang, Yingshan Zhang, Xiaoxia Cai, Huikai Xu, Zhiyuan Li, Jiaxiu Han, Xuegang Li, Guangming Xue, Weiyang Liu, Li You, Yirong Jin, and Haifeng Yu. “Performing $su(d)$ operations and rudimentary algorithms in a superconducting transmon qudit for $d=3$ and $d=4$ ”. [Physical Review X](#)**13** (2023).
- [52] Z. Wang, R. W. Parker, E. Champion, and M. S. Blok. “Systematic study of high e_j/e_c transmon qudits up to $d = 12$ ” (2024). [arXiv:2407.17407](#).
- [53] R. Carobene, S Barison, and J. Nys. “rodol-focarobene/qudit_simulations: v1.0”. [zenodo.14211673](#) (2024).
- [54] Filippo Vicentini, Damian Hofmann, Attila Szabó, Dian Wu, Christopher Roth, Clemens Giuliani, Gabriel Pescia, Jannes Nys, Vladimir Vargas-Calderón, Nikita Astrakhantsev, and Giuseppe Carleo. “Netket 3: Machine learning toolbox for many-body quantum systems”. [SciPost Physics Codebases](#) (2022).
- [55] Austin G. Fowler, Matteo Mariantoni, John M. Martinis, and Andrew N. Cleland. “Surface codes: Towards practical large-scale quantum computation”. [Physical Review A](#)**86** (2012).
- [56] Marcus P. da Silva, Olivier Landon-Cardinal, and David Poulin. “Practical characterization of quantum devices without tomography”. [Physical Review Letters](#)**107** (2011).
- [57] Zhang Jiang, Jarrod McClean, Ryan Babush, and Hartmut Neven. “Majorana loop stabilizer codes for error mitigation in fermionic quantum simulations”. [Physical Review Applied](#)**12** (2019).

A Euclidean Dirac matrices

Before reporting the transformation matrices used, let us first introduce the Γ matrices used throughout the paper. These matrices, which are one of the possible sets of operators to extend the Pauli operators to the ququart case, were introduced in Ref. [39], but we repeat them here for completeness

$$\begin{aligned}\Gamma_1 &= \sigma_x \otimes \mathbb{I}_{2 \times 2} = \begin{bmatrix} 0 & 0 & 1 & 0 \\ 0 & 0 & 0 & 1 \\ 1 & 0 & 0 & 0 \\ 0 & 1 & 0 & 0 \end{bmatrix}, & \Gamma_2 &= \sigma_y \otimes \mathbb{I}_{2 \times 2} = \begin{bmatrix} 0 & 0 & -i & 0 \\ 0 & 0 & 0 & -i \\ i & 0 & 0 & 0 \\ 0 & i & 0 & 0 \end{bmatrix}, \\ \Gamma_3 &= \sigma_z \otimes \sigma_x = \begin{bmatrix} 0 & 1 & 0 & 0 \\ 1 & 0 & 0 & 0 \\ 0 & 0 & 0 & -1 \\ 0 & 0 & -1 & 0 \end{bmatrix}, & \Gamma_4 &= \sigma_z \otimes \sigma_y = \begin{bmatrix} 0 & -i & 0 & 0 \\ i & 0 & 0 & 0 \\ 0 & 0 & 0 & i \\ 0 & 0 & -i & 0 \end{bmatrix}, \\ \tilde{\Gamma} &= \sigma_z \otimes \sigma_z = -\Gamma_1 \Gamma_2 \Gamma_3 \Gamma_4 = \begin{bmatrix} 1 & 0 & 0 & 0 \\ 0 & -1 & 0 & 0 \\ 0 & 0 & -1 & 0 \\ 0 & 0 & 0 & 1 \end{bmatrix}\end{aligned}$$

B Unitary conjugation

In this section, we detail the procedure for finding the unitary transformations used in Section 4.3.

In general, we wanted to find the solution to an equation of the form:

$$e^{A \otimes B} = U^\dagger e^{D \otimes B} U \quad (57)$$

where A and U are operators involving products of operators on different qudits, A is hermitian, and D is diagonal and therefore involves only separate single-qudit operations. The operator B , that acts on other qudits, is left unaltered by the transformation.

To determine the matrix U , we first compare the eigenvalues of matrices A and D . If the eigenvalues are identical, we can select the eigenvectors of both operators and perform a QR decomposition to ensure orthonormality. The transformation matrix is then obtained as $U = \text{eigenvec}_B \text{eigenvec}_A^\dagger$. This method guarantees that U is unitary and satisfies Eq. (57).

Let's now consider the operator for the horizontal hopping terms in the second spinful mapping. We define $A = i \left(\tilde{\Gamma}_r^1 \Gamma_{r+x}^2 - \tilde{\Gamma}_r^2 \Gamma_{r+x}^1 \right)$ and $D = \tilde{\Gamma}_r + \tilde{\Gamma}_{r+x}$. Note that the choice of D is not univocal. Applying the method just presented, we find that:

$$U = \begin{pmatrix} 0 & 0 & -\sqrt{0.5} & 0 & 0 & 0 & 0 & 0 & \sqrt{0.5} & 0 & 0 & 0 & 0 & 0 & 0 & 0 \\ 1 & 0 & 0 & 0 & 0 & 0 & 0 & 0 & 0 & 0 & 0 & 0 & 0 & 0 & 0 & 0 \\ 0 & 1 & 0 & 0 & 0 & 0 & 0 & 0 & 0 & 0 & 0 & 0 & 0 & 0 & 0 & 0 \\ 0 & 0 & 0 & \sqrt{0.5} & 0 & 0 & 0 & 0 & 0 & -\sqrt{0.5} & 0 & 0 & 0 & 0 & 0 & 0 \\ 0 & 0 & 0 & 0 & -1 & 0 & 0 & 0 & 0 & 0 & 0 & 0 & 0 & 0 & 0 & 0 \\ 0 & 0 & \sqrt{0.5} & 0 & 0 & 0 & 0 & 0 & \sqrt{0.5} & 0 & 0 & 0 & 0 & 0 & 0 & 0 \\ 0 & 0 & 0 & \sqrt{0.5} & 0 & 0 & 0 & 0 & 0 & \sqrt{0.5} & 0 & 0 & 0 & 0 & 0 & 0 \\ 0 & 0 & 0 & 0 & 0 & -1 & 0 & 0 & 0 & 0 & 0 & 0 & 0 & 0 & 0 & 0 \\ 0 & 0 & 0 & 0 & 0 & 0 & 0 & 0 & 0 & 0 & -1 & 0 & 0 & 0 & 0 & 0 \\ 0 & 0 & 0 & 0 & 0 & 0 & -\sqrt{0.5} & 0 & 0 & 0 & 0 & \sqrt{0.5} & 0 & 0 & 0 & 0 \\ 0 & 0 & 0 & 0 & 0 & 0 & 0 & -\sqrt{0.5} & 0 & 0 & 0 & 0 & 0 & \sqrt{0.5} & 0 & 0 \\ 0 & 0 & 0 & 0 & 0 & 0 & 0 & 0 & 0 & 0 & 0 & 1 & 0 & 0 & 0 & 0 \\ 0 & 0 & 0 & 0 & 0 & 0 & -\sqrt{0.5} & 0 & 0 & 0 & 0 & -\sqrt{0.5} & 0 & 0 & 0 & 0 \\ 0 & 0 & 0 & 0 & 0 & 0 & 0 & 0 & 0 & 0 & 0 & 0 & 0 & 0 & 1 & 0 \\ 0 & 0 & 0 & 0 & 0 & 0 & 0 & 0 & 0 & 0 & 0 & 0 & 0 & 0 & 0 & 1 \\ 0 & 0 & 0 & 0 & 0 & 0 & 0 & -\sqrt{0.5} & 0 & 0 & 0 & 0 & 0 & -\sqrt{0.5} & 0 & 0 \end{pmatrix}$$

For the vertical operators we need two different operators. First we have $A = \tilde{\Gamma}_r^1 \tilde{\Gamma}_{r+y}^2 - \tilde{\Gamma}_r^2 \tilde{\Gamma}_{r+y}^1$

and $D = \tilde{\Gamma}_{\mathbf{r}} + \tilde{\Gamma}_{\mathbf{r}+\mathbf{y}}$ and we find

$$V = \begin{pmatrix} 0 & 0 & i\sqrt{0.5} & 0 & 0 & 0 & 0 & 0 & \sqrt{0.5} & 0 & 0 & 0 & 0 & 0 & 0 & 0 \\ 1 & 0 & 0 & 0 & 0 & 0 & 0 & 0 & 0 & 0 & 0 & 0 & 0 & 0 & 0 & 0 \\ 0 & 1 & 0 & 0 & 0 & 0 & 0 & 0 & 0 & 0 & 0 & 0 & 0 & 0 & 0 & 0 \\ 0 & 0 & 0 & i\sqrt{0.5} & 0 & 0 & 0 & 0 & 0 & -\sqrt{0.5} & 0 & 0 & 0 & 0 & 0 & 0 \\ 0 & 0 & 0 & 0 & 1 & 0 & 0 & 0 & 0 & 0 & 0 & 0 & 0 & 0 & 0 & 0 \\ 0 & 0 & -i\sqrt{0.5} & 0 & 0 & 0 & 0 & 0 & \sqrt{0.5} & 0 & 0 & 0 & 0 & 0 & 0 & 0 \\ 0 & 0 & 0 & i\sqrt{0.5} & 0 & 0 & 0 & 0 & 0 & \sqrt{0.5} & 0 & 0 & 0 & 0 & 0 & 0 \\ 0 & 0 & 0 & 0 & 0 & 1 & 0 & 0 & 0 & 0 & 0 & 0 & 0 & 0 & 0 & 0 \\ 0 & 0 & 0 & 0 & 0 & 0 & 0 & 0 & 0 & 0 & -1 & 0 & 0 & 0 & 0 & 0 \\ 0 & 0 & 0 & 0 & 0 & 0 & i\sqrt{0.5} & 0 & 0 & 0 & 0 & \sqrt{0.5} & 0 & 0 & 0 & 0 \\ 0 & 0 & 0 & 0 & 0 & 0 & 0 & -i\sqrt{0.5} & 0 & 0 & 0 & 0 & 0 & \sqrt{0.5} & 0 & 0 \\ 0 & 0 & 0 & 0 & 0 & 0 & 0 & 0 & 0 & 0 & 0 & 1 & 0 & 0 & 0 & 0 \\ 0 & 0 & 0 & 0 & 0 & 0 & -i\sqrt{0.5} & 0 & 0 & 0 & 0 & 0 & \sqrt{0.5} & 0 & 0 & 0 \\ 0 & 0 & 0 & 0 & 0 & 0 & 0 & 0 & 0 & 0 & 0 & 0 & 0 & 0 & 1 & 0 \\ 0 & 0 & 0 & 0 & 0 & 0 & 0 & 0 & 0 & 0 & 0 & 0 & 0 & 0 & 0 & 1 \\ 0 & 0 & 0 & 0 & 0 & 0 & 0 & i\sqrt{0.5} & 0 & 0 & 0 & 0 & \sqrt{0.5} & 0 & 0 & 0 \end{pmatrix}$$

And finally we have $A = \Gamma_{\mathbf{r}'}^1 \Gamma_{\mathbf{r}'+\mathbf{y}}^2$ and $D = \tilde{\Gamma}_{\mathbf{r}'}$ that leads to:

$$W = \begin{pmatrix} -i\sqrt{0.5} & 0 & 0 & 0 & 0 & 0 & 0 & 0 & 0 & 0 & -\sqrt{0.5} & 0 & 0 & 0 & 0 & 0 \\ 0 & 0 & -i\sqrt{0.5} & 0 & 0 & 0 & 0 & 0 & \sqrt{0.5} & 0 & 0 & 0 & 0 & 0 & 0 & 0 \\ 0 & 0 & 0 & 0 & -i\sqrt{0.5} & 0 & 0 & 0 & 0 & 0 & 0 & 0 & 0 & 0 & -\sqrt{0.5} & 0 \\ 0 & 0 & 0 & 0 & 0 & 0 & -i\sqrt{0.5} & 0 & 0 & 0 & 0 & 0 & \sqrt{0.5} & 0 & 0 & 0 \\ \sqrt{0.5} & 0 & 0 & 0 & 0 & 0 & 0 & 0 & 0 & 0 & i\sqrt{0.5} & 0 & 0 & 0 & 0 & 0 \\ 0 & 0 & \sqrt{0.5} & 0 & 0 & 0 & 0 & 0 & -i\sqrt{0.5} & 0 & 0 & 0 & 0 & 0 & 0 & 0 \\ 0 & 0 & 0 & 0 & \sqrt{0.5} & 0 & 0 & 0 & 0 & 0 & 0 & 0 & 0 & 0 & i\sqrt{0.5} & 0 \\ 0 & 0 & 0 & 0 & 0 & 0 & \sqrt{0.5} & 0 & 0 & 0 & 0 & 0 & -i\sqrt{0.5} & 0 & 0 & 0 \\ 0 & 0 & 0 & \sqrt{0.5} & 0 & 0 & 0 & 0 & 0 & -i\sqrt{0.5} & 0 & 0 & 0 & 0 & 0 & 0 \\ 0 & \sqrt{0.5} & 0 & 0 & 0 & 0 & 0 & 0 & 0 & 0 & i\sqrt{0.5} & 0 & 0 & 0 & 0 & 0 \\ 0 & 0 & 0 & 0 & 0 & 0 & 0 & \sqrt{0.5} & 0 & 0 & 0 & 0 & 0 & -i\sqrt{0.5} & 0 & 0 \\ 0 & 0 & 0 & 0 & 0 & 0 & \sqrt{0.5} & 0 & 0 & 0 & 0 & 0 & 0 & 0 & 0 & i\sqrt{0.5} \\ 0 & 0 & 0 & i\sqrt{0.5} & 0 & 0 & 0 & 0 & 0 & -\sqrt{0.5} & 0 & 0 & 0 & 0 & 0 & 0 \\ 0 & -i\sqrt{0.5} & 0 & 0 & 0 & 0 & 0 & 0 & 0 & 0 & -\sqrt{0.5} & 0 & 0 & 0 & 0 & 0 \\ 0 & 0 & 0 & 0 & 0 & 0 & 0 & i\sqrt{0.5} & 0 & 0 & 0 & 0 & 0 & -\sqrt{0.5} & 0 & 0 \\ 0 & 0 & 0 & 0 & 0 & 0 & i\sqrt{0.5} & 0 & 0 & 0 & 0 & 0 & 0 & 0 & 0 & \sqrt{0.5} \end{pmatrix}$$

C Periodic boundary conditions

In the paper, we analyzed lattices with open boundary conditions, to extend our results to the periodic boundaries case we need to consider an additional set of constraints. In particular, other than elementary plaquettes, we will also have non-contractable Polyakov loops to be treated similarly to Eq. (13)

$$\mathbb{I} \stackrel{c}{=} -i^{L_x} \prod_{m=1}^{L_x} A_{\mathbf{r}+(m-1)\mathbf{x}, \mathbf{r}+m\mathbf{x}} \quad (58)$$

$$\mathbb{I} \stackrel{c}{=} -i^{L_y} \prod_{m=1}^{L_y} A_{\mathbf{r}+(m-1)\mathbf{y}, \mathbf{r}+m\mathbf{y}} \quad (59)$$

D Jordan-Wigner Transformation for qudits

For completeness, here we report the Jordan Wigner Transformation (JWT) for fermion-to-qudit mapping, which is compared to the local mappings we introduced in this work in Table 1. Following [39], we use the Γ matrices reported in the main text, defining the Clifford algebra $\mathcal{Cl}_{0,4}$, and obeying the anti-commutation relations $\{\Gamma^\mu, \Gamma^\nu\} = 2\delta^{\mu,\nu}$.

JWT is performed by enumerating the degrees of freedom of the system (in the case of the lattice models presented in this work, the lattice sites) and then mapping each of them to a single ququart. In this way, each ququart represents both the orbitals (spin up and spin down) of the lattice site, with no need for auxiliary ququarts.

$$\begin{aligned}
f_{m,\uparrow}^\dagger &= \frac{1}{2} \prod_{k=0}^{m-1} \tilde{\Gamma}_k \cdot (\Gamma_m^1 + i\Gamma_m^2) \\
f_{m,\uparrow} &= \frac{1}{2} \prod_{k=0}^{m-1} \tilde{\Gamma}_k \cdot (\Gamma_m^1 - i\Gamma_m^2) \\
f_{m,\downarrow}^\dagger &= \frac{1}{2} \prod_{k=0}^{m-1} \tilde{\Gamma}_k \cdot (\Gamma_m^3 + i\Gamma_m^4) \\
f_{m,\downarrow} &= \frac{1}{2} \prod_{k=0}^{m-1} \tilde{\Gamma}_k \cdot (\Gamma_m^3 - i\Gamma_m^4) ,
\end{aligned} \tag{60}$$

where we indicated with a generic m the site after the ordering and numbering. As we can see in Eq. (60), the main drawback is that we are introducing a non-local string of operators $\prod_{k=0}^{m-1} \tilde{\Gamma}_k$. The non-local strings cancel each other in the one-dimensional Fermi-Hubbard model (as an example, the hopping term $f_{m,\uparrow}^\dagger f_{m+1,\uparrow} = \frac{1}{4} [(\Gamma_m^1 + i\Gamma_m^2) \tilde{\Gamma}_m] [\Gamma_{m+1}^1 - i\Gamma_{m+1}^2]$) but as soon as we address higher-dimensional systems these strings will not cancel and scale according to their dimensions.