

Quantile-Crossing Spectrum and Spline Autoregression Estimation

Ta-Hsin Li*

December 4, 2024

Abstract

The quantile-crossing spectrum is the spectrum of quantile-crossing processes created from a time series by the indicator function that shows whether or not the time series lies above or below a given quantile at a given time. This bivariate function of frequency and quantile level provides a richer view of serial dependence than that offered by the ordinary spectrum. We propose a new method for estimating the quantile-crossing spectrum as a bivariate function of frequency and quantile level. The proposed method, called spline autoregression (SAR), jointly fits an AR model to the quantile-crossing series across multiple quantiles; the AR coefficients are represented as spline functions of the quantile level and penalized for their roughness. Numerical experiments show that when the underlying spectrum is smooth in quantile level the proposed method is able to produce more accurate estimates in comparison with the alternative that ignores the smoothness.

Keywords: autoregression, penalized least squares, quantile-frequency analysis, smoothing spline, spectral analysis, time series.

*Formerly affiliated with IBM T. J. Watson Research Center. Email: THL024@OUTLOOK.COM

1 Introduction

Let $\{y_t : t = 1, \dots, n\}$ be a time series of length n , generated by a stationary process with continuous marginal probability distribution function $F(y) := \Pr\{y_t \leq y\}$ and probability density function $\dot{F}(y) > 0$. For any $\alpha \in (0, 1)$, let $q(\alpha) := F^{-1}(\alpha)$ denote the α -quantile of $F(\cdot)$. Let $R(\tau, \alpha)$ ($\tau = 0, \pm 1, \dots$) be the autocovariance function (ACF) of the quantile-crossing process

$$u_t(\alpha) := \alpha - \mathcal{I}(y_t \leq q(\alpha)). \quad (1)$$

Assume that $R(\tau, \alpha)$ is absolutely summable over τ for fixed α . Then, associated with $R(\tau, \alpha)$ is what we call the quantile-crossing spectrum

$$S(\omega, \alpha) := \sum_{\tau=-\infty}^{\infty} R(\tau, \alpha) \exp(-i\omega\tau), \quad (2)$$

where $\omega \in (-\pi, \pi]$. The spectrum is a scaled version of the quantile spectrum introduced in Li (2008; 2012) through the quantile periodogram constructed by trigonometric quantile regression (Koenker 2005). The scaling factor is related to $\dot{F}(q(\alpha))$ which is missing in (2).

The quantile-crossing process in (1) is a variation of the level-crossing process $\mathcal{I}(y_t \leq y)$ for fixed $y \in \mathbb{R}$. An important example of level-crossing processes is the zero-crossing process $\mathcal{I}(y_t \leq 0)$. This process and its application in spectral analysis were the subject of the pioneering works of Hinich (1967), Brillinger (1968), and Kedem (1986). The work of Davis and Mikosch (2009) focused on the statistical behavior of the level-crossing process at extreme levels.

The level-crossing process $\mathcal{I}(y_t \leq y)$ has mean $F(y)$ and variance $F(y)(1 - F(y))$. A reparameterization of the level y with the quantile level α through the α -quantile $q(\alpha)$ yields the quantile-crossing process in (1) which has mean 0 and variance $\alpha(1 - \alpha)$. The quantile-crossing process and its spectral properties are investigated in several publications, such as Linton and Whang (2007), Hagemann (2013), Dette et al. (2015), and Kley et al. (2016).

Besides its robustness against outliers and nonlinear distortions (Li 2008; Hagemann 2013),

an important reason for recent interest in the quantile-crossing spectrum is its capability of representing nonlinear dynamics (Li 2012; Dette et al. 2015). To illustrate this point, let $F_\tau(y, y') := \Pr\{y_t \leq y, y_{t-\tau} \leq y'\}$ and $\gamma_\tau(y, y') := \Pr\{(y_t - y)(y_{t-\tau} - y') < 0\}$ be the lag- τ bivariate distribution function and level-crossing rate, respectively ($\tau = 0, \pm 1, \dots$). It is easy to show that

$$\begin{aligned} R(\tau, \alpha) &= \alpha(1 - \alpha) - \frac{1}{2} \gamma_\tau(q(\alpha), q(\alpha)) \\ &= F_\tau(q(\alpha), q(\alpha)) - \alpha^2. \end{aligned}$$

The quantity $\gamma_\tau(q(\alpha), q(\alpha))$ in the first expression is an extension of the zero-crossing rates (Kedem 1986) to all level-crossings in the range of y_t . The quantity $F_\tau(q(\alpha), q(\alpha))$ in the second expression, which can be written as $F_\tau(F^{-1}(\alpha), F^{-1}(\alpha))$, is the bivariate copula function of $(y_t, y_{t-\tau})$ evaluated on the diagonal of the unit square $(0, 1) \times (0, 1)$. This explains why $S(\omega, \alpha)$ in (2) is sometimes called the copula spectrum (Kley et al. 2016). In the Gaussian case, $R(\tau, \alpha)$ is a nonlinear monotone function of the lag- τ autocovariance of $\{y_t\}$ for each τ (Li 2020). In general, as α varies in interval $(0, 1)$, the link with the level-crossing rates and bivariate distribution functions enables the quantile-crossing spectrum to provide a richer view of possibly nonlinear serial dependence than that offered by the ordinary spectrum which merely represents linear autocorrelation (or the second moments).

In the current literature, the quantile-crossing spectrum is largely treated as a one-dimensional function of ω with α fixed at a selected quantile level. When interested in multiple quantiles, the spectrum is estimated independently for each quantile. However, there are situations in which one would like to treat the quantile-crossing spectrum as a two-dimensional function on the entire domain $(\omega, \alpha) \in (-\pi, \pi] \times (0, 1)$. When the quantile-crossing spectrum varies smoothly with α , the one-dimensional spectra at neighboring quantiles would be similar to each other. Leveraging this similarity in estimating the quantile-crossing spectrum across quantiles would potentially improve the accuracy in the same way as a periodogram smoother across frequencies would for

estimating a continuous spectral density function (Brockwell and Davis 1991, p. 350).

In this paper, we propose a new method, called spline autoregression (SAR), to leverage the smoothness of the quantile-crossing spectrum in α (when this assumption is valid) and jointly estimate it across quantiles as a two-dimensional function using an AR model with functional parameters.

The remainder of this paper is organized as follows. In section 2, we discuss three simple methods for estimating the quantile-crossing spectrum: the level-by-level lag-window estimator and AR estimator, and the AR estimator with post-smoothing across quantiles. In section 3, we introduce the new SAR estimator. In section 4, we discuss some statistical properties of the SAR estimator. In section 5, we present the results of some numerical experiments which compare the performance of these estimators. In section 6, we outline the extension of the SAR method to multiple time series. In section 7, we make some concluding remarks. Finally, Appendix I contains further technical details regarding the discussion in section 4. Appendix II describes the R functions in the `qfa` package that implement the estimators.

2 Estimation of Quantile-Crossing Spectrum

When the quantile-crossing spectrum is considered only at a single quantile level or a few selected quantile levels (e.g., Hagemann 2013; Dette et al. 2015), it is straightforward to develop a spectral estimator: one simply applies the conventional techniques of spectral estimation to the observed quantile-crossing series

$$\hat{u}_t(\alpha) := \alpha - \mathcal{I}(y_t \leq \hat{q}(\alpha)) \quad (t = 1, \dots, n), \quad (3)$$

where $\hat{q}(\alpha)$ is an estimate of the α -quantile $q(\alpha)$.

For example, a lag-window (LW) estimator of $S(\cdot, \alpha)$ for fixed α takes the form (Brockwell

and Davis 1991, p. 354)

$$\hat{S}_{LW}(\omega, \alpha) := \sum_{|\tau| \leq M} w(\tau/M) \hat{R}(\tau, \alpha) \exp(-i\omega\tau) \quad \omega \in (-\pi, \pi], \quad (4)$$

where $\{\hat{R}(\tau, \alpha) : |\tau| < n\}$ is the sample ACF of $\{\hat{u}_t(\alpha) : t = 1, \dots, n\}$, $w(\cdot)$ is a nonnegative function, and M is the bandwidth parameter. This nonparametric estimator has been used by Davis and Mikosch (2009), Hagemann (2013), and Dette et al. (2015), among others. The formula in (4) also serves as a way of constructing alternative spectra to complement the ordinary spectrum: it suffices to substitute the ACF in (4) with an alternative ACF-like function (e.g., Hong 2000; Jordanger and Tjøstheim 2022; 2023).

A parametric estimator that can be used to estimate $S(\cdot, \alpha)$ for fixed α is the autoregressive (AR) estimator

$$\hat{S}(\omega, \alpha) := \frac{\hat{\sigma}^2(\alpha)}{\left|1 - \sum_{j=1}^p \hat{a}_j(\alpha) \exp(-ij\omega)\right|^2} \quad \omega \in (-\pi, \pi], \quad (5)$$

where p is the order of the AR model and the AR parameters $\{\hat{a}_j(\alpha) : j = 1, \dots, p\}$ and $\hat{\sigma}^2(\alpha)$ are estimated from $\{\hat{u}_t(\alpha) : t = 1, \dots, n\}$. While the AR model plays an important role in modern spectral analysis (Percival and Walden 1993; Stoica and Moses 1997), it has not been explored for estimating the quantile-crossing spectrum in the current literature.

Conventional techniques to produce the AR parameters in (5) for fixed α include the least-squares method (Priestley 1981, p. 346) and the Yule-Walker method (Brockwell and Davis 1991, p. 239). The former regresses $\hat{u}_t(\alpha)$ on $[\hat{u}_{t-1}(\alpha), \dots, \hat{u}_{t-p}(\alpha)]$ by least squares. The latter solves the Yule-Walker equations of an AR(p) process with $\{\hat{R}(\tau, \alpha) : |\tau| < n\}$ in place of the theoretical ACF. The AR model was advocated as a general approach to spectral estimation by prominent researchers such as Akaike (1969) and Parzen (1969). Indeed, an AR model of the form (5) is able to approximate any spectral density function (Brockwell and Davis 1991, pp. 130–131). The AR estimator also has some desired asymptotic properties including consistency and normality

as $n \rightarrow \infty$ and $p \rightarrow \infty$ (Berk 1974). Unlike the bandwidth parameter M in the LW estimator which is often chosen by ad hoc means, the order p in the AR estimator can be selected by simple data-driven criteria such as AIC, resulting in an automatic and effective procedure in practice.

In this paper, we will treat the AR estimator as an alternative to the LW estimator in estimating the quantile-crossing spectrum for fixed α in a set of gridpoints $\{\alpha_\ell : \ell = 1, \dots, L\}$.

In addition, we will consider the more general problem of estimating the quantile-crossing spectrum as a bivariate function of (ω, α) in the entire domain $(-\pi, \pi] \times [\underline{\alpha}, \bar{\alpha}]$. This extends the problem of estimating the quantile-crossing spectrum as a univariate function of ω for fixed α considered by Hagemann (2013), Dette et al. (2015), and Kley et al. (2016), among others.

A simple way to obtain an estimate for all $\alpha \in [\underline{\alpha}, \bar{\alpha}]$ is to apply a nonparametric smoother to the sequence of parameters in the AR estimator produced independently for each α_ℓ ($\ell = 1, \dots, L$). Smoothing instead of interpolating the AR parameters has the benefit of reducing the statistical variability of these parameters across quantiles and thereby producing a better estimate when the underlying spectrum is smooth in α . This post-smoothing idea has been explored by Chen et al. (2021) and Jiménez-Varón et al. (2024) for estimating the quantile spectrum derived from trigonometric quantile regression. It is straightforward to adopt this idea to estimate the quantile-crossing spectrum. We will refer to the resulting estimator as the AR-S estimator.

To describe the AR-S estimator more precisely. let $\{\alpha_\ell : \ell = 1, \dots, L\}$ be an equally-spaced increasing sequence quantile levels with $\alpha_1 := \underline{\alpha}$ and $\alpha_L := \bar{\alpha}$. Let $\{\tilde{a}_j(\alpha_\ell) : j = 1, \dots, p\}$ and $\tilde{\sigma}^2(\alpha_\ell)$ denote the AR parameters obtained by fitting an AR(p) model to $\{\hat{u}_t(\alpha) : t = 1, \dots, n\}$ for each fixed α_ℓ ($\ell = 1, \dots, L$) using the least-square or Yule-Walker method. We employ the smoothing spline method (Hastie and Tibshirani 1990, p. 27) to smooth these parameters across α_ℓ ($\ell = 1, \dots, L$). This yields

$$\hat{a}_j(\cdot) := \operatorname{argmin}_{a_j(\cdot) \in \mathcal{F}} \left\{ \sum_{\ell=1}^L [\tilde{a}_j(\alpha_\ell) - a_j(\alpha_\ell)]^2 + \lambda_j \int_{\underline{\alpha}}^{\bar{\alpha}} [\ddot{a}_j(\alpha)]^2 d\alpha \right\} \quad (6)$$

and

$$\hat{\sigma}^2(\cdot) := \operatorname{argmin}_{\sigma^2(\cdot) \in \mathcal{F}} \left\{ \sum_{\ell=1}^L [\hat{\sigma}^2(\alpha_\ell) - \sigma^2(\alpha_\ell)]^2 + \lambda_\sigma \int_{\underline{\alpha}}^{\bar{\alpha}} [\hat{\sigma}^2(\alpha)]^2 d\alpha \right\}, \quad (7)$$

where \mathcal{F} denotes the functional space of splines on $[\underline{\alpha}, \bar{\alpha}]$, $\lambda_j \geq 0$ and $\lambda_\sigma \geq 0$ are known as smoothing parameters. A popular method for selecting λ_j and λ_σ is the generalized cross-validation (GCV) criterion (Hastie and Tibshirani 1990, p. 49).

To specify the order p , we first compute the standard AIC criterion, $\text{AIC}_p(\alpha_\ell)$, for each α_ℓ ($\ell = 1, \dots, L$) and $p = 0, 1, \dots, p_{\max}$, where p_{\max} is a predetermined maximum order; then we choose the final p in (5) that minimizes $L^{-1} \sum_{\ell=1}^L \text{AIC}_p(\alpha_\ell)$ over $\{0, 1, \dots, p_{\max}\}$. This criterion is a comprise of potentially different requirements on the order parameter across quantiles.

In the next section, we propose an alternative to the AR-S estimator, Instead of separating function estimation from autoregression, this new estimator combines them into a single procedure where functional AR parameters are fitted directly to the time series by penalized least-squares autoregression.

3 Spline Autoregression Estimator

We assume that $S(\omega, \alpha)$ is a suitably smooth function not only in ω (as implied by the absolute summability of $R(\tau, \alpha)$ over τ for fixed α) but also in α . When $\{y_t\}$ is an m -dependent process for some $m \geq 1$, the smoothness of $S(\omega, \alpha)$ in α is guaranteed by the smoothness of the bivariate distribution function $F_\tau(y, y)$ in y and hence the smoothness of $R(\tau, \alpha)$ in α for $\tau = 1, \dots, m$. More generally, $S(\omega, \alpha)$ is continuous in α if (a) $F_\tau(y, y)$ is a continuous function of y for every τ so that $R(\tau, \alpha)$ is a continuous function of α , for every τ , and (b) $|R(\tau, \alpha)|$ is uniformly summable over τ . Furthermore, when $F_\tau(y, y)$ is k times continuously differentiable in y for every τ and $q(\alpha)$ is k times differentiable in α , then $S(\omega, \alpha)$ is k times continuously differentiable in α if the

derivatives of $R(\tau, \cdot)$ up to order k are uniformly absolutely summary over τ .

By extending the least-squares method of autoregression to include functional coefficients, we propose to obtain $\hat{a}_j(\cdot)$ ($j = 1, \dots, p$) in (5) as functions in $[\underline{\alpha}, \bar{\alpha}]$ by

$$\begin{aligned} \{\hat{a}_1(\cdot), \dots, \hat{a}_p(\cdot)\} &:= \operatorname{argmin}_{a_1(\cdot), \dots, a_p(\cdot) \in \mathcal{F}} \left\{ (n-p)^{-1} \sum_{\ell=1}^L \sum_{t=p+1}^n \left[\hat{u}_t(\alpha_\ell) - \sum_{j=1}^p a_j(\alpha_\ell) \hat{u}_{t-j}(\alpha_\ell) \right]^2 \right. \\ &\quad \left. + \lambda \sum_{j=1}^p \int_{\underline{\alpha}}^{\bar{\alpha}} [\ddot{a}_j(\alpha)]^2 d\alpha \right\}. \end{aligned} \quad (8)$$

This is a penalized least-squares problem for autoregression with spline coefficients, hence the name SAR. In this problem, the roughness of the functional AR coefficients is measured by the integral of squared second derivative and control by the smoothing parameter $\lambda \geq 0$. It is inspired by the smoothing spline method for nonparametric function estimation, which also has a Bayesian interpretation (Wahba 1990, p. 16).

Furthermore, as in the AR-S estimator, let $\hat{\sigma}^2(\cdot)$ be given by (7) and let p be the minimizer of the average AIC across quantiles. Substituting the resulting $\{\hat{a}_j(\cdot) : j = 1, \dots, p\}$ and $\hat{\sigma}^2(\cdot)$ in (5) gives the proposed SAR estimator of $S(\omega, \alpha)$ for all $(\omega, \alpha) \in (-\pi, \pi) \times [\underline{\alpha}, \bar{\alpha}]$.

The SAR problem (8) has a closed-form solution. Indeed, let $\{\phi_k(\cdot) : k = 1, \dots, L\}$ be a set basis functions of \mathcal{F} with knots at $\{\alpha_\ell : \ell = 1, \dots, L\}$ so that any function $a_j(\cdot)$ in \mathcal{F} can be expressed as $a_j(\cdot) := \sum_{k=1}^L \theta_{jk} \phi_k(\cdot) = \boldsymbol{\phi}^T(\cdot) \boldsymbol{\theta}_j$ for some $\boldsymbol{\theta}_j := [\theta_{j1}, \dots, \theta_{jL}]^T \in \mathbb{R}^L$, where

$$\boldsymbol{\phi}(\alpha) := [\phi_1(\alpha), \dots, \phi_L(\alpha)]^T \in \mathbb{R}^L.$$

Define

$$\boldsymbol{\theta} := [\boldsymbol{\theta}_1^T, \dots, \boldsymbol{\theta}_p^T]^T \in \mathbb{R}^{Lp}, \quad \boldsymbol{\Phi}(\alpha) := \mathbf{I}_p \otimes \boldsymbol{\phi}(\alpha) \in \mathbb{R}^{Lp \times p},$$

where \otimes stands for the Kronecker product. Then, we can write

$$\mathbf{a}(\cdot) := [a_1(\cdot), \dots, a_p(\cdot)]^T = \boldsymbol{\Phi}^T(\cdot) \boldsymbol{\theta}.$$

Moreover, let

$$\begin{aligned}\mathbf{u}_\ell &:= [\hat{u}_{p+1}(\alpha_\ell), \dots, \hat{u}_n(\alpha_\ell)]^T \in \mathbb{R}^{n-p}, \\ \mathbf{U}_\ell &:= \begin{bmatrix} \hat{u}_p(\alpha_\ell) & \cdots & \hat{u}_1(\alpha_\ell) \\ \vdots & & \vdots \\ \hat{u}_{n-1}(\alpha_\ell) & \cdots & \hat{u}_{n-p}(\alpha_\ell) \end{bmatrix} \in \mathbb{R}^{(n-p) \times p}, \\ \mathbf{X}_\ell &:= \mathbf{U}_\ell \Phi^T(\alpha_\ell) \in \mathbb{R}^{(n-p) \times Lp},\end{aligned}$$

and

$$\mathbf{Q} := \left[\int_{\underline{\alpha}}^{\bar{\alpha}} \ddot{\phi}_k(\alpha) \ddot{\phi}_{k'}(\alpha) d\alpha \right]_{k,k'=1}^L \in \mathbb{R}^{L \times L}. \quad (9)$$

Then, we can write

$$\sum_{t=p+1}^n \left[\hat{u}_t(\alpha_\ell) - \sum_{j=1}^p a_j(\alpha_\ell) \hat{u}_{t-j}(\alpha_\ell) \right]^2 = \|\mathbf{u}_\ell - \mathbf{U}_\ell \mathbf{a}(\alpha_\ell)\|^2 = \|\mathbf{u}_\ell - \mathbf{X}_\ell \boldsymbol{\theta}\|^2, \quad (10)$$

$$\sum_{j=1}^p \int_{\underline{\alpha}}^{\bar{\alpha}} [\ddot{a}_j(\alpha)]^2 d\alpha = \sum_{j=1}^p \boldsymbol{\theta}_j^T \mathbf{Q} \boldsymbol{\theta}_j = \boldsymbol{\theta}^T (\mathbf{I}_p \otimes \mathbf{Q}) \boldsymbol{\theta}. \quad (11)$$

Substituting (10) and (11) in (8) leads to a reformulated SAR problem:

$$\hat{\boldsymbol{\theta}} := \operatorname{argmin}_{\boldsymbol{\theta} \in \mathbb{R}^{Kp}} \left\{ \sum_{\ell=1}^L \|\mathbf{u}_\ell - \mathbf{X}_\ell \boldsymbol{\theta}\|^2 + (n-p)\lambda \boldsymbol{\theta}^T (\mathbf{I}_p \otimes \mathbf{Q}) \boldsymbol{\theta} \right\}. \quad (12)$$

Because the normal equations of (12) take the form

$$\left(\sum_{\ell=1}^L \mathbf{X}_\ell^T \mathbf{X}_\ell + (n-p)\lambda (\mathbf{I}_p \otimes \mathbf{Q}) \right) \boldsymbol{\theta} = \sum_{\ell=1}^L \mathbf{X}_\ell^T \mathbf{u}_\ell,$$

the solution $\hat{\boldsymbol{\theta}} := [\hat{\boldsymbol{\theta}}_1, \dots, \hat{\boldsymbol{\theta}}_p]^T$ in (12) can be expressed as

$$\hat{\boldsymbol{\theta}} = \left(\sum_{\ell=1}^L \mathbf{X}_\ell^T \mathbf{X}_\ell + (n-p)\lambda (\mathbf{I}_p \otimes \mathbf{Q}) \right)^{-1} \left(\sum_{\ell=1}^L \mathbf{X}_\ell^T \mathbf{u}_\ell \right). \quad (13)$$

Therefore, the solution to (8) is given by

$$\hat{\mathbf{a}}(\cdot) := [\hat{a}_1(\cdot), \dots, \hat{a}_p(\cdot)]^T = \Phi^T(\cdot) \hat{\boldsymbol{\theta}}, \quad (14)$$

where $\hat{a}_j(\cdot) := \boldsymbol{\phi}^T(\cdot) \hat{\boldsymbol{\theta}}_j$ ($j = 1, \dots, p$).

To address the issue of selecting the smoothing parameter λ in (8), it is beneficial to observe that the hat matrix (or smoothing matrix) associated with the solution in (13) is given by

$$\mathbf{H}_\lambda := \mathbf{X}_0 \left(\sum_{\ell=1}^L \mathbf{X}_\ell^T \mathbf{X}_\ell + (n-p)\lambda(\mathbf{I}_p \otimes \mathbf{Q}) \right)^{-1} \mathbf{X}_0^T,$$

where $\mathbf{X}_0 := [\mathbf{X}_1^T, \dots, \mathbf{X}_L^T]^T$. Therefore,

$$\text{tr}(\mathbf{H}_\lambda) = \sum_{\ell'=1}^L \text{tr} \left(\mathbf{X}_{\ell'} \left(\sum_{\ell=1}^L \mathbf{X}_\ell^T \mathbf{X}_\ell + (n-p)\lambda(\mathbf{I}_p \otimes \mathbf{Q}) \right)^{-1} \mathbf{X}_{\ell'}^T \right). \quad (15)$$

The GCV criterion for selecting λ can be expressed as

$$\text{GCV}(\lambda) = \frac{(L(n-p))^{-1} \sum_{\ell=1}^L \|\mathbf{u}_\ell - \mathbf{U}_\ell \hat{\mathbf{a}}_\lambda(\boldsymbol{\alpha}_\ell)\|^2}{\{1 - (L(n-p))^{-1} \text{tr}(\mathbf{H}_\lambda)\}^2}. \quad (16)$$

Here, we insert the subscript λ in $\hat{\mathbf{a}}(\cdot)$ given by (14) to emphasize its dependence on λ . The optimal value of λ minimizes the GCV in (16) and can be found numerically by a line search procedure such as the R function `optim` (R Core Team 2024).

It is worth noting that an attempt of using the GCV in (16) to select the order p together with λ turns out to be unfruitful due to the interplay between these parameters in $\text{tr}(\mathbf{H}_\lambda)$. This quantity serves as the effective degree of freedom in the SAR problem, similarly to its counterpart in the general problem of function estimation (Hastie and Tibshirani 1990, p. 52). It is observed that the response of $\text{tr}(\mathbf{H}_\lambda)$ to an increase in p (less smoothing with respect to $\boldsymbol{\omega}$) can be mitigated by an increase in λ (more smoothing with respect to $\boldsymbol{\alpha}$). For this reason, we choose to select p in advance as discussed in the previous section using the AIC criterion.

4 Characterization of the SAR Estimator

In this section, we examine the limiting value of the SAR estimator defined by (5), (7), and (8) as the sample size grows without bound and the smoothing parameters approach zero.

Toward that end, define

$$\mathbf{\Gamma}_p(\alpha) := [R(|j-j'|, \alpha)]_{j,j'=1}^p, \quad \boldsymbol{\gamma}_p(\alpha) := [R(1, \alpha), \dots, R(p, \alpha)]^T. \quad (17)$$

If $\mathbf{\Gamma}_p(\alpha)$ is positive-definite for all $\alpha \in (0, 1)$, then the Yule-Walker equations $\mathbf{\Gamma}_p(\alpha) \mathbf{a} = \boldsymbol{\gamma}_p(\alpha)$ have a unique solution

$$\mathbf{a}_p(\alpha) := [a_{p1}(\alpha), \dots, a_{pp}(\alpha)]^T := \mathbf{\Gamma}_p^{-1}(\alpha) \boldsymbol{\gamma}_p(\alpha), \quad (18)$$

and the corresponding residual variance can be expressed as

$$\sigma_p^2(\alpha) := R(0, \alpha) - \mathbf{a}_p^T(\alpha) \mathbf{\Gamma}_p(\alpha) \mathbf{a}_p(\alpha). \quad (19)$$

These parameters define an AR spectrum

$$S_p(\omega, \alpha) := \frac{\sigma_p^2(\alpha)}{\left| 1 - \sum_{j=1}^p a_{pj}(\alpha) \exp(-ij\omega) \right|^2}. \quad (20)$$

For each fixed $\alpha \in (0, 1)$, $S_p(\cdot, \alpha)$ maximizes the spectral entropy among all spectral densities for which the first $p+1$ autocovariances coincide with $\{R(\tau, \alpha) : \tau = 0, 1, \dots, p\}$ (Brockwell and Davis 1991, p. 191). For this reason, we refer to $S_p(\cdot, \alpha)$ in (20) as the maximum entropy spectrum of $\{u_t(\alpha)\}$. The spectral entropy is a measure of difficulty in linear prediction of the underlying process (Brockwell and Davis 1991, p. 191). As a bivariate function, $S_p(\omega, \alpha)$ can be viewed as an approximation to the quantile-crossing spectrum $S(\omega, \alpha)$ in (2) under the maximum entropy framework. Let

$$R_p(\tau, \alpha) := (2\pi)^{-1} \int_{-\pi}^{\pi} S_p(\omega, \alpha) \exp(i\tau\omega) d\omega$$

be the ACF associated with $S_p(\omega, \alpha)$. Because $R_p(\tau, \alpha) = R(\tau, \alpha)$ for $|\tau| \leq p$, we have

$$\sup_{\omega \in (-\pi, \pi]} |S_p(\omega, \alpha) - S(\omega, \alpha)| \leq \sum_{|\tau| > p} |R_p(\tau, \alpha)| + \sum_{|\tau| > p} |R(\tau, \alpha)|.$$

Therefore, the approximation error tends to zero uniformly as $p \rightarrow \infty$ if $|R_p(\tau, \alpha)|$ and $|R(\tau, \alpha)|$ are uniformly summable over τ .

We assume that the quantile-crossing series $\{\hat{u}_t(\alpha) : t = 1, \dots, n\}$ is ergodic in second moments. In other words, for any $\tau = 0, 1, \dots, n-1$ and $\alpha \in (0, 1)$, let

$$\hat{R}(\tau, \alpha) := (n - \tau)^{-1} \sum_{t=\tau+1}^n \hat{u}_t(\alpha) \hat{u}_{t-\tau}(\alpha)$$

be the sample lag- τ autocovariance of $\{\hat{u}_t(\alpha) : t = 1, \dots, n\}$. Then, the ergodicity assumption can be stated as follows:

$$(A0) \quad \hat{R}(\tau, \alpha) \xrightarrow{P} R(\tau, \alpha) \text{ for any fixed } \tau \in \{0, 1, \dots\} \text{ and } \alpha \in [\underline{\alpha}, \bar{\alpha}] \text{ as } n \rightarrow \infty.$$

Furthermore, let us assume the functional parameters in (20) are members of \mathcal{F} . Under these conditions, $S_p(\omega, \alpha)$ becomes the limiting value of $\hat{S}(\omega, \alpha)$ as $n \rightarrow \infty$, $\lambda \rightarrow 0$, and $\lambda_\sigma \rightarrow 0$. The complete assertion is stated in the following theorem.

Theorem 1. *Let $\hat{S}(\omega, \alpha)$ be defined by (5), (7), and (8). Assume that $\mathbf{\Gamma}_p(\alpha)$ is positive-definite for all $\alpha \in [\underline{\alpha}, \bar{\alpha}]$ and there exist $\boldsymbol{\theta}_p \in \mathbb{R}^{Lp}$ and $\boldsymbol{\xi}_p \in \mathbb{R}^L$ such that $\mathbf{a}_p(\alpha) = \boldsymbol{\Phi}^T(\alpha) \boldsymbol{\theta}_p$ and $\boldsymbol{\sigma}_p^2(\alpha) = \boldsymbol{\phi}^T(\alpha) \boldsymbol{\xi}_p$ for all $\alpha \in [\underline{\alpha}, \bar{\alpha}]$. If, in addition, (A0) is true, then $\hat{S}(\omega, \alpha) \xrightarrow{P} S_p(\omega, \alpha)$ uniformly in $(\omega, \alpha) \in (-\pi, \pi] \times [\underline{\alpha}, \bar{\alpha}]$ as $n \rightarrow \infty$, $\lambda \rightarrow 0$, and $\lambda_\sigma \rightarrow 0$, where $S_p(\omega, \alpha)$ is given by (20).*

Proof. First, observe that

$$\mathbf{X}_\ell^T \mathbf{u}_\ell = \boldsymbol{\Phi}(\alpha_\ell) \mathbf{U}_\ell^T \mathbf{u}_\ell, \quad \mathbf{X}_\ell^T \mathbf{X}_\ell = \boldsymbol{\Phi}(\alpha_\ell) \mathbf{U}_\ell^T \mathbf{U}_\ell \boldsymbol{\Phi}^T(\alpha_\ell).$$

As $n \rightarrow \infty$, the assumption (A0) implies

$$(n-p)^{-1} \mathbf{U}_\ell^T \mathbf{u}_\ell \xrightarrow{P} \boldsymbol{\gamma}_p(\alpha_\ell), \quad (n-p)^{-1} \mathbf{U}_\ell^T \mathbf{U}_\ell \xrightarrow{P} \mathbf{\Gamma}_p(\alpha_\ell), \quad (21)$$

where $\boldsymbol{\gamma}_p(\alpha_\ell)$ and $\mathbf{\Gamma}_p(\alpha_\ell)$ are defined by (17). Therefore,

$$\begin{aligned} (n-p)^{-1} \mathbf{X}_\ell^T \mathbf{u}_\ell &\xrightarrow{P} \boldsymbol{\Phi}(\alpha_\ell) \boldsymbol{\gamma}_p(\alpha_\ell), \\ (n-p)^{-1} \mathbf{X}_\ell^T \mathbf{X}_\ell &\xrightarrow{P} \boldsymbol{\Phi}(\alpha_\ell) \mathbf{\Gamma}_p(\alpha_\ell) \boldsymbol{\Phi}^T(\alpha_\ell). \end{aligned}$$

Combining these expressions with (13) gives

$$\hat{\boldsymbol{\theta}} \xrightarrow{P} \left(\sum_{\ell=1}^L \boldsymbol{\Phi}(\alpha_\ell) \boldsymbol{\Gamma}_p(\alpha_\ell) \boldsymbol{\Phi}^T(\alpha_\ell) \right)^{-1} \left(\sum_{\ell=1}^L \boldsymbol{\Phi}(\alpha_\ell) \boldsymbol{\gamma}_p(\alpha_\ell) \right)$$

as $n \rightarrow \infty$ and $\lambda \rightarrow 0$. Combining this result with (14) and (18) yields

$$\hat{\mathbf{a}}(\alpha) \xrightarrow{P} \boldsymbol{\Phi}^T(\alpha) \left(\sum_{\ell=1}^L \boldsymbol{\Phi}(\alpha_\ell) \boldsymbol{\Gamma}_p(\alpha_\ell) \boldsymbol{\Phi}^T(\alpha_\ell) \right)^{-1} \left(\sum_{\ell=1}^L \boldsymbol{\Phi}(\alpha_\ell) \boldsymbol{\Gamma}_p(\alpha_\ell) \mathbf{a}_p(\alpha_\ell) \right) = \mathbf{a}_p(\alpha) \quad (22)$$

uniformly in $\alpha \in [\underline{\alpha}, \bar{\alpha}]$ as $n \rightarrow \infty$ and $\lambda \rightarrow 0$. The last expression is true under the assumption that $\mathbf{a}_p(\alpha) = \boldsymbol{\Phi}^T(\alpha) \boldsymbol{\theta}_p$ for all $\alpha \in [\underline{\alpha}, \bar{\alpha}]$.

Moreover, the residual variance from fitting an AR(p) model to $\{\hat{u}_t(\alpha_\ell) : t = 1, \dots, n\}$ for fixed α_ℓ can be written as

$$\begin{aligned} \tilde{\sigma}^2(\alpha_\ell) &= (n-p)^{-1} \|\mathbf{u}_\ell - \mathbf{U}_\ell \tilde{\mathbf{a}}(\alpha_\ell)\|^2 \\ &= (n-p)^{-1} [\mathbf{u}_\ell^T \mathbf{u}_\ell - 2\mathbf{u}_\ell^T \mathbf{U}_\ell \tilde{\mathbf{a}}(\alpha_\ell) + \tilde{\mathbf{a}}^T(\alpha_\ell) \mathbf{U}_\ell^T \mathbf{U}_\ell \tilde{\mathbf{a}}(\alpha_\ell)], \end{aligned}$$

where $\tilde{\mathbf{a}}(\alpha_\ell) := [\tilde{a}_1(\alpha_\ell), \dots, \tilde{a}_p(\alpha_\ell)]^T$ is the vector of the corresponding AR coefficients. Under (A0), we have $(n-p)^{-1} \mathbf{u}_\ell^T \mathbf{u}_\ell \xrightarrow{P} R(0, \alpha_\ell)$ and $\tilde{\mathbf{a}}(\alpha_\ell) \xrightarrow{P} \mathbf{a}_p(\alpha_\ell)$ as $n \rightarrow \infty$. Combining these results with (21), (18), and (19) yields $\tilde{\sigma}^2(\alpha_\ell) \xrightarrow{P} \sigma_p^2(\alpha_\ell)$ as $n \rightarrow \infty$. On the other hand,

$$\hat{\sigma}_p^2(\alpha) = \boldsymbol{\phi}^T(\alpha) \left(\sum_{\ell=1}^L \boldsymbol{\phi}(\alpha_\ell) \boldsymbol{\phi}^T(\alpha_\ell) + \lambda_\sigma \mathbf{Q} \right)^{-1} \left(\sum_{\ell=1}^L \boldsymbol{\phi}(\alpha_\ell) \tilde{\sigma}^2(\alpha_\ell) \right).$$

Therefore, as $n \rightarrow \infty$ and $\lambda_\sigma \rightarrow 0$, we obtain

$$\hat{\sigma}_p^2(\alpha) \xrightarrow{P} \boldsymbol{\phi}^T(\alpha) \left(\sum_{\ell=1}^L \boldsymbol{\phi}(\alpha_\ell) \boldsymbol{\phi}^T(\alpha_\ell) \right)^{-1} \left(\sum_{\ell=1}^L \boldsymbol{\phi}(\alpha_\ell) \sigma_p^2(\alpha_\ell) \right) = \sigma_p^2(\alpha) \quad (23)$$

uniformly in $\alpha \in [\underline{\alpha}, \bar{\alpha}]$. The last expression is the result of the assumption that $\sigma_p^2(\alpha) = \boldsymbol{\phi}^T(\alpha) \boldsymbol{\xi}_p$ for all $\alpha \in [\underline{\alpha}, \bar{\alpha}]$. Combining (22) and (23) with (5) proves the assertion. \square

The ergodicity assumption (A0) would be relatively easy to justify by conventional arguments (e.g., Brockwell and Davis 1991, p. 220) if $\{\hat{u}_t(\alpha) : t = 1, \dots, n\}$ were replaced by $\{u_t(\alpha) : t = 1, \dots, n\}$. The difficulty is due to the presence of $\hat{q}(\alpha)$ in (3) which takes the place of $q(\alpha)$. In Appendix I, we provide a set of conditions that guarantee (A0). In particular, we show that (A0) is satisfied by stationary processes with the strong mixing property (Rosenblatt 1956).

5 Numerical Experiments

In this section, we present the results of some numerical experiments with simulated data that compare the estimation accuracy of the proposed SAR estimator against the AR, AR-S, and LW estimators discussed in Section 2.

We compute the spectral estimates for $\omega \in \{2\pi k/n : k = 1, \dots, \lfloor (n-1)/n \rfloor\}$ and $\alpha \in \{\alpha_\ell : \ell = 1, \dots, L\} = \{0.05, 0.06, \dots, 0.95\}$ ($L = 91$). Extreme quantiles are excluded because they have different statistical properties (Davis and Mikosch 2009). In the AR-S estimator, we smooth the AR parameters which are obtained independently at α_ℓ ($\ell = 1, \dots, L$) using the R function `smooth.spline` (R Core Team 2024) with the smoothing parameters selected automatically by GCV as default. We also use `smooth.spline` to compute the functional residual variance in the SAR estimator; the smoothing parameter is set to the same value determined by the GCV criterion (16) for the remaining AR parameters. In the LW estimator, we employ the Tukey-Hanning window (Priestley 1981, p. 443). We compare these estimators in three cases with the quantile-crossing spectrum having different degrees of complexity (Figures 1 and 2).

In the first case, the time series is an AR(2) process

$$y_t = 2d \cos(2\pi f_0) y_{t-1} - d^2 y_{t-2} + \varepsilon_t \quad (t = 1, \dots, n), \quad (24)$$

where $d = 0.9$, $f_0 = 0.2$, and $\{\varepsilon_t\}$ is Gaussian white noise. This process has a sharp peak around $\omega/2\pi = f_0$ in its ordinary spectrum. A similar peak appears in the quantile-crossing spectrum across quantiles, as shown in Figures 1(a) and 2(a). The spectral peak decreases in magnitude as the quantile level moves away from 0.5 towards 0 or 1 due to the decreasing variance of the quantile-crossing process (1).

In the second case, the time series is a nonlinear mixture of three zero-mean unit-variance AR processes $\{\xi_{1,t}\}$, $\{\xi_{2,t}\}$, and $\{\xi_{3,t}\}$, which satisfy $\xi_{1,t} = a_{11} \xi_{1,t-1} + \varepsilon_{1,t}$, $\xi_{2,t} = a_{21} \xi_{2,t-1} + \varepsilon_{2,t}$, and $\xi_{3,t} = a_{31} \xi_{3,t-1} + a_{32} \xi_{3,t-2} + \varepsilon_{3,t}$, where $a_{11} := 0.8$, $a_{21} := -0.7$, $a_{31} := 2d \cos(2\pi f_0)$,

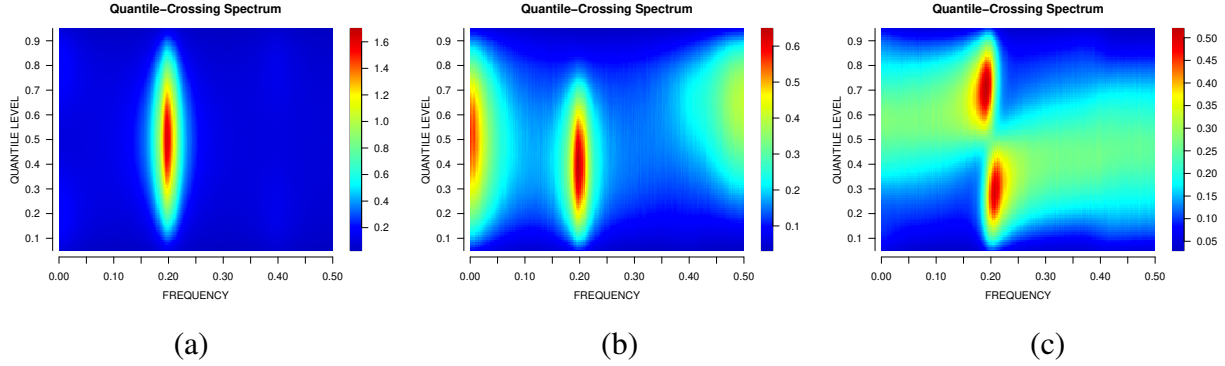


Figure 1: Quantile-crossing spectra in numerical experiments: (a) case 1 with $\{y_t\}$ given by (24), (b) case 2 with $\{y_t\}$ given by (25), (c) case 3 with $\{y_t\}$ given by (26). Horizontal axis represents the linear frequency $\omega/2\pi \in (0, 0.5)$.

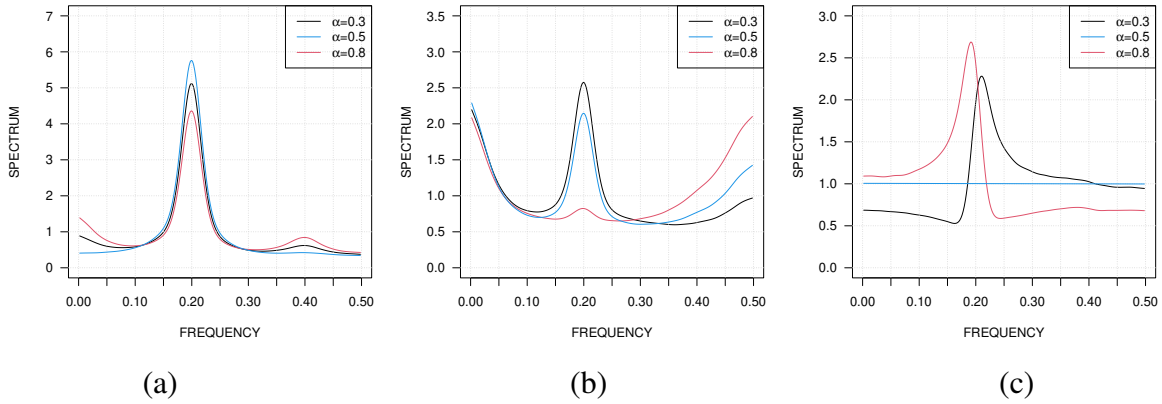


Figure 2: Quantile-crossing spectra at selected quantile levels $\alpha = 0.3, 0.5, 0.8$: (a) case 1 with $\{y_t\}$ given by (24), (b) case 2 with $\{y_t\}$ given by (25), (c) case 3 with $\{y_t\}$ given by (26). Horizontal axis represents the linear frequency $\omega/2\pi \in (0, 0.5)$.

and $a_{32} := -d^2$, with $d = 0.9$ and $f_0 = 0.2$, and where $\{\varepsilon_{1,t}\}$, $\{\varepsilon_{2,t}\}$, and $\{\varepsilon_{3,t}\}$ are mutually independent Gaussian white noise. In their ordinary spectra, the first process $\{\xi_{1,t}\}$ has a broad peak around $\omega = 0$ and $\{\xi_{2,t}\}$ has a broad peak around $\omega = \pi$. and the second process. The third process $\{\xi_{3,t}\}$ is identical to the process in the first case (24), with a sharp spectral peak around $\omega/2\pi = 0.2$. The nonlinear mixture takes the form

$$\begin{cases} \zeta_t := w_1(\xi_{1,t}) \xi_{1,t} + (1 - w_1(\xi_{1,t})) \xi_{2,t}, \\ y_t := w_2(\zeta_t) \zeta_t + (1 - w_2(\zeta_t)) \xi_{3,t}, \end{cases} \quad (25)$$

where $w_1(x) := 0.9\mathcal{I}(x < -0.8) + 0.2\mathcal{I}(x > 0.8) + \{0.9 - (7/16)(x + 0.8)\}\mathcal{I}(|x| \leq 0.8)$ and $w_2(x) := 0.5\mathcal{I}(x < -0.4) + \mathcal{I}(x > 0.4) + \{0.5 + (5/8)(x + 0.4)\}\mathcal{I}(|x| \leq 0.4)$. The mixing function $w_1(x)$ equals 0.9 for $x < -0.8$ and 0.2 for $x > 0.8$; it interpolates these values linearly for $x \in [-0.8, 0.8]$. Therefore, the intermediate process $\{\zeta_t\}$ behaves more like $\{\xi_{1,t}\}$ at lower quantiles and somewhat like $\{\xi_{2,t}\}$ at higher quantiles. Similarly, $w_2(x)$ equals 0.5 for $x < -0.4$ and 1 for $x > 0.4$, and interpolates these values linearly for $x \in [-0.4, 0.4]$. Therefore, the final series $\{y_t\}$ blends $\{\zeta_t\}$ with $\{\xi_{3,t}\}$ at lower quantiles but favors $\{\zeta_t\}$ at higher quantiles. As shown in Figures 1(b) and 2(b), the quantile-crossing spectrum of this process exhibits a narrow peak around frequency 0.2, a broader peak at frequency 0, and a broader-still peak at frequency 0.5, which represent the respective properties of $\{\xi_{3,t}\}$, $\{\xi_{1,t}\}$, and $\{\xi_{2,t}\}$. Unlike case 1, the peaks in case 2 are not necessarily centered symmetrically around $\alpha = 0.5$. In fact, the peak around frequency 0.2 is shifted downward, whereas the peak at frequency 0.5 is shifted upward. Such a behavior is the result of judiciously designed mixing functions $w_1(x)$ and $w_2(x)$.

In the third case, we consider the stochastic volatility model studied by Hagemann (2013):

$$y_t = \varepsilon_{3,t} \exp(\xi_{3,t-1}), \quad (26)$$

where $\{\xi_{3,t}\}$ is the narrow-band process in case 2 and $\{\varepsilon_{3,t}\}$ is the associated Gaussian white noise. Because $\{y_t\}$ in (26) is an uncorrelated series (i.e., its ACF equals zero for all nonzero

lags), its ordinary spectrum is flat and unable to detect the serial dependence introduced through the volatility process $\{\exp(\xi_{3,t-1})\}$. The quantile-crossing spectrum, shown in Figures 1(c) and 2(c), is able to reveal nonflat spectral patterns for a range of quantile levels. For this reason, the stochastic volatility model (26) was used in Hagemann (2013) to demonstrate how the quantile-crossing spectrum, estimated by the LW estimator in (4), can be used in a white noise test to detect nonlinear serial dependence.

To measure the goodness of fit for the spectral estimators, we employ the Kullback-Leibler spectral divergence (Li 2014, p. 179)

$$\text{KLD} := \hat{E} \left\{ \frac{1}{L \lfloor (n-1)/2 \rfloor} \sum_{\ell=1}^L \sum_{k=1}^{\lfloor (n-1)/2 \rfloor} \left(\frac{\hat{S}(\omega_k, \alpha_\ell)}{S(\omega_k, \alpha_\ell)} - \log \frac{\hat{S}(\omega_k, \alpha_\ell)}{S(\omega_k, \alpha_\ell)} - 1 \right) \right\} \quad (27)$$

and the root mean-square error

$$\text{RMSE} := \sqrt{\hat{E} \left\{ \frac{1}{L \lfloor (n-1)/2 \rfloor} \sum_{\ell=1}^L \sum_{k=1}^{\lfloor (n-1)/2 \rfloor} (\hat{S}(\omega_k, \alpha_\ell) - S(\omega_k, \alpha_\ell))^2 \right\}}, \quad (28)$$

where $\hat{E}\{\cdot\}$ stands for the ensemble average over independent Monte Carlo runs and $\omega_k := 2\pi k/n$ ($k = 1, \dots, \lfloor (n-1)/2 \rfloor$).

Table 1 contains these measures of the AR, AR-S, and SAR estimators for estimating the quantile-crossing spectrum in cases 1–3. With the order p of the AR models in these estimators determined automatically by AIC and the smoothing parameter λ in SAR by GCV, the result in Table 1 clearly favors the SAR estimator over the AR and AR-S estimator in terms of either KLD or RMSE. The AR-S estimator has slightly smaller errors than the AR estimator, thanks to the post smoothing step. However, due to the separation of smoothing from AR model fitting, the AR-S estimator is not as effective as the SAR estimator in these cases. In addition, Table 1 also demonstrates that both KLD and RMSE decrease with the increase of n from 256 to 512.

Figure 3 further demonstrates the effect of smoothing in SAR with respect to the quantile level using the estimates obtained from a time series in case 2. Without smoothing across quantiles,

Table 1: KLD and RMSE of Quantile-Crossing Spectrum Estimators

KLD						
Case	$n = 256$			$n = 512$		
	AR	AR-S	SAR	AR	AR-S	SAR
Case 1 (24)	0.0251	0.0242	0.0205	0.0142	0.0137	0.0118
Case 2 (25)	0.0318	0.0311	0.0276	0.0179	0.0174	0.0153
Case 3 (26)	0.0334	0.0328	0.0304	0.0212	0.0208	0.0189

RMSE						
Case	$n = 256$			$n = 512$		
	AR	AR-S	SAR	AR	AR-S	SAR
Case 1 (24)	0.0668	0.0663	0.0642	0.0518	0.0515	0.0495
Case 2 (25)	0.0571	0.0567	0.0547	0.0433	0.0429	0.0412
Case 3 (26)	0.0525	0.0521	0.0507	0.0425	0.0422	0.0410

Results are based on 1000 Monte Carlo runs.

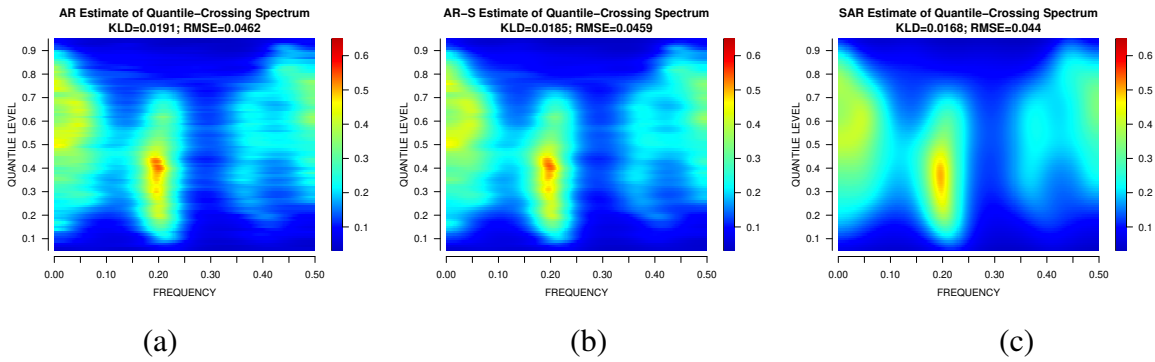


Figure 3: (a) AR estimate from a time series in case 2 ($n = 512$): $KLD = 0.0191$, $RMSE = 0.0462$. (b) AR-S estimate from the same data: $KLD = 0.0185$, $RMSE = 0.0459$. (c) SAR estimate from the same data: $KLD = 0.0168$, $RMSE = 0.0440$.

the AR estimate in Figure 3(a) appears noisy across the quantile levels. The noise is reduced in the AR-S estimate (Figure 3(c)) due to post-smoothing. The SAR estimate in Figure 3(b) appears much less noisy across quantiles and more akin to the true spectrum shown in Figure 1(b). The reduction of noise across quantiles is also reflected in the reduction of KLD and RMSE shown in the caption of Figure 3.

Finally, we compare the performance of the parametric AR estimator and the semi-parametric AR-S and SAR estimators with the nonparametric LW estimator. Generally speaking, for estimating the ordinary spectrum, the LW method is known for its flexibility in handling a variety of spectral patterns, whereas the AR method is more effective in capturing sharp spectral peaks. Similar behaviors are expected for these estimators in estimating the quantile-crossing spectrum.

Due to a lack of convenient data-driven method on par with AIC to select the bandwidth parameter M for the LW estimator, we compare the performance in the optimal setting: Specifically, the bandwidth parameter M in LW is fixed across Monte Carlo runs at the respective minimizer of the ensemble measure KLD or RMSE. Similarly, the order parameter p in AR, AR-S, and SAR is fixed across Monte Carlo runs at the respective minimizer of the ensemble measure KLD

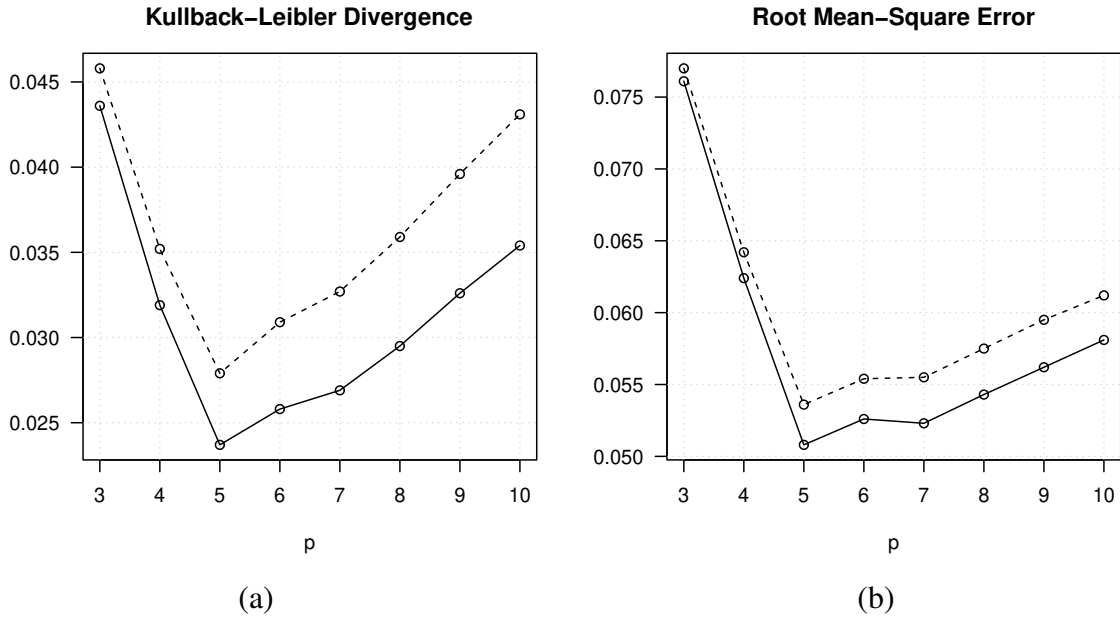


Figure 4: (a) KLD and (b) RMSE of AR and SAR estimators in case 2 ($n = 256$) as a function of p : dashed line, AR; solid line, SAR.

or RMSE, except that the smoothing parameters in AR-S and SAR are still determined in each Monte Carlo run by data-driven GCV criteria. As an example, Figure 4 shows the ensemble measures KLD and RMSE of the AR and SAR estimators as a function of p in case 2, where $p = 5$ is the minimizer of both KLD and RMSE for both AR and SAR.

Table 2 contains the resulting performance measures. The result shows that SAR always outperforms AR-S which, in turn, outperforms AR. Moreover, AR already has smaller errors than LW, which is not too surprising because the time series is a Gaussian AR process. In cases 2 and 3, LW performs better than AR. With the smoothing across quantiles, AR-S and SAR are able to improve the performance of AR and outperform LW in case 2, but the improvement is not enough to overtake LW in case 3 (the only exception is SAR for $n = 512$, measured by KLD). Unlike case 1, the asymmetric drop from the spectral peak in case 3 (Figure 2(c)) favors the nonparametric LW method over the parametric AR method.

Table 2: KLD and RMSE of Quantile-Crossing Spectrum Estimators in Optimal Setting

KLD									
Case	$n = 256$				$n = 512$				
	AR	AR-S	SAR	LW	AR	AR-S	SAR	LW	
Case 1 (24)	0.0241	0.0232	0.0195	0.0350	0.0134	0.0129	0.0110	0.0218	
Case 2 (25)	0.0279	0.0271	0.0237	0.0264	0.0165	0.0161	0.0144	0.0160	
Case 3 (26)	0.0296	0.0289	0.0260	0.0257	0.0197	0.0192	0.0169	0.0172	

RMSE									
Case	$n = 256$				$n = 512$				
	AR	AR-S	SAR	LW	AR	AR-S	SAR	LW	
Case 1 (24)	0.0654	0.0649	0.0626	0.0729	0.0500	0.0496	0.0474	0.0592	
Case 2 (25)	0.0536	0.0531	0.0508	0.0535	0.0426	0.0408	0.0407	0.0416	
Case 3 (26)	0.0496	0.0491	0.0474	0.0461	0.0409	0.0405	0.0389	0.0378	

Results are based on 1000 Monte Carlo runs. Ensemble minimizers are used for p in AR, AR-S, and SAR and for M in LW.

6 Extension to Multiple Time Series

It is not difficult to extend the SAR method to multiple time series. For a vector-valued stationary time series $\mathbf{y}_t := [y_{1,t}, \dots, y_{m,t}]^T$, the quantile-crossing spectral matrix at $\alpha \in (0, 1)$, denoted by $\mathbf{S}(\omega, \alpha)$, is nothing but the ordinary spectrum matrix of $\mathbf{u}_t(\alpha) := [u_{1,t}(\alpha), \dots, u_{m,t}(\alpha)]^T$, where $u_{k,t}(\alpha) := \alpha - \mathcal{I}(y_{k,t} \leq q_k(\alpha))$, with $q_k(\alpha)$ being the α -quantile of $y_{k,t}$ ($k = 1, \dots, m$). If $\mathbf{R}(\tau, \alpha)$ denotes the ACF of $\mathbf{u}_t(\alpha)$, then, by definition,

$$\mathbf{S}(\omega, \alpha) = \sum_{\tau=-\infty}^{\infty} \mathbf{R}(\tau, \alpha) \exp(-i\omega\tau).$$

The AR model of order p for this spectrum takes the form

$$\mathbf{S}_p(\omega, \alpha) := [\mathbf{I} - \mathbf{A}(\omega, \alpha)]^{-1} \mathbf{V}(\alpha) [\mathbf{I} - \mathbf{A}(\omega, \alpha)]^{-H},$$

where $\mathbf{A}(\omega, \alpha) := \sum_{j=1}^p \mathbf{A}_j(\alpha) \exp(-ij\omega)$, with $\mathbf{A}_1(\alpha), \dots, \mathbf{A}_p(\alpha)$, and $\mathbf{V}(\alpha)$ being the m -by- m matrix-valued AR parameters. If these parameters are obtained by solving the Yule-Walker equations formed by $\{\mathbf{R}(\tau, \alpha) : \tau = 0, 1, \dots, p\}$, the resulting AR spectrum has the maximum entropy property (Choi 1993).

Let $\hat{u}_{k,t}(\alpha) := \alpha - \mathcal{I}(y_{k,t} \leq \hat{q}_k(\alpha))$ ($t = 1, \dots, n$), where $\hat{q}_k(\alpha)$ is the sample α -quantile of $\{y_{k,t} : t = 1, \dots, n\}$. Then, the SAR problem can be stated as follows:

$$\begin{aligned} \{\hat{\mathbf{A}}_1(\cdot), \dots, \hat{\mathbf{A}}_p(\cdot)\} &:= \operatorname{argmin}_{\mathbf{A}_1(\cdot), \dots, \mathbf{A}_p(\cdot) \in \mathcal{F}_m} \left\{ (n-p)^{-1} \sum_{\ell=1}^L \sum_{t=p+1}^n \left\| \hat{\mathbf{u}}_t(\alpha_\ell) - \sum_{j=1}^p \mathbf{A}_j(\alpha_\ell) \hat{\mathbf{u}}_{t-j}(\alpha_\ell) \right\|^2 \right. \\ &\quad \left. + \lambda \sum_{j=1}^p \int_{\underline{\alpha}}^{\bar{\alpha}} \|\ddot{\mathbf{A}}_j(\alpha)\|^2 d\alpha \right\}, \end{aligned}$$

where \mathcal{F}_m denotes the space of m -by- m matrix-valued spline functions in $[\underline{\alpha}, \bar{\alpha}]$. The matrix $\hat{\mathbf{V}}(\cdot)$ is defined as the result of spline smoothing across the quantile levels applied to the residual covariance matrices of the ordinary least-squares AR fit to $\{\hat{\mathbf{u}}_t(\alpha_\ell) : t = 1, \dots, n\}$ ($\ell = 1, \dots, L$).

7 Concluding Remarks

We have proposed a new method for estimating the quantile-crossing spectrum as a bivariate function of frequency and quantile level. This method, called spline autoregression (SAR), jointly fits an AR model to the quantile-crossing series across multiple quantiles by penalized least squares; the AR coefficients are represented as spline functions of the quantile level and penalized for their roughness. The usefulness of the proposed method is demonstrated simulated examples in comparison with some parametric and nonparametric alternatives.

The variance of the quantile-crossing process $\{u_t(\alpha)\}$ equals $\alpha(1 - \alpha)$ and carry no information about the original process $\{y_t\}$. Therefore, one may consider the normalized quantile-crossing process $u_t(\alpha)/\sqrt{\alpha(1 - \alpha)}$ (and the corresponding $\hat{u}_t(\alpha)/\sqrt{\alpha(1 - \alpha)}$) instead. The resulting spectrum takes the form $\tilde{S}(\omega, \alpha) := S(\omega, \alpha)/(\alpha(1 - \alpha))$, which is more convenient for comparison across quantiles. For example, when $\{y_t\}$ is white noise, we have $S(\cdot, \alpha) = \alpha(1 - \alpha)$, which depends on α , but $\tilde{S}(\cdot, \alpha) = 1$, which is independent of α .

The all-pole nature of the AR model determines that in practice it is more effective for estimating certain types of spectral patterns (e.g., sharp peaks) and less so for other types (e.g., deep troughs). A more versatile extension of the AR model for conventional spectral analysis is the ARMA model (Percival and Walden 1993; Stoica and Moese 1997). How to leverage the ARMA model to estimate the quantile-crossing spectrum as a two-dimensional function and overcome the restrictions of the SAR method is an interesting topic for future research.

Appendix I: On Assumption (A0)

For $\mathbf{z} := (z_1, z_2) \in \mathbb{R}^2$ and $x \in \mathbb{R}$, define

$$g(\mathbf{z}, x) := \psi_\alpha(z_1 - x)\psi_\alpha(z_2 - x), \quad (29)$$

where $\psi_\alpha(x) := \alpha - \mathcal{I}(x \leq 0)$. The dependence of $g(\mathbf{z}, x)$ on α is omitted for convenience. With this notation, we can write $\hat{u}_t(\alpha) = \psi_\alpha(y_t - \hat{q}(\alpha))$ and

$$\hat{R}(\tau, \alpha) = (n - \tau)^{-1} \sum_{t=\tau+1}^n g(\mathbf{z}_t, \hat{q}(\alpha)),$$

where

$$\mathbf{z}_t := (y_t, y_{t-\tau}). \quad (30)$$

In addition, define

$$g_1(\mathbf{z}, x, \delta) := \sup_{x' \in B(x, \delta)} g(\mathbf{z}, x'), \quad g_2(\mathbf{z}, x, \delta) := \inf_{x' \in B(x, \delta)} g(\mathbf{z}, x'), \quad (31)$$

where $B(x, \delta) := \{x' \in \Theta : |x' - x| \leq \delta\}$ with Θ being a compact subset of \mathbb{R} . In this notation, the dependence on τ and α is again omitted for convenience.

Now consider the following assumptions:

(A1) $\hat{q}(\alpha) \xrightarrow{P} q(\alpha)$ for fixed α .

(A2) For fixed $x \in \mathbb{R}$, the process $g(\mathbf{z}_t, x)$ in (29) obeys the weak law of large numbers, i.e.,

$$n^{-1} \sum_{t=1}^n [g(\mathbf{z}_t, x) - \mathbb{E}\{g(\mathbf{z}_t, x)\}] \xrightarrow{P} 0$$

This holds implicitly for fixed τ and α .

(A3) Both $g_1(\mathbf{z}_t, x, \delta)$ and $g_2(\mathbf{z}_t, x, \delta)$ obey the weak law of large numbers, i.e.,

$$\begin{aligned} n^{-1} \sum_{t=1}^n [g_1(\mathbf{z}_t, x, \delta) - \mathbb{E}\{g_1(\mathbf{z}_t, x, \delta)\}] &\xrightarrow{P} 0, \\ n^{-1} \sum_{t=1}^n [g_2(\mathbf{z}_t, x, \delta) - \mathbb{E}\{g_2(\mathbf{z}_t, x, \delta)\}] &\xrightarrow{P} 0. \end{aligned}$$

This holds implicitly for fixed τ and α .

(A4) The marginal distribution function $F(y)$ and the diagonal bivariate distribution function $F(y, y; \tau)$ ($\tau = 1, 2, \dots$) have continuous derivatives $\dot{F}(y)$ and $\dot{F}(y, y; \tau)$, respectively, with $\dot{F}(q(\alpha)) > 0$ for all $\alpha \in (0, 1)$.

Theorem 2. *Assumptions (A1)–(A4) together imply (A0).*

Proof. Because $\hat{u}_t(\alpha)$ is bounded in absolute value by 1, it suffices to show that

$$n^{-1} \sum_{t=1}^n \hat{u}_t(\alpha) \hat{u}_{t-\tau}(\alpha) \xrightarrow{P} R(\tau, \alpha) \quad (32)$$

for fixed $\tau \in \{0, 1, \dots\}$ and $\alpha \in (0, 1)$. Toward that end, we follow the approach of Linton and Whang (2007) and define

$$\hat{c}(x) := n^{-1} \sum_{t=1}^n g(\mathbf{z}_t, x), \quad c(x) := E\{\hat{c}(x)\}.$$

Because $u_t(\alpha) = \psi_\alpha(y_t - q(\alpha))$, it follows that

$$\begin{aligned} n^{-1} \sum_{t=1}^n u_t(\alpha) u_{t-\tau}(\alpha) &= n^{-1} \sum_{t=1}^n g(\mathbf{z}_t, q(\alpha)) = \hat{c}(q(\alpha)), \\ n^{-1} \sum_{t=1}^n \hat{u}_t(\alpha) \hat{u}_{t-\tau}(\alpha) &= n^{-1} \sum_{t=1}^n g(\mathbf{z}_t, \hat{q}(\alpha)) = \hat{c}(\hat{q}(\alpha)). \end{aligned}$$

Moreover, $E\{g(\mathbf{z}_t, q(\alpha))\} = c(q(\alpha)) = R(\tau, \alpha)$. Therefore, under assumption (A2), we obtain

$$\hat{c}(q(\alpha)) \xrightarrow{P} R(\tau, \alpha). \quad (33)$$

The remaining objective is to show

$$\hat{c}(\hat{q}(\alpha)) - \hat{c}(q(\alpha)) = o_P(1). \quad (34)$$

If this expression holds, we would have (32) as a result of (33).

To prove (34), we observe that

$$\begin{aligned}
c(x) &= \mathbf{E}\{(\alpha - \mathcal{I}(y_t \leq x))(\alpha - \mathcal{I}(y_{t-\tau} \leq x))\} \\
&= \alpha^2 - \alpha \mathbf{E}\{\mathcal{I}(y_t \leq x)\} - \alpha \mathbf{E}\{\mathcal{I}(y_{t-\tau} \leq x)\} + \mathbf{E}\{\mathcal{I}(y_t \leq x, y_{t-\tau} \leq x)\} \\
&= \alpha^2 - 2\alpha F(x) + F_\tau(x, x).
\end{aligned}$$

Under assumption (A4), we have

$$\dot{c}(x) = -2\alpha \dot{F}(x) + \dot{F}_\tau(x, x). \quad (35)$$

Using the Taylor expansion of $c(x)$ at $\hat{q}(\alpha)$, we can write

$$c(q(\alpha)) = c(\hat{q}(\alpha)) + \dot{c}(\tilde{q}(\alpha))(q(\alpha) - \hat{q}(\alpha)),$$

where $\tilde{q}(\alpha)$ lies between $\hat{q}(\alpha)$ and $q(\alpha)$. This leads to

$$\hat{c}(\hat{q}(\alpha)) - c(q(\alpha)) = \hat{c}(\hat{q}(\alpha)) - c(\hat{q}(\alpha)) + \dot{c}(\tilde{q}(\alpha))(\hat{q}(\alpha) - q(\alpha)).$$

Therefore,

$$\begin{aligned}
\hat{c}(\hat{q}(\alpha)) - \hat{c}(q(\alpha)) &= [\hat{c}(\hat{q}(\alpha)) - c(q(\alpha))] - [\hat{c}(q(\alpha)) - c(q(\alpha))] \\
&= [\hat{c}(\hat{q}(\alpha)) - c(\hat{q}(\alpha))] + \dot{c}(\tilde{q}(\alpha))(\hat{q}(\alpha) - q(\alpha)) \\
&\quad - [\hat{c}(q(\alpha)) - c(q(\alpha))] \\
&:= T_1 + T_2 - T_3.
\end{aligned} \quad (36)$$

It suffices to show that each of the three terms in (36) takes the form $o_P(1)$.

Toward that end, we first note that under assumption (A2),

$$\hat{c}(x) - c(x) = n^{-1} \sum_{t=1}^n [g(\mathbf{z}_t, x) - \mathbf{E}\{g(\mathbf{z}_t, x)\}] = o_P(1) \quad (37)$$

for any fixed $x \in \mathbb{R}$. This result implies

$$T_3 := \hat{c}(q(\alpha)) - c(q(\alpha)) = o_P(1). \quad (38)$$

Moreover, combining (35) with assumptions (A1) and (A4) gives

$$\dot{c}(\tilde{q}(\alpha)) \xrightarrow{P} \dot{c}(q(\alpha)) = -2\alpha\dot{F}(q(\alpha)) + \dot{F}_\tau(q(a), q(a)).$$

This, together with assumption (A1), yields

$$T_2 := \dot{c}(\tilde{q}(\alpha))(\hat{q}(\alpha) - q(\alpha)) = o_P(1). \quad (39)$$

Finally, if (37) could be strengthened to uniform convergence, i.e., if

$$\sup_{x \in \Theta} |\hat{c}(x) - c(x)| \xrightarrow{P} 0 \quad (40)$$

for any compact set $\Theta \subset \mathbb{R}$. Then, for any $\delta > 0$, we would have

$$\begin{aligned} \Pr\{|\hat{c}(\hat{q}(\alpha)) - c(\hat{q}(\alpha))| > \delta\} &= \Pr\{|\hat{c}(\hat{q}(\alpha)) - c(\hat{q}(\alpha))| > \delta, |\hat{q}(\alpha) - q(\alpha)| > \delta\} \\ &\quad + \Pr\{|\hat{c}(\hat{q}(\alpha)) - c(\hat{q}(\alpha))| > \delta, |\hat{q}(\alpha) - q(\alpha)| \leq \delta\} \\ &\leq \Pr\{|\hat{q}(\alpha) - q(\alpha)| > \delta\} + \Pr\left\{\sup_{x \in \Theta} |\hat{c}(x) - c(x)| > \delta\right\}, \end{aligned}$$

where $\Theta := \{x : |x - q(\alpha)| \leq \delta\}$. Combining this with (A1) and (40) would yield

$$\lim_{n \rightarrow \infty} \Pr\{|\hat{c}(\hat{q}(\alpha)) - c(\hat{q}(\alpha))| > \delta\} = 0$$

for any $\delta > 0$, which means, by definition,

$$T_1 := \hat{c}(\hat{q}(\alpha)) - c(\hat{q}(\alpha)) = o_P(1). \quad (41)$$

The assertion (34) would follow immediately upon collecting (41), (39), and (38). Therefore, the remaining task is to establish the uniform convergence (40).

To prove the uniform convergence, we resort to a stochastic equicontinuity argument (Pötscher and Prucha 1994). First, for fixed $\mathbf{z} \in Z_1 := \{(z_1, z_2) : z_1 < z_2\}$, we can write

$$g(\mathbf{z}, x) = \begin{cases} \alpha^2 & \text{if } x \in D_1(\mathbf{z}), \\ \alpha(\alpha - 1) & \text{if } x \in D_2(\mathbf{z}), \\ (\alpha - 1)^2 & \text{if } x \in D_3(\mathbf{z}). \end{cases}$$

where $D_1(\mathbf{z}) := (-\infty, z_1)$, $D_2(\mathbf{z}) := [z_1, z_2)$, and $D_3(\mathbf{z}) := [z_2, \infty)$. This implies

$$d(\mathbf{z}, x, x') := g(\mathbf{z}, x) - g(\mathbf{z}, x') = \begin{cases} 0 & \text{if } x \in D_1(\mathbf{z}) \text{ and } x' \in D_1(\mathbf{z}), \\ \alpha & \text{if } x \in D_1(\mathbf{z}) \text{ and } x' \in D_2(\mathbf{z}), \\ 2\alpha - 1 & \text{if } x \in D_1(\mathbf{z}) \text{ and } x' \in D_3(\mathbf{z}), \\ -\alpha & \text{if } x \in D_2(\mathbf{z}) \text{ and } x' \in D_1(\mathbf{z}), \\ 0 & \text{if } x \in D_2(\mathbf{z}) \text{ and } x' \in D_2(\mathbf{z}), \\ \alpha - 1 & \text{if } x \in D_2(\mathbf{z}) \text{ and } x' \in D_3(\mathbf{z}), \\ 1 - 2\alpha & \text{if } x \in D_3(\mathbf{z}) \text{ and } x' \in D_1(\mathbf{z}), \\ 1 - \alpha & \text{if } x \in D_3(\mathbf{z}) \text{ and } x' \in D_2(\mathbf{z}), \\ 0 & \text{if } x \in D_3(\mathbf{z}) \text{ and } x' \in D_3(\mathbf{z}). \end{cases}$$

For fixed $x \in D_1(\mathbf{z})$, we can write

$$\sup_{x' \in B(x, \delta)} |d(\mathbf{z}, x, x')| = \begin{cases} 0 & \text{if } D_2(\mathbf{z}) \cap B(x, \delta) = \emptyset \text{ and } D_3(\mathbf{z}) \cap B(x, \delta) = \emptyset, \\ \alpha & \text{if } D_2(\mathbf{z}) \cap B(x, \delta) \neq \emptyset \text{ and } D_3(\mathbf{z}) \cap B(x, \delta) = \emptyset, \\ |2\alpha - 1| & \text{if } D_2(\mathbf{z}) \cap B(x, \delta) = \emptyset \text{ and } D_3(\mathbf{z}) \cap B(x, \delta) \neq \emptyset, \\ \max\{\alpha, |2\alpha - 1|\} & \text{if } D_2(\mathbf{z}) \cap B(x, \delta) \neq \emptyset \text{ and } D_3(\mathbf{z}) \cap B(x, \delta) \neq \emptyset. \end{cases}$$

The nonzero values in this expression are always smaller than 1, and they are taken if only if

$D_2(\mathbf{z}) \cup D_3(\mathbf{z}) \cap B(x, \delta) \neq \emptyset$. Therefore,

$$\sup_{x' \in B(x, \delta)} |d(\mathbf{z}, x, x')| \leq \mathcal{I}((D_2(\mathbf{z}) \cup D_3(\mathbf{z})) \cap B(x, \delta)) = \mathcal{I}(x < z_1 \leq x + \delta).$$

Similarly, for $x \in D_2(\mathbf{z})$, we have

$$\begin{aligned} \sup_{x' \in B(x, \delta)} |d(\mathbf{z}, x, x')| &\leq \mathcal{I}((D_1(\mathbf{z}) \cup D_3(\mathbf{z})) \cap B(x, \delta)) \\ &= \mathcal{I}(x - \delta < z_1 \leq x < z_2 \leq x + \delta) \\ &\leq \mathcal{I}(x < z_2 \leq x + \delta), \end{aligned}$$

and for $x \in D_3(\mathbf{z})$, we have

$$\sup_{x' \in B(x, \delta)} |d(\mathbf{z}, x, x')| \leq \mathcal{I}((D_1(\mathbf{z}) \cup D_2(\mathbf{z})) \cap B(x, \delta)) = \mathcal{I}(x - \delta < z_2 \leq x).$$

Therefore, for any given $x \in \Theta$, we can write

$$\sup_{x' \in B(x, \delta)} |d(\mathbf{z}, x, x')| \leq \mathcal{I}(x < z_1 \leq x + \delta) + \mathcal{I}(x < z_2 \leq x + \delta) + \mathcal{I}(x - \delta < z_2 \leq x).$$

This implies

$$\begin{aligned} & \mathbb{E} \left\{ \sup_{x' \in B(x, \delta)} |d(\mathbf{z}_t, x, x')| \mathcal{I}(\mathbf{z}_t \in Z_1) \right\} \\ & \leq \mathbb{E} \{ [\mathcal{I}(x < y_t \leq x + \delta) + \mathcal{I}(x < y_{t-\tau} \leq x + \delta) + \mathcal{I}(x - \delta < y_{t-\tau} \leq x)] \mathcal{I}(\mathbf{z}_t \in Z_1) \} \\ & \leq \mathbb{E} \{ \mathcal{I}(x < y_t \leq x + \delta) + \mathcal{I}(x < y_{t-\tau} \leq x + \delta) + \mathcal{I}(x - \delta < y_{t-\tau} \leq x) \} \\ & = 2(F(x + \delta) - F(x)) + (F(x) - F(x - \delta)) \\ & \leq \kappa \delta, \end{aligned}$$

where $\kappa := 3 \max\{\dot{F}(x) : x \in \mathbb{R}\}$. Due to symmetry, the same result can be obtained when \mathbf{z}_t is restricted to $Z_2 := \{(z_1, z_2) : z_2 < z_1\}$. Combining these results yields

$$\begin{aligned} \mathbb{E} \left\{ \sup_{x' \in B(x, \delta)} |d(\mathbf{z}_t, x, x')| \right\} &= \mathbb{E} \left\{ \sup_{x' \in B(x, \delta)} |d(\mathbf{z}_t, x, x')| \mathcal{I}(\mathbf{z}_t \in Z_1) \right\} \\ &\quad + \mathbb{E} \left\{ \sup_{x' \in B(x, \delta)} |d(\mathbf{z}_t, x, x')| \mathcal{I}(\mathbf{z}_t \in Z_2) \right\} \\ &\leq 2\kappa \delta. \end{aligned}$$

This, together with the stationarity of $d(\mathbf{z}_t, x, x')$, implies

$$\sup_{x \in \Theta} \left(\limsup_{n \rightarrow \infty} n^{-1} \sum_{t=1}^n \mathbb{E} \left\{ \sup_{x' \in B(x, \delta)} |d(\mathbf{z}_t, x, x')| \right\} \right) \leq 2\kappa \delta \rightarrow 0 \quad (42)$$

as $\delta \rightarrow 0$. Combining this with assumption (A3), which is the condition (4.7) in Pötscher and Prucha (1994) (see also Andrews (1987)), guarantees the uniform convergence (40) according to Pötscher and Prucha (1994, Corollary 4.4). \square

Remark 1. A typical approach to proving a uniform convergence result such as (40) is through a more stringent stochastic equicontinuity condition of the form

$$\lim_{\delta \rightarrow 0} \limsup_{n \rightarrow \infty} n^{-1} \sum_{t=1}^n \Pr \left\{ \sup_{x \in \Theta} \sup_{x' \in B(x, \delta)} |g(\mathbf{z}_t, x') - g(\mathbf{z}_t, x)| > \varepsilon \right\} = 0 \quad (43)$$

or

$$\lim_{\delta \rightarrow 0} \limsup_{n \rightarrow \infty} n^{-1} \sum_{t=1}^n E \left\{ \sup_{x \in \Theta} \sup_{x' \in B(x, \delta)} |g(\mathbf{z}_t, x') - g(\mathbf{z}_t, x)| \right\} = 0, \quad (44)$$

These conditions are more difficult to verify than (42). One often resorts to a Lipschitz condition (Newey 1991; Pötscher and Prucha 1994). Andrews (1992) provided a number of “primitive” conditions that imply (43). All these conditions require $g(\mathbf{z}, x)$ to be uniformly continuous in $x \in \Theta$. Unfortunately, this requirement is not fulfilled by $g(\mathbf{z}, x)$ in (29). In fact, given $\mathbf{z} := (z_1, z_2)$, the function $g(\mathbf{z}, x)$ is piecewise constant in $x \in \mathbb{R}$ with jumps at $x = z_1$ and $x = z_2$.

Remark 2. Under a stochastic volatility model, an assertion was made by Linton and Whang (2007, Eq. (14)) that would imply (41) when combined with (38). Unfortunately, no details were provided in their proof to justify this assertion. In our proof of (38), we verified the less-stringent stochastic equicontinuity condition (42) which leads to the uniform convergence result (40) when combined with assumption (A3).

The assumptions (A2) and (A3) are easily satisfied by stationary processes with the strong mixing (or α -mixing) property. A stationary process $\{y_t\}$ is said to be strong mixing (Rosenblatt 1956) if

$$m_s := \sup \{ |\Pr(A \cap B) - \Pr(A)\Pr(B)| : A \in \zeta(y_t : t \leq 0), B \in \zeta(y_t : t \geq s) \} \rightarrow 0$$

as $s \rightarrow \infty$, where $\zeta(y_t : t \leq 0)$ and $\zeta(y_t : t \geq s)$ denote the σ -fields generated by $\{y_t : t \leq 0\}$ and $\{y_t : t \geq s\}$, respectively. The quantity m_s ($s = 1, 2, \dots$) is known as the mixing number or coefficient at lag s . The strong mixing condition is a type of weak dependence conditions. It is

met trivially by the so-called m -dependent processes. It is also met by certain linear processes including ARMA processes (Withers 1981; Athreya and Pantula 1986; Mokkadem 1988).

Theorem 3. *Assumptions (A2) and (A3) are satisfied if $\{y_t\}$ is a stationary process with the strong mixing property and the sequence of mixing numbers $\{m_s : s = 1, 2, \dots\}$ satisfies $\sum_{s=1}^{\infty} m_s < \infty$.*

Proof. If $\{y_t\}$ is strong mixing with mixing numbers m_s ($s = 1, 2, \dots$), then $\{\mathbf{z}_t\}$, defined by (30), is also strong mixing, and its mixing number at lag s for any $s > \tau$ is less than or equal to $m_{s-\tau}$ because $\zeta(\mathbf{z}_t : t \leq 0) \subseteq \zeta(y_t : t \leq 0)$ and $\zeta(\mathbf{z}_t : t \geq s) \subseteq \zeta(y_t : t \geq s - \tau)$. For any measurable function $h(\cdot)$, $h(\mathbf{z}_t)$ is also strong mixing, and its mixing number at lag s is less than or equal to the mixing number of \mathbf{z}_t at lag s because $\zeta(h(\mathbf{z}_t) : t \leq 0) \subseteq \zeta(\mathbf{z}_t : t \leq 0)$ and $\zeta(h(\mathbf{z}_t) : t \geq s) \subseteq \zeta(\mathbf{z}_t : t \geq s)$. The latter is bounded from above by $m_{s-\tau}$ for any $s > \tau$. Furthermore, if $h(\cdot)$ is bounded, i.e., if there exists a constant $h_0 > 0$ such that $|h(\cdot)| \leq h_0$, then, an application of the mixing inequality (Billingsley 1995, p. 365) gives

$$|\text{Cov}\{h(\mathbf{z}_t), h(\mathbf{z}_{t-s})\}| \leq 4h_0^2 m_{s-\tau} \quad (s > \tau). \quad (45)$$

This implies that the ACF of $\{h(\mathbf{z}_t)\}$ is absolutely summable if $\sum_{s=1}^{\infty} m_s < \infty$. Under this condition, the weak law of large numbers for stationary processes (Li 2014, Lemma 12.5.3, p. 589) can be cited to obtain

$$n^{-1} \sum_{t=1}^n [h(\mathbf{z}_t) - \mathbb{E}\{h(\mathbf{z}_t)\}] \xrightarrow{P} 0$$

as $n \rightarrow \infty$. The assertion follows by considering the following choices of $h(\cdot)$: (a) $h(\mathbf{z}) := g(\mathbf{z}, x) := \psi_{\alpha}(z_1 - x)\psi_{\alpha}(z_2 - x)$ with $\mathbf{z} := (z_1, z_2) \in \mathbb{R}^2$ for fixed $x \in \mathbb{R}$ and $\alpha \in (0, 1)$, where $\psi_{\alpha}(x) := \alpha - \mathcal{I}(x \leq 0)$; (b) $h(\mathbf{z}) := g_1(\mathbf{z}, x, \delta) := \inf\{|g(\mathbf{z}, x')| : x' \in B(x, \delta)\}$, where $B(x, \delta) := \{x' \in \Theta : |x' - x| \leq \delta\}$; (c) $h(\mathbf{z}) := g_2(\mathbf{z}, x, \delta) := \sup\{|g(\mathbf{z}, x')| : x' \in B(x, \delta)\}$. \square

Assumption (A1) can be justified under various conditions. For example, the following result can be established for strong mixing processes.

Theorem 4. *If (a) $\{y_t\}$ is a stationary process with the strong mixing property and the sequence of mixing numbers $\{m_s : s = 1, 2, \dots\}$ satisfies $\sum_{s=1}^{\infty} m_s < \infty$ and (b) for fixed $\alpha \in (0, 1)$, there exist constants $d > 0$ and $c > 0$ such that $F(q(\alpha) + x) - F(q(\alpha)) = \dot{F}(q(\alpha))x + O(|x|^{d+1})$ uniformly in $|x| \leq c$, then, as $n \rightarrow \infty$,*

$$\sqrt{n}(\hat{q}(\alpha) - q(\alpha)) = (\dot{F}(q(\alpha)))^{-1} n^{-1/2} \sum_{t=1}^n u_t(\alpha) + o_P(1). \quad (46)$$

The leading term in (46) takes the form $O_P(1)$ and hence $\hat{q}(\alpha) - q(\alpha) = O_P(n^{-1/2}) \xrightarrow{P} 0$.

Proof. By definition, $\hat{q}(\alpha)$ is the minimizer of $\sum_{t=1}^n \rho_\alpha(y_t - q)$ as a function of $q \in \mathbb{R}$. This problem can be reparameterized by letting $q := q(\alpha) + n^{-1/2} \delta$, where $\delta \in \mathbb{R}$ is the new parameter.

If $\hat{\delta}$ is the minimizer of

$$Z_n(\delta) := \sum_{t=1}^n \{\rho_\alpha(y_t - q(\alpha) - n^{-1/2} \delta) - \rho_\alpha(y_t - q(\alpha))\},$$

then, we can write $\hat{q}(\alpha) = q(\alpha) + n^{-1/2} \hat{\delta}$, or equivalently, $\sqrt{n}(\hat{q}(\alpha) - q(\alpha)) = \hat{\delta}$. Therefore, it suffices to show that $\hat{\delta}$ has the asserted expression (46). This, by following the well-known argument in Pollard (1991), is guaranteed by the quadratic expansion

$$Z_n(\delta) = -n^{-1/2} \sum_{t=1}^n u_t(\alpha) \delta + \frac{1}{2} \dot{F}(q(\alpha)) \delta^2 + e_n(\delta), \quad (47)$$

where $e_n(\delta) \xrightarrow{P} 0$ for fixed δ . Indeed, the minimizer of the leading quadratic term in (47) is

$$\tilde{\delta} := (\dot{F}(q(\alpha)))^{-1} n^{-1/2} \sum_{t=1}^n u_t(\alpha).$$

This random variable has mean 0. The absolute summability of $R(\tau, \alpha)$ over τ implies

$$\text{Var} \left\{ n^{-1/2} \sum_{t=1}^n u_t(\alpha) \right\} = \sum_{|\tau| < n} (1 - |\tau|/n) R(\tau, \alpha) \rightarrow \sum_{\tau=-\infty}^{\infty} R(\tau, \alpha) = S(0, \alpha).$$

Therefore, we can write $\tilde{\delta} = O_P(1)$. Moreover, thanks to the convexity of $Z_n(\delta)$, it can be shown that $\hat{\delta} - \tilde{\delta} = o_P(1)$ (Pollard 1991). Hence the assertion.

To prove (47), we employ Knight's identity (Knight 1998) which gives

$$\rho_\alpha(y - v) - \rho_\alpha(y) = -v \psi_\alpha(y) + \int_0^v \phi(y, x) dx,$$

where $\phi(y, x) := \mathcal{I}(y \leq x) - \mathcal{I}(y \leq 0)$. With y replaced by $y_t - q(\alpha)$ and v by $n^{-1/2}\delta$, we obtain

$$Z_n(\delta) = -n^{-1/2} \sum_{t=1}^n u_t(\alpha) \delta + \sum_{t=1}^n \zeta_t,$$

where

$$\zeta_t := \int_0^{n^{-1/2}\delta} \phi(y_t - q(\alpha), x) dx.$$

Under assumption (b),

$$\begin{aligned} \mathbb{E}(\zeta_t) &= \int_0^{n^{-1/2}\delta} (F(q(\alpha) + x) - F(q(\alpha))) dx \\ &= \frac{1}{2} \dot{F}(q(\alpha)) n^{-1} \delta^2 + O(n^{-(d+2)/2}). \end{aligned}$$

Therefore,

$$\mathbb{E} \left\{ \sum_{t=1}^n \zeta_t \right\} = \frac{1}{2} \dot{F}(q(\alpha)) \delta^2 + o(1). \quad (48)$$

For any $\tau \in \{1, \dots, n-1\}$, we follow the proof of Theorem 5.11 in Li (2014) and write

$$\text{Var} \left\{ \sum_{t=1}^n \zeta_t \right\} = \left(\sum_{(t,s) \in \mathcal{D}_\tau} + \sum_{(t,s) \in \mathcal{D}'_\tau} \right) \text{Cov}(\zeta_t, \zeta_s),$$

where $\mathcal{D}_\tau := \{(t, s) : |t - s| \leq \tau, 1 \leq t, s \leq n\}$ and $\mathcal{D}'_\tau := \{(t, s) : |t - s| > \tau, 1 \leq t, s \leq n\}$. To bound the sum over \mathcal{D}_τ , we observe that $0 \leq \int_0^v \phi(y, x) dx \leq 2|v|$ for any y and v (Li 2014, p. 162). This implies that $0 \leq \zeta_t \leq 2n^{-1/2}|\delta|$ and $\zeta_t^2 \leq 2n^{-1/2}|\delta|\zeta_t$. Therefore,

$$\mathbb{E}(\zeta_t^2) \leq 2n^{-1/2}|\delta| \mathbb{E}(\zeta_t).$$

Combining this result with Cauchy-Schwartz inequality and the stationarity of $\{\zeta_t\}$ yields

$$|\text{Cov}(\zeta_t, \zeta_s)| \leq \text{Var}(\zeta_0) \leq \mathbb{E}(\zeta_0^2) \leq 2n^{-1/2}|\delta| \mathbb{E}(\zeta_0).$$

Because $E(\zeta_0) = O(n^{-1})$, the last expression takes the form $O(n^{-3/2})$. On the other hand, for any $s \in \{1, \dots, n\}$, we have $\{t : 1 \leq t \leq n, |t - s| \leq \tau\} \subset \{t : s - \tau \leq t \leq s + \tau\}$. Therefore, $\#\{t : 1 \leq t \leq n, |t - s| \leq \tau\} \leq 2\tau + 1$. This implies that the cardinality of \mathcal{D}_τ is bounded by $(2\tau + 1)n$. Combining these results yields

$$\sum_{(t,s) \in \mathcal{D}_\tau} \text{Cov}(\zeta_t, \zeta_s) = O(n^{-1/2}\tau) = o(1), \quad (49)$$

where the last expression is true if τ is chosen such that $\tau \rightarrow \infty$ and $n^{-1/2}\tau \rightarrow 0$ as $n \rightarrow \infty$. Furthermore, to bound the sum over \mathcal{D}'_τ , we observe that $0 \leq \zeta_t \leq 2n^{-1/2}|\delta|$. It follows from assumption (a) and the mixing inequality (Billingsley 1995, p. 365) that

$$|\text{Cov}(\zeta_t, \zeta_s)| \leq 16n^{-1}\delta^2 m_{|t-s|}.$$

Therefore, we can bound $\sum_{(t,s) \in \mathcal{D}'_\tau} \text{Cov}(\zeta_t, \zeta_s)$ by

$$\sum_{\tau < |s| \leq n} (n - |s|) 16n^{-1}\delta^2 m_{|s|} \leq 32\delta^2 \sum_{s=\tau+1}^{\infty} m_s. \quad (50)$$

Under assumption (a), we have $\sum_{s=\tau+1}^{\infty} m_s \rightarrow 0$ as $\tau \rightarrow \infty$ so that (50) can be written as $o(1)$. This, together with (49), leads to

$$\text{Var}\left\{\sum_{t=1}^n \zeta_t\right\} = o(1).$$

Combining this expression with (48) proves $\sum_{t=1}^n \zeta_t = \frac{1}{2}\dot{F}(q(\alpha))\delta^2 + o_P(1)$ and hence (47). \square

Remark 3. If, in addition, a central limit theorem holds for $\{u_t(\alpha)\}$, i.e., $n^{-1/2}\sum_{t=1}^n u_t(\alpha) \xrightarrow{D} N(0, S(0, \alpha))$, then $\sqrt{n}(\hat{q}(\alpha) - q(\alpha)) \xrightarrow{D} N(0, (\dot{F}(q(\alpha)))^{-2}S(0, \alpha))$.

Remark 4. Eq. (46) is known as a Bahadur representation for the sample quantile (Koenker 2005, p. 122). It can be generalized to quantile regression estimators and M -estimators under various conditions (e.g., Portnoy 1991; He and Shao 1996; Bantli and Hallin 1999; Oberhofer and Haupt 2005; Wu 2005; 2007).

Appendix II: R Functions

All spectral estimators discussed in this paper are implemented in the R package `qfa` (version 3.0)

which can be installed from <https://cran.r-project.org> (also available at <https://github.com/th12019>).

Relevant functions are described below. They are applicable to multivariate time series as well.

- `qcser`: This function takes a time series as input and creates its quantile-crossing series (QCSER) at a given set of quantile levels.
- `qser2qacf`: This function takes the QCSER from `qcser` as input and produces the corresponding sample autocovariance functions (ACFs).
- `qspec.lw`: This function takes the ACFs from `qer2qacf` as input and produces the lag-window (LW) estimate of the quantile-crossing spectrum evaluated at the given quantile levels and all Fourier frequencies. With the option `M = NULL`, this function produces the periodogram of the QCSER.
- `qspec.ar`: This function takes the QCSER from `qcser` as input and produces the AR estimate of the quantile-crossing spectrum evaluated at the given quantile levels and all Fourier frequencies. With the option `method = "sp"`, this function produces the AR-S estimate by post-smoothing the AR parameters using the R function `smooth.spline`. With the option `p = NULL`, the order parameter p is automatically selected by AIC.
- `qspec.sar`: This function takes the QCSER from `qcser` as input and produces the SAR estimate of the quantile-crossing spectrum evaluated at the given quantile levels and all Fourier frequencies. With the option `p = NULL`, the order parameter p is automatically selected by AIC. In this implementation, the integral in the penalty term is replaced by the sum over the quantile levels.

- `qfa.plot`: This function take a quantile-crossing spectrum or its estimate as input and displays its as an image, with horizontal axis representing the frequency and vertical axis representing the quantile level.

References

- Akaike H. (1969). Power spectral estimation through autoregressive model fitting. *Annals of the Institute of Statistical Mathematics*, 21, 407–419.
- Andrews, D. (1987). Consistency in nonlinear econometric models: A generic uniform law of large numbers. *Econometrica*, 55, 1465–1471.
- Andrews, D. (1992). Generic uniform convergence. *Econometric Theory*, 8, 241–257.
- Athreya, K., and Pantula, S. (1986). A note on strong mixing of ARMA processes. *Statistics & Probability Letters*, 4, 187–190.
- Bantli, F., and Hallin, M. (1999). L_1 -estimation in linear models with heterogeneous white noise, *Statistics & Probability Letters*, 45, 305–315.
- Berk, K. (1974). Consistent autoregressive spectral estimates. *Annals of Statistics*, 2, 489–502.
- Billingsley, P. (1994). *Probability and Measure* (Third Edition). New York: Wiley.
- Brillinger, D. (1968). Estimation of the cross-spectrum of a stationary bivariate Gaussian process from its zeros. *Journal of the Royal Statistical Society: Series B*, 30, 145–159.
- Brockwell, P., and Davis, R. (1991). *Time Series: Theory and Methods* (Second Edition). New York: Springer.
- Chen, T., Sun, Y., and Li, T.-H. (2021). A Semi-Parametric estimation method for the quantile spectrum with an application to earthquake classification using convolutional neural network. *Computational Statistics & Data Analysis*, 154, 107069.
- Choi, B. (1993). Multivariate maximum entropy spectrum. *Journal of Multivariate Analysis*, 46, 56–60.
- Davis, R., and Mikosch, T. (2009). The extremogram: A correlogram for extreme events. *Bernoulli*, 15, 977–1009.

- Dette, H., Hallin, M., Kley, T., and Volgushev, S. (2015). Of copulas, quantiles, ranks and spectra: an L_1 -approach to spectral analysis. *Bernoulli*, 21, 781–831.
- Hagemann, A. (2013). Robust spectral analysis. arXiv:1111.1965.
- Hastie, T., and Tibshirani, R. (1990). *Generalized Additive Models*, London: Chapman & Hall.
- He, X., and Shao, Q. (1996). A general Bahadur representation of M -estimators and its application to linear regression with nonstochastic designs. *Annals of Statistics*, 24, 2608–2630.
- Hong, Y. (2000). Generalized spectral tests for serial dependence. *Journal of the Royal Statistical Society Series B*, 62, 557–574.
- Hinich, M. (1967). Estimation of spectra after harding clipping of Gaussian processes. *Technometrics*, 9, 391–400.
- Jiménez-Varón, C., Sun, Y., and Li, T.-H. (2024). A semi-parametric estimation method for quantile coherence with an application to bivariate financial time series clustering. *Econometrics and Statistics*. To appear.
- Jordanger, L. and Tjøstheim, D. (2022). Nonlinear spectral analysis: a local Gaussian approach. *Journal of the American Statistical Association*, 117, 1010–1027.
- Jordanger, L. and Tjøstheim, D. (2023). Local Gaussian cross-spectrum analysis. *Econometrics*, 11, 1–27.
- Kedem, B. (1986). Spectral analysis and discrimination by zero-crossings. *Proceedings of the IEEE*, 74, 1477–1493.
- Kley, T., Volgushev, S., Dette, H., Hallin, M. (2016). Quantile spectral processes: Asymptotic analysis and inference. *Bernoulli*, 22, 2016, 1770–1807.
- Knight, K. (1998). Limiting distributions for L_1 regression estimators under general conditions. *Annals of Statistics*, 26, 755–770.
- Koenker, R. (2005). *Quantile Regression*. Cambridge, UK: Cambridge University Press.
- Li, T.-H. (2008). Laplace periodogram for time series analysis. *Journal of the American Statistical Association*, 103, 757–768.
- Li, T.-H. (2012). Quantile periodograms. *Journal of the American Statistical Association*, 107, 765–776.
- Li, T.-H. (2014). *Time Series with Mixed Spectra*, Boca Raton, FL: CRC Press.

- Li, T.-H. (2020). From zero crossings to quantile-frequency analysis of time series with an application to nondestructive evaluation. *Applied Stochastic Models for Business and Industry*, 36, 1111–1130.
- Linton, O., and Whang, Y.-J. (2007). The quantilogram: With an application to evaluating directional predictability. *Journal of Econometrics*, 141, 250–282.
- Mokkadem, A. (1988). Mixing properties of ARMA processes. *Stochastic Processes and their Applications*, 29, 309–315.
- Newey, W. (1991). Uniform convergence in probability and stochastic equicontinuity. *Econometrica*, 59, 1161–1167.
- Oberhofer, W., and Haupt, H. (2005). The asymptotic distribution of the unconditional quantile estimator under dependence. *Statistics & Probability Letters*, 74, 243–250.
- Parzen, E. (1969). Multiple time series modeling. In *Multivariate Analysis II* (P. Krishnaiah, ed.), New York: Academic Press.
- Percival, D., and Walden, A. (1993). *Spectral Analysis for Physical Applications*, Chap. 9, Cambridge, UK: Cambridge University Press.
- Pollard, D. (1991). Asymptotics for least absolute deviation regression estimators. *Econometric Theory*, 7, 186–199.
- Portnoy, S. (1991). Asymptotic behavior of regression quantiles in nonstationary, dependent cases. *Journal of Multivariate Analysis*, 38, 100–113.
- Pötscher, B., and Prucha, I. (1994) Generic uniform convergence and equicontinuity concepts for random functions. *Journal of Econometrics*, 60, 23–63.
- Priestley, M. (1981). *Spectral Analysis and Time Series*, New York: Academic Press.
- R Core Team (2024). R: A language and environment for statistical computing. R Foundation for Statistical Computing, Vienna, Austria. URL <https://www.R-project.org/>.
- Rosenblatt, M. (1956). A central limit theorem and a strong mixing condition. *Proceedings of the National Academy of Sciences of the United States of America*, 42, 43–47.
- Stoica, P., and Moses, R. (1997). *Introduction to Spectral Analysis*, Chap. 3, Upper Saddle River, NJ: Prentice Hall.

- Wahba, G. (1990) *Spline Models for Observational Data*, SIAM. CBMS-NSF Regional Conference Series in Applied Mathematics, v. 59.
- Withers, C. (1981). Conditions for linear processes to be strong-mixing. *Zeitschrift für Wahrscheinlichkeitstheorie und verwandte Gebiete*, 57, 477–480.
- Wu, W. (2005). On the Bahadur representation of sample quantiles for dependent sequences. *Annals of Statistics*, 33, 1934–1963.
- Wu, W. (2007). *M*-estimation of linear models with dependent errors. *Annals of Statistics*, 35, 495–521.