

Analysis of anomalous $H\gamma\gamma$ coupling in light-by-light collision at future muon collider

Serdar Spor^{*1} and Emre Gurkanli^{†2}

¹*Department of Medical Imaging Techniques,
Zonguldak Bülent Ecevit University, 67100, Zonguldak, Türkiye.*

²*Department of Physics, Sinop University, Türkiye.*

(Dated: December 4, 2024)

Abstract

In this study, the process $\gamma\gamma \rightarrow \gamma\gamma$ is investigated to establish constraints on anomalous Higgs boson couplings at $H\gamma\gamma$ vertex within the framework of the Standard Model Effective Field Theory (SMEFT). The study is performed for a future muon collider operating at a CoM energy of 10 TeV with an integrated luminosity of 10 ab^{-1} , where the incoming photons are modeled using the Weizsäcker-Williams approximation. Signal and background events are simulated using MadGraph, with the SMEFT Lagrangian implemented via FeynRules and UFO frameworks. Parton showering is evaluated with PYTHIA 8, and detector effects are accounted for using Delphes. Limits on the Wilson coefficients \bar{c}_γ and \tilde{c}_γ of the dim-6 operators are reported at the 95% confidence level, demonstrating the potential of a high-energy muon collider to provide precise constraints on these couplings and presenting a significant improvement over experimental and related phenomenological results.

PACS numbers: 14.70.Hp, 14.80.Ec,

Keywords: Models beyond the Standard Model, Neutral Higgs Bosons.

* serdar.spor@beun.edu.tr

† egurkanli@sinop.edu.tr

I. INTRODUCTION

The discovery of the Higgs boson by the ATLAS [1] and CMS [2] experiments at the Large Hadron Collider (LHC) represents keystone in particle physics, attesting the Higgs mechanism as the origin of the electroweak symmetry breaking (EWSB). While this discovery confirmed the completeness of the Standard Model (SM), it also bring important questions about the nature of the Higgs boson and its interactions with the existing particles. Experimental evidence aligns with SM predictions, describing the Higgs as a CP-even scalar [3–7]. However, the observed matter-antimatter asymmetry in the Universe suggests the existence of additional sources of CP violation which have not been discovered beyond those provided by the SM [8–10], such as the Cabibbo-Kobayashi-Maskawa (CKM) mechanism [11, 12].

To address these questions, theoretical frameworks such as the Standard Model Effective Field Theory (SMEFT) offer powerful tools for systematically exploring new physics through higher-dimensional operators. Within SMEFT, CP-violating Higgs interactions with gauge bosons are of particular interest. Investigating these interactions could provide crucial insights into the origins of CP violation and the underlying mechanisms responsible for the baryon asymmetry of the Universe [13]. Precision measurements of these couplings are essential for probing deviations from SM expectations, thereby paving the way for understanding physics beyond the SM [14].

Future colliders, such as the muon collider, represent an opportunity to study the Higgs boson with remarkable precision. The muon collider is equipped to investigate CP-Conserving (CPC) and CP-Violating (CPV) interactions within the SMEFT framework with a CoM energy of 10 TeV and an integrated luminosity of 10 ab^{-1} . This includes processes such as $\gamma\gamma \rightarrow \gamma\gamma$, where photons are choosen under the Weizsäcker-Williams approximation [15, 16], which is the main focus of this study. This process, conducted by electroweak interactions at the tree level, provides an ideal platform for studying the effects of dim-6 operators on Higgs-gauge boson couplings. The high precision capability of muon collider makes it an ideal tool in the search for deviations from SM predictions.

The effective exploration of such rare processes relies on sophisticated computational and experimental methodologies. Event generation utilizing tools such as MadGraph, combined with SMEFT Lagrangian implementations via FeynRules and the UFO framework, enables precise modeling of both signal and background processes. These events are refined through

parton showering with PYTHIA 8 and detector simulation with Delphes to include realistic experimental effects. By analyzing the kinematical variables of the outgoing photons, this study aims to extract robust constraints on both the CPC and CPV Wilson coefficients \bar{c}_γ and \tilde{c}_γ , thereby offering critical insights into the Higgs boson’s interactions and their potential contributions to CP violation.

The findings are expected to provide a guidance for future experiments and theories that address open questions, such as the nature of dark matter, the hierarchy of neutrino masses, and the mechanisms behind baryon asymmetry. The sections of the study are organized as follows: Section II outlines the theoretical framework for Higgs-gauge boson couplings, while Section III details the methodology for testing these couplings at a future muon collider. The results are presented in Section IV, and concluding remarks in Section V.

II. EFFECTIVE THEORY FRAMEWORK FOR HIGGS-GAUGE BOSON COUPLINGS

The SM of particle physics, structured as a quantum field theory under the $SU(3)_c \times SU(2)_L \times U(1)_Y$ gauge symmetry, describes elementary particles and their interactions. The SM Lagrangian is limited to operators with mass dimensions of four or less, maintaining Lorentz invariance and gauge symmetry. Extensions to the SM are often formulated using effective field theory, that high dimension operators represent the residual effects.

In this study, we employ the SMEFT in the strongly interacting light Higgs (SILH) framework, focusing on dimension-6 operators within the “bar” convention as outlined in the literature [17–19]. Here, the coefficients are parameterized as $\bar{c} \equiv c(M^2/\Lambda^2)$, where M is a scale such as v or m_W , and $c \sim g_{NP}^2$, with g_{NP} being a new physics coupling. The effective Lagrangian for Higgs interactions that respect SM gauge symmetry is expressed as [20]:

$$\mathcal{L}_{\text{eff}} = \mathcal{L}_{\text{SM}} + \mathcal{L}_{\text{CPC}} + \mathcal{L}_{\text{CPV}} = \mathcal{L}_{\text{SM}} + \sum_i \bar{c}_i \mathcal{O}_i + \sum_i \tilde{c}_i \mathcal{O}_i, \quad (1)$$

Here, \bar{c}_i and \tilde{c}_i are the Wilson coefficients for CPC and CPV interactions, respectively and \mathcal{O}_i is dimension-6 operator proportional to these coefficients. This work specifically considers the interactions between the Higgs boson and electroweak gauge bosons as described in Ref. [19]. The effective Lagrangian of these interactions includes terms proportional to

$\Phi^\dagger\Phi B_{\mu\nu}B^{\mu\nu}$ for \bar{c}_γ and $\Phi^\dagger\Phi B_{\mu\nu}\tilde{B}^{\mu\nu}$ for \tilde{c}_γ , where $B_{\mu\nu}$ and $\tilde{B}_{\mu\nu}$ are the field strength tensor and its dual. In the below, we first give the CPC and CPV Lagrangian parts and then the definitions of gauge field strength tensor and its dual.

$$\mathcal{L}_{\text{CPC}} = \frac{g'^2 \bar{c}_\gamma}{m_W^2} \Phi^\dagger \Phi B_{\mu\nu} B^{\mu\nu}, \quad \mathcal{L}_{\text{CPV}} = \frac{g'^2 \tilde{c}_\gamma}{m_W^2} \Phi^\dagger \Phi B_{\mu\nu} \tilde{B}^{\mu\nu} \quad (2)$$

$$B_{\mu\nu} = \partial_\mu B_\nu - \partial_\nu B_\mu, \quad \tilde{B}_{\mu\nu} = \frac{1}{2} \epsilon_{\mu\nu\rho\sigma} B^{\rho\sigma} \quad (3)$$

The SILH basis for CPC and CPV dimension-6 operators, as expressed in Eq. (2), can be reformulated in terms of mass eigenstates following electroweak symmetry breaking. In the mass basis and under the unitarity gauge, the effective Lagrangian describing the three-point interactions involving at least one Higgs boson and two photon is structured as follows [19]:

$$\mathcal{L} = -\frac{1}{4} g_{h\gamma\gamma} F_{\mu\nu} F^{\mu\nu} h - \frac{1}{4} \tilde{g}_{h\gamma\gamma} F_{\mu\nu} \tilde{F}^{\mu\nu} h \quad (4)$$

Here, h represents the Higgs boson field. The connection between the Lagrangians in the gauge basis given in Eq. (2) and in the mass basis given in Eq. (4) is expressed as follows,

$$g_{h\gamma\gamma} = a_H - \frac{8g\bar{c}_\gamma s_W^2}{m_W} \quad (5)$$

$$\tilde{g}_{h\gamma\gamma} = -\frac{8g\tilde{c}_\gamma s_W^2}{m_W}. \quad (6)$$

where $s_W = \sin\theta_W$; θ_W is the weak mixing angle. a_H represents the SM contributions at the Higgs boson to two photons vertex. Thus, the CPC and CPV dimension-6 operators in the SILH basis are described in the mass eigenstate basis after electroweak symmetry breaking and in this framework, we calculate the Wilson coefficients \bar{c}_γ and \tilde{c}_γ , which describe CPC and CPV interactions of the Higgs boson with photons.

In this study, we investigate the sensitivity of the Wilson coefficients \bar{c}_γ and \tilde{c}_γ in the anomalous $H\gamma\gamma$ vertex through the process $\gamma\gamma \rightarrow \gamma\gamma$ at a future muon collider. The analysis

focuses on evaluating the potential CPC and CPV contributions associated with these coefficients. This study employs dim-6 operators within the SMEFT framework, implemented in MadGraph5_aMC@NLO [21], with model files created using FeynRules [22] and UFO [23] frameworks. In simulation setup, we have used the Weizsäcker-Williams approximation for modeling the initial photons.

Numerous phenomenological studies have been performed to constrain the Wilson coefficients of CPC and CPV dim-6 operators in various channels at pp [17, 24–29], ee [30–37], ep [38, 39], and $\mu\mu$ [40, 41] colliders. Muon colliders, particularly those operating at multi-TeV energy scales, provide a unique platform for probing new physics due to their cleaner environment and reduced backgrounds compared to hadron colliders. In view of their higher mass, muons produce significantly less synchrotron radiation than electrons, enabling their acceleration to higher energies in circular colliders. A muon collider with a CoM energy of 10 TeV and an integrated luminosity of 10 ab^{-1} offers an exceptional opportunity to study anomalous Higgs interactions with gauge bosons, particularly the $H\gamma\gamma$ coupling.

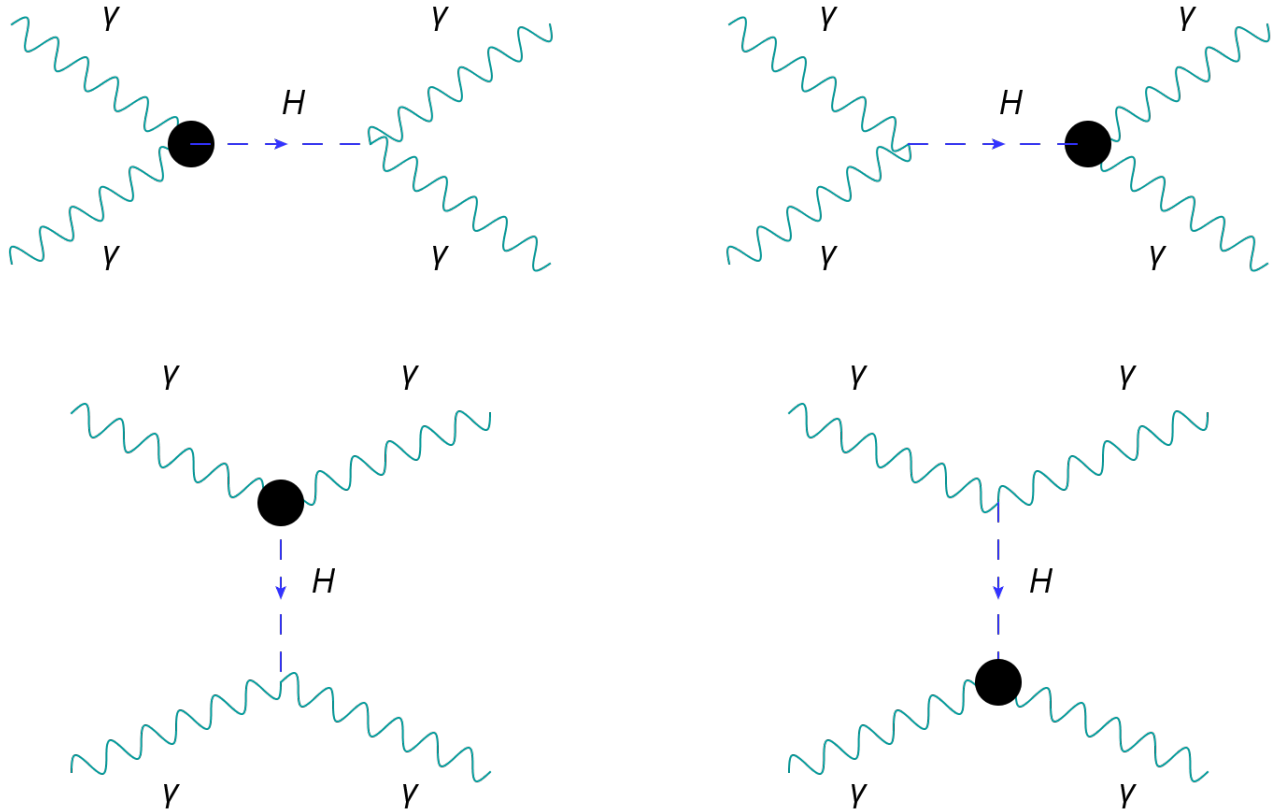


FIG. 1: Feynman diagrams of the $\gamma\gamma \rightarrow \gamma\gamma$ process containing the anomalous $H\gamma\gamma$ vertices.

The Feynman diagrams of the process $\gamma\gamma \rightarrow \gamma\gamma$ that represents the new physics contributions with black dots are given in Fig. 1. In Fig. 2, the process $\gamma\gamma \rightarrow \gamma\gamma$ is examined by varying the parameters \bar{c}_γ and \tilde{c}_γ individually, while the other coefficient are fixed to zero, to isolate its effect. When all coefficients are set to zero, the cross-section corresponds to the SM prediction for this process. This approach allows us to calculate total cross-sections for different values of \bar{c}_γ and \tilde{c}_γ , highlighting deviations from the SM. The results demonstrate the sensitivity of the muon collider to these anomalous couplings, making it an effective tool for investigating CPC and CPV interactions in the Higgs sector.

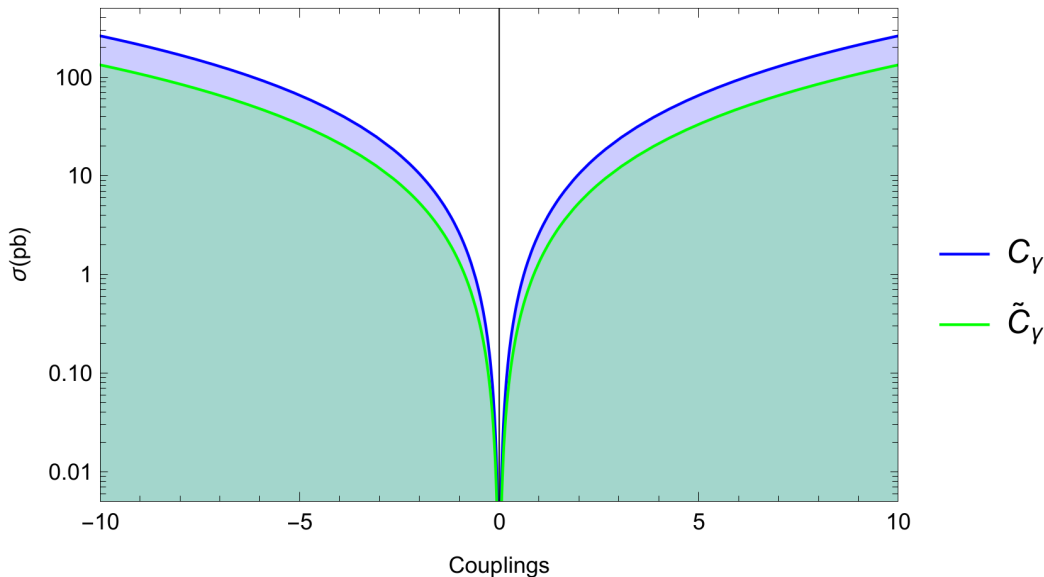


FIG. 2: The total cross-sections of the process $\gamma\gamma \rightarrow \gamma\gamma$ in terms of the coefficients c_γ and \tilde{c}_γ .

III. EVENT GENERATION AND SELECTION PROCEDURE

The $\gamma\gamma \rightarrow \gamma\gamma$ scattering process is analyzed within the framework of a high-energy muon collider to impose constraints on anomalous Higgs-gauge boson interactions, with a primary focus on the $H\gamma\gamma$ vertex. Signal events corresponding to non-zero values of the Wilson coefficients \bar{c}_γ and \tilde{c}_γ are considered, including their interference with the SM contributions. Additionally, a comprehensive set of photon-induced and direct collision backgrounds is simulated to assess their influence on the signal extraction.

The signal includes contributions from effective dim-6 operators, while the main back-

ground is the photon-induced $\gamma\gamma \rightarrow \gamma\gamma$ (SM background) process, which is the same as the signal process. Another background is considered as the nonphoton-induced process $\mu^+\mu^- \rightarrow \gamma\gamma$, which involves direct $\mu^+\mu^-$ collisions. Reducing the background from fake photons to a level well below the irreducible background resulting directly from di-photon production is one of the primary challenges of $H \rightarrow \gamma\gamma$ analysis. It is widely known that highly good rejection toward jets is necessary to accomplish this purpose. Therefore, two more background processes where jets may fake two photons are considered; the photon-induced $\gamma\gamma \rightarrow jj$ process and the nonphoton-induced $\mu^+\mu^- \rightarrow jj$ process. Eventually, a total of four backgrounds are considered to ensure the robustness of the analysis.

Monte Carlo event generation is performed with MadGraph5_aMC@NLO, producing 500k events for each signal and background configuration. Parton showering, fragmentation, and hadronization are simulated using Pythia 8 [42], while detector-level responses are modeled with Delphes [43] employing muon collider-specific configuration cards. In addition ROOT [44] is utilized for the subsequent event analysis and statistical evaluations.

To optimize the signal-to-background discrimination, a hierarchical preselection and set of kinematic cuts is applied. Initially, for preselection, events containing at least two photons ($N_\gamma \geq 2$) are selected to match the signal topology and the pseudo-rapidity (η^γ) of all photons are set to $|\eta^{\gamma_{1,2}}| < 2.5$. Using with the distributions given in Fig. 3, the transverse momentum of the two final state photons $p_T^{\gamma_1}$ and $p_T^{\gamma_2}$ are ordered, with thresholds set at $p_T^{\gamma_1} > 12$ GeV and $p_T^{\gamma_2} > 8$ GeV and are presented with the label Cut-1.

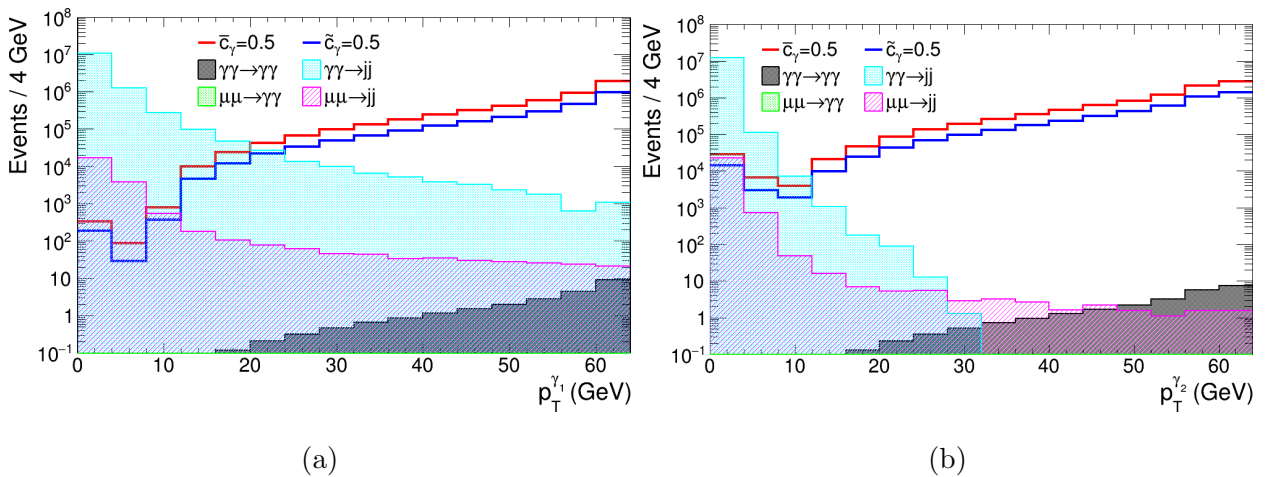


FIG. 3: The number of events as a function of (a) $p_T^{\gamma_1}$ and (b) $p_T^{\gamma_2}$ for the process $\gamma\gamma \rightarrow \gamma\gamma$ and relevant backgrounds at 10 TeV muon collider.

An additional selection criteria is applied based on the minimum distance between the two outgoing photons. Specifically, events are required to satisfy $\Delta R(\gamma_1, \gamma_2) > 3.0$, labeled Cut-2, where ΔR represents the minimum distance in the pseudo-rapidity - azimuthal angle ($\eta - \phi$) plane. This cut effectively suppresses contributions from background processes where the outgoing photons are closely aligned, particularly those originating from $\gamma\gamma \rightarrow jj$ and $\mu^+\mu^- \rightarrow jj$, where misidentified jets could mimic photon signatures.

The distribution of $\Delta R(\gamma_1, \gamma_2)$ for both the signal and relevant background processes is shown in Fig. 4. As illustrated, signal events predominantly populate the region with larger ΔR values compared to backgrounds, allowing for a clear distinction.

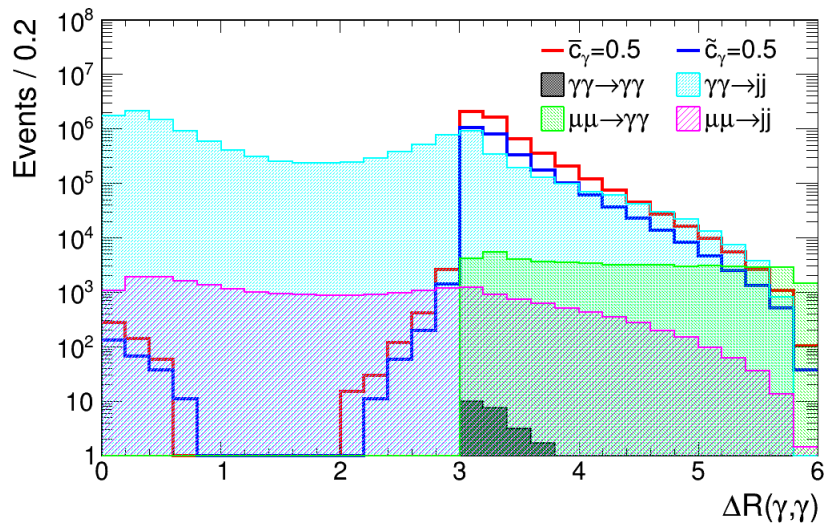


FIG. 4: $\Delta R_{\gamma\gamma}$ distribution for the process $\gamma\gamma \rightarrow \gamma\gamma$ and relevant backgrounds at 10 TeV muon collider.

Also, an invariant mass selection of $120 < M_{\gamma\gamma} < 130$ GeV is applied to isolate the signal events corresponding to the Higgs boson decay from the background and this selected cut is labeled as Cut-3. This range is centered around the Higgs boson mass ($m_H = 125$ GeV), effectively suppressing non-resonant background contributions. The $M_{\gamma\gamma}$ distributions for signal and background processes are shown in Fig. 5, highlighting the ability of this cut to enhance signal purity by focusing on the resonance region.

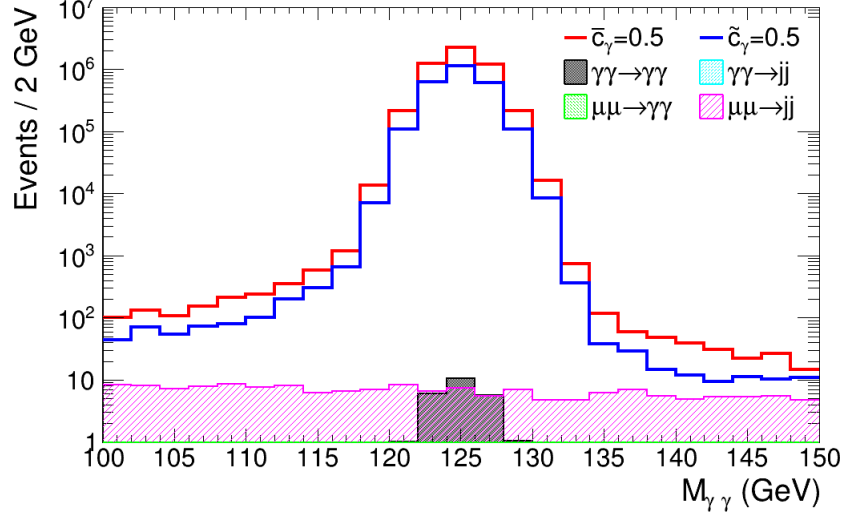


FIG. 5: Invariant mass $M_{\gamma\gamma}$ distributions of the diphoton system for the process $\gamma\gamma \rightarrow \gamma\gamma$ and relevant backgrounds at 10 TeV muon collider.

To further distinguish signal from background, a selection criterion of $\Delta\Phi(\gamma_1, \gamma_2) > 2.8$ is applied with the label Cut-6, where $\Delta\Phi$ represents the azimuthal angle difference between the two photons and the distributions for signal and background processes are presented in Fig. 6.

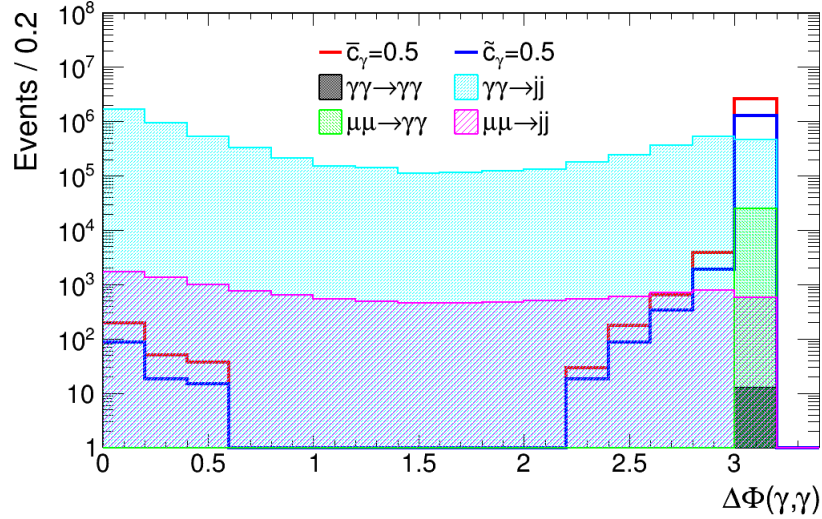


FIG. 6: The number of events as a function of $\Delta\Phi_{\gamma\gamma}$ for the process $\gamma\gamma \rightarrow \gamma\gamma$ and relevant backgrounds at 10 TeV muon collider.

These selection criteria are summarized in Table I, providing a structured approach for optimizing signal extraction.

TABLE I: Particle-level selection cuts for the analysis of $\gamma\gamma \rightarrow \gamma\gamma$ signal and relevant backgrounds at 10 TeV muon collider.

Kinematic Cuts	Descriptions
Cut-1	$p_T^{\gamma 1} > 12 \text{ GeV}, p_T^{\gamma 2} > 8 \text{ GeV}$
Cut-2	$\Delta R(\gamma, \gamma) > 3.0$
Cut-3	$120 < M_{\gamma\gamma} < 130 \text{ GeV}$
Cut-4	$\Delta\Phi(\gamma, \gamma) > 2.8$

On the other hand, Table II presents the number of events remaining after each cut for the signals ($\tilde{c}_\gamma = 0.5, \tilde{c}_\gamma = 0.5$) and the relevant backgrounds ($\gamma\gamma \rightarrow \gamma\gamma, \mu^+\mu^- \rightarrow jj, \gamma\gamma \rightarrow jj$). As seen from the signal-to-background ratios S/B_{tot} in Table II, selected cuts significantly improves the signal-background separation, effectively suppressing the background contributions.

TABLE II: Events after each kinematic cut for the coefficients of Higgs-gauge boson coupling in the signal process $\gamma\gamma \rightarrow \gamma\gamma$ and relevant background processes.

MuCol.	Presel.		Cut-1		Cut-2		Cut-3		Cut-4	
Signal	Events	S/B_{tot}	Events	S/B_{tot}	Events	S/B_{tot}	Events	S/B_{tot}	Events	S/B_{tot}
$c_\gamma = 0.5$	467960	0.14501	466095	335.548	466087	566.495	462772	200379	231350	207992
$\tilde{c}_\gamma = 0.5$	234905	0.07279	233988	168.451	233984	284.391	232266	100571	116143	104417
Background										
$B_{\gamma\gamma \rightarrow \gamma\gamma}$	2.24907		2.24022		2.24017		2.22385		1.11230	
$B_{\gamma\gamma \rightarrow jj}$	3223321		1379.81		818.857		0		0	
$B_{\mu\mu \rightarrow jj}$	3718.93		7.00575		1.65802		0.08562		0	

IV. PROJECTED SENSITIVITIES ON DIM-6 HIGGS-GAUGE BOSON COUPLINGS

The sensitivity of the anomalous Higgs-gauge boson couplings in the $\gamma\gamma \rightarrow \gamma\gamma$ process is analyzed by employing a χ^2 test to simulated data. To derive constraints at the 95%

Confidence Level (C.L.), the χ^2 distribution is used with corresponding to one degree of freedom being 3.84. The χ^2 formula is expressed as:

$$\chi^2 = \sum_i^{n_{\text{bins}}} \left(\frac{N_i^{\text{TOT}} - N_i^{\text{B}}}{N_i^{\text{B}} \Delta_i} \right)^2, \quad (7)$$

where N_i^{TOT} is the total number of events containing contributions from the effective couplings, N_i^{B} represents the number of background events in the i -th bin of the photon transverse momentum $p_T^{\gamma\gamma}$ distribution, and Δ_i accounts for the statistical uncertainty, defined as $\Delta_i = \sqrt{\frac{1}{N_i^{\text{B}}}}$.

While obtaining the sensitivities on \bar{c}_γ and \tilde{c}_γ coefficients, we have aimed on the transverse momentum of the diphoton system. The transverse momentum distributions of the diphoton system before and after selected cuts are given in Fig. 7.

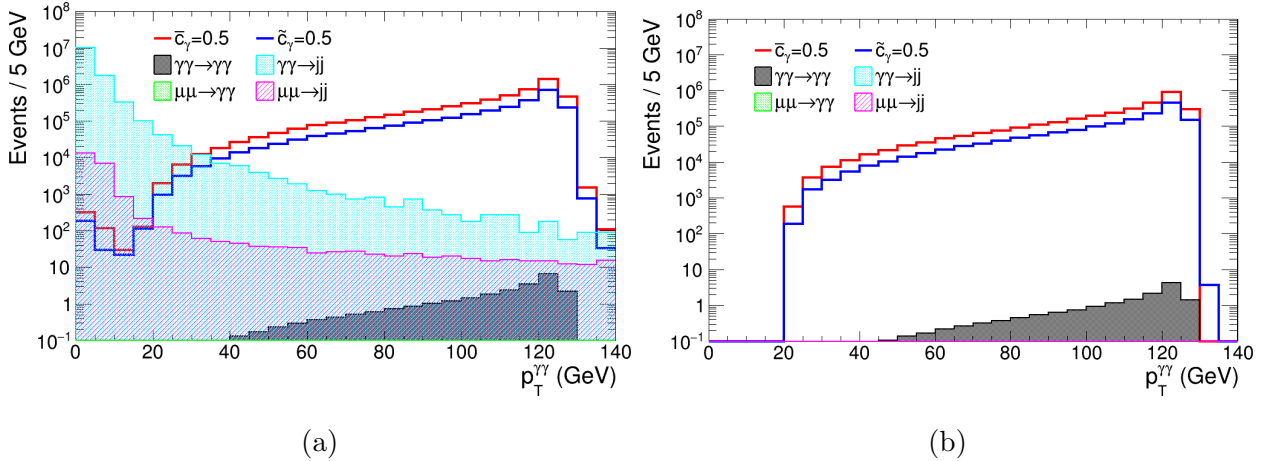


FIG. 7: Transverse momentum distribution $p_T^{\gamma\gamma}$ of the diphoton system (a) before and (b) after selected cuts for the process $\gamma\gamma \rightarrow \gamma\gamma$ and relevant backgrounds at 10 TeV muon collider.

The 95% C.L. constraints on \bar{c}_γ and \tilde{c}_γ are determined for a muon collider operating at 10 TeV CoM energy and 10 ab^{-1} integrated luminosity. The obtained sensitivities, related phenomenological and experimental results in ATLAS collaboration are presented in Table III. The results highlight the potential of the muon collider to probe these couplings showcasing its sensitivity to both CPC and CPV contributions.

TABLE III: Projected sensitivities at 95% C.L. on the \bar{c}_γ and \tilde{c}_γ coefficients.

Coefficients	Experimental Results	Phenomenological Results	Muon Collider
	(ATLAS)		Our Projection
\bar{c}_γ	$[-0.00074; 0.00057]$ [45]	$[-0.0051; 0.0038]$ [28]	
	$[-0.00011; 0.00011]$ [46]	$[-0.0089; 0.0066]$ [29]	$[-0.00024; 0.00031]$
		$[-0.0023; 0.0065]$ [40]	
\tilde{c}_γ	$[-0.0018; 0.0018]$ [45]	$[-0.0043; 0.0043]$ [28]	
	$[-0.00028; 0.00043]$ [46]	$[-0.0077; 0.0077]$ [29]	$[-0.00110; 0.00109]$
		$[-0.0039; 0.0039]$ [40]	

Fig. 8 presents a comparison between the obtained sensitivities for the future muon collider and the experimental results reported by ATLAS and some phenomenological studies, illustrated through bar charts. The results in Fig. 8 highlight the capability of future muon colliders to explore new physics scenarios with exceptional precision, surpassing current experimental limits.

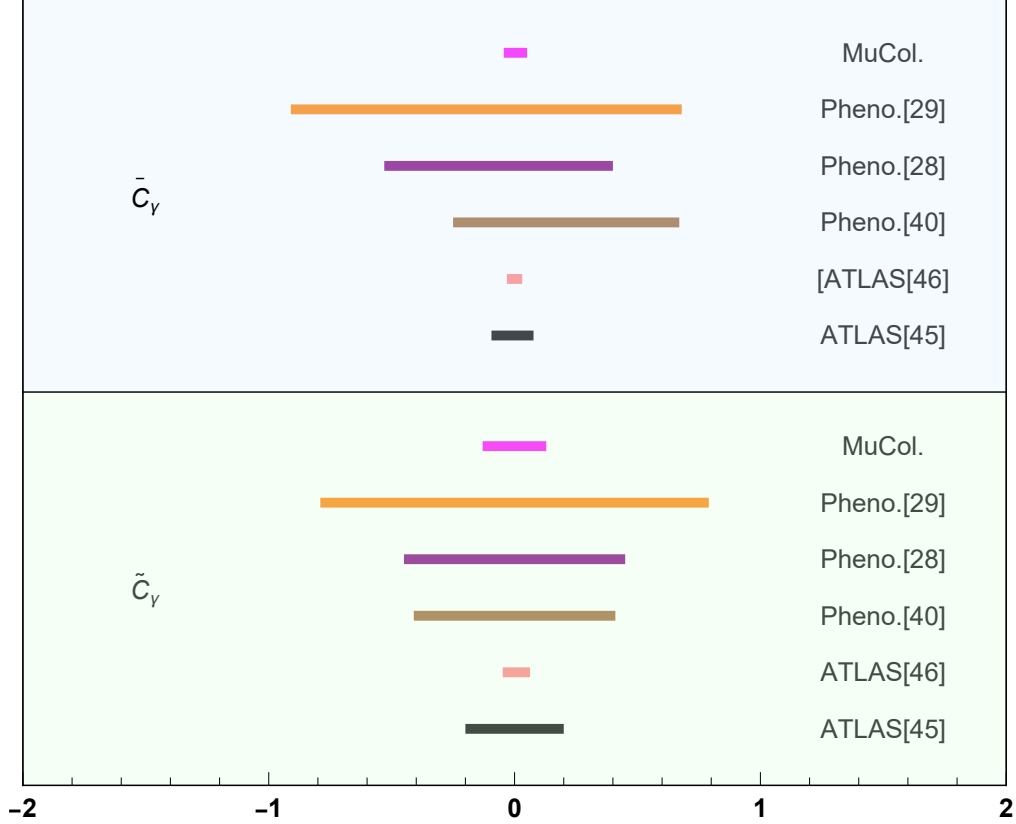


FIG. 8: Comparison of our projected sensitivities on the anomalous \bar{c}_γ and \tilde{c}_γ coefficients via the process $\gamma\gamma \rightarrow \gamma\gamma$ at future muon collider with other sensitivities. Here, the x-axis illustrates “Couplings $\times 10^{-2}$ ”.

In addition to single-parameter analyses, two-parameter scenarios are also examined where \bar{c}_γ and \tilde{c}_γ coefficients are variable and the critical values of χ^2 corresponding to two degrees of freedom are equal to 5.99 by applying the χ^2 test. Two-dimensional 95% C.L. contours are generated for the \bar{c}_γ - \tilde{c}_γ parameter space, providing a clear visualization of how CPC and CPV contributions to the $H\gamma\gamma$ vertex can be constrained together. When planning and designing a muon collider with a center-of-mass energy of 10 TeV or more, a 3 TeV stage appears to be an attractive option. These results, presented in Fig. 9, demonstrate the interaction of the two coefficients, the evolution between the two different muon collider stages and the future muon collider’s ability to set bounds on their combined effects.

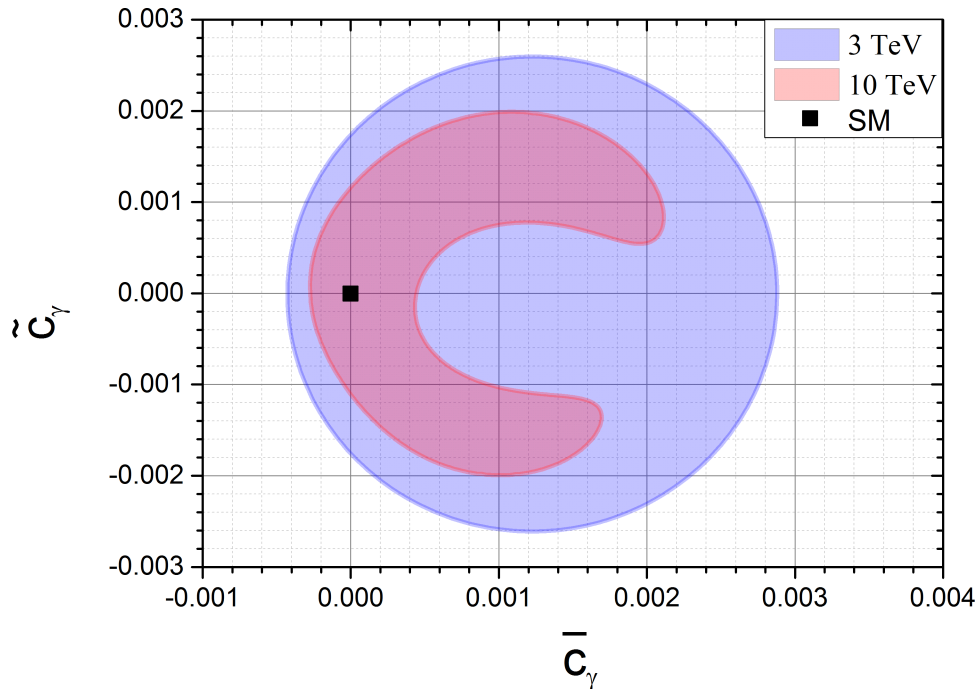


FIG. 9: Two-dimensional 95% C.L. intervals in plane for \bar{c}_γ and \tilde{c}_γ at muon colliders with $\sqrt{s} = 3$ TeV ($\mathcal{L}_{int} = 1$ ab $^{-1}$) and $\sqrt{s} = 10$ TeV ($\mathcal{L}_{int} = 10$ ab $^{-1}$). The black square represents the SM expectation.

V. CONCLUSIONS

The process $\gamma\gamma \rightarrow \gamma\gamma$ is examined to establish constraints on the Wilson coefficients \bar{c}_γ and \tilde{c}_γ at the future muon collider with a CoM energy of 10 TeV and an integrated luminosity of 10 ab $^{-1}$. The analysis utilizes the Weizsäcker-Williams approximation to model incoming photons. Signal events with non-zero couplings, including their interference with the SM and background events, are generated using MadGraph, where the SMEFT effective Lagrangian is implemented through FeynRules and the UFO framework.

Subsequently, the events are processed with PYTHIA 8 for parton showering and hadronization, followed by Delphes to account for detector response. The analysis focuses on a signature of the diphoton final state. Kinematic distributions, such as the transverse momentum, the invariant mass, the minimum distance and the azimuthal angle, are analyzed to optimize the extraction of signal events and suppress backgrounds using cut-based approach on the final-state photons.

Finally, a χ^2 -based analysis is performed to extract limits on the anomalous couplings.

Our obtained sensitivities on \bar{c}_γ and \tilde{c}_γ are $[-0.00024; 0.00031]$ and $[-0.00110; 0.00109]$, respectively. The two-parameter analysis reveals that the muon collider stage with a CoM energy of 10 TeV achieves stringent bounds for the \bar{c}_γ and \tilde{c}_γ coefficients than the stage with a CoM energy of 3 TeV. For the 10 TeV muon collider scenario, the obtained constraints on \bar{c}_γ and \tilde{c}_γ have higher precision than many experimental and phenomenological results in the literature.

VI. DATA AVAILABILITY STATEMENT

This manuscript has no associated data or the data will not be deposited. [Authors' comment: Data will be made available upon reasonable request.]

-
- [1] G. Aad *et al.* [ATLAS Collaboration], *Phys. Lett. B* **716**, 1-29 (2012).
 - [2] S. Chatrchyan *et al.* [CMS Collaboration], *Phys. Lett. B* **716**, 30-61 (2012).
 - [3] G. Aad *et al.* [ATLAS Collaboration], *Eur. Phys. J. C* **76**, 658 (2016).
 - [4] G. Aad *et al.* [ATLAS Collaboration], *Phys. Lett. B* **805**, 135426 (2020).
 - [5] G. Aad *et al.* [ATLAS Collaboration], *Phys. Rev. Lett.* **125**, 061802 (2020).
 - [6] A. M. Sirunyan *et al.* [CMS Collaboration], *Phys. Rev. Lett.* **125**, 061801 (2020).
 - [7] A. Tumasyan *et al.* [CMS Collaboration], *JHEP* **06**, 012 (2022).
 - [8] G. Steigman, *Ann. Rev. Astron. Astrophys.* **14**, 339-372 (1976).
 - [9] A. G. Cohen and D. B. Kaplan, *Phys. Lett. B* **199**, 251-258 (1987).
 - [10] G. Steigman, *JCAP* **10**, 001 (2008).
 - [11] N. Cabibbo, *Phys. Rev. Lett.* **10**, 531 (1963).
 - [12] M. Kobayashi and T. Maskawa, *Prog. Theor. Phys.* **49**, 652-657 (1973).
 - [13] A. Riotto and M. Trodden, *Ann. Rev. Nucl. Part. Sci.* **49**, 35-75 (1999).
 - [14] V. A. Kuzmin, V. A. Rubakov and M. E. Shaposhnikov, *Phys. Lett. B* **155**, 36 (1985).
 - [15] C. F. von Weizsacker, *Z. Phys.* **88**, 612-625 (1934).
 - [16] E. J. Williams, *Phys. Rev.* **45**, 729 (1934).
 - [17] C. Englert, R. Kogler, H. Schulz and M. Spannowsky, *Eur. Phys. J. C* **76**, 393 (2016).
 - [18] R. Contino, M. Ghezzi, C. Grojean, M. Muhlleitner and M. Spira, *JHEP* **07**, 035 (2013).

- [19] A. Alloul, B. Fuks and V. Sanz, *JHEP* **04**, 110 (2014).
- [20] G. F. Giudice, C. Grojean, A. Pomarol and R. Rattazzi, *JHEP* **06**, 045 (2007).
- [21] J. Alwall, R. Frederix, S. Frixione, V. Hirschi, F. Maltoni, O. Mattelaer, H. S. Shao, T. Stelzer, P. Torrielli and M. Zaro, *JHEP* **07**, 079 (2014).
- [22] A. Alloul, N. D. Christensen, C. Degrande, C. Duhr and B. Fuks, *Comput. Phys. Commun.* **185**, 2250-2300 (2014).
- [23] C. Degrande, C. Duhr, B. Fuks, D. Grellscheid, O. Mattelaer and T. Reiter, *Comput. Phys. Commun.* **183**, 1201-1214 (2012).
- [24] J. Ellis, V. Sanz and T. You, *JHEP* **03**, 157 (2015).
- [25] H. Khanpour, S. Khatibi and M. M. Najafabadi, *Phys. Lett. B* **773**, 462-469 (2017).
- [26] F. Ferreira, B. Fuks, V. Sanz and D. Sengupta, *Eur. Phys. J. C* **77**, 675 (2017).
- [27] H. Denizli and A. Senol, *Nucl. Phys. B* **962**, 115274 (2021).
- [28] H. Denizli, K. Y. Oyulmaz and A. Senol, *J. Phys. G: Nucl. Part. Phys.* **46**, 105007 (2019).
- [29] H. Denizli and A. Senol, *Acta Phys. Polon. B* **52**, 1377 (2021).
- [30] J. Ellis, V. Sanz and T. You, *JHEP* **07**, 036 (2014).
- [31] S. Kumar, P. Poullose and S. Sahoo, *Phys. Rev. D* **91**, 073016 (2015).
- [32] J. Ellis and T. You, *JHEP* **03**, 089 (2016).
- [33] H. Khanpour and M. M. Najafabadi, *Phys. Rev. D* **95**, 055026 (2017).
- [34] S. Alam, S. Behera, S. Kumar and S. Sahoo, *Int. J. Mod. Phys. A* **32**, 1750017 (2017).
- [35] J. Ellis, P. Roloff, V. Sanz and T. You, *JHEP* **05**, 096 (2017).
- [36] H. Denizli and A. Senol, *Adv. High Energy Phys.* **2018**, 1627051 (2018).
- [37] O. Karadeniz, A. Senol, K. Y. Oyulmaz and H. Denizli, *Eur. Phys. J. C* **80**, 229 (2020).
- [38] S. Kunday, H. Saygin, I. Hos and F. Cetin, *Nucl. Phys. B* **932**, 1-14 (2018).
- [39] H. Hesari, H. Khanpour and M. M. Najafabadi, *Phys. Rev. D* **97**, 095041 (2018).
- [40] S. Spor, *J. Phys. G: Nucl. Part. Phys.* **51**, 065003 (2024).
- [41] E. Gurkanli and S. Spor, “Probing CP-violating Higgs-gauge Boson Couplings at Future Muon Collider,” (2024) [arXiv:2411.04565 [hep-ph]].
- [42] C. Bierlich *et al.*, *SciPost Phys. Codebases* **8** (2022).
- [43] J. de Favereau, C. Delaere, P. Demin, A. Giammanco, V. Lemaitre, A. Mertens and M. Selvaggi [DELPHES 3 Collaboration], *JHEP* **02**, 057 (2014).
- [44] R. Brun and F. Rademakers, *Nucl. Instrum. Meth. A* **389**, 81 (1997).

- [45] G. Aad *et al.* [ATLAS Collaboration], *Phys. Lett. B* **753**, 69-85 (2016).
- [46] ATLAS Collaboration, “Measurements and interpretations of Higgs-boson fiducial cross sections in the diphoton decay channel using 139 fb^{-1} of pp collision data at $\sqrt{s} = 13 \text{ TeV}$ with the ATLAS detector,” ATLAS-CONF-2019-029 (2019).