

# **The Role of Social Interactions in Mitigating Psychological Distress During the COVID-19 Pandemic: A Study in Sri Lanka**

Isuru Thilakasiri, Tharaka Fonseka, Isuri Mapa, Roshan Godaliyadda, Vijitha Herath, Ramila Thowfeek, Anuruddhika Rathnayake, Parakrama Ekanayake and Janaka Ekanayake

## **Abstract**

Massive changes in many aspects related to social groups of different socioeconomic backgrounds were caused by the COVID-19 pandemic and as a result, the overall state of mental health was severely affected globally. This study examined how the pandemic affected Sri Lankan citizens representing a range of socioeconomic backgrounds in terms of their mental health. The data used in this research was gathered from 3020 households encompassing 12,000 people using a nationwide face-to-face survey. Four distinct factors were identified by factor analysis (FA) that was conducted and subsequently, the population was clustered using unsupervised clustering to determine which socioeconomic categories were affected similarly. Two population subgroups were thus identified, their respective relationships to the retrieved components and their demographics were thoroughly examined and interpreted. This resulted in the identification of contrasting perspectives between the two groups towards the maintenance and the state of social relationships during the pandemic, which revealed that one group were more “outgoing” in nature resulting in their mental state being comparatively better in coping with the pandemic. The other group was seen to be more “reserved” showing an opposite reaction towards social connections while their mental well-being declined showing symptoms such as loneliness, and emptiness.

## **Introduction**

The global pandemic, COVID-19 has reported a total of over 776 million cases (COVID-19 cases | WHO COVID-19 dashboard, n.d.) and over 7 million deaths worldwide (COVID-19 deaths | WHO COVID-19 dashboard, n.d.) as of April 2024. Since its first identification in December 2019, the virus outbreak affected almost all sectors of society, leaving lasting impacts on a global scale. Throughout the pandemic period, the global population faced challenges in accepting and adjusting to the changes that inevitably affected many aspects of daily life. The “new normal” as it was called, was a phase in which individuals all over the world were adapting to the novel experience in which a majority of the social interactions were limited to a virtual environment owing to the steps taken by governments to mitigate the spread of the pandemic (Kontoangelos et al., 2020). The psychological impact of COVID-19 extended to various other aspects of daily life, owing to the drastic changes that occurred with the travel constraints imposed worldwide (Pedrosa et al., 2020) and these effects on psychological well-being had lasting impressions even after the infection rates subsided (Saladino et al., 2020; de Sousa Júnior et al., 2021). While social distancing measures have been effective in controlling the spread of COVID-19, they have also diminished people’s connection with their social networks (Valeria Carpio-Arias et al., n.d.; Pancani et al., 2021; Carpio-Arias et al., 2022) (Long et al., 2022).

In this context, individuals were more likely to increase contact with family members to sustain levels of social support and connectedness which helped strengthen other social connections and improved well-being during the pandemic (Cooper et al., 2021; Nitschke et al., 2021; Widnall et al., 2022). The depression and anxiety rates have gone up among the global population during the pandemic

according to the World Health Organization (WHO) (Depression and other common mental disorders: global health estimates, n.d.). In comparison with 2017 reports, it had gone up to levels of 31.5% and 31.9% from 4.4% and 3.6% respectively for depression & anxiety during the COVID-19 pandemic (Wu et al., 2021). Distance learning became the mode of education during the COVID-19 period where this online mode affected students emotionally who were well accustomed to learning with physical guidance (Gurajena et al., n.d.; El Refae et al., 2021). Since school students and educators were confined to online learning platforms, increased levels of distress were reported (Liang et al., 2020b; Padrón et al., 2021) and university students had also shown psychological distress (Ghanayem et al., 2024) due to distance learning and its related control measures (Al-Tammemi et al., 2020). Studies showed the necessity to monitor and promote mental health in university students to boost resilience in crisis (Copeland et al., 2021; Padrón et al., 2021). Even though the youth in general was less vulnerable to the COVID-19 disease, they were more at risk considering the negative psychological effects of the COVID-19 pandemic (Liang et al., 2020a; Orgilés et al., 2020; Power et al., 2020). The COVID-19 pandemic has had the most negative psychological effects on people who considered themselves to be most vulnerable due to the change in circumstances (Rodríguez-Rey et al., 2020).

Studies aimed at investigating the relationship between the socioeconomic status and mental health outcomes of the pandemic (Agberotimi et al., 2020; Ferrucci et al., 2020) and the general psychological impact (Pedrosa et al., 2020) have been carried out in context specific manners in order to further establish the ramifications COVID-19 has had on this impact area. The rapid spread of the virus on a global scale, the mass amounts of attention given to the pandemic and related information from all forms of media and the drastic measures taken by countries worldwide regarding containment strategies have made the impact of COVID-19 worth analyzing and these factors have largely contributed in affecting the psychological wellbeing of individuals in the global context (Gray et al., 2020; Rodríguez-Rey et al., 2020).

Another major aspect of life that affected human psychology during the pandemic period was the impact on the income and economic level of people (Kikuchi et al., 2021). Regardless of the sector of employment, employees, employers, as well as entrepreneurs, faced challenges such as the risk of unemployment, bankruptcy, and losing customer bases in addition to switching over to completely new platforms and workloads (Ingusci et al., 2021; Phungsoonthorn and Charoensukmongkol, 2022). Individuals who relied on travelling for work often and associates of the tourism industry were severely affected by the travel bans and restrictions causing additional emotional distress (Chen, 2021; Kang et al., 2021). The feelings of job insecurity, and being unable to provide for families on top of the changes that occurred in the economy worldwide, contributed to the psychological impact of the pandemic on individuals, especially in low-income countries such as Sri Lanka (Alonzo et al., 2021; Kola et al., 2021; Thilakasiri et al., 2023).

The switch to virtual connectedness resulted in drastic changes being made to the professional careers of individuals as well (Kniffin et al., 2021). In addition to the heightened feelings of such as anxiety related to their job insecurity, people needed to adapt to the novel methods recommended in delivering their services (Kontoangelos et al., 2020). The limitations in technical literacy added to the stress associated with work specifically in older generations that needed to completely depend on the usage of virtual platforms and online resources in their respective fields of employment (Chen, 2021). Even during partial lockdown periods where social distancing was practised, the fear of infection the virus caused uneasiness and anxiety in individuals who had to leave households (Lin et al., 2021). Essential workers and healthcare professionals were a group that was severely affected psychologically, owing

to their constant exposure to the pandemic and high-risk associated work (Giusti et al., 2020; Momenimovahed et al., 2021; Sun et al., 2021).

During the COVID-19 pandemic, restrictions and quarantines led to a massive increase in the use of forms of entertainment and social media globally (Zhao and Zhou, 2021; Aggarwal et al., 2022). Social media emerged as a powerful tool during this time, introducing many people to its use for the first time (González-Padilla and Tortolero-Blanco, 2020). Those previously unfamiliar with social media began to adopt it, while those with some prior exposure, especially the youth, significantly increased their usage (González-Padilla and Tortolero-Blanco, 2020). With the shift to distance learning, young people had constant access to devices for their classes and lectures, providing an easy gateway to social media (Drouin et al., 2020). People turned to social media as a coping mechanism (Kotozaki et al., n.d.; Social Media as a Coping Mechanism during COVID-19 and Anxiety re-entering Social Situations, n.d.; Orsolini et al., 2022), however, its use had both positive and negative consequences (Positive and negative impact of social media in the COVID-19 era, 2020; Lelisho et al., 2023). Some studies suggested that social media use helped mitigate the feeling of loneliness during the pandemic (Marciano et al., 2022) where social media also served as a medium that spread false news, panic and uncertainty (Abbas et al., 2021). Social connectedness and social media were a topic of discussion (Pandya and Lodha, 2021) and as mentioned above, even if social media use was associated with factors that negatively impacted psychological well-being, studies have shown that negative impacts could be lessened if proper measures are taken (Ostic et al., 2021).

Considering the effect of the pandemic on South Asian countries other than Sri Lanka, a study showed that two-fifths of the Indian population were experiencing anxiety and depression due to lockdown (Grover et al., 2020) while many people welcomed this pandemic with a belief that this would make doctors and researchers well-prepared for future pandemics and shape politicians into more responsible (Bhattacharya et al., 2021). The associated uncertainty has been increasingly testing the psychological resilience of not only the general public but also healthcare professionals (Raj et al., 2020; Sandesh et al., 2020). Similar to the global scenario, in South Asia, social connectedness and family relationships played a vital role in helping the general public cope with the challenges of the pandemic (Pandey et al., 2021; Rehman et al., 2021). In the South Asian region, the overall psychological impact was adverse and the prevalence of depression, anxiety, sleep disorders, and alcohol use disorders increased (Banerjee et al., 2020; Mia and Griffiths, 2022). About one-third of the students who participated in a study in the South Asian region experienced anxiety during the pandemic (Chinna et al., 2021). Students had adopted coping strategies such as religious practices to tackle the psychological issues (Salman et al., 2022; Mishra et al., 2023). University students experienced high levels of psychological distress while transitioning to the new norms due to COVID-19 (Dhahri et al., 2020; Islam et al., 2020; Faisal et al., 2022) and during home quarantine, students experienced excessive stress from both their academic workload and the isolation, putting their mental health at serious risk (Khan et al., 2020).

Since the identification of the first case of COVID-19 in Sri Lanka in March 2020, the government implemented stringent travel restrictions, nationwide lockdowns, and social distancing measures to effectively block the virus's spread throughout the country (- Epidemiology Unit, n.d.). There have been studies focused on the psychological state of different specific groups in Sri Lanka. Fear of being infected with COVID-19 or spreading it among family members were major risk factors that seem to cause depression and anxiety for healthcare professionals during the pandemic (Perera et al., 2021; Udayanga et al., 2022) and parents faced stress during the lockdown due to resource-poor situations (Athapathu et al., 2022). During this period of stress and uncertainty, social media was poorly

managed in Sri Lanka compared to other countries and this situation led to the spread of false news and fear, causing unnecessary panic among the population (Akuratiya and Akuratiya, 2021; Jayarathne and Wijesinghe, 2023). Studies indicate that people's lifestyles were significantly influenced by their social media usage during this period (Jinasena and N' Weerasinghe, n.d.). University students faced major challenges such as concerns with their grades, challenges with adapting to the virtual education systems, workload and time management in an online learning environment, and as a result, a stressful environment for distance learning was created affecting their mental health (Madhusanka et al., 2021; Lakmini and Jayathunga, 2023). Furthermore, a significant increase in depression and anxiety was present among students with a history of psychiatric disorders (Rohanachandra et al., 2021; Baminiwatta et al., 2022). A study conducted across five faculties in the University of Ruhuna showed a significant level of stress, anxiety and depressive symptoms among undergraduates (Kaushani and Weeratunga, 2023). The unavailability of resources and issues in connectivity in certain areas, specifically in low-income countries such as Sri Lanka, deprived students of receiving a consistent education during the period of self-isolation which often resulted in their mental well-being being negatively affected and the average income of the household had been identified as the key denominator of separation of the students in Sri Lanka (Thilakasiri et al., 2023). These studies were done focusing on very specific social groups and it was evident that the fear of infecting the virus, misleading news in social media, online mode of education delivery, and uncertainty could be identified as the common factors which affected the mental state of these specific social groups.

Sri Lanka can be considered as a suitable candidate to study the impact of the pandemic psychologically, as a result of its diverse population and ability to analyze data from multiple groups of individuals belonging to various socio-economic backgrounds. Furthermore, a lack of data-driven studies aiming to analyze the impact of the pandemic psychologically is present in most low-income countries including Sri Lanka. In addition to the lack of such studies done in such low-income countries, there is a research gap in using unsupervised methods to identify social groups that were similarly affected during the pandemic. The use of unsupervised methods can conclude without prior judgement and that can be considered of great importance in identifying the characteristics of human behaviour. A comprehensive summary of the contributions of this study is elaborated below.

The data utilized in this study was obtained through a nationwide door-to-door, face-to-face, CAPI (Computer-Assisted Personal Interview) field survey, which includes the necessary level of in-depth interactions essential for an extensive impact analysis. Face-to-face field surveys are more effective for data collection due to their ability to include responses from vulnerable communities, those with limited resources or computer literacy, and those with privacy concerns. Therefore, our study has employed a more efficient method to record the first-hand, authentic experiences of Sri Lankans which ensures a comparatively better analysis of the psychological impact of the pandemic especially considering the level of interaction needed in capturing emotions and personal experiences accurately. This study was done not based on a prior hypothesis but based on a data-driven approach to identify how the mental state of the population was affected and the dataset used in this study is digitalized and published online (Ilangarathna et al., 2023, 2024). As such, the data can also be used in future work pertaining to psychological state assessment studies using data engineering and artificial intelligence.

This study employed principal component analysis (PCA) based factor analysis and unsupervised clustering to identify key underlying factors which affected the psychological state of the Sri Lankan population using the above-mentioned dataset. After the identification of the common factors which

affected the general population, the data points corresponding to each household were categorized into distinct groups using unsupervised clustering, enabling us to draw insightful conclusions. These are further explained in the results section and we believe that the findings of this research have the potential to provide valuable insights and information to evaluate the psychological impact of COVID-19 on different socio-economic groups, allowing government agencies, policymakers, counselling practitioners to make informed decisions, construct solutions to the psychological issues that might arise in a future pandemic. This study also provides insights for future extended research within this field inviting further validation by the broader academic and policy-making communities.

## Materials and Methods

### Dataset & Participants

The data collection process of this research study consisted of a nationwide door-to-door, face-to-face, CAPI (Computer-Assisted Personal Interview) field survey (Ilangerathna et al., 2023) conducted covering 3020 households in Sri Lanka from November 6, 2021, to December 10, 2021. These households were selected from all nine provinces and they represented 20 out of the total of 25 districts in the country. The households were selected using a multistage cluster sampling technique where factors such as population, severity of the risk of disease spread were taken into consideration and the selection was done reflecting the hierarchical power distribution of administrative divisions in Sri Lanka. The sampling framework was informed by data from the Department of Census and Statistics of Sri Lanka and was further supported by village-level administrative officers. Consequently, the selected households were representative of the population's diversity, encompassing various ethnicities, age groups, employment sectors, and other demographic characteristics. Table 01 compares the Socio-demographic characteristics of the study population total survey dataset and the processed dataset used for this study. Fig. 01 illustrates a comparison between the percentage distributions of the surveyed data and actual population data based on district population statistics.

Table 01: Socio-demographic characteristics of the study population total survey dataset and the processed dataset used for this study

Variable	Survey Population		Processed Dataset	
	n	%	n	%
Total	3020	100	921	100
<b>Gender</b>				
Female	885	29.30	107	11.62
Male	2135	70.70	814	88.38
<b>Respondents' relationship to the head of the household</b>				
Head of the household	2420	80.13	850	92.29

Wife/ Husband	507	16.79	51	5.54
Son/ Daughter	65	2.15	18	1.95
Parent	18	0.60	1	0.11
Other relatives	10	0.33	1	0.11
Non relatives	0	0	0	0
Other (Specify)	0	0	0	0
<b>Age</b>				
20-30 years	221	7.32	62	6.73
31-40 years	574	19.01	190	20.63
41-50 years	851	28.18	273	29.64
51-60 years	708	23.44	207	22.48
61-70 years	465	15.40	142	15.42
71-80 years	181	5.99	47	5.10
81-90 years	20	0.66	0	0
<b>Marital Status</b>				
Unmarried	80	2.65	26	2.82
Married	2655	87.91	853	92.62
Widowed	250	8.28	39	4.23
Divorced	17	0.56	2	0.22
Separated	18	0.60	1	0.11
<b>Education level</b>				
None	133	4.40	24	2.61
Pre School	3	0.10	0	0
Grade 1 - Grade 5	270	8.94	67	7.24
Grade 6 - G.C.E O/L	1906	63.11	549	59.61
G.C.E. A/L	560	18.54	215	23.34
Diploma	41	1.36	15	1.63
Degree	100	3.31	45	4.89
Masters or higher	7	0.23	6	0.65

<b>Ethnicity</b>				
Sinhalese	1796	59.47	673	73.07
Tamil	592	19.60	102	11.07
Muslim	623	20.63	144	15.64
Mixed	2	0.07	1	0.11
Other	7	0.23	1	0.11
<b>Employment Status</b>				
Government employee	257	8.51	138	14.98
Semi Government employee	39	1.29	15	1.63
Private sector employee	630	20.87	320	34.74
Estate worker	62	2.05	23	2.50
House wife/ unpaid family worker	140	2.64	8	0.87
Unemployed	633	20.96	0	0
Self (Specify)	160	5.30	47	5.10
Retired	155	5.13	77	8.36
Daily wage earner	200	6.62	84	9.12
Other (Specify)	744	24.64	209	22.69
<b>Employment Sector</b>				
No relevant response	792	26.23	0	0
Health Sector	46	1.52	24	2.61
Education Sector	95	3.15	44	4.78
Retail Sector	376	12.45	137	14.88
Manufacturing Sector	211	6.99	82	8.90
Bank Sector	21	0.70	8	0.87
Forces	143	4.74	79	8.58
Administrative services Sector	99	3.28	36	3.91
Apparel Sector	81	2.68	37	4.02
Agriculture Sector	161	5.33	85	9.23

Other (Specify)	995	32.95	389	42.24
-----------------	-----	-------	-----	-------

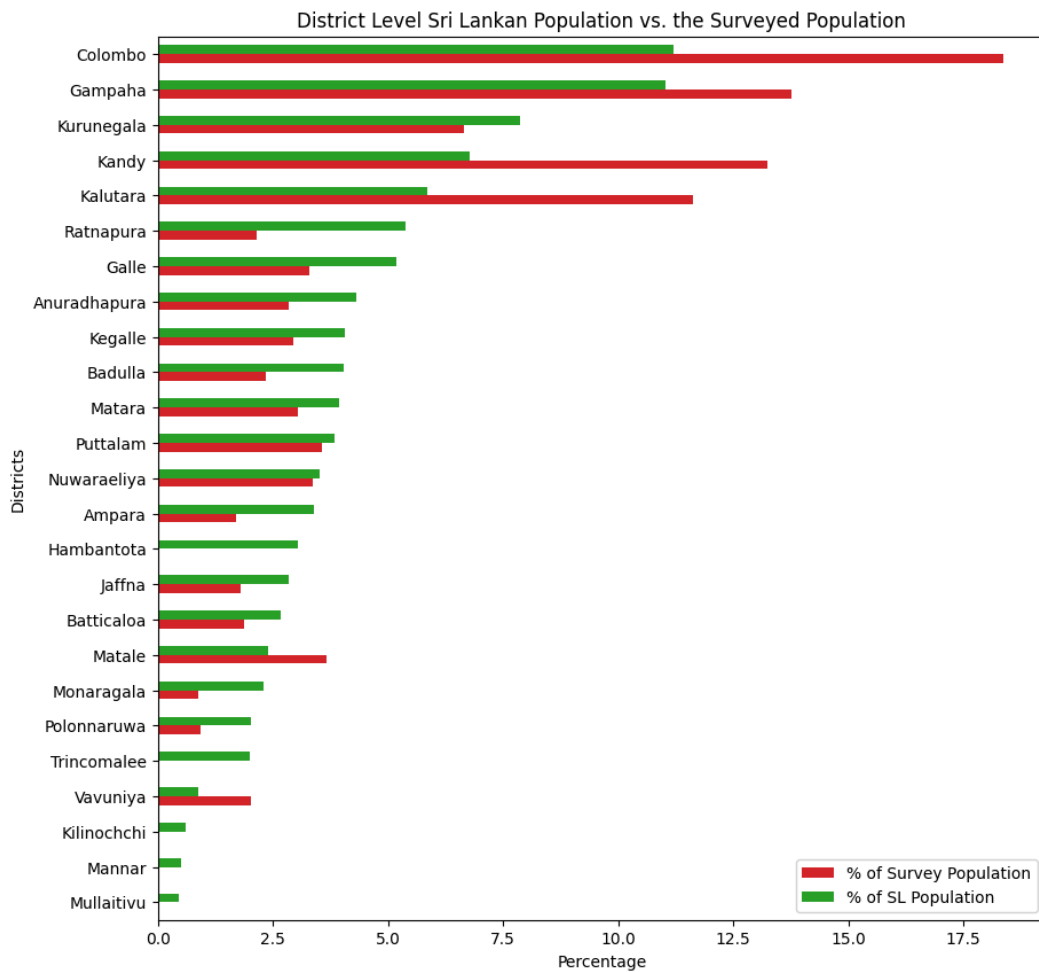


Fig. 01: Percentage Distribution Comparison of the Surveyed vs. Sri Lankan Population in Each District

A thorough review of the population statistics, economic standing, and high-risk locations based on the region's dependency ratio was conducted in the process of selecting the households in a region and to ensure that the data well representative, areas with urban, rural, agricultural, industrial, fisheries, and estate sectors were also included in the study. The household selection procedure is further explained in Fig. 02. The corresponding Village Officer assisted in selecting the households that were most severely impacted by the pandemic, such as households that faced more distress compared to the neighbourhood, families that dealt with extremely poor financial situations, and households where the entire family got infected.



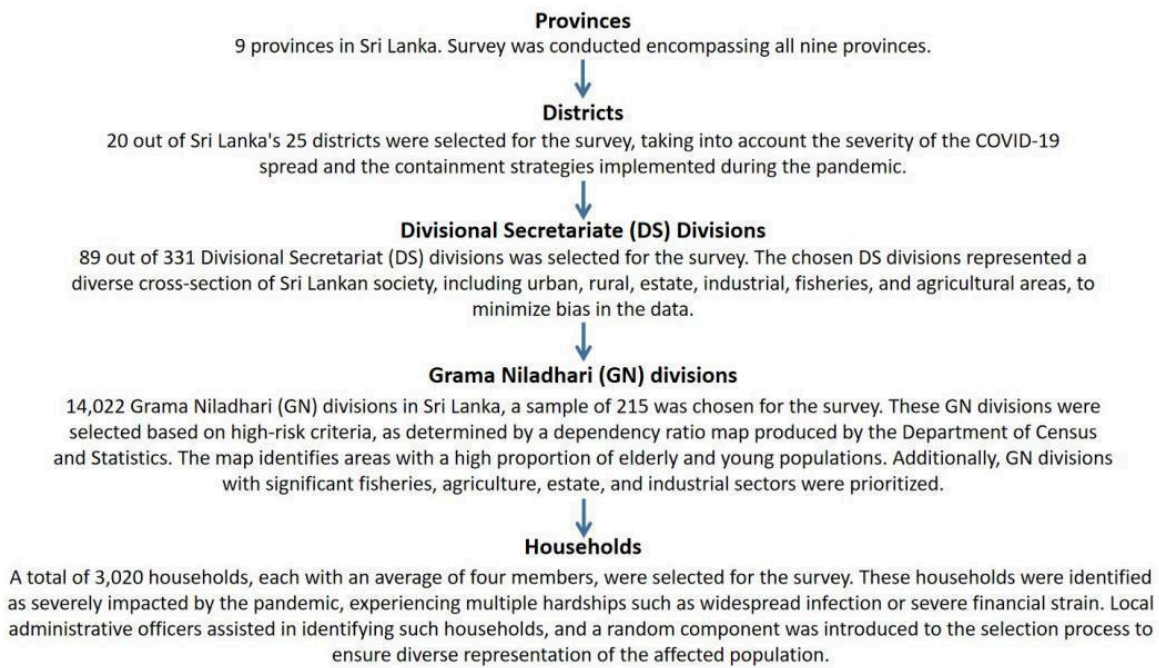


Fig. 02: Household Selection Procedure of the Survey

The survey questionnaire which took around 40 minutes delving into the impact of the pandemic on these households featured a comprehensive questionnaire with approximately 78 questions, along with 8 additional questions on basic demographic information. Responses were collected using a Likert scale with numerical values assigned to each unique response. This face-to-face field survey approach proves to be the more successful method of data collection in comparison to an online survey due to its ability to include responses from individuals belonging to more vulnerable communities in society who may experience a lack of resources or computer literacy required to participate in an online survey and even other individuals who may opt out of responding to an online questionnaire owing to privacy concerns and unfamiliarity with the entities conducting the survey. The questions related to the basic demographic information were answered by the main respondent of each household while questions related to each impact area were answered by its most relevant respondent. Gender, relationship to the head of the household, age, marital status, education level, and ethnicity, were collected as the basic demographic information (Ilangarathna et al., 2024). The individual areas studied by the survey are mobility and human behaviour, income and economic status, food consumption, education, access to health services & related information, and cultural and psychological changes. The survey addressed impact areas with the following number of questions: 22 questions focused on educational impact, 14 on access to health services and related information, 12 on income and economic status, the impact on food consumption was discussed in 6 questions, and 7 on mobility and human behaviour. Additionally, cultural impact was covered by 5 questions and psychological changes by 12 questions.

As shown in Fig. 01 a higher proportion of survey respondents were found in certain districts, which also happen to be the most densely populated districts in Sri Lanka compared to the overall Sri Lankan population. This was primarily because more groups that were severely affected by the pandemic were present in these districts than in the rest of the nation. The purpose of the survey was to ensure that the data distribution was as representative as possible, while gathering the most amount of information possible from the groups that were mostly affected by the pandemic. The

Kaiser-Meyer-Olkin (KMO) reliability measure was tested against the data used in this study and this test assesses the suitability of data for factor analysis by measuring sampling adequacy for individual variables and the entire model (Watson and Thompson, 2006; Wetzel, 2012; Hou, 2023) and the values are given in the Results section.

### **Factor Extraction**

In order to identify the latent factors in a multivariate dataset, factor extraction methods play a crucial role. There are a range of commonly used factor extraction methods; principal component analysis (PCA), Common factor analysis, Principal factor analysis, and Maximum likelihood (ML) factor analysis. In this study, SPSS 27 statistical analysis software was utilized to extract the factors from the dataset. Under the module of factor analysis in SPSS, PCA with Varimax rotation was used to identify the underlying factors.

### **Number of Factors**

Factor analysis reduces the dimension space into a set of vectors that condenses the effect of the individual questions. These reduced directions encompass several questions depending on their contribution to each reduced dimension. The number of dimensions in which the dataset must be reduced is selected using certain criteria and this study considered certain thresholds for this selection process according to the literature. One widely used approach is the Kaiser Criterion, which relies on eigenvalues to identify the number of factors. In PCA, larger eigenvalues indicate higher variance explained by the data. According to this criterion, factors are identified as any variable with an eigenvalue greater than 1 is considered as a factor (Watson and Thompson, 2006; Wetzel, 2012; ACAR GÜVENDİR and ÖZER ÖZKAN, 2022; Hou, 2023). Subsequently, Varimax rotation was applied to the factor loadings obtained through PCA by considering a threshold for the cutoff factor loading value as 0.4 (Watson and Thompson, 2006; Bavel et al., 2020; Hou, 2023). The cutoff value of 0.4 is selected to minimize the effect of cross-loading items in the rotated component matrix. Cross-loading items represent the questions that have a factor loading more than 0.4 under more than one factor with loading differences less than 0.1 (Muilenburg and Berge, 2005). This occurs when a question is significantly contributing to the direction of two factors in the considered space even if the underlying idea requires them to be significantly contributing to only one direction. Therefore, such questions are removed from the factor analysis to achieve the most accurate factor analysis and to simplify the factor loading arrangement. Once such questions are removed, the factor analysis with PCA and the rotated component matrix is repeated until the aforementioned assumptions of threshold for factor loadings and threshold for cross-loadings are met.

### **Spectral Clustering**

The projected dataset resulting after the dimension reduction step of the factor analysis can be clustered to identify the data points or the individuals representing those data points who have been affected similarly. Therefore, the big single cluster lying in the high-dimensional space which was created by combining several sub-clusters, can be clustered using several different techniques. When zooming in on the cluster space, sub-clusters start to form within the feature space and this mechanism of zooming in to detect the number of small clusters submerged inside the initial supercluster is called the “Modes” of clustering (Qin et al., 2016; Rupasinghe et al., 2016; van Dam et al., 2021). Additionally, the number of clusters in a mode acts as the unique identifier for that mode. Therefore, different modes are identified by adjusting the free parameter " $\sigma$ ", which represents the zooming effect in the Standard Spectral Clustering algorithm. This procedure is referred to as "Sigma

Sweep". The primary steps of Sigma Sweep are as follows:

1. Affinity matrix A, for the refined dataset was generated using the transformation.

$$A_{i,j} = \begin{cases} \exp \left( -\frac{\|x_i - x_j\|^2}{2\sigma^2} \right) & ; i \neq j \\ 0 & ; i = j \end{cases}$$

Where  $\sigma$  is a tuneable parameter,

2. Degree matrix D is a diagonal matrix where (i,i)<sup>th</sup> element of D is the row sum of A's i<sup>th</sup> row.

$$D_{i,k} = \begin{cases} \sum_j A[i,j] & i = k \\ 0 & \text{Otherwise} \end{cases}$$

3. Calculate the Laplacian matrix L, from the relationship,

$$L = I - D^{-1/2} A D^{-1/2}$$

Where I is an identity matrix.

4. Obtain eigenvalues of L and arrange them into descending order. Then eigengaps were computed by getting the difference between two successive eigenvalues.
5. Plot the graph of the variation of the eigengap with  $\log \sigma$  by repeating steps 1-4 for different  $\sigma$  values to determine the number of sub-clusters K.

To determine the ideal number of clusters, K, sigma sweep characteristics are utilized. The figure demonstrating  $\log \sigma$  vs eigengap from spectral clustering, as shown in Fig. 03, indicates that the second eigengap predominates over a wider range of sigma values, suggesting the presence of 2 clusters in the space.

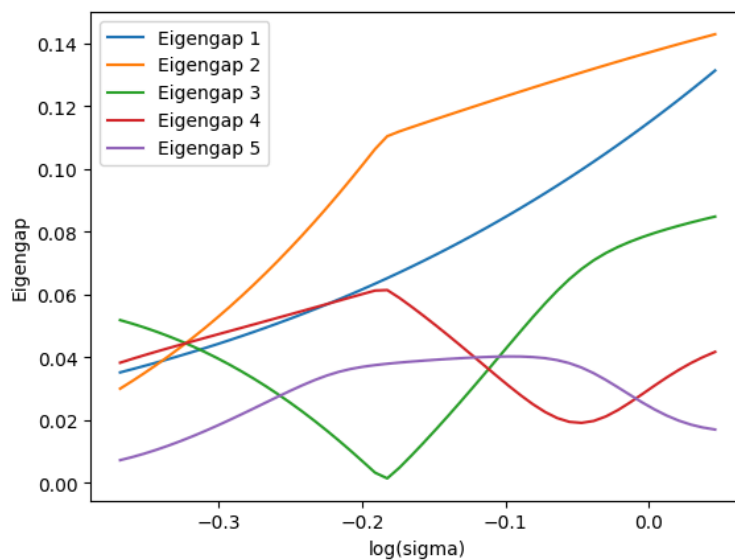


Fig. 03: Variation of Eigengap with Logarithmic Sigma

## **K-means Clustering Algorithm**

K-means clustering algorithm is a widely used unsupervised algorithm for partitioning a dataset into a pre-defined number of clusters (K) (Krishna and Narasimha Murty, 1999; Ikotun et al., 2023). The aim is to cluster similar data points together and observe the underlying patterns. This is carried out by minimizing the distance between the points within a cluster. K-means algorithm is identified as a centroid-based algorithm where each cluster is associated with a centroid. If the goal is to find K clusters, K centroids must be defined and that can be done manually or randomly depending on the computer programme used. Through an optimization process, the best set of centroids that minimizes the sum of squared distances between each data point and its closest centroid will be found. Considering the random method, initially, K random points in the dataset will be selected and they act as the initial cluster centroids. Then, for each data point in the dataset, the distance between that point to each K centroid will be calculated and the data point will be assigned to the cluster whose centroid is closest to it. This is where it effectively forms K clusters. Once all points have been assigned to clusters, recalculation of the centroid is carried out by taking the mean of all data points assigned to each cluster. Thereafter, the same process will be continued for the new centroids until convergence. The convergence occurs when the centroids no longer change significantly or when a specified number of iterations are reached. In this study, K-means clustering was applied to the reduced space of the dataset with to four dimensions after PCA with Varimax rotation.

## **Data availability**

The dataset used for the research is accessible in Harvard Dataverse under the title “Socioeconomic Impact of COVID-19 during three pandemic waves” (<https://doi.org/10.7910/DVN/CXMJSM>)

## **Results**

This study presents the outcomes of three data-driven components of analysis. Firstly, this study presents the factors identified using factor analysis that predominantly contributed towards the psychological impact of the COVID-19 pandemic on the population of Sri Lanka. These factors provided interesting insights into how the population has coped and perceived different forms of social contact, both in-person and virtual. Secondly, the population was clustered using unsupervised clustering to identify the number of groups and the participants that fall under these identified groups to recognize the participants who were similarly psychologically affected by the pandemic. Specifically, during the lockdown periods, relationships with other individuals were affected severely and it was observed that the perception of different relationships evolved during the pandemic period in Sri Lanka. Finally, considering the demographics of the people that fall under the clusters, analyzing their relationship with the underlying factors recognized by the factor analysis and considering how the people in each cluster have each question in the questionnaire, we have discussed how the Sri Lankan population was affected during the pandemic and this study provides insights on the factors that contributed to these changes and their connection to the socio-economic backgrounds of the identified groups of people.

The responses for the psychological impact section (Ilangerathna et al., 2023) (section 4D of the survey) of the questionnaire were recorded with the use of a Likert Scale, varying from 1 to 6, where these respectively translated into “No change, Slightly increased, Markedly increased, Slightly

decreased, Markedly decreased, Cannot say”. This method of defining the scale was selected given that the responses relevant to the psychological impact area were regarding the emotions, behaviour and relationships of the respondent. However, for the analysis, this Likert scale was relabelled and converted into a symmetrical one to achieve an accurate representation from the analysis and the changed values of the initial scale and the scale used in the analysis is given in Table 02. The responses with the answer “Cannot say” were processed in two different ways resulting in two different analyses. Firstly, the responses with the answer “Cannot say” were dropped (as shown in Table 02) and in the second analysis, the responses with the answer “Cannot say” were relabelled as Zero (0) denoting those answers are also considered as “No Change” answers. Both these methods yielded very similar results and considering the most accurate representation being the first method, i.e. dropping the “Cannot say” responses in the process of converting the scale into a symmetrical one, and considering the results were similar for both approaches, results of only the first approach are presented in this study.

Table 02: Change in Scale Performed During Data Preprocessing

<b>Description</b>	<b>Initial Scale [used in the survey]</b>	<b>Converted Scale before processing the Data</b>
No change	1	0
Slightly increased	2	1
Markedly increased	3	2
Slightly decreased	4	-1
Markedly decreased	5	-2
Cannot say	6	Dropped from the study

The initial step of the exploratory data analysis was to selectively extract the relevant responses from the original dataset which resulted in the pre-processed dataset consisting of 921 responses out of the total of 3020 (30.5%) responses. This process of narrowing down the multivariate dataset to select the responses befitting for the psychological impact study can be summarized in three steps as follows. Firstly, the households that gave no responses to at least one of the questions given in the psychological impact section of the questionnaire (denoted by 0 values) were removed resulting in 2651 entries out of 3020 (87.78%), followed by the second step of removal of entries that had errors in collection or entering processes (denoted by 99 values) which then resulted in a dataset with 1969 responses (65.2%). Thereafter, the responses with “Cannot say” as an answer were dropped, resulting in 921 responses (30.5%) for the final dataset (n = 921). As mentioned above, the survey was designed to collect information on multiple avenues such as mobility and human behaviour, income and economic status, food consumption, education, access to health services, and not just the psychological impact. Therefore, after removing the entries with missing data to the questions in the survey and after the removal of data entries which had erroneous data, it was validated that all of these 921 households had complete and accurate information related to psychological impact analysis. Additionally, the questions in the survey pertaining to psychological impact were selected based on the results of a literature review (Ilangarathna et al., 2023, 2024) and an initial premise that the

psychological state would have been impacted by factors such as the harmony of the household, financial situation, work-life balance, increased exposure to social media, lack of peer interaction, loneliness and other psychological reasons. In order to include as many questions as possible to cover the totality of the psychological effect analysis, these questions were chosen using a vast spanning criterion.

The psychological impact section of the questionnaire had 12 questions and these questions were considered in the factor analysis. Principal Component Analysis (PCA) with varimax rotation was used in this study for factor analysis using SPSS version 27 to extract the underlying factors. As mentioned above in the Materials and Methods section the questions corresponding to each identified factor were selected in accordance with the threshold introduced in existing literature where only questions with a factor loading above 0.4, were considered as eligible to be representative of each factor. After checking the cross-loading effects with a 0.1 threshold, and rectifying them, the process was repeated until such effects were no longer present.

The factor analysis of this study resulted in only one iteration where only one question had to be removed from the analysis. The “Sleep” question was removed in the above-mentioned iteration and that resulted in the final analysis data with 11 variables (11 questions) and the mean value answers for each of these 11 questions are shown in Fig. 04. Only factors with eigenvalues greater than 1 were considered during the factor analysis resulting in four distinct factors as explained further in the Materials and Methods section. The eigenvalues of the four factors were, respectively, 3.0785, 1.5372, 1.2956, 1.0936 and the eigenvalue corresponding to the 5th factor was 0.8207. The cumulative explainable variance of the dataset with four factors was 63.681% of the total variance. Fig. 05 shows how the cumulative explainable variance of the dataset varied across the 11 components and the scree plot for the factor analysis is illustrated in Fig. 06. Rotated component matrix consisting of the questions corresponding to each factor from the factor analysis with their respective factor loadings are shown in Table 03. The features of the factors were identified after considering the question groups under each factor and these were identified as “Coping Mechanisms, Symptoms, Work-Life Balance, Peer Interactions / Connections”. An overview of all the 12 questions and where they belonged after the factor analysis is shown in Table 04. The Kaiser-Meyer-Olkin Measure (KMO) values were 0.749 and 0.703 respectively for the dataset with all questions considered and for the dataset after Dropping the “Sleep” Question.

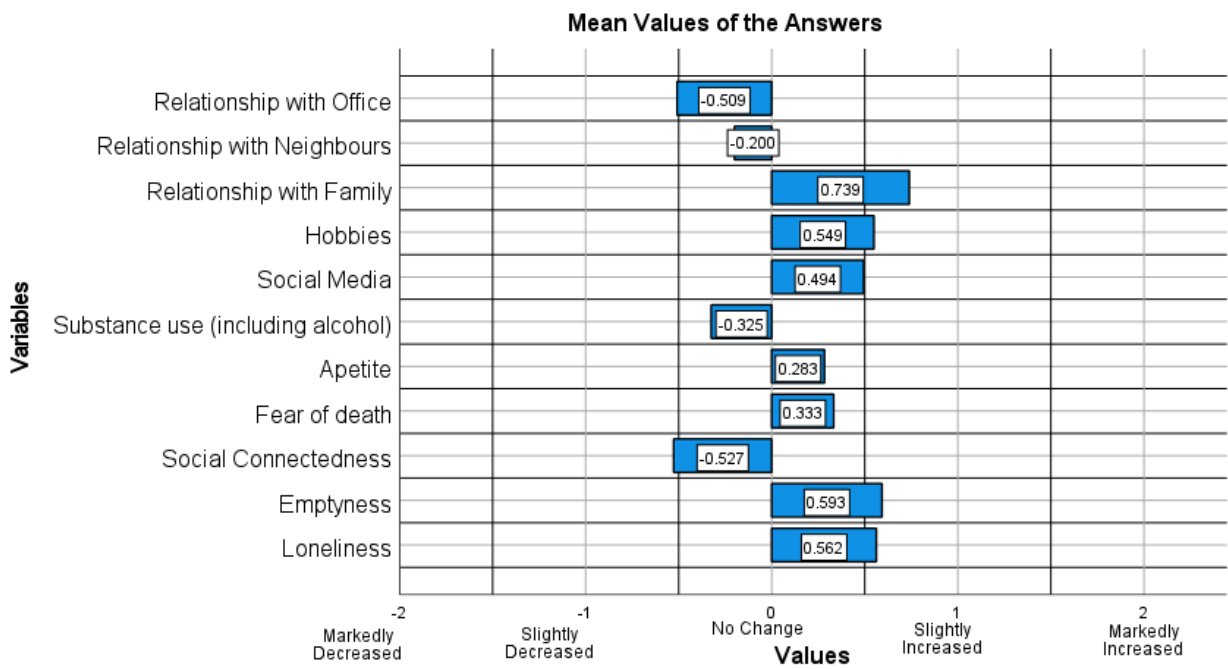


Fig. 04: Mean Values of the Answers for the Questions of the Processed Dataset

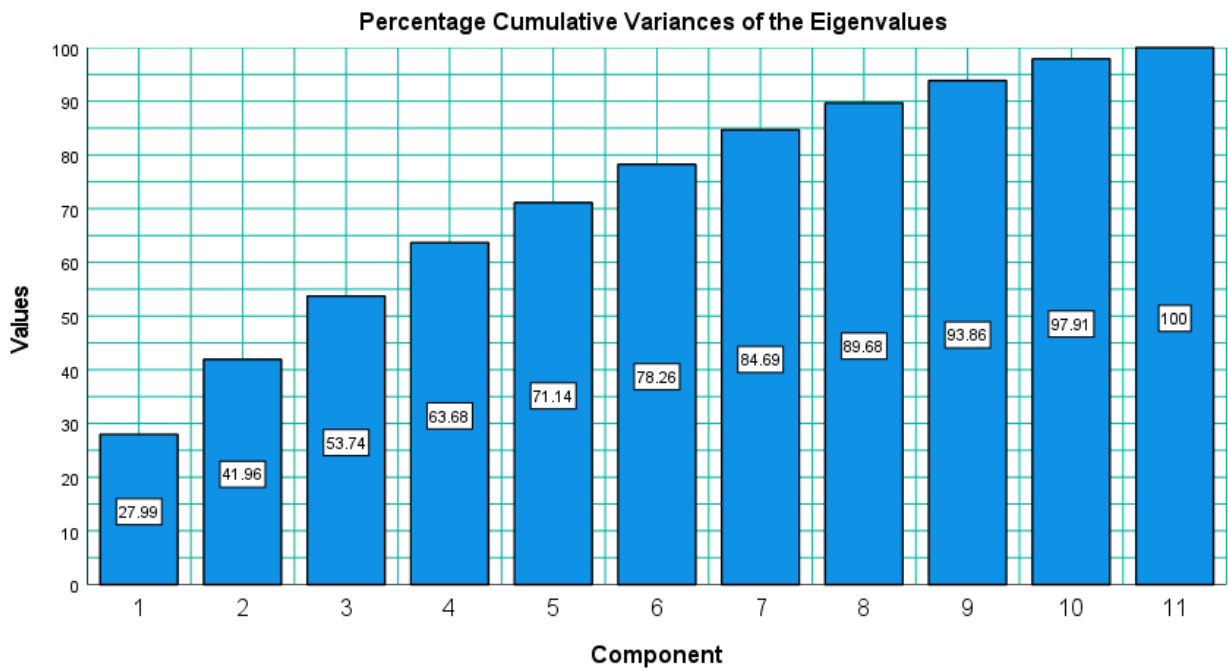


Fig. 05: Percentage Cumulative Variances of the Eigenvalues of the Processed Dataset

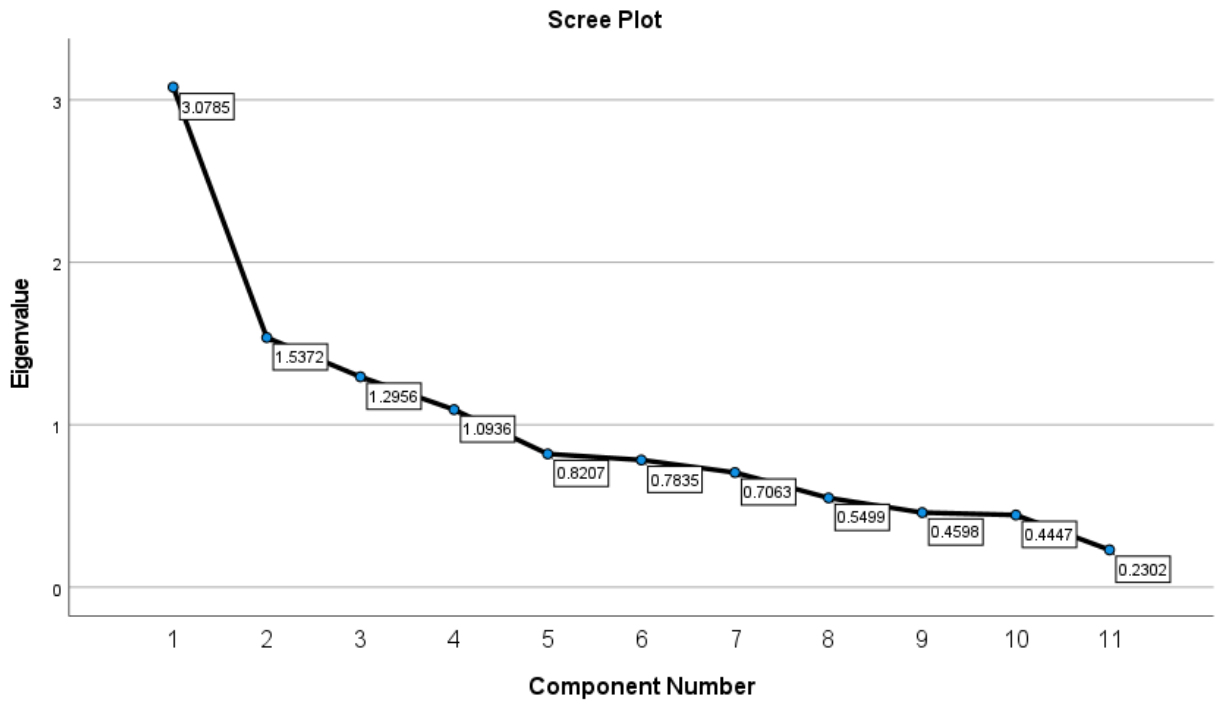


Fig. 06: Scree Plot the Processed Dataset

Table 03: Rotated Component Matrix

Question	Component			
	1	2	3	4
Hobbies	0.735			
Appetite	0.712			
Social Media	0.622			
Substance Use	-0.613			
Loneliness		0.814		
Emptiness		0.798		
Fear of Death		0.672		
Relationship with Office			-0.819	
Relationship with Family			0.613	
Relationship with Neighbours				0.847
Social Connectedness				0.775



Table 04: Summary of the Questions Corresponding to Each Factor from Factor Analysis

Factor Number	Question Code	Question	Factor Name
Factor 01	4D_1_9	Watching movies, Playing indoor games, Reading books/ Drawing/ Painting	Coping Mechanisms
	4D_1_6	Appetite	
	4D_1_8	Use of Social Media	
	4D_1_7	Substance use including alcohol	
Factor 02	4D_1_1	Loneliness	Symptoms
	4D_1_2	Emptiness	
	4D_1_4	Fear of death	
Factor 03	4D_2_3	Relationship with office colleagues	Work-Life Balance
	4D_2_1	Relationship with family members	
Factor 04	4D_2_2	Relationship with neighbours	Peer Interactions / Connections
	4D_1_3	Social connectedness	
Dropped Questions	4D_1_5	Sleep	

Fig. 04, which denotes the mean values of the responses given in the processed dataset, stands as an attestation to the universal experience the population of the world collectively went through during the lockdown period. As observed in the above-mentioned figure, the “Relationship with family members” has increased in the overall population of respondents which is understandable considering that most households served as quarantine places for families during the months of imposed lockdowns and travel restrictions. In contrast, it can be observed that the relationship with office colleagues, neighbours and social connectedness has decreased in the overall respondent population as the mean answers have shown negative values in Fig. 04 for the “Relationship with Office”, “Relationship with Neighbours”, “Social Connectedness” questions. Maintaining effective interpersonal relationships during an era of social distancing, quarantine and virtual meetings was certainly a challenge and the decrease shown in the mean values of the dataset related to these questions justifies the experiences of most individuals in terms of upholding interactions with the society and peers extending beyond the immediate family residing alongside them.

Furthermore, the symptoms of emotional distress such as feelings of emptiness, loneliness and fear of death have also shown an overall increase when considering the responses for the questions “Emptiness”, “Loneliness”, and “Fear of Death”. This behaviour of data is justifiable given the situation that existed during the pandemic period where people were isolated and confined to their homes, forced to a completely novel lifestyle. An increase is visible in the mean of responses to

questions related to the engagement in “Hobbies”, use of “Social Media” and “Appetite”, which is sensible by the same context as mentioned previously where individuals confined to households with monotonous routines tend to seek the lost control, they previously had over their lives using various other mechanisms they can exert an influence on. Therefore, the behaviour of the mean values of data corresponding to the responses given in the processed dataset as illustrated by the Fig. 04, proves and further justifies the nature of psychological experiences and behaviour of individuals during the lockdown, quarantine and other stages of the pandemic.

As mentioned above the factor analysis resulted in the identification of four distinct factors, later named as "Coping Mechanisms", "Symptoms", "Work-life balance" and "Peer interactions/connections". The questions regarding Hobbies, Appetite, Social Media and Substance Use including alcohol were grouped under the first identified factor, "Coping Mechanisms" while the questions related to loneliness, emptiness and fear of death were categorized under the factor appropriately named "Symptoms". It was also observed that the questions corresponding to the relationship maintained with office colleagues along with the relationship with family members were correlated to each other under "Work-Life Balance". The final factor named "Peer Interactions / Connections" consisted of the questions discussing the relationship with neighbours and social connectedness. After the factor analysis, the dataset was clustered using unsupervised clustering methods to identify how the pandemic had affected different classes of people and to recognize the key demographic features which separate the clusters. To identify the number of appropriate clusters, spectral clustering was used where the dominant mode corresponds to the number of clusters. After spectral clustering, it was evident that the maximum eigengap was present between two and three, which is also shown in Fig. 03, which suggests that ideally there are two clusters. Therefore, people belonging to the two clusters were identified by using the K-means clustering after the optimal number of clusters was found from spectral clustering. The K-means clustering diagram is shown in Fig. 07. More details about the factor extraction, social groups identification, and clustering are discussed in the Materials and Methods section.

Subsequently, the average answers the people in the two clusters had given for the questions and the impact of the identified factors on the two clusters was analyzed. This analysis provided valuable insights about the basis which the clusters had been separated during the unsupervised clustering. From the results shown in Fig. 08 and Fig. 09, it was concluded that the clustering has been done depending on the “outgoing or reserved” nature of the respondent and this has been discussed in length in the discussion section. Therefore, it was evident that the common denominator for the population in terms of the psychological impact of the pandemic was how well they maintained their social connections and their tendency to maintain social connections even during a time with stringent restrictions. It is justifiable since the outgoing or reserved nature of an individual is a major factor which determines how well a person can cope with the change in circumstances during the pandemic era with travel and other forms of restrictions. It was identified that people in Group 01 were outgoing & the people in Group 02 were more reserved and their behaviour is further explained in the Discussion section.

The demographic information collected from the survey and the average income data of each household collected in the survey under the Economic Impact section (Ilangarathna et al., 2024), was used to identify other different characteristics of the people grouped into the two clusters. Namely, the district which the household is located in, gender of the respondent, respondents’ relationship to the head of the household, respondents’ age, respondents’ marital status, respondents’ education level, respondent’s ethnicity, and respondents’ average income level during the COVID-19 pandemic were

used for the aforementioned analysis of the two clusters. However, a clear denominator was not present considering the above-mentioned demographic information but a separation was evident depending on their outgoing or reserved nature as mentioned above.

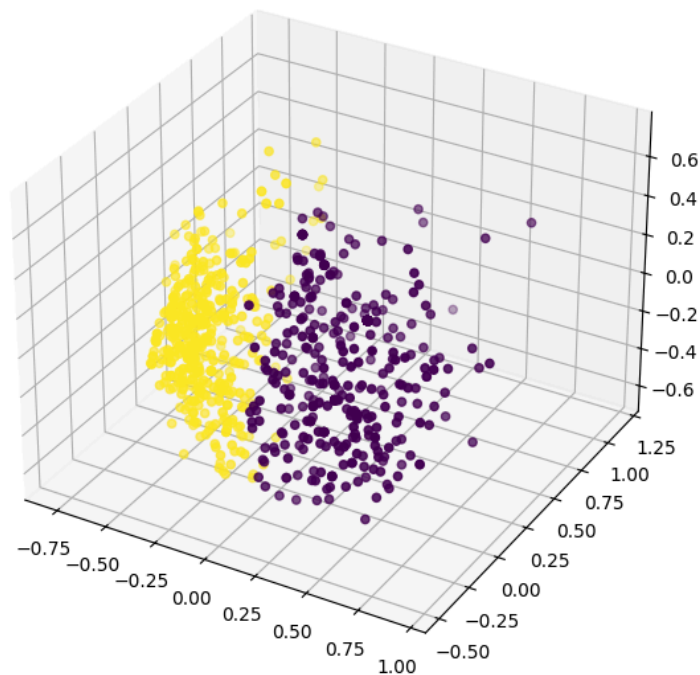


Fig. 07: Separation of the Clusters Resulted from Unsupervised Clustering

## Discussion

A comprehensive analysis was done in order to effectively understand the underlying reasons behind the grouping of the questions under each identified factor from the factor analysis. The first factor “Coping Mechanisms” was identified to correspond with the engagement of individuals in recreational activities, forms of stress release and forms of entertainment during the lockdown period. When we take a look at what is grouped under the first factor, it can be concluded that the population have perceived food, hobbies and substance use including alcohol as coping mechanisms during the unprecedented time of self-isolation and travel restrictions that took place during the COVID-19 pandemic. This is in line with the other studies done during the pandemic where the same was observed (Kotozaki et al., n.d.; Eden et al., 2020; Cauberghe et al., 2021). One of the most important observations of the factor analysis, specifically considering the first factor, is that the population has not perceived social media as a form of peer interaction or as a proper way of continuing human connections and has considered social media to be a form of coping mechanisms since “Social Media” is not grouped with the question related to the state of interpersonal connections. It is also revealing that the use of social media was perceived by the majority as an act which is expected to bring about entertainment-related satisfaction as opposed to an effort taken towards maintaining interpersonal relationships, even during times of self-isolation as is the context of this specific set of responses. This shows that the population has valued and regarded in-person interactions as the best form of interaction compared to virtual connections and this is one of the key observations of this study. This also concludes that social media has been one of the key methods that people used to cope with the “new normal” circumstances during the pandemic and people have been using these social platforms

as a way of consuming entertainment content rather than a way to maintain close connections with a majority of their close ones (Maftai et al., 2023). The areas or mechanisms related to questions that were grouped under the “Coping Mechanisms” factor can also be identified as the most common behavioural addictive elements of an average person in the 21st century (Miller, 2007; Labib et al., 2022).

The observation of social media not being perceived as a proper form of peer interaction is further established by the questions clustered under factor 04, where “Relationship with neighbours” and “Social connectedness” were observed to be correlated, with “Social Media” being clustered in a different factor. The dependency and high popularity associated with the use of social media in the present could be translated as more of mindless navigation and existence in an individual-controlled virtual reality as opposed to being seen as a legitimate and emotion-associated act of contributing towards interaction with society. Supporting our findings, other research has indicated that social media exacerbates stress and loneliness among university students, rather than providing a platform for social interaction (Ghanayem et al., 2024) where interpersonal relationships are required for better mental health (Bellis et al., 2020). Hence, in this study, this outcome is illustrated in the naming of factors 01 and 04 as such. Furthermore, when considering the questions grouped under factor 04, it is understandable that the “Relationship with neighbours” and “Social connectedness” were perceived as similar forms of interactions given that specifically during the period of travel restrictions and lockdowns, the ability to maintain connections with the external society was limited to the surrounding neighbourhood. This factor represents a different set of relationships compared to relationships maintained with family members or office colleagues. Such relationships that exist among family members or office colleagues can also be considered as special cases, since they are not often comparable with relationships maintained with other groups such as neighbours. This is further established from the results of this study since the “Relationship with Office Colleagues” and “Relationship with Family” have fallen under a different factor (factor 03).

Considering the third factor from the factor analysis, we can observe that their contributing values have taken opposite signs. This goes on to show that the relationship the general population had with office colleagues and with their family members has acted as opposite elements in the intended measured construct during the pandemic. This can be explained since most workers were asked to carry on their jobs in virtual mode except for the essential services such as health and transportation and keeping a well-executed balance between your work responsibilities and your family responsibilities was paramount. Most of the population had to adapt to the new normal of handling both sides at the same time and at the same place and this has been a key area of focus during the pandemic for a majority of the families, hence the third factor was named, “Work-Life Balance” (Ingusci et al., 2021; Kniffin et al., 2021; Lonska et al., 2021). On the other hand, this can also be further explained by relating to three other cases of work-related circumstances. Firstly, the state of the relationship the employed household members had with their workplace was a defining factor since many lost jobs during this time due to the financial downfall of certain sectors (Brewer and Gardiner, 2020). Secondly, even when someone was not at immediate risk of losing their job, the ongoing state of their employee-employer relationship also affected how the rest of the household had to interact with the employed members of the house since the incidents, changes or repercussions in the workplace automatically affected how they behaved in the household as well (Lonska et al., 2021). Thirdly, considering daily-wage workers, many of them faced hardships just to stay afloat, cope with the new circumstances and still find work to earn money (Almeida et al., 2021) and considering all these scenarios, we can justify the observations of the analysis.

Another predominant factor, “Symptoms” (factor 02) identified through the factor analysis was appropriately named due to the symptoms associated with questions related to self-isolation, loneliness, emptiness and fear of death being clustered together. This behaviour of data could be comprehensively justified given the psychological context of experiences that all groups of society had to undergo, where most individuals were confined to their households having to undergo a period of quarantine willingly or unwillingly (Pancani et al., 2021). This situation was true during the period in which the data was collected as well (Ilangarathna et al., 2024). Although this was a necessary and justifiable action taken by the policymakers and relevant authorities, it is understandable to see an increase in such negative feelings given that humans are naturally wired to behave as social creatures and engage in meaningful interactions with other human beings (Goodwin et al., 2020). On the other hand, predominantly during the periods of lockdown where travel restrictions were imposed, where individuals had to stay at home and work from home in a confined space, it is understandable that the loneliness, and emptiness feelings could occur more often (Ernst et al., 2022). Furthermore, even when people had the opportunity to go out under strict conditions, they were at risk of encountering individuals who might have been unknowingly infected or who might have been in close contact with an infected person. Moreover, the fear of death may have existed in the household as a whole, with the risk of exposure not only limited to one member of the household travelling outside but also because they are also residing under the same roof (Gundogan and Arpaci, 2024). Therefore, as the results show, the fear of death has been closely linked as one of the unhealthy psychological symptoms people showed during the pandemic (Pérez-Mengual et al., 2021). This is further established since the average answer shows an increase in these symptoms for the “Loneliness”, “Emptiness”, “Fear of Death” questions as shown in Fig. 04.

In addition to this, another explanation could focus on individuals who closely tied their identity to their professions. During the time period, there existed a heightened sense of job insecurity, especially among most private sector employees, as the prospect of a return to normalcy seemed distant. This feeling was further heightened by the various types of misleading information circulating through news and social media (Apuke and Omar, 2021). Therefore, it can be assumed that this uncertain period of time may have ignited a form of identity crisis among individuals, who may have experienced a confusing state of realizing their existence, self-worth, and future and rediscovering themselves during the period of isolation at home with little to no engagement in their professions. Even in relation to the individuals who worked remotely or essential service-related professionals who continued their work, it is understandable that a sense of doubt might have existed within them owing to the way in which they perceived the change in situation (Kroencke et al., 2020).

Next, considering the two distinct clusters identified following the unsupervised clustering of the processed dataset, revealed interesting results related to the psychological impact of the pandemic that affected the population of Sri Lanka. Fig. 08 shows the mean answer values the people corresponding to the two clusters have given to each of the questions. The difference in responses between the two groups in the aforementioned mean values is illustrated in Fig. 09, which has been scaled into the range [-1, +1] for better representation. Fig. 09 provides better clarity on how the mental state of people in the two clusters changed, how they approached change in circumstances and how they perceived the pandemic time. Considering the comparison of responses further illustrated in Fig. 09, we can conclude that the two identified clusters have shown distinguishable characteristics. To further elaborate this point, considering the comparison of answers for “Social connectedness” and “Relationship with neighbours” questions, we can identify that the two groups show a considerable difference when it comes to their approach in social connections. This shows that the people clustered into Group 01 were more dependent on the connections with other people and external parties and

therefore, they had increased their interactions with others even during a pandemic situation, i.e., the people in Group 01 have strengthened and increased their social connections over the pandemic time in a considerably different manner compared to the people in the Group 02. Therefore, we can conclude that the people clustered into Group 01 were more outgoing people than the Group 02. This is further established considering that the questions in which these considerable differences are present also happen to be the two questions grouped under the “Peer Interactions / Connections” factor. Furthermore, we can observe a polar opposite behaviour related to Group 01 considering the comparison between the two groups as shown in Fig. 09 and the mean answers given by the overall population (the results of the entire processed dataset) as shown in Fig. 04. Even if the mean behaviour of the entire population is closely matched with the responses of the Group 02, in comparison, the direction of the mean values which the Group 01 had provided shows a polar opposite behaviour. As an example, the overall respondent population showed a general decrease in responses related to “Social connectedness” and “Relationship with neighbours” whereas upon clustering, it was identified that the respondents clustered under Group 01 showed an increase. Therefore, we can conclude that the unsupervised clustering has resulted in “more outgoing” and “more reserved” people being classified under the two different groups.

Another distinguishable characteristic between the clusters as observed in Fig. 08 and Fig. 09 is in their responses to the questions related to substance use and relationship with office colleagues. As previously observed in Fig. 04, the mean values of these responses when the overall dataset was considered, showed a general decrease. However, Fig. 08 shows that this reduction is smaller in Group 01 when compared to Group 02, which is further illustrated in Fig. 09 as well, and further establishes the differences in the impact on these two clusters. Even when considering the differences in values shown in Fig. 09, corresponding to the use of social media and hobbies as well as feelings such as loneliness, emptiness and fear of death, it is clear that the individuals clustered under Group 01 have experienced a lesser need to depend on coping mechanisms during the pandemic in addition to indicating a comparative reduction in the heightened symptoms related to emotional distress owing to the lockdown which could be a result of them being more socially connected in comparison to the other cluster while also considering it as a method of dealing with the changes in lifestyles that came about with the lockdowns and travel restrictions (Bellis et al., 2020; Goodwin et al., 2020). It could be speculated that their response to the drastic changes that were brought about as a result of the pandemic relied on making efforts to maintain connections with others (Cooper et al., 2021; Long et al., 2022). This behaviour of data further proves that Group 01 sets itself apart from the majority of the population in terms of its psychological response to the pandemic, showcasing a clearly identifiable contrast in their dependency on social interactions to maintain their mental well-being. It is apparent that considering all the above results and the differences in response, the individuals belonging to Group 01 have experienced an increase in maintaining “Peer Interactions / Connections” (factor 04 in Table 04) in comparison to Group 02 even during the pandemic period, which could serve as an explanation to the naming of Group 01 as “outgoing” and Group 2 as “reserved” in relation to their dependency and ability on interactions with the surrounding society. Our study's findings are consistent with previous research, which shows that social connections, and being more “outgoing” in nature contribute to better psychological well-being (Mehl et al., 2010; Okabe-Miyamoto et al., 2021).

To summarize, this research study aimed at finding the psychological impact of the COVID-19 pandemic in the context of Sri Lanka, utilised methods starting from a pre-processing of the survey dataset to extract the data corresponding to the relevant impact section which was followed by a factor analysis done to reduce the dataset into different factors. Along with the confinement to homes and

isolation from usual social interactions, the impact on the mental health of individuals was inevitable. The closure of schools and workplaces for prolonged periods, often indefinitely, resulted in making a major switch to online platforms where almost all interactions and activities had to be carried out remotely. As a result of this increased dependency on devices and constant exposure to virtual environments, people belonging to almost all demographics in Sri Lanka experienced emotional distress and negative psychological repercussions. Feelings such as loneliness and emptiness were heightened and addiction to social media and substance abuse were also observed during the pandemic. Due to its heterogeneous population and range of resource-access constraints affecting the population, Sri Lanka is a befitting place to investigate the effects of COVID-19 on critical dimensions, including psychological effects, as influenced by socioeconomic variables. Sri Lanka and other low-income nations have been particularly hard hit by the areas of pandemic's psychological effects. With the complete dependency on social media and other forms of digital content for updates regarding the pandemic and access to health information, people often fall victim to fake news being circulated and the constant reminders and focus given to daily death counts and infection statistics through media, contributed considerably to causing emotional distress and feelings such as anxiety and fear among people (Adnan et al., n.d.). Receiving word of relatives and close contacts being infected with the virus also factored into these negative repercussions to mental well-being. The minimal human interactions that were permitted for individuals being subjected to quarantine, whether at home or at quarantine centres, were also factors that affected their psychological state (Buecker and Horstmann, 2022). Being deprived of usual human interactions and mobility being limited to the bare essentials were drastic changes that occurred in lifestyles around the world, which was challenging in terms of maintaining relationships crucial to the mental well-being of human beings, who are social creatures by nature (Scala et al., 2020). The deprivation of human interactions and being limited to maintaining contact over virtual platforms were causes behind increased feelings of loneliness, emptiness and negative emotional states in general.

After the factor analysis, in order to identify clusters with distinguishable characteristics with regards to the responses obtained from the survey unsupervised clustering was used. This process of analysis resulted in the identification of two distinct clusters corresponding to the “outgoing” and “reserved” natures of the respondent population considered in the nationwide survey. Thus, it was established that when considering the analysis performed in this research study, the psychological impact of the pandemic in the context of Sri Lanka could be explained by the nature of social connectedness that prevailed during the period of lockdowns. Whether or not social relationships were maintained effectively, the frequency of connections and the nature or state of these connections were determining factors in relation to the mental well-being of individuals during these challenging times. The variations and contrasting points corresponding to the responses of the two identified clusters in this impact section reveals that while one group relied on connections to upkeep their mental well-being, the remaining did not show such requirements.

Specifically considering the context of the pandemic during this period where lockdowns were imposed and people were often confined to their homes, it is understandable to assume that the mental state of individuals heavily depended on their ability to maintain interpersonal relationships. As made clear by the findings of the analysis performed, a certain group of individuals were more comfortable with the concept of self-isolation and reduced number of connections to the external society. Their satisfaction could be sufficiently derived from minimal interactions limited to immediate family members and other close contacts if necessities such as food and shelter were provided as per their needs. However, in contrast, there also exists a distinct cluster of individuals (Group 1) who seek solace and comfort in interacting with peers that often are found beyond the circle of people which

includes family members and close friends. They were often inclined to seek quality in the relationships maintained, which translates to preferring physical real-time interactions over virtual meetings divided by screens, which could have served as a method for them to respond to their psychological needs in keeping a healthy state of mind amidst the chaos that surrounded the virus spread and the detachment from usual routines. This contrast in preferences could thus be circled back to the previous analysis on the “outgoing” and “reserved” nature of humans. The variations in perception of social connectedness, whether it be relationships with family, neighbours or office colleagues in addition to feelings displaying emotional distress symptoms, were unique identifiers which largely depended on the individual respondents. This could be presented as a key finding of the research study important in understanding the nature of human behaviour and their psychological responses to the pandemic.

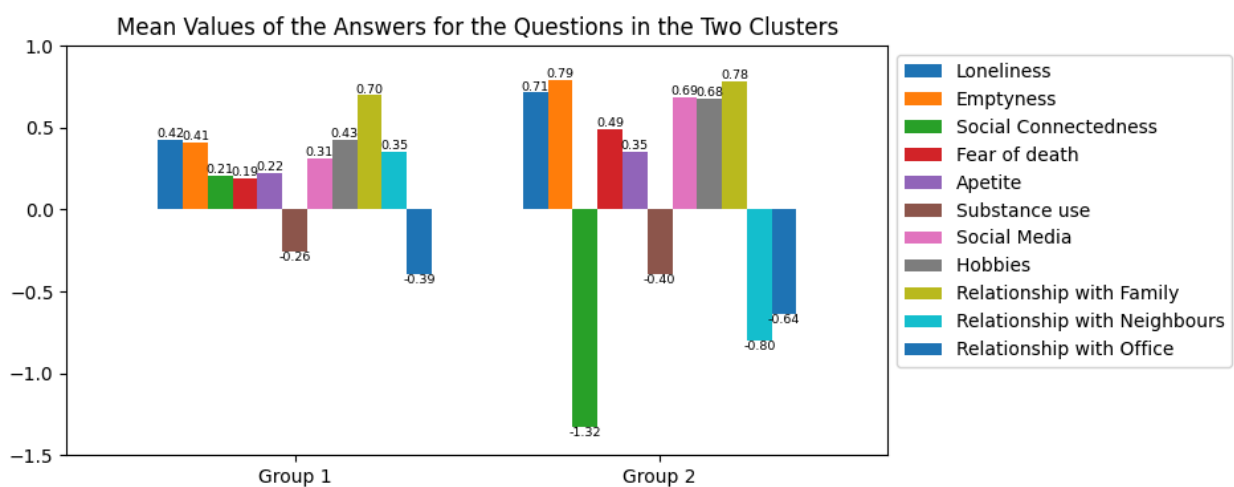


Fig. 08: Mean Values of the Answers of the Two Clusters for the Questions in the Processed Dataset



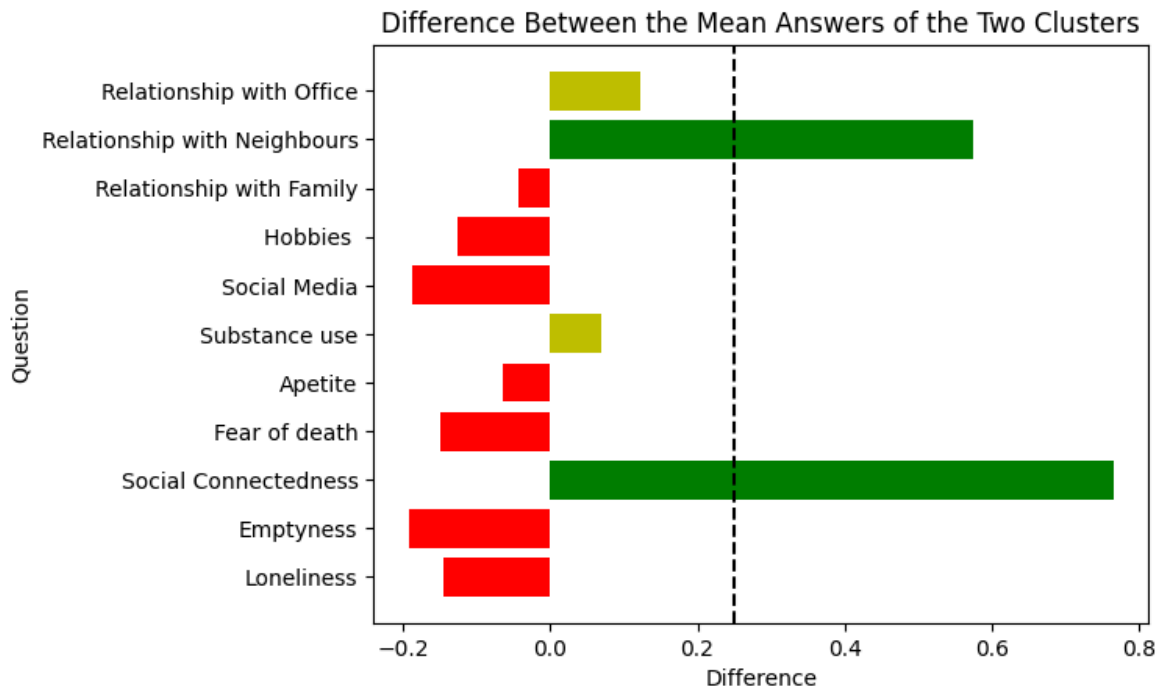


Fig. 09: Difference Between the Mean Answer Values of the Two Clusters (values have been scaled into the range of [-1, +1]). Green Represents Items with more than 0.25 Difference (regardless of the sign), Red represents Negative Values Less than 0.25, and Yellow Represents the Positive Instances Less than 0.25 (Dashed Line in Black shows the 0.25 Margin).

## Conclusion

The study reveals that the psychological impact of the COVID-19 pandemic in Sri Lanka was heavily influenced by the nature of social connectedness and coping mechanisms adopted during periods of lockdown and isolation. Through factor analysis and unsupervised clustering, two distinct groups were identified. Examining the responses of the individuals categorized into these two groups, those who relied on interpersonal relationships to maintain mental well-being were termed as “Outgoing” and those who were more self-sufficient and preferred minimal interactions were termed “Reserved”. Another key observation of the factor analysis is that the population did not view social media as a means of peer interaction or maintaining human connections, but rather as a coping mechanism. Most participants perceived social media primarily as a source of entertainment, rather than a tool for sustaining interpersonal relationships, even during self-isolation.

As demonstrated in this study, in future scenarios involving prolonged isolation or similar pandemic circumstances, the mental well-being of individuals may be significantly influenced by their social tendencies depending on whether they are more reserved or outgoing. Using these results, stakeholders responsible for mental health, including but not limited to government agencies, policymakers, and counselling practitioners can draw valuable insights to better tackle issues that may arise in the future. This research can serve as a guide to inform and refine their strategies, ensuring more targeted and effective mental health support during such challenging times. Additionally, this

work offers guidance for future, in-depth research attracting additional validation from larger academic and policy-making communities.

### **Conflict of Interest**

The authors declare that the research was conducted in the absence of any commercial or financial relationships that could be construed as a potential conflict of interest.

### **Ethics Statement**

- Ethical approval

The ethical clearance for this study was obtained from the Ethical Review Committee, Faculty of Arts of the University which this study was conducted, with the support of its Department of Sociology. Administrative clearance was obtained by the Ministry of Home Affairs of Sri Lanka, relevant Divisional Secretariate (DS) offices, and relevant Grama Niladari (GN) offices.

- Informed consent

Informed verbal and written consent were obtained from all the participants. Voluntary participation was ensured. Privacy and confidentiality of data were maintained during each step of data collection, adhering to standard practices and protocols.

### **Author Contributions**

IT, TF, and IM were responsible for writing the original draft, data curation, literature review, conceptualization, and designing the methodology, with each also involved in formal analysis and editing. RG, VH, and PE provided critical oversight by contributing to the conceptualization, designing the methodology, and supervising the study, as well as reviewing the work. RT, AR, and JE focused on supervision and reviewing, with JE also managing project administration. All authors actively participated in editing and refining the manuscript, ensuring the study's overall integrity and quality.

### **References**

- Epidemiology Unit (n.d.). Available at: <https://www.epid.gov.lk/epidemiological-summary> (Accessed July 3, 2024).

Abbas, J., Wang, D., Su, Z., and Ziapour, A. (2021). The role of social media in the advent of covid-19 pandemic: Crisis management, mental health challenges and implications. *Risk Manag Healthc Policy* 14, 1917–1932. doi: 10.2147/RMHP.S284313

ACAR GÜVENDİR, M., and ÖZER ÖZKAN, Y. (2022). Item Removal Strategies Conducted in Exploratory Factor Analysis: A Comparative Study. *International Journal of Assessment Tools in Education* 9, 165–180. doi: 10.21449/ijate.827950

Adnan, M., Bilal Nawaz, M., Shahid, R., and Khan, M. (n.d.). Predictors of Fake News Sharing on Social Media during COVID-19 in South Asia: Evidence from Pakistan.

- Agberotimi, S. F., Akinsola, O. S., Oguntayo, R., and Olaseni, A. O. (2020). Interactions Between Socioeconomic Status and Mental Health Outcomes in the Nigerian Context Amid COVID-19 Pandemic: A Comparative Study. *Front Psychol* 11. doi: 10.3389/fpsyg.2020.559819
- Aggarwal, K., Singh, S. K., Chopra, M., and Kumar, S. (2022). "Role of Social Media in the COVID-19 Pandemic," 91–115. doi: 10.4018/978-1-7998-8413-2.ch004
- Akuratiya, A. D., and Akuratiya, D. A. (2021). The Effect of Social Media on Spreading Fear and Panic during COVID-19 Pandemic in Sri Lanka. Available at: [www.rsisinternational.org](http://www.rsisinternational.org)
- Almeida, V., Barrios, S., Christl, M., De Poli, S., Tumino, A., and van der Wielen, W. (2021). The impact of COVID-19 on households' income in the EU. *J Econ Inequal* 19, 413–431. doi: 10.1007/s10888-021-09485-8
- Alonzo, D., Popescu, M., and Zubaroglu Ioannides, P. (2021). Mental health impact of the Covid-19 pandemic on parents in high-risk, low income communities. <https://doi.org/10.1177/0020764021991896> 68, 575–581. doi: 10.1177/0020764021991896
- Al-Tammemi, A. B., Akour, A., and Alfalah, L. (2020). Is It Just About Physical Health? An Online Cross-Sectional Study Exploring the Psychological Distress Among University Students in Jordan in the Midst of COVID-19 Pandemic. *Front Psychol* 11. doi: 10.3389/fpsyg.2020.562213
- Apuke, O. D., and Omar, B. (2021). Fake news and COVID-19: modelling the predictors of fake news sharing among social media users. *Telematics and Informatics* 56. doi: 10.1016/j.tele.2020.101475
- Athapathu, A., Navaratnam, D., Doluweera, M., and Liyanage, G. (2022). Child emotional and behavioral difficulties and parent stress during COVID-19 lockdown in Sri Lankan families. *PLoS One* 17. doi: 10.1371/journal.pone.0271757
- Baminiwatta, A., Dayabandara, M., De Silva, J., Gadambanathan, T., Ginige, P., Premarathne, I., et al. (2022). Perceived Impact of the COVID-19 Pandemic on Psychiatric Training Among Final-Year Medical Undergraduates in Sri Lanka: an Online Survey of Students from Eight Universities. *Academic Psychiatry* 46, 729–734. doi: 10.1007/s40596-022-01667-4
- Banerjee, D., Vaishnav, M., Sathyanarayana Rao, T. S., Raju, M. S. V. K., Dalal, P. K., Javed, A., et al. (2020). Impact of the COVID-19 pandemic on psychosocial health and well-being in South-Asian (World Psychiatric Association zone 16) countries: A systematic and advocacy review from the Indian Psychiatric Society. *Indian J Psychiatry* 62, S343–S353. doi: 10.4103/psychiatry.IndianJPsychiatry\_1002\_20
- Bavel, J. J. Van, Baicker, K., Boggio, P. S., Capraro, V., Cichocka, A., Cikara, M., et al. (2020). Using social and behavioural science to support COVID-19 pandemic response. *Nat Hum Behav* 4, 460–471. doi: 10.1038/s41562-020-0884-z

- Bellis, P., Trabucchi, D., Buganza, T., and Verganti, R. (2020). How do human relationships change in the digital environment after COVID-19 pandemic? The road towards agility. *European Journal of Innovation Management* 25, 821–849. doi: 10.1108/EJIM-02-2022-0093/FULL/PDF
- Bhattacharya, C., Chowdhury, D., Ahmed, N., Özgür, S., Bhattacharya, B., Mridha, S. K., et al. (2021). The nature, cause and consequence of COVID-19 panic among social media users in India. *Soc Netw Anal Min* 11. doi: 10.1007/s13278-021-00750-2
- Brewer, M., and Gardiner, L. (2020). The initial impact of COVID-19 and policy responses on household incomes. *Oxf Rev Econ Policy* 36, S187–S199. doi: 10.1093/oxrep/graa024
- Buecker, S., and Horstmann, K. T. (2022). Loneliness and Social Isolation During the COVID-19 Pandemic. <https://doi.org/10.1027/1016-9040/a000453> 26, 272–284. doi: 10.1027/1016-9040/A000453
- Carpio-Arias, T. V., Piedra-Andrade, J. S., Nicolalde-Cifuentes, T. M., Padilla-Samaniego, M. V., Tapia-Veloz, E. C., and Vinueza-Veloz, M. F. (2022). Mobility restrictions and mental health among young adults during the COVID-19 pandemic in Ecuador. *Gac Sanit* 36, 512–519. doi: 10.1016/j.gaceta.2021.12.008
- Cauberghe, V., Van Wesenbeeck, I., De Jans, S., Hudders, L., and Ponnet, K. (2021). How Adolescents Use Social Media to Cope with Feelings of Loneliness and Anxiety During COVID-19 Lockdown. <https://home.liebertpub.com/cyber> 24, 250–257. doi: 10.1089/CYBER.2020.0478
- Chen, C. C. (2021). Psychological tolls of COVID-19 on industry employees. *Ann Tour Res* 89, 103080. doi: 10.1016/J.ANNALS.2020.103080
- Chinna, K., Sundarasan, S., Khoshaim, H. B., Kamaludin, K., Nurunnabi, M., Baloch, G. M., et al. (2021). Psychological impact of COVID-19 and lock down measures: An online cross-sectional multicounty study on Asian university students. *PLoS One* 16. doi: 10.1371/journal.pone.0253059
- Cooper, K., Hards, E., Moltrecht, B., Reynolds, S., Shum, A., McElroy, E., et al. (2021). Loneliness, social relationships, and mental health in adolescents during the COVID-19 pandemic. *J Affect Disord* 289, 98–104. doi: 10.1016/j.jad.2021.04.016
- Copeland, W. E., McGinnis, E., Bai, Y., Adams, Z., Nardone, H., Devadanam, V., et al. (2021). Impact of COVID-19 Pandemic on College Student Mental Health and Wellness. Available at: [www.jaacap.org](http://www.jaacap.org)
- COVID-19 cases | WHO COVID-19 dashboard (n.d.). Available at: <https://data.who.int/dashboards/covid19/cases?n=c> (Accessed July 3, 2024).
- COVID-19 deaths | WHO COVID-19 dashboard (n.d.). Available at: <https://data.who.int/dashboards/covid19/deaths?n=c> (Accessed July 3, 2024).

de Sousa Júnior, G. M., Tavares, V. D. de O., de Meiroz Grilo, M. L. P., Coelho, M. L. G., Lima-Araújo, G. L. de, Schuch, F. B., et al. (2021). Mental Health in COVID-19 Pandemic: A Meta-Review of Prevalence Meta-Analyses. *Front Psychol* 12, 703838. doi: 10.3389/FPSYG.2021.703838/BIBTEX

Depression and other common mental disorders: global health estimates (n.d.). Available at: <https://iris.who.int/handle/10665/254610> (Accessed July 3, 2024).

Dhahri, A. A., Arain, S. Y., Memon, A. M., Rao, A., and Mian, M. A. (2020). "The psychological impact of COVID-19 on medical education of final year students in Pakistan: A cross-sectional study." *Annals of Medicine and Surgery* 60, 445–450. doi: 10.1016/j.amsu.2020.11.025

Drouin, M., McDaniel, B. T., Pater, J., and Toscos, T. (2020). How Parents and Their Children Used Social Media and Technology at the Beginning of the COVID-19 Pandemic and Associations with Anxiety. <https://home.liebertpub.com/cyber> 23, 727–736. doi: 10.1089/CYBER.2020.0284

Eden, A. L., Johnson, B. K., Reinecke, L., and Grady, S. M. (2020). Media for Coping During COVID-19 Social Distancing: Stress, Anxiety, and Psychological Well-Being. *Front Psychol* 11, 577639. doi: 10.3389/FPSYG.2020.577639/BIBTEX

El Refae, G. A., Kaba, A., and Eletter, S. (2021). Distance learning during COVID-19 pandemic: satisfaction, opportunities and challenges as perceived by faculty members and students. *Interactive Technology and Smart Education* 18, 298–318. doi: 10.1108/ITSE-08-2020-0128

Ernst, M., Niederer, D., Werner, A. M., Czaja, S. J., Mikton, C., Ong, A. D., et al. (2022). Loneliness Before and During the COVID-19 Pandemic: A Systematic Review With Meta-Analysis. *American Psychologist* 77, 660–677. doi: 10.1037/AMP0001005

Faisal, R. A., Jobe, M. C., Ahmed, O., and Sharker, T. (2022). Mental Health Status, Anxiety, and Depression Levels of Bangladeshi University Students During the COVID-19 Pandemic. *Int J Ment Health Addict* 20, 1500–1515. doi: 10.1007/s11469-020-00458-y

Ferrucci, R., Aversa, A., Marino, D., Reitano, M. R., Ruggiero, F., Mameli, F., et al. (2020). Psychological Impact During the First Outbreak of COVID-19 in Italy. *Front Psychiatry* 11. doi: 10.3389/fpsy.2020.559266

Ghanayem, L. K., Shannon, H., Khodr, L., McQuaid, R. J., and Hellemans, K. G. C. (2024). Lonely and scrolling during the COVID-19 pandemic: understanding the problematic social media use and mental health link among university students. *Front Psychiatry* 15. doi: 10.3389/fpsy.2024.1247807

Giusti, E. M., Pedroli, E., D'Aniello, G. E., Stramba Badiale, C., Pietrabissa, G., Manna, C., et al. (2020). The Psychological Impact of the COVID-19 Outbreak on Health Professionals: A Cross-Sectional Study. *Front Psychol* 11, 567443. doi: 10.3389/FPSYG.2020.01684/BIBTEX

- González-Padilla, D. A., and Tortolero-Blanco, L. (2020). Social media influence in the COVID-19 pandemic. *International Braz J Urol* 46, 120–124. doi: 10.1590/S1677-5538.IBJU.2020.S121
- Goodwin, R., Hou, W. K., Sun, S., and Ben-Ezra, M. (2020). Quarantine, distress and interpersonal relationships during COVID-19. *Gen Psychiatr* 33, 100385. doi: 10.1136/GPSYCH-2020-100385
- Gray, N. S., O'Connor, C., Knowles, J., Pink, J., Simkiss, N. J., Williams, S. D., et al. (2020). The Influence of the COVID-19 Pandemic on Mental Well-Being and Psychological Distress: Impact Upon a Single Country. *Front Psychiatry* 11, 594115. doi: 10.3389/FPSYT.2020.594115/BIBTEX
- Grover, S., Sahoo, S., Mehra, A., Avasthi, A., Tripathi, A., Subramanyan, A., et al. (2020). Psychological impact of COVID-19 lockdown: An online survey from India. *Indian J Psychiatry* 62, 354–362. doi: 10.4103/psychiatry.IndianJPsychiatry\_427\_20
- Gundogan, S., and Arpaci, I. (2024). Depression as a mediator between fear of COVID-19 and death anxiety. *Current Psychology* 43, 12990–12997. doi: 10.1007/S12144-022-03120-Z/FIGURES/1
- Gurajena, C., Mbunge, E., and Fashoto, S. G. (n.d.). Teaching and Learning in the new normal: opportunities and challenges of Distance Learning amid COVID-19 pandemic. Available at: <https://ssrn.com/abstract=3765509>
- Hou, D. (2023). "Constructing and Realizing a Model of College Students' Learning Engagement Strategy Based on Factor Analysis," in *Proceedings of the 2nd International Conference on Internet, Education and Information Technology (IEIT 2022)*, (Dordrecht: Atlantis Press International BV), 390–397. doi: 10.2991/978-94-6463-058-9\_64
- Ikotun, A. M., Ezugwu, A. E., Abualigah, L., Abuhaija, B., and Heming, J. (2023). K-means clustering algorithms: A comprehensive review, variants analysis, and advances in the era of big data. *Inf Sci (N Y)* 622, 178–210. doi: 10.1016/j.ins.2022.11.139
- Ilangarathna, G. A., Ramanayake, L., Senarath, N., Ranasinghe, Y., Weligampola, H., Dedunupitiya, W., et al. (2024). A dataset on the socioeconomic and behavioural impacts in Sri Lanka through multiple waves of COVID-19. *Data Brief* 53, 110063. doi: 10.1016/j.dib.2024.110063
- Ilangarathna, G. A., Ramanayake, L., Senarath, N., Ranasinghe, Y., Weligampola, H., Wijesiri, T., et al. (2023). Socioeconomic Impact of COVID-19 during three pandemic waves. doi: 10.7910/DVN/CXMJSM
- Ingusci, E., Signore, F., Giancaspro, M. L., Manuti, A., Molino, M., Russo, V., et al. (2021). Workload, Techno Overload, and Behavioral Stress During COVID-19 Emergency: The Role of Job Crafting in Remote Workers. *Front Psychol* 12, 655148. doi: 10.3389/FPSYG.2021.655148/BIBTEX

- Islam, M. S., Sujan, M. S. H., Tasnim, R., Sikder, M. T., Potenza, M. N., and van Os, J. (2020). Psychological responses during the COVID-19 outbreak among university students in Bangladesh. *PLoS One* 15, e0245083. doi: 10.1371/journal.pone.0245083
- Jayarathne, K. D. V. S., and Wijesinghe, M. S. D. (2023). Coping mechanisms for emotional distress due to COVID-19 pandemic among young adults between 18 to 25 years in Sri Lanka: A cross-sectional online survey. *Asian J Psychiatr* 83. doi: 10.1016/j.ajp.2023.103501
- Jinasena, S. J., and N' Weerasinghe, P. (n.d.). The Usage of Social Media during COVID-19 Lockdown Period of 2020 in Sri Lanka.
- Kang, S. E., Park, C., Lee, C. K., and Lee, S. (2021). The Stress-Induced Impact of COVID-19 on Tourism and Hospitality Workers. *Sustainability* 2021, Vol. 13, Page 1327 13, 1327. doi: 10.3390/SU13031327
- Kaushani, T. H. M., and Weeratunga, E. B. (2023). Psychological disturbances encountered by selected undergraduates studying at the University of Ruhuna, Sri Lanka during the Covid-19 pandemic: a cross-sectional study. *Sci Rep* 13. doi: 10.1038/s41598-023-47950-8
- Khan, A. H., Sultana, M. S., Hossain, S., Hasan, M. T., Ahmed, H. U., and Sikder, M. T. (2020). The impact of COVID-19 pandemic on mental health & wellbeing among home-quarantined Bangladeshi students: A cross-sectional pilot study. *J Affect Disord* 277, 121–128. doi: 10.1016/j.jad.2020.07.135
- Kikuchi, H., Machida, M., Nakamura, I., Saito, R., Odagiri, Y., Kojima, T., et al. (2021). Development of severe psychological distress among low-income individuals during the COVID-19 pandemic: longitudinal study. *BJPsych Open* 7, e50. doi: 10.1192/BJO.2021.5
- Kniffin, K. M., Narayanan, J., Anseel, F., Antonakis, J., Ashford, S. P., Bakker, A. B., et al. (2021). COVID-19 and the workplace: Implications, issues, and insights for future research and action. *American Psychologist* 76, 63–77. doi: 10.1037/AMP0000716
- Kola, L., Kohrt, B. A., Hanlon, C., Naslund, J. A., Sikander, S., Balaji, M., et al. (2021). COVID-19 mental health impact and responses in low-income and middle-income countries: reimagining global mental health. *Lancet Psychiatry* 8, 535–550. doi: 10.1016/S2215-0366(21)00025-0
- Kontoangelos, K., Economou, M., and Papageorgiou, C. (2020). Mental Health Effects of COVID-19 Pandemia: A Review of Clinical and Psychological Traits. *Psychiatry Investig* 17, 491. doi: 10.30773/PI.2020.0161
- Kotozaki, Y., Manmohan Galagali, P., and Maftai, A. (n.d.). Social media use as a coping mechanism during the COVID-19 pandemic: A multidimensional perspective on adolescents' well-being.
- Krishna, K., and Narasimha Murty, M. (1999). Genetic K-means algorithm. *IEEE Transactions on Systems, Man and Cybernetics, Part B (Cybernetics)* 29, 433–439. doi: 10.1109/3477.764879

- Kroencke, L., Geukes, K., Utesch, T., Kuper, N., and Back, M. D. (2020). Neuroticism and emotional risk during the COVID-19 pandemic. *J Res Pers* 89, 104038. doi: 10.1016/J.JRP.2020.104038
- Labib, S. M., Browning, M. H. E. M., Rigolon, A., Helbich, M., and James, P. (2022). Nature's contributions in coping with a pandemic in the 21st century: A narrative review of evidence during COVID-19. *Science of The Total Environment* 833, 155095. doi: 10.1016/J.SCITOTENV.2022.155095
- Lakmini, B., and Jayathunga, N. (2023). Psychological Impact of Online Education on University Students during the Covid-19 Pandemic: A Case study on ESL Undergraduates at Sabaragamuwa University of Sri Lanka. *Asian Review of Social Sciences* 12, 22–31. doi: 10.51983/arss-2023.12.2.3520
- Lelisho, M. E., Pandey, D., Alemu, B. D., Pandey, B. K., and Tareke, S. A. (2023). The Negative Impact of Social Media during COVID-19 Pandemic. *Trends in Psychology* 31, 123–142. doi: 10.1007/s43076-022-00192-5
- Liang, L., Ren, H., Cao, R., Hu, Y., Qin, Z., Li, C., et al. (2020a). The Effect of COVID-19 on Youth Mental Health. *Psychiatric Quarterly* 91, 841–852. doi: 10.1007/s11126-020-09744-3
- Liang, S. W., Chen, R. N., Liu, L. L., Li, X. G., Chen, J. Bin, Tang, S. Y., et al. (2020b). The Psychological Impact of the COVID-19 Epidemic on Guangdong College Students: The Difference Between Seeking and Not Seeking Psychological Help. *Front Psychol* 11, 562031. doi: 10.3389/FPSYG.2020.02231/BIBTEX
- Lin, W., Shao, Y., Li, G., Guo, Y., and Zhan, X. (2021). The psychological implications of COVID-19 on employee job insecurity and its consequences: The mitigating role of organization adaptive practices. *J Appl Psychol* 106, 317–329. doi: 10.1037/APL0000896
- Long, E., Patterson, S., Maxwell, K., Blake, C., Pérez, R. B., Lewis, R., et al. (2022). COVID-19 pandemic and its impact on social relationships and health. *J Epidemiol Community Health* (1978) 76, 128–132. doi: 10.1136/jech-2021-216690
- Lonska, J., Mietule, I., Litavniece, L., Arbidane, I., Vanadzins, I., Matisane, L., et al. (2021). Work–Life Balance of the Employed Population During the Emergency Situation of COVID-19 in Latvia. *Front Psychol* 12. doi: 10.3389/fpsyg.2021.682459
- Madhusanka, A., Jayasuriya, N., Ravishanka, M., Pothupitiya, S., Weeraratna, R., and Dunuwila, V. (2021). FACTORS AFFECTING THE LEVEL OF STRESS AMONG UNDERGRADUATES IN SRI LANKA WITH SPECIAL REFERENCE TO COVID-19.
- Maftai, A., Merlici, I. A., and Dănilă, O. (2023). Social media use as a coping mechanism during the COVID-19 pandemic: A multidimensional perspective on adolescents' well-being. *Front Public Health* 10, 1062688. doi: 10.3389/FPUBH.2022.1062688/BIBTEX



- Marciano, L., Ostroumova, M., Schulz, P. J., and Camerini, A. L. (2022). Digital Media Use and Adolescents' Mental Health During the Covid-19 Pandemic: A Systematic Review and Meta-Analysis. *Front Public Health* 9. doi: 10.3389/fpubh.2021.793868
- Mehl, M. R., Vazire, S., Holleran, S. E., and Clark, C. S. (2010). Eavesdropping on happiness: Well-being is related to having less small talk and more substantive conversations. *Psychol Sci* 21, 539–541. doi: 10.1177/0956797610362675/SUPPL\_FILE/MEHLFIGS1.PDF
- Mia, M. A., and Griffiths, M. D. (2022). Can South Asian Countries Cope with the Mental Health Crisis Associated with COVID-19? *Int J Ment Health Addict* 20, 1923–1932. doi: 10.1007/s11469-021-00491-5
- Miller, T. W. (2007). Trauma, Change, and Psychological Health in the 21st Century. *American Psychologist* 62, 889–898. doi: 10.1037/0003-066X.62.8.889
- Mishra, J., Samanta, P., Panigrahi, A., Dash, K., Behera, M. R., and Das, R. (2023). Mental Health Status, Coping Strategies During Covid-19 Pandemic Among Undergraduate Students of Healthcare Profession. *Int J Ment Health Addict* 21, 562–574. doi: 10.1007/s11469-021-00611-1
- Momenimovahed, Z., Salehiniya, H., Hadavandsiri, F., Allahqoli, L., Günther, V., and Alkatout, I. (2021). Psychological Distress Among Cancer Patients During COVID-19 Pandemic in the World: A Systematic Review. *Front Psychol* 12, 682154. doi: 10.3389/FPSYG.2021.682154/BIBTEX
- Mullenburg, L. Y., and Berge, Z. L. (2005). Student barriers to online learning: A factor analytic study. *Distance Education* 26, 29–48. doi: 10.1080/01587910500081269
- Nitschke, J. P., Forbes, P. A. G., Ali, N., Cutler, J., Apps, M. A. J., Lockwood, P. L., et al. (2021). Resilience during uncertainty? Greater social connectedness during COVID-19 lockdown is associated with reduced distress and fatigue. *Br J Health Psychol* 26, 553–569. doi: 10.1111/bjhp.12485
- Okabe-Miyamoto, K., Folk, D., Lyubomirsky, S., and Dunn, E. W. (2021). Changes in social connection during COVID-19 social distancing: It's not (household) size that matters, it's who you're with. *PLoS One* 16. doi: 10.1371/journal.pone.0245009
- Orgilés, M., Morales, A., Delvecchio, E., Mazzeschi, C., and Espada, J. P. (2020). Immediate Psychological Effects of the COVID-19 Quarantine in Youth From Italy and Spain. *Front Psychol* 11. doi: 10.3389/fpsyg.2020.579038
- Orsolini, L., Volpe, U., Albert, U., Carmassi, C., Carrà, G., Cirulli, F., et al. (2022). Use of social network as a coping strategy for depression among young people during the COVID-19 lockdown: findings from the COMET collaborative study. *Ann Gen Psychiatry* 21. doi: 10.1186/s12991-022-00419-w

- Ostic, D., Qalati, S. A., Barbosa, B., Shah, S. M. M., Galvan Vela, E., Herzallah, A. M., et al. (2021). Effects of Social Media Use on Psychological Well-Being: A Mediated Model. *Front Psychol* 12. doi: 10.3389/fpsyg.2021.678766
- Padrón, I., Fraga, I., Vieitez, L., Montes, C., and Romero, E. (2021). A Study on the Psychological Wound of COVID-19 in University Students. *Front Psychol* 12, 589927. doi: 10.3389/FPSYG.2021.589927/BIBTEX
- Pancani, L., Marinucci, M., Aureli, N., and Riva, P. (2021). Forced Social Isolation and Mental Health: A Study on 1,006 Italians Under COVID-19 Lockdown. *Front Psychol* 12. doi: 10.3389/fpsyg.2021.663799
- Pandey, V., Astha, A., Mishra, N., Greeshma, R., Lakshmana, G., Jeyavel, S., et al. (2021). Do Social Connections and Digital Technologies Act as Social Cure During COVID-19? *Front Psychol* 12. doi: 10.3389/fpsyg.2021.634621
- Pandya, A., and Lodha, P. (2021). Social Connectedness, Excessive Screen Time During COVID-19 and Mental Health: A Review of Current Evidence. *Frontiers in Human Dynamics* 3. doi: 10.3389/fhumd.2021.684137
- Pedrosa, A. L., Bitencourt, L., Fróes, A. C. F., Cazumbá, M. L. B., Campos, R. G. B., de Brito, S. B. C. S., et al. (2020). Emotional, Behavioral, and Psychological Impact of the COVID-19 Pandemic. *Front Psychol* 11, 566212. doi: 10.3389/FPSYG.2020.566212/BIBTEX
- Perera, B., Wickramarachchi, B., Samanmalie, C., and Hettiarachchi, M. (2021). Psychological experiences of healthcare professionals in Sri Lanka during COVID-19. *BMC Psychol* 9. doi: 10.1186/s40359-021-00526-5
- Pérez-Mengual, N., Aragonés-Barbera, I., Moret-Tatay, C., and Moliner-Albero, A. R. (2021). The Relationship of Fear of Death Between Neuroticism and Anxiety During the Covid-19 Pandemic. *Front Psychiatry* 12, 648498. doi: 10.3389/FPSYT.2021.648498/BIBTEX
- Phungsoonthorn, T., and Charoensukmongkol, P. (2022). How does mindfulness help university employees cope with emotional exhaustion during the COVID-19 crisis? The mediating role of psychological hardiness and the moderating effect of workload. *Scand J Psychol* 63, 449–461. doi: 10.1111/SJOP.12826
- Positive and negative impact of social media in the COVID-19 era (2020). *Rev Cardiovasc Med* 21, 561. doi: 10.31083/j.rcm.2020.04.195
- Power, E., Hughes, S., Cotter, D., and Cannon, M. (2020). Youth mental health in the time of COVID-19. *Ir J Psychol Med* 37, 301–305. doi: 10.1017/ipm.2020.84
- Qin, X., Dai, W., Jiao, P., Wang, W., and Yuan, N. (2016). A multi-similarity spectral clustering method for community detection in dynamic networks. *Sci Rep* 6, 31454. doi: 10.1038/srep31454

- Raj, R., Koyalada, S., Kumar, A., Kumari, S., Pani, P., Nishant, et al. (2020). Psychological impact of the COVID-19 pandemic on healthcare workers in India: An observational study. *J Family Med Prim Care* 9, 5921. doi: 10.4103/jfmprc.jfmprc\_1217\_20
- Rehman, A., Diah, N. M., and Bakhtawar, N. (2021). Global Experiences of Physical Distancing, Social Connectedness and Social Detachment in COVID-19 Pandemic. Article Accepted. Available at: [www.psychologyandeducation.net](http://www.psychologyandeducation.net)
- Rodríguez-Rey, R., Garrido-Hernansaiz, H., and Collado, S. (2020). Psychological Impact and Associated Factors During the Initial Stage of the Coronavirus (COVID-19) Pandemic Among the General Population in Spain. *Front Psychol* 11. doi: 10.3389/fpsyg.2020.01540
- Rohanachandra, Y. M. M., Alles, P. S., Amarakoon, L., and Prathapan, S. (2021). Psychological impact and coping strategies of medical students during university closure due to COVID-19 in a state university in Sri Lanka. *Sri Lanka Journal of Psychiatry* 12, 4–9. doi: 10.4038/slpsyc.v12i2.8287
- Rupasinghe, R. A. A., Senanayake, S. G. M. P., Padmasiri, D. A., Ekanayake, M. P. B., Godaliyadda, G. M. R. I., and Wijayakulasooriya, J. V. (2016). Modes of clustering for motion pattern analysis in video surveillance., in *2016 IEEE International Conference on Information and Automation for Sustainability (ICIAFS)*, (IEEE), 1–6. doi: 10.1109/ICIAFS.2016.7946550
- Saladino, V., Algeri, D., and Auriemma, V. (2020). The Psychological and Social Impact of Covid-19: New Perspectives of Well-Being. *Front Psychol* 11, 577684. doi: 10.3389/FPSYG.2020.577684/BIBTEX
- Salman, M., Asif, N., Mustafa, Z. U., Khan, T. M., Shehzadi, N., Tahir, H., et al. (2022). Psychological Impairment and Coping Strategies during the COVID-19 Pandemic among Students in Pakistan: A Cross-Sectional Analysis. *Disaster Med Public Health Prep* 16, 920–926. doi: 10.1017/dmp.2020.397
- Sandesh, R., Shahid, W., Dev, K., Mandhan, N., Shankar, P., Shaikh, A., et al. (2020). Impact of COVID-19 on the Mental Health of Healthcare Professionals in Pakistan. *Cureus*. doi: 10.7759/cureus.8974
- Scala, A., Flori, A., Spelta, A., Brugnoli, E., Cinelli, M., Quattrociocchi, W., et al. (2020). Time, space and social interactions: exit mechanisms for the Covid-19 epidemics. *Scientific Reports* 2020 10:1 10, 1–12. doi: 10.1038/s41598-020-70631-9
- Social Media as a Coping Mechanism during COVID-19 and Anxiety re-entering Social Situations (n.d.).
- Sun, P., Wang, M., Song, T., Wu, Y., Luo, J., Chen, L., et al. (2021). The Psychological Impact of COVID-19 Pandemic on Health Care Workers: A Systematic Review and Meta-Analysis. *Front Psychol* 12, 626547. doi: 10.3389/FPSYG.2021.626547/BIBTEX

- Thilakasiri, I., Senarath, N., Ilangarathna, G., Samarakoon, B., Ramanayake, L., Godaliyadda, R., et al. (2023). Family income does not necessarily lead to a holistic e-learning experience during COVID-19: A study in Sri Lanka. doi: 10.21203/RS.3.RS-3432254/V1
- Udayanga, L., Perera, A., and Dissanayaka, L. (2022). COVID-19-induced anxiety, depression and stress among healthcare professionals in Sri Lanka. *Asian Pac J Trop Med* 15, 485–495. doi: 10.4103/1995-7645.361854
- Valeria Carpio-Arias, T., Piedra, S., Marcelo Nicolalde-Cifuentes, T., Carolina Mogrovejo-Arias, D., Victoria Padilla-Samaniego, M., Carolina Tapia-Veloz, E., et al. (n.d.). Effects of mobility restrictions on mental health among young adults in the context of COVID-19 pandemic. A cross-sectional study. doi: 10.21203/rs.3.rs-279518/v2
- van Dam, A., Dekker, M., Morales-Castilla, I., Rodríguez, M. Á., Wichmann, D., and Baudena, M. (2021). Correspondence analysis, spectral clustering and graph embedding: applications to ecology and economic complexity. *Sci Rep* 11, 8926. doi: 10.1038/s41598-021-87971-9
- Watson, R., and Thompson, D. R. (2006). Use of factor analysis in *Journal of Advanced Nursing* : literature review. *J Adv Nurs* 55, 330–341. doi: 10.1111/j.1365-2648.2006.03915.x
- Wetzel, A. P. (2012). Factor Analysis Methods and Validity Evidence. *Academic Medicine* 87, 1060–1069. doi: 10.1097/ACM.0b013e31825d305d
- Widnall, E., Winstone, L., Plackett, R., Adams, E. A., Haworth, C. M. A., Mars, B., et al. (2022). Impact of School and Peer Connectedness on Adolescent Mental Health and Well-Being Outcomes during the COVID-19 Pandemic: A Longitudinal Panel Survey. *Int J Environ Res Public Health* 19. doi: 10.3390/ijerph19116768
- Wu, T., Jia, X., Shi, H., Niu, J., Yin, X., Xie, J., et al. (2021). Prevalence of mental health problems during the COVID-19 pandemic: A systematic review and meta-analysis. *J Affect Disord* 281, 91–98. doi: 10.1016/J.JAD.2020.11.117
- Zhao, N., and Zhou, G. (2021). COVID-19 Stress and Addictive Social Media Use (SMU): Mediating Role of Active Use and Social Media Flow. *Front Psychiatry* 12, 635546. doi: 10.3389/FPSYT.2021.635546/BIBTEX