

Implementation of neural network operators with applications to remote sensing data

Danilo Costarelli and Michele Piconi

Department of Mathematics and Computer Science

University of Perugia

1, Via Vanvitelli, 06123 Perugia, Italy

danilo.costarelli@unipg.it - michele.piconi@unipg.it

Abstract

In this paper, we provide two algorithms based on the theory of multidimensional neural network (NN) operators activated by hyperbolic tangent sigmoidal functions. Theoretical results are recalled to justify the performance of the here implemented algorithms. Specifically, the first algorithm models multidimensional signals (such as digital images), while the second one addresses the problem of rescaling and enhancement of the considered data. We discuss several applications of the NN-based algorithms for modeling and rescaling/enhancement remote sensing data (represented as images), with numerical experiments conducted on a selection of remote sensing (RS) images from the (open access) RETINA dataset. A comparison with classical interpolation methods, such as bilinear and bicubic interpolation, shows that the proposed algorithms outperform the others, particularly in terms of the Structural Similarity Index (SSIM).

AMS 2010 Mathematics Subject Classification: 65-04, 41A25, 41A05

Key words and phrases: Neural Network operators, approximation results, modeling of remote sensing data, data reconstruction, SSIM, PSNR

1 Introduction

Artificial neural networks (NNs), inspired by the structure and function of the human brain, were first conceptualized in the early 20th century. They are composed of layers of interconnected nodes, each simulating the behavior of a biological neuron, allowing for the representation and processing of complex patterns. Since their introduction, NNs have become a turning point in artificial intelligence and machine learning, with applications ranging from natural language processing and computer vision to more theoretical disciplines such as Approximation Theory and Numerical Analysis (see, e.g., [21, 20, 13, 14, 23, 4, 31, 34, 36, 37, 30, 15, 33]).

An important property of NNs lies in their ability to approximate functions, opening the way for many practical applications [2, 3, 11, 29, 18]. Cybenko's pioneer result [24] showed the approximation capability of single-layer NNs with sigmoidal activation functions, generating an important subsequent scientific interest. Since this work employed non-constructive tools from Functional Analysis, the necessity arose to develop more constructive methods, such as the study of neural network (NN) operators, which have roots in positive linear operators and Approximation Theory.

In this framework, the early contribution by Cardaliaguet and Euvard [8] introduced operators with bell-shaped activation functions, establishing the groundwork for further generalizations. These advancements have been crucial for addressing practical challenges in applications, requiring the property of approximating even not necessarily continuous functions, which model the most of real-world signals.

In this paper, we deal with a family of multidimensional NN operators of Kantorovich type (see equation (4) below, for the definition), introduced in [22] as a generalization of the classic

NN operators. Working in a multidimensional setting allows the application of theoretical results related to these operators to image and signal processing, or, more in general, to real-world data.

From a mathematical viewpoint, indeed, it is well-known that digital images can be represented as two-variable step functions with compact support. Over the years, several models have been introduced for applications in the field of image processing, using algorithms such as the Sampling Kantorovich (SK) algorithm (see, e.g., [19]) and fuzzy-type algorithms (see [28, 18]), leading to applications in various areas, including medicine and engineering. In particular, the SK algorithm proves to be effective in reducing signal noise by rescaling images and acting as a smoothing filter. This is mathematically justified by the regularizing properties of the integral mean appearing in (4), which is essentially a continuous convolution involving the function.

The primary aim of this paper is to introduce an algorithm for image reconstruction based on the theory of NN Kantorovich operators (4). This goal is supported by several theoretical results, recalled in Section 2, which represent the starting point for the implementation presented herein. Among these results is a pointwise and uniform convergence theorem in several variables, provided in Theorem 2.3. By using NN Kantorovich operators, we are able to approximate not only continuous functions but also those that are not necessarily continuous, such as digital images. This is shown in Theorem 2.5, which establishes an L^p -convergence theorem in the multidimensional setting. Furthermore, the theory provided for NN operators is not limited to convergence results only but also provides results on the order of approximation. This is achieved through quantitative estimates based on the modulus of smoothness of the function, as shown in Theorem 2.5; this result can be useful for understanding the accuracy of the proposed algorithms' performance.

Section 3 is entirely devoted to the introduction of the two novel algorithms based on Kantorovich NN operators activated by the hyperbolic tangent sigmoidal function. Specifically, the main tasks achieved by such algorithms are the following:

- Algorithm 1: it aims to provide an approximate model of data (such as RS data);
- Algorithm 2: it performs rescaling/enhancement of data (again, such as RS data).

Finally, Section 5 presents numerical tests applying both Alg. 1 (see Subsection 5.1) and Alg. 2 (see Subsection 5.2) to a selection of satellite images from the official open access RETINA dataset, providing a practical application in the field of remote sensing. The performances of Alg. 1 and Alg. 2 are evaluated through numerical experiments and comparisons with classical interpolation methods, such as bilinear and bicubic interpolation. Performances are measured using well-known similarity indexes like the Peak Signal-to-Noise Ratio (PSNR) and the Structural Similarity Index (SSIM) (both recalled in Section 4).

2 Approximation results by NN operators

Below we recall some basic facts concerning the Kantorovich NN operators, that have been widely studied in recent years in the frame of Approximation Theory.

Let $\sigma : \mathbb{R} \rightarrow \mathbb{R}$ be a given function; σ is called a *sigmoidal function* if $\lim_{x \rightarrow -\infty} \sigma(x) = 0$ and $\lim_{x \rightarrow +\infty} \sigma(x) = 1$, according to the definition given by Cybenko in 1989 ([24]).

Now, we introduce the following class of functions, that we denote by the symbol \mathcal{D} , i.e., the class containing any non-decreasing sigmoidal function σ , with $\sigma(1) < 1$, satisfying the following assumptions:

- (D1) $\sigma(x) - 1/2$ is odd (symmetric);
- (D2) σ belongs to $C^2(\mathbb{R})$ with $\sigma''(x) \leq 0$ for every $x \in [0, +\infty)$;
- (D3) $\sigma(x) \leq C|x|^{-\alpha-1}$, as $x \rightarrow -\infty$, for some $C > 0$ and $\alpha > 0$,

as introduced in [22].

Let now any $\sigma \in \mathcal{D}$ be fixed. The density function ϕ_σ generated by σ can be defined by:

$$\phi_\sigma(x) := \frac{1}{2}[\sigma(x+1) - \sigma(x-1)], \quad x \in \mathbb{R}. \quad (1)$$

Using the above definition in (1), we can immediately recall the following operators introduced in [22].

Definition 2.1. Let $\sigma \in \mathcal{D}$ be fixed and $n \in \mathbb{N}$. We define the Kantorovich NN operators, by:

$$(K_n f)(x) = \frac{\sum_{k=\lceil na \rceil}^{\lfloor nb \rfloor - 1} \left[n \int_{k/n}^{(k+1)/n} f(u) du \right] \phi_\sigma(nx - k)}{\sum_{k=\lceil na \rceil}^{\lfloor nb \rfloor - 1} \phi_\sigma(nx - k)}, \quad x \in I := [a, b], \quad (2)$$

where $f : I \rightarrow \mathbb{R}$ is a given measurable and bounded function and $\lceil \cdot \rceil$ and $\lfloor \cdot \rfloor$ denote the "ceiling" and the "integer part" of a given number. Here, ϕ_σ is the density function defined in (1).

Below, we mention the multivariate extension of the operators K_n . Denoting by $I^d := [a_1, b_1] \times \dots \times [a_d, b_d] \subset \mathbb{R}^d$ a fixed d-dimensional rectangle of \mathbb{R}^d , and by the set:

$$\mathcal{V}_n := \left\{ \underline{k} \in \mathbb{Z}^d : \lceil na \rceil \leq k_i \leq \lfloor nb_i \rfloor - 1, \quad i = 1, \dots, d \right\}, \quad (3)$$

we can define the following:

$$K_n^d(f, \underline{x}) := \frac{\sum_{\underline{k} \in \mathcal{V}_n} \left[n^d \int_{R_{\underline{k}}^n} f(\underline{u}) d\underline{u} \right] \Psi_\sigma(n\underline{x} - \underline{k})}{\sum_{\underline{j} \in \mathcal{V}_n} \Psi_\sigma(n\underline{x} - \underline{j})}, \quad \underline{x} \in I^d, \quad (4)$$

where:

$$R_{\underline{k}}^n := \left[\frac{k_1}{n}, \frac{k_1 + 1}{n} \right] \times \dots \times \left[\frac{k_d}{n}, \frac{k_d + 1}{n} \right], \quad (5)$$

are the rectangles in which we will compute the multiple integrals (means) of the considered function of several variables $f : I^d \rightarrow \mathbb{R}$, while:

$$\Psi_\sigma(\underline{x}) := \phi_\sigma(x_1) \cdot \phi_\sigma(x_2) \cdots \phi_\sigma(x_d), \quad \underline{x} := (x_1, \dots, x_d) \in \mathbb{R}^s. \quad (6)$$

is the multivariate (tensor-product) density function defined by $\sigma \in \mathcal{D}$.

Concerning the above function Ψ_σ , the following useful properties have been established in [22].

Lemma 2.2. (a) For any $\underline{x} \in \mathbb{R}^d$, we have $\sum_{\underline{k} \in \mathbb{Z}^d} \Psi_\sigma(\underline{x} - \underline{k}) = 1$.

(b) The following series $\sum_{\underline{k} \in \mathbb{Z}^d} \Psi_\sigma(\underline{x} - \underline{k})$ it turns out uniformly convergent on every compact sets of \mathbb{R}^d .

(c) Let $\|\cdot\|$ the usual maximum norm of \mathbb{R}^d , i.e., $\|\underline{x}\| := \max\{|x_i|, i = 1, \dots, d\}$, with $\underline{x} \in \mathbb{R}^d$. For every $\gamma > 0$, we get

$$\lim_{n \rightarrow +\infty} \sum_{\|\underline{x} - \underline{k}\| > \gamma n} \Psi_\sigma(\underline{x} - \underline{k}) = 0,$$

uniformly with $\underline{x} \in \mathbb{R}^d$. In particular, for every $\gamma > 0$ and for every $0 < \nu < \alpha$,

$$\sum_{\|\underline{x} - \underline{k}\| > \gamma n} \Psi_\sigma(\underline{x} - \underline{k}) = \mathcal{O}(n^{-\nu}), \quad \text{for } n \rightarrow +\infty,$$

where $\alpha > 0$ is the parameter in assumption (D3).

(d) For every $\underline{x} \in I^d$, we have:

$$\sum_{\underline{k} \in \mathcal{V}_n} \Psi_\sigma(n\underline{x} - \underline{k}) = \prod_{i=1}^d \sum_{k_i=\lceil na_i \rceil}^{\lfloor nb_i \rfloor - 1} \phi_\sigma(nx_i - k_i) \geq [\phi_\sigma(2)]^d > 0.$$

(e) It turns out that Ψ_σ belongs to $L^1(\mathbb{R}^d)$, with $\|\Psi_\sigma\|_1 = 1$, where $\|\cdot\|_1$ denotes the usual L^1 -norm of a given summable function.

We now concentrate the attention to the approximation properties of $K_n^d f$, $d \geq 2$. Hence, using the properties outlined in Lemma 2.2, we can recall the following pointwise, uniform, and L^p convergence results (see [22] again), that will be very useful in the next sections.

Theorem 2.3. *Let $f : I^d \rightarrow \mathbb{R}$ be a given bounded function. Hence the operators $K_n^d f$ turns out to be well-defined and, furthermore we also have:*

$$\lim_{n \rightarrow +\infty} K_n^d(f, \underline{x}) = f(\underline{x})$$

at each point $\underline{x} \in I^d$ where f is continuous. Moreover, if $f \in C(I^d)$, i.e., a given continuous function on the whole domain I^d , then

$$\lim_{n \rightarrow +\infty} \sup_{\underline{x} \in \mathcal{R}} |K_n^d(f, \underline{x}) - f(\underline{x})| = \lim_{n \rightarrow +\infty} \|K_n^d(f, \cdot) - f(\cdot)\|_\infty = 0.$$

The second part of the above theorem is crucial in order to establish the L^p approximation theorem, with $1 \leq p < +\infty$, that will be recalled below.

First, we can observe that, the operators are well-defined also if L^p functions are taken into account. More precisely:

Theorem 2.4. *The following inequality:*

$$\|K_n^d(f, \cdot)\|_p \leq \frac{1}{[\phi(2)]^{d/p}} \|f\|_p,$$

is satisfied, for any $f \in L^p(I^d)$, $1 \leq p < +\infty$, where $\|\cdot\|_p$ is the usual $L^p(I^d)$ (integral) norm.

On the bases of the proof of the above inequality there is the application of the well-known Jensen inequality for convex functions (see [23]). Now, we can finally recall the following crucial result.

Theorem 2.5. *For any given $f \in L^p(I^d)$, $1 \leq p < +\infty$, we get*

$$\lim_{n \rightarrow +\infty} \|K_n^d(f, \cdot) - f\|_p = 0.$$

Other than the above convergence results, also the problem of the order of approximation has been considered for the above family of positive linear operators. For a comprehensive study we refer to the following recent papers [11, 10], in which both the cases of the uniform and L^p -norm have been considered. In this sense, below we mention the following very complete result occurring with respect to the uniform norm. The same result can be easily formulated for functions in L^p (see [17] for the one-dimensional theory).

Theorem 2.6. *Let $\sigma \in \mathcal{D}$ and $f \in C(I^d)$ be fixed. Denoting by:*

$$\omega(f, \delta) := \sup \left\{ |f(\underline{x}) - f(\underline{y})| : \underline{x}, \underline{y} \in I^d, \|\underline{x} - \underline{y}\|_2 \leq \delta \right\}, \quad \delta > 0,$$

the usual modulus of continuity of a given function, where $\|\cdot\|_2$ denotes the usual Euclidean norm of \mathbb{R}^d , we can state what follows.

(I) If σ satisfies condition (D3) for $0 < \alpha < 1$, then there exists a constant $C > 0$, such that

$$\left| K_n^d(f, \underline{\mathbf{x}}) - f(\underline{\mathbf{x}}) \right| \leq C\omega\left(f, \frac{1}{n^\alpha}\right), \text{ for all } \underline{\mathbf{x}} \in I^d,$$

and $n \in \mathbb{N}$.

(II) If σ satisfies condition (D3) for $\alpha > 1$, then there exists a constant $C > 0$, such that

$$\left| K_n^d(f, \underline{\mathbf{x}}) - f(\underline{\mathbf{x}}) \right| \leq C\omega\left(f, \frac{1}{n}\right), \text{ for all } \underline{\mathbf{x}} \in I^d,$$

and $n \in \mathbb{N}$.

(III) If σ satisfies condition (D3) for $\alpha = 1$, then there exists a constant $C > 0$, such that

$$\left| K_n^d(f, \underline{\mathbf{x}}) - f(\underline{\mathbf{x}}) \right| \leq C\omega\left(f, \frac{\ln n}{n}\right), \text{ for all } \underline{\mathbf{x}} \in I^d,$$

and $n \in \mathbb{N}$.

Finally, we remark that the theory of neural network operators represents a very active field; in this sense we can also mention the following very recent extension of the above definition, that currently is available only in the one-dimensional case:

$$(D_n^{\sigma, \chi} f)(x) := \frac{\sum_{k=\lceil na \rceil}^{\lfloor nb \rfloor - 1} \left[n \int_a^b \chi(nt - k) f(t) dt \right] \phi_\sigma(nx - k)}{\sum_{k=\lceil na \rceil}^{\lfloor nb \rfloor - 1} \left[n \int_a^b \chi(nt - k) dt \right] \phi_\sigma(nx - k)}, \quad x \in [a, b]. \quad (7)$$

for $\sigma \in \mathcal{D}$ and where $\chi : \mathbb{R} \rightarrow [0, +\infty)$ be bounded and L^1 -integrable on \mathbb{R} , such that

$$\int_0^1 \chi(u) du =: \mathcal{K} > 0, \quad (8)$$

and its *discrete absolute moment of order 0* is finite, i.e.,

$$M_0(\chi) := \sup_{u \in \mathbb{R}} \sum_{k \in \mathbb{Z}} \chi(u - k) < +\infty.$$

The operators $D_n^{\sigma, \chi}$ are called the Durrmeyer-type neural network (NN) operators associated to f with respect to ϕ_σ and χ and have been introduced in [12]. Very recently, also a Steklov-type generalization of NN operators (inspired to [16]) has been considered in [1]. Extensions of the above operators to the multidimensional case should be desirable, but their are currently not available.

3 Implementation of the operators, pseudo-code of the proposed algorithms, and considered sigmoidal functions

In this section we provide a new application of the above Kantorovich NN operators to the setting of data (image) modeling, data rescaling and enhancement. The proposed algorithms will be used to study applications to RS data, according with the research project named "RETINA", mentioned in the funding section of the present paper.

In order to achieve the desired result, we will consider the operators K_n^d for $d = 2$. First, we recall that any gray scale image (i.e., a given matrix of pixels $A = (a_{i,j})_{\substack{i=1,\dots,M \\ j=1,\dots,N}}$ of dimension $M \times N$) can be modeled as a function with support contained in the bi-dimensional rectangle $[0, M] \times [0, N] \subset \mathbb{R}^2$, such that in any open square $(i-1, i) \times (j-1, j)$ of side-length equal to one, it assume a constant value coinciding with the pixel luminance $a_{i,j}$, $i = 1, \dots, M$ and $j = 1, \dots, N$. In what follows, we refer to such kind of functions as *image function* associated to A , formally defined by:

$$\mathcal{A}(\underline{x}) = \mathcal{A}(x, y) = \sum_{i=1}^M \sum_{j=1}^N a_{i,j} \chi_{i,j}(\underline{x}), \quad \underline{x} = (x, y) \in I_{\mathcal{A}}^2 := [0, M] \times [0, N],$$

where $\chi_{i,j}(\underline{x})$ denote the characteristic functions of the sets $(i-1, i] \times (j-1, j]$, $i = 1, \dots, M$ and $j = 1, \dots, N$.

From the above definition of the function \mathcal{A} we can deduce that pointwise reconstructions, as well as, L^p convergence results can be deduced for the operators $K_n^2 \mathcal{A}$ to \mathcal{A} itself, as $n \rightarrow +\infty$.

Hence, by the Kantorovich NN operators K_n^2 applied to the function \mathcal{A} , we are able to provide (approximate) model of data (images), and to perform rescaling/enhancement in term of their resolution. Below, we provide the pseudo-codes of the proposed algorithms (see Alg. 1 and Alg. 2). We begin with Alg. 1 for data modeling.

Algorithm 1: Pseudocode of the algorithm for data modeling based on Kantorovich NN operators

Goal: Modeling of the original data (image) \mathcal{A} using the NN operators activated by $\sigma \in \mathcal{D}$.

Input data: Original data \mathcal{A} ($M \times N$ dimension); parameter $n \in \mathbb{N}$.

- Definition of the multivariate function Ψ_σ ;
- Construction of matrices of the necessary mean values (multiple-integrals);
- Computations of the vector-arguments of the multivariate density function Ψ_σ ;
- Implementation of a grid of nodes on the set $I_{\mathcal{A}}^2$ useful to establish the modeling.
- Iteration:

for $i = 1, \dots, M$ **and** $j = 1, \dots, N$ **do**

sum over $\underline{k} \in \mathcal{V}_n$ of all meaningful terms of the form $\Psi_\sigma(n\underline{x} - \underline{k})$ convoluted with the matrix of the mean values, where \underline{x} is assumed on the constructed grid of nodes;

end

Result: The modeled data by the Kantorovich NN operators.

At the same time, the above operators can be used for image rescaling and enhancement. In this case the pseudo-code of the algorithm can be found in Alg. 2.

Now, a crucial aspect in the application of the above introduced algorithms is represented by the choice of the sigmoidal function $\sigma \in \mathcal{D}$. In the literature, we can find several instances of functions σ (see [9]), such as the well-known logistic function (see, e.g., [11]) or the ramp function (see, [13]).

Through this paper we mainly deal with the sigmoidal function generated by the hyperbolic tangent function, namely:

$$\sigma_h(x) := (\tanh x + 1)/2, \quad x \in \mathbb{R},$$

where we recall that:

$$\tanh x := \frac{e^x - e^{-x}}{e^x + e^{-x}}, \quad x \in \mathbb{R}.$$

Algorithm 2: Pseudocode of the algorithm for data rescaling and enhancement based on Kantorovich NN operators

Goal: Rescaling and enhancement of the original data (image) \mathcal{A} using the NN operators activated by $\sigma \in \mathcal{D}$ with a certain (final) resolution based on the scaling factor S .

Input data: Original data \mathcal{A} ($M \times N$ dimension); parameter $n \in \mathbb{N}$.

- Definition of the multivariate function Ψ_σ ;
- Setting of the final size of the reconstructed image: $(M \cdot S) \times (N \cdot S)$;
- Construction of matrices of the necessary mean values (multiple-integrals), scaled by the parameter S ;
- Computations of the vector-arguments of the multivariate density function Ψ_σ ;
- Implementation of a grid of nodes on the set $I_{\mathcal{A}}^2$ useful to establish the scaled/enhanced data.
- Iteration:

for $i = 1, \dots, M$ **and** $j = 1, \dots, N$ **do**

sum over $\underline{k} \in \mathcal{V}_n$ of all meaningful terms of the form $\Psi_\sigma(n\mathbf{x} - \mathbf{k})$ convoluted with the matrix of the mean values, where \underline{x} is assumed on the constructed grid of nodes;

end

Result: The scaled/enhanced data by the Kantorovich NN operators.

In particular, other than (D1) and (D2), σ_h satisfies condition (D3) for every $\alpha > 0$, in view of its exponential decay to zero as $x \rightarrow -\infty$, hence the corresponding order of (pointwise and uniform) approximation can be deduced from (II) of Theorem 2.6. At the same time, a similar order of approximation with respect of L^p -norm can be deduced.

4 Methods: other algorithms for numerical comparison and similarity indexes for the evaluation of the results

In the next section, we provide some numerical test concerning the performances of the above mentioned Alg.s 1 and 2 activated by the sigmoidal function σ_h generated by the hyperbolic tangent.

In order to evaluate the performances of the proposed algorithms, we will provide a comparison using some very classical interpolation methods of digital image processing, namely the bilinear and the bicubic interpolation. These methods are both well-established and readily accessible, with implementations available in various software and dedicated commands supported by most commonly used programming languages. In particular, to evaluate the performances of Alg.s 1 and 2 considered in the numerical tests, we use the images taken from the official RETINA dataset, described in the next section.

To assess the results of the numerical tests, we will rely on two widely used similarity indices found in the literature. Denoting by A and B two images with dimensions $N, M \in \mathbb{N}$, the first index we recall is the well-known *Peak Signal-to-Noise Ratio* (PSNR), which is defined via the MSE as follows:

$$\text{PSNR} := 20 \cdot \log_{10} \left(\frac{\max I}{\sqrt{\text{MSE}}} \right), \quad (9)$$

where $\max I$ is the maximum signal measure in the original image (for 8-bit grayscale images, $\max I = 255$), and MSE denotes the *mean square error*, a commonly used metric, defined as:

$$\text{MSE} := \frac{1}{N \cdot M} \sum_{i=1}^N \sum_{j=1}^M |a_{ij} - b_{ij}|^2.$$

It is well known that MSE quantifies the average squared difference between corresponding pixel values of two images A and B . Hence, we can say that the PSNR value increases with greater "similarity" to the original image.

Another metric is represented by the well-known *Structural Similarity Index* (SSIM) [5]. Unlike MSE-based measures, which compares pair's differences pixel-by-pixel, this metric performs a comparison between a reference image A and a potentially corrupted version of the same image B , based on three independent components extracted at a single spatial scale (resolution): luminance, contrast and structure. In particular, the luminance comparison is given by

$$l(A, B) = \frac{2\mu_A\mu_B + C_1}{\mu_A^2 + \mu_B^2 + C_1},$$

where μ represents the luminance information and C_1 is a stabilizing constant, usually set as $C_1 = (0.01 \times L)^2$ (where $L = 255$ denotes the dynamic range of pixel values for 8-bit images). Meanwhile, the contrast is represented through the use of standard deviation σ . Hence, the comparison is

$$c(A, B) = \frac{2\sigma_A\sigma_B + C_2}{\sigma_A^2 + \sigma_B^2 + C_2},$$

where $C_2 = (0.03 \times L)^2$.

Furthermore, the structure element is obtained by using the sample variances and covariance, denoted by σ^2 and σ_{AB} , respectively, as follows

$$s(A, B) = \frac{\sigma_{AB} + C_3}{\sigma_A\sigma_B + C_3},$$

with $C_3 = C_2/2$. The covariance is usually computed as

$$\sigma_{AB} = \frac{1}{N \cdot M - 1} \sum_{i=1}^N \sum_{j=1}^M (a_{ij} - \mu_A) \cdot (b_{ij} - \mu_B).$$

Finally, the three components are combined into a unique expression that is

$$\text{SSIM}(A, B) := l(A, B) \cdot c(A, B) \cdot s(A, B) = \frac{2\mu_A\mu_B + C_1}{\mu_A^2 + \mu_B^2 + C_1} \cdot \frac{2\sigma_{AB} + C_2}{\sigma_A^2 + \sigma_B^2 + C_2}. \quad (10)$$

SSIM is a decimal value between -1 and 1, where 1 indicates perfect similarity, 0 indicates no similarity, and -1 indicates perfect anti-correlation. Over the years, its mathematical properties have been extensively analyzed, yielding various theoretical results (see, e.g., [6, 7]). It is also used in applications related to remote sensing (see, e.g., [35, 32]).

5 Numerical tests for the application to remote sensing data modeling and rescaling/enhancement

The motivation for this work arises from the guidelines outlined within the RETINA project (REmote sensing daTa INversion with multivariate functional modeling for essential climAte variables characterization), funded by the Italian Ministry of University and Research (MUR) under the PNRR 2022 call (Figure 1 shows a screenshot of the website <https://retina.sites.dmi.unipg>).

it/index.html). The RETINA project addresses environmental challenges by developing innovative methods for analyzing data generated from the interaction between electromagnetic waves and the Earth’s surface. Specifically, RETINA focuses on key Earth surface variables, such as surface soil moisture (SM) and freeze/thaw (FT) state, which are closely related to Essential Climate Variables (ECVs) used to monitor and understand climate change.



Figure 1: Screenshot of the RETINA website.

In line with these objectives, the numerical experiments presented in this section aim to validate and evaluate the effectiveness of novel algorithms for image processing based on multidimensional NN operators, which play a fundamental role for the construction of a model for the measured RS data. In particular, the aforementioned algorithms are instrumental in enhancing the understanding of key geophysical variables, thereby supporting RETINA’s main goal of connecting theoretical advancements with practical applications in environmental monitoring.

The algorithms will be tested on a selection of satellite images collected and made available on the RETINA project website at the following link: <https://retina.sites.dmi.unipg.it/dataset.html> (see, Figure 2).

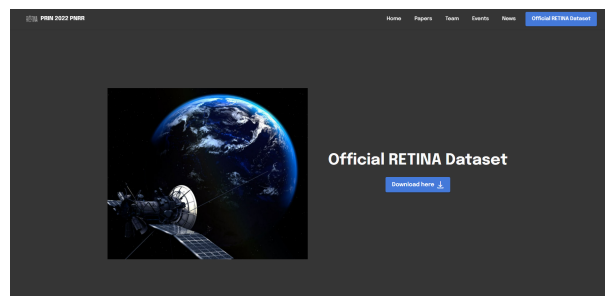


Figure 2: Screenshot of the dataset from which the images can be freely downloaded.

All the images available for download on this page are sourced from the Sentinel-1 satellite constellation, which is part of the Copernicus Earth observation component of the European Union Space Programme. The processed images are stored in GeoTIFF format with two bands: VV and VH. These files are compatible with any GIS software, including SNAP and QGIS. Additionally, Python and MATLAB code for reading the images is provided to facilitate their use in the numerical experiments.

To visualize the images in MATLAB, the following commands can be used:

```
% Read and process GeoTIFF images in MATLAB
filename_read = 'filename_read.tif';
filename_write = 'filename_write.tif';

% Read the GeoTIFF file
[A,R] = readgeoraster(filename_read,'OutputType','double');
info = georasterinfo(filename_read);
```

```

% Process the first band (VV)
im1 = A(:,:,1);
im1db = 10*log10(im1);
max_im1db = max(im1db(:));
min_im1db = min(im1db(:));

% Process the second band (VH)
im2 = A(:,:,2);
im2db = 10*log10(im2);
max_im2db = max(im2db(:));
min_im2db = min(im2db(:));

% Display the first band
figure, imagesc(im1db)
colormap('gray'), colorbar, axis image
clim([max_im1db-60, max_im1db])

% Save the image as a GeoTIFF
print(filename_write, '-dtiff', '-r600')

```

To ensure the execution of the MATLAB commands provided, it is necessary to have the *Mapping Toolbox* installed.

We selected four satellite images from the dataset, applying the MATLAB procedure described above. These images will be used to test the NN Alg. 1 and Alg. 2 provided in the previous section. The extracted images are *Rome.tif*, *Berlin.tif*, *Granada.tif* and *Lisbon.tif* and are displayed in Figure 3.




Figure 3: Satellite images from the RETINA dataset. (a) *Rome.tif*, (b) *Berlin.tif*, (c) *Lisbon.tif*, (d) *Granada.tif*.

5.1 Applications of Algorithm 1: modeling of RS data

Here, we present a series of numerical experiments conducted on selected sections of the satellite images shown in Figure 3, which play the role of reference images. The specific sections chosen for each image are displayed in Figure 4 and we suppose that their dimension is $M \times N$.

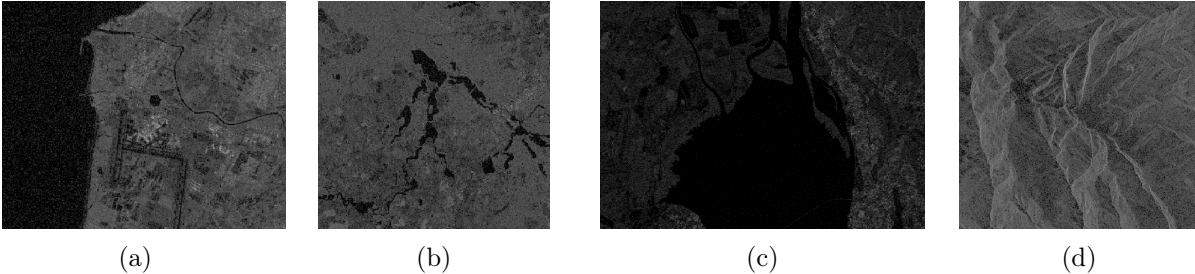


Figure 4: Reference images: (a) *Rome*; (b) *Berlin*; (c) *Lisbon*; (d) *Granada*.

In this subsection, we test Algorithm 1 on the selected section of the *Rome* image, shown in Figure 4 (a). The goal is to model this image using the NN algorithm with a hyperbolic tangent activation function. In particular, Algorithm 1, which focuses on modeling satellite images using neural network operators, is well-suited for the inversion problem. In recent years, real-world applications that involve image analysis have used modeling techniques based on families of quasi-interpolation operators or sampling operators [19]. The idea is to represent images (or more generally, data matrices) using functions with compact support, which can then be used to construct the corresponding mathematical operators. This approach has the advantage of providing a model with a known analytical expression, allowing direct control over the parameters. For example, to improve image resolution, we can increase the sampling rate of the operators to achieve the desired result (in the case of NN operators this parameter is represented by n). Theoretical analysis provided in Section 2 justifies these methods.

Additionally, since RETINA focuses on retrieving geophysical variables (such as SM and FT), it relies on a modeling framework based on linear operators, such as neural network operators. This framework enables the application of functional analysis techniques to address the inversion problem (see, e.g., [27]).

To evaluate the performance of Alg. 1, we use two similarity indexes: PSNR (see (9)) and SSIM (see (10)). We outline that, in order to evaluate these indexes in MATLAB, we use its built-in functions `psnr` and `ssim`, using the original image in Figure 4 (a) as reference. Before performing the calculations, it is necessary to convert the image data from MATLAB's `uint8` format to `double`. This step is crucial because applying the `psnr` function directly to `uint8` data may produce a zero difference between the original and reconstructed images whenever the difference falls below zero, leading to inaccurate results. This ensures the data type conversion is handled appropriately, preventing inaccuracies in the computed PSNR and SSIM values.

As observed in Table 1, the NN algorithm demonstrates satisfactory performance in terms of quality, as evidenced by both the PSNR and SSIM metrics, even with low values of the parameter n . Indeed, for a small value of n ($n = 5$), one has a high degree of similarity.

n -values	PSNR	SSIM
$n = 5$	43.3192	0.9978

Table 1: Evaluation of modeling by Alg. 1 for the image *Rome* (Figure 4 (a)).

Thus, this initial experiment highlights that Alg. 1 represents an effective tool for modeling RS data.

5.2 Applications of Algorithm 2: rescaling/enhancement of RS data

Now, we aim to exploit the properties of NN operators activated by hyperbolic tangent function to rescaling/enhancing the selected satellite images. The first step is to downscale them to dimensions $\frac{M}{2} \times \frac{N}{2}$, using the nearest neighbor method (without interpolation) [25]. Following this, the downscaled images were upscaled back to their original size using the methods described above. For the algorithm employing NN operators, namely Alg. 2, we tested values of $n = 5, 10, 15, 20, 25$, and 30, where smaller n -values correspond to shorter execution times, that in any case, is not significantly high.

The numerical results are presented in Tables 2, 3, 4, and 5, with the best PSNR and SSIM values highlighted in bold.

Method	PSNR	SSIM
NN tanh ($n = 15$)	22.2198	0.3522
Bilinear Interpolation	23.4122	0.3158
Bicubic Interpolation	23.3965	0.3118

Table 2: Comparison of rescaling methods for the image *Rome* (Figure 4 (a)).

Method	PSNR	SSIM
NN tanh ($n = 15$)	23.6397	0.4293
Bilinear Interpolation	24.9382	0.3921
Bicubic Interpolation	24.9244	0.3882

Table 3: Comparison of rescaling methods for the image *Berlin* (Figure 4 (b)).

Method	PSNR	SSIM
NN tanh ($n = 15$)	25.8212	0.3544
Bilinear Interpolation	27.0345	0.3245
Bicubic Interpolation	27.0127	0.3201

Table 4: Comparison of rescaling methods for the image *Lisbon* (Figure 4 (c)).

Method	PSNR	SSIM
NN tanh ($n = 15$)	21.3655	0.3516
Bilinear Interpolation	22.8296	0.3063
Bicubic Interpolation	22.8194	0.3024

Table 5: Comparison of rescaling methods for the image *Granada* (Figure 4 (d)).

As evident from the numerical data, Alg. 2 turns to be highly effective, particularly in terms of SSIM, when compared to other classical image rescaling methods such as bilinear and bicubic interpolation. This observation holds true across all the selected images. While bilinear interpolation outperforms the NN algorithm in terms of PSNR (see Figure 5), the Alg. 2 remains a competitive and effective approach overall.

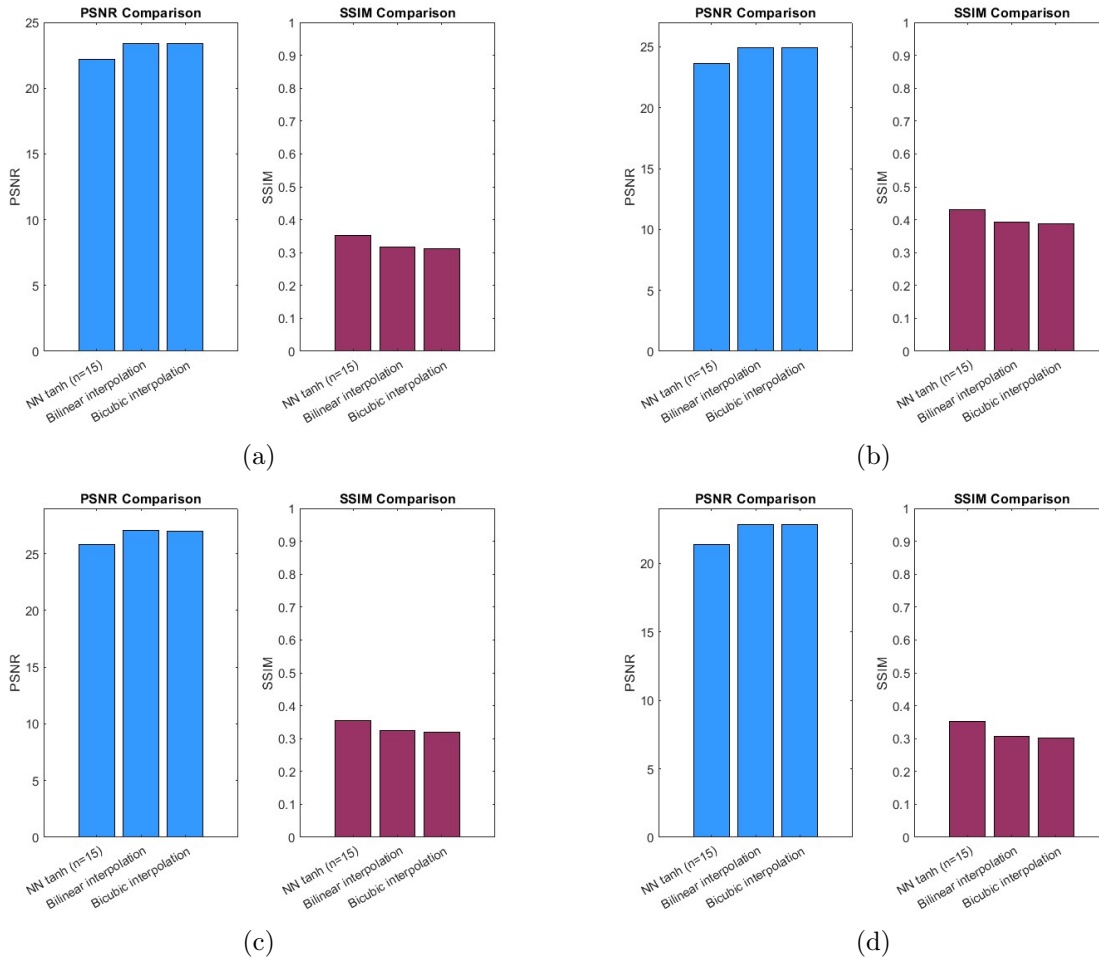


Figure 5: Comparison of rescaling methods in terms of PSNR and SSIM. (a) *Rome*, (b) *Berlin*, (c) *Lisbon*, (d) *Granada*.

6 Future works and conclusions

In this work, we recall some theoretical results on NN operators in the multidimensional framework, including convergence and some quantitative estimates. Two algorithms were implemented: the first focused on modeling remote sensing data, and the second aimed at rescaling or enhancing these data. Experimental results, obtained by applying the algorithms (Alg. 1 and Alg. 2) to satellite images from the RETINA dataset, showed that the NN-based methods are particularly effective in terms of SSIM compared to other classical interpolation methods.

Future work will integrate the multidimensional NN operators approach with Bayesian inversion methods using advanced Monte Carlo Markov Chain (MCMC) techniques. The latter, including Metropolis, Metropolis-Hastings, and Gibbs sampling, allow efficient sampling from the posterior distribution through single flip dynamics [26]. This integration aims at enhancing the accuracy and robustness of the inversion process, improving the retrieval of geophysical variables.

A further study is in preparation to deepen the theoretical understanding of the NN algorithms, with more advanced results on their convergence and approximation order.

Acknowledgments

The author is member of the Gruppo Nazionale per l'Analisi Matematica, la Probabilità e le loro Applicazioni (GNAMPA) of the Istituto Nazionale di Alta Matematica (INdAM), of the network RITA (Research ITalian network on Approximation), and of the UMI (Unione Matematica Italiana) group

T.A.A. (Teoria dell'Approssimazione e Applicazioni).

Funding

The authors have been supported within the PRIN 2022 PNRR: "RETINA: REmote sensing daTa INversion with multivariate functional modeling for essential climAte variables characterization", funded by the European Union under the Italian National Recovery and Resilience Plan (NRRP) of NextGenerationEU, under the Italian Ministry of University and Research (Project Code: P20229SH29, CUP: J53D23015950001).

Conflict of interest/Competing interests

The author declares that he has no conflict of interest and competing interest.

Availability of data and material and Code availability

Not applicable.

Copyright

The images (Rome, Berlin, Lisbon, Granada) are contained in the RETINA dataset in <https://retina.sites.dmi.unipg.it/dataset.html>. Permission to use, copy, or modify this dataset and its documentation for educational and research purposes only and without fee is granted, provided that this copyright notice and the original authors' names appear on all copies and supporting documentation. This dataset shall not be modified without first obtaining the permission of the authors. The authors make no representations about the suitability of this dataset for any purpose. It is provided "as is" without express or implied warranty.

In case of publishing results obtained utilizing this dataset, please refer to the following website: <https://retina.sites.dmi.unipg.it/dataset.html>.

References

- [1] T. Acar, S.N. Karaman, M. Turgay, Approximation by Steklov Neural Network Operators, arXiv:2410.01426 (2024).
- [2] G.A. Anastassiou, Univariate hyperbolic tangent neural network approximation, *Math. Comput. Model.*, 53(5-6) (2011), 1111-1132.
- [3] G.A. Anastassiou, Multivariate hyperbolic tangent neural network approximation, *Comput. Math. Appl.*, 61(4) (2011), 809-821.
- [4] G.A. Anastassiou, *Intelligent Systems II: Complete Approximation by Neural Network Operators* (Vol. 608), Cham: Springer Int. Publ., (2016).
- [5] I. Bakurov, M. Buzzelli, R. Schettini, M. Castelli, L. Vanneschi, Structural similarity index (SSIM) revisited: A data-driven approach, *Expert Syst. Appl.*, 189 (2022), 116087.
- [6] D. Brunet, J. Vass, E. Vrscay, Z. Wang, Geodesics of the structural similarity index, *Appl. Math. Lett.*, 25(11) (2012), 1921-1925.
- [7] D. Brunet, E. Vrscay, Z. Wang, On the mathematical properties of the structural similarity index, *IEEE Trans. Image Process.*, 21(4) (2011), 1488-1499.
- [8] P. Cardaliaguet, G. Euvrard, Approximation of a function and its derivative with a neural network, *Neural Netw.*, 5(2) (1992), 207-220.
- [9] Z. Chen, F. Cao, The approximation operators with sigmoidal functions, *Comput. Math. Appl.*, 58(4) (2009), 758-765.

- [10] L. Coroianu, D. Costarelli, Best approximation and inverse results for neural network operators, *Results Math.*, 79 (2024) 193.
- [11] L. Coroianu, D. Costarelli, U. Kadak, Quantitative estimates for neural network operators implied by the asymptotic behaviour of the sigmoidal activation functions, *Mediterr. J. Math.*, 19(5) (2022), Article 211.
- [12] L. Coroianu, D. Costarelli, M. Natale, A. Pantis, The approximation capabilities of Durrmeyer-type neural network operators, *J. Appl. Math. Comput.*, 70 (2024), 4581-4599.
- [13] D. Costarelli, Interpolation by neural network operators activated by ramp functions, *J. Math. Anal. Appl.*, 419 (2014), 574-582.
- [14] D. Costarelli, Neural network operators: Constructive interpolation of multivariate functions, *Neural Networks*, 67 (2015), 28-36.
- [15] D. Costarelli, Density results by deep neural network operators with integer weights, *Math. Modell. Anal.*, 27 (2022), 547-560.
- [16] D. Costarelli, Convergence and high order of approximation by Steklov sampling operators, *Banach Journal of Mathematical Analysis*, 18 (2024) 70.
- [17] D. Costarelli, M. Piconi, Asymptotic analysis for neural network operators employing the Hardy-Littlewood maximal inequality, *Mediterr. J. Math.*, 21 (2024), 199.
- [18] D. Costarelli, A.R. Sambucini, A comparison among a fuzzy algorithm for image rescaling with other methods of digital image processing, *Constr. Math. Anal.*, 7(2) (2024), 45-68.
- [19] D. Costarelli, M. Seracini, G. Vinti, A comparison between the sampling Kantorovich algorithm for digital image processing with some interpolation and quasi-interpolation methods, *Appl. Math. Comput.*, 374 (2020), 125046.
- [20] D. Costarelli, R. Spigler, Approximation results for neural network operators activated by sigmoidal functions, *Neural Networks*, 44 (2013), 101-106.
- [21] D. Costarelli, R. Spigler, Multivariate neural network operators with sigmoidal activation functions, *Neural Networks*, 48 (2013), 72-77.
- [22] D. Costarelli, R. Spigler, Convergence of a family of neural network operators of the Kantorovich type, *J. Approx. Theory*, 185 (2014), 80-90.
- [23] D. Costarelli, R. Spigler, Approximation by series of sigmoidal functions with applications to neural networks, *Ann. Mat. Pura Appl.*, 194 (2015), 289-306.
- [24] G. Cybenko, Approximation by superpositions of a sigmoidal function, *Math. Control Signals Systems*, 2 (1989), 303-314.
- [25] G. Biau, L. Devroye, *Lectures on the nearest neighbor method*, vol. 246, Springer, 2015.
- [26] W.K. Hastings, *Monte Carlo sampling methods using Markov chains and their applications*, (1970), 97-109.
- [27] P. Howlett, K. Avrachenkov, C. Pearce, V. Ejoy, Inversion of analytically perturbed linear operators that are singular at the origin, *J. Math. Anal. Appl.*, 353(1) (2009), 68-84.
- [28] A. Jurio, D. Paternain, C. Lopez-Molina, H. Bustince, R. Mesiar, G. Beliakov, A construction method of interval-valued fuzzy sets for image processing, in *2011 IEEE Symp. Adv. Type-2 Fuzzy Logic Syst.*, 16-22.
- [29] U. Kadak, Fractional type multivariate neural network operators, *Math. Appl. Sci.*, 46(3) (2023), 3045-3065.
- [30] M. Kohler, A. Krzyzak, Over-parametrized deep neural networks do not generalize well, *Bernoulli*, 27(4) (2021), 2564-2597.
- [31] V. Kurková, M. Sanguineti, Classification by sparse neural networks, *IEEE Trans. Neural Netw. Learn. Syst.*, 30(9) (2019), 2746-2754.
- [32] A. Kiruluta, E. Lundy, A. Lemos, Novel Change Detection Framework in Remote Sensing Imagery Using Diffusion Models and Structural Similarity Index (SSIM), *arXiv:2408.10619* (2024).

- [33] Y. Li, S. Lu, P. Mathé, S.V. Pereverzev, Two-layer networks with the ReLU^k activation function: Barron spaces and derivative approximation, *Numer. Math.*, 156(1) (2024), 319-344.
- [34] B. Li, S. Tang, H. Yu, Better approximations of high dimensional smooth functions by deep neural networks with rectified power units, *Commun. Comput. Phys.*, (2019).
- [35] K. Yang, H. Jiang, Optimized-SSIM based quantization in optical remote sensing image compression, in 2011 Sixth Int. Conf. Image Graph., 117-122. IEEE.
- [36] D.X. Zhou, Universality of deep convolutional neural networks, *Appl. Comput. Harmonic Anal.*, 48(2) (2020), 787-794.
- [37] D.X. Zhou, Theory of deep convolutional neural networks: Downsampling, *Neural Netw.*, 124 (2020), 319-327.