

Test RG Running of the Leptonic Dirac CP Phase with Reactor Neutrinos

Shao-Feng Ge,^{1,2,*} Chui-Fan Kong,^{1,2,†} and Pedro Pasquini^{3,4,‡}

¹*Tsung-Dao Lee Institute & School of Physics and Astronomy, Shanghai Jiao Tong University, China*

²*Key Laboratory for Particle Astrophysics and Cosmology (MOE)*

*& Shanghai Key Laboratory for Particle Physics and Cosmology,
Shanghai Jiao Tong University, Shanghai 200240, China*

³*Department of Physics, University of Tokyo, Bunkyo-ku, Tokyo 113-0033, Japan*

⁴*Instituto de Física Gleb Wataghin - Universidade Estadual de Campinas, 13083-859, Campinas SP, Brazil*

We propose the possibility of using the near detector at reactor neutrino experiments to probe the renormalization group (RG) running effect on the leptonic Dirac CP phase δ_D . Although the reactor neutrino oscillation cannot directly measure δ_D , it can probe the deviation $\Delta\delta \equiv \delta_D(Q_d^2) - \delta_D(Q_p^2)$ caused by the RG running. Being a key element, the mismatched momentum transfers at neutrino production (Q_p^2) and detection (Q_d^2) processes can differ by two orders. We illustrate this concept with the upcoming JUNO-TAO experiment and obtain the projected sensitivity to the CP RG running beta function β_δ .

Introduction – The charge-parity (CP) symmetry violation (CPV) is a key element for explaining the matter-antimatter asymmetry in our Universe [1, 2]. In the leptogenesis scenarios [3–8], the CPV comes from the neutrino sector [9]. Consequently, measuring the leptonic CP phase δ_D at neutrino oscillation experiments [10] provides an indirect test of one very important element of leptogenesis. Confirming a nonzero and even maximal CP phase is one of those most important physical goals of the neutrino oscillation experiments nowadays.

Typically, the leptonic Dirac CP phase δ_D is measured by the accelerator-based neutrino experiments. There is already around 3σ indication of a maximal leptonic CP phase $\delta_D \sim -90^\circ$ from T2K [11, 12] and NO ν A [13, 14] with the $\nu_\mu \rightarrow \nu_e$ and $\bar{\nu}_\mu \rightarrow \bar{\nu}_e$ appearance channels. Although there is some tension, their combination [15] seems quite promising. The next-generation T2HK [16] and DUNE [17] will try to confirm a nonzero δ_D with more than 5σ sensitivity. Their combination with low-energy neutrinos from muon decay at rest, such as TNT2K [18] and μ THEIA [19], can further narrow the CP phase uncertainty [20, 21] and exclude multiple theoretical uncertainties [22, 23].

With energy below 10 MeV, the reactor neutrino oscillation experiments can only measure the electron anti-neutrino disappearance ($\bar{\nu}_e \rightarrow \bar{\nu}_e$) channel. It is a common belief that reactor neutrino experiments can not probe the leptonic CP effect at all. However, this is not necessarily true in the presence of new physics beyond the Standard Model (BSM) such as non-unitary mixing [24], as well as scalar [25] and dark [21, 26] non-standard interactions, although not emphasized therein. In this paper, we provide one more example with the renormalization group (RG) running of the leptonic Dirac CP phase δ_D .

In the presence of BSM, the neutrino mixing angles and Dirac CP phase δ_D can experience RG running [27–37]. If such BSM particle is light, the running may be observed in oscillation experiments as effective non-unitary mixing. This is because the neutrino production and

detection processes can have different momentum transfer Q_p^2 and Q_d^2 , respectively. As a consequence, there is a mismatch between the two neutrino mixing matrices $U(Q_p^2)$ and $U(Q_d^2)$ at the detection and production vertices [37–40]. Although both $U(Q_p^2)$ and $U(Q_d^2)$ are unitary matrices, the non-unitary feature $U^\dagger(Q_p^2)U(Q_d^2) \neq \mathbb{I}$ appears in the neutrino oscillation process. This phenomena can disturb our interpretation of the Dirac CP phase δ_D from the data at long-baseline accelerator neutrino experiments [37, 40]. It is of ultimate importance to use experimental data to measure or constrain such RG running effect to guarantee the CP phase measurement.

Fortunately, the effect of δ_D RG running can already appear at the zero-distance limit [37, 40] due to the effective non-unitarity as explained above. Note that this effect does not depend on the absolute value of the CP phase. It is then possible to use the existing data from the high-energy $E_\nu = \mathcal{O}(1 \sim 100)$ GeV short-baseline neutrino experiments [37, 40] to put some constraints. However, the momentum transfer of these high energy experiments is at least $\mathcal{O}(100)$ MeV as limited by the neutrino production process. In this paper, we propose that the low-energy short-baseline reactor experiment has the advantage to probe the CP RG running effect down to $\mathcal{O}(1)$ MeV. We illustrate with the JUNO-TAO experiment [41] that will start taking data soon.

RG Running and Zero-Distance Effect – In the presence of RG running, the Dirac CP phase δ_D can possess scale dependence parametrized by its β function,

$$\frac{d\delta_D}{d \ln \mu^2} \equiv \beta_\delta, \quad (1)$$

where μ^2 is the renormalization scale. A widely used choice for μ^2 is the Lorentz-invariant momentum transfer $|Q^2|$ [37–39] that is known as the Gell Mann-Low scheme [42, 43].

Usually $\beta_\delta \ll 1$ and the evolution of δ_D can be ex-

panded as power series of $\ln|Q^2|$ [40],

$$\delta_D(Q^2) = \delta_D(Q_0^2) + \beta_\delta \ln \left(\left| \frac{Q^2}{Q_0^2} \right| \right) + \dots \quad (2)$$

The reference scale corresponding to new physics is denoted by Q_0^2 . Then the above evolution of δ_D in Eq. (2) only apply for $|Q^2| > |Q_0^2|$ and reduces to a constant value for $|Q^2| < |Q_0^2|$.

For reactor neutrino experiments, the interactions for the neutrino production and detection processes are different. More precisely, the momentum transfer Q_p^2 of the production process can differ from its detection counterpart Q_d^2 . According to Eq. (2), the neutrino mixing matrices in the production and detection processes mismatch with each other. Then the neutrino oscillation probability with the RG running effect deviates from the conventional one without RG. The general expression of the $\nu_\alpha \rightarrow \nu_\beta$ vacuum oscillation amplitude is [37, 40] $\mathcal{A}_{\beta\alpha} \equiv \sum_i U_{\beta i}(Q_d^2) e^{-iLm_i^2/(2E_\nu)} U_{\alpha i}^*(Q_p^2)$, which is true for low-energy reactor neutrinos since the matter effect can be neglected [44]. The oscillation amplitude $\mathcal{A}_{\beta\alpha}$ consists of the neutrino energy E_ν , the neutrino mass squared m_i^2 , and the propagation distance L . The non-zero flavor transition effect occurs in the zero-distance limit when the propagation distance is small, $L \ll 2E_\nu/\delta m_{ij}^2$ with $\delta m_{ij}^2 \equiv m_i^2 - m_j^2$, but is still macroscopic, $L \gg 1/E_\nu$. As a concrete example, the survival probability for $\nu_e \rightarrow \nu_e$ in the zero-distance limit is,

$$P_{ee}(Q_{d,p}^2) = 1 - \sin^2 \left(\frac{\Delta\delta_D}{2} \right) \sin^2 2\theta_{13}, \quad (3)$$

where the difference in CP phase between the detection and the production processes is defined as $\Delta\delta_D(Q_{d,p}^2) \equiv \delta_D(Q_d^2) - \delta_D(Q_p^2)$. For a small RG running effect, $\beta_\delta \ll 1$, the transition probability expands to

$$1 - P_{ee}(Q_{d,p}^2) \approx \left[\frac{1}{2} \ln \left(\left| \frac{Q^2}{Q_0^2} \right| \right) \sin 2\theta_{13} \beta_\delta \right]^2. \quad (4)$$

Since the reactor angle $\theta_{13} \approx 9^\circ$ [45], the mixing angle prefactor gives $\sin 2\theta_{13}/2 \approx 0.15$.

The above result shows that the zero-distance effect is a function of the CP phase difference $\Delta\delta_D$ from the RG running, but not the absolute value of the Dirac CP phase δ_D itself. The survival probability goes to unity when no RG effect is present as expected. Hence the RG running of the Dirac CP phase can be tested in the upcoming JUNO-TAO experiment with large statistics. More importantly, there is no need to worry about the current large uncertainty on the Dirac CP phase.

Mismatched Momentum Transfers – At JUNO-TAO, the electron antineutrinos are generated from the beta decay of the fission products. There are four major isotopes for nuclear fission in the Taishan reactors, ^{235}U , ^{238}U , ^{239}Pu , and ^{241}Pu [41]. The fission process

produces antineutrinos with energy between 1 MeV and 10 MeV. The production momentum transfer Q_p^2 is carried by the W boson propagator in the conversion of a neutron into a proton with the emission of the electron and the electron antineutrino. In terms of the neutron (p_n), proton (p_p), electron (p_e), and antineutrino (p_ν) momenta, the production momentum transfer is [46],

$$Q_p^2 \equiv (p_p - p_n)^2 = (p_e + p_\nu)^2, \quad (5)$$

with energy-momentum conservation $p_n = p_p + p_e + p_\nu$. The Q_p^2 value ranges from the electron mass squared $m_e^2 \approx 0.26 \text{ MeV}^2$ to the square of the mass difference between neutron and proton $(m_n - m_p)^2 \approx 1.67 \text{ MeV}^2$ [46]. To be conservative, we take the reference scale $Q_0^2 = 1 \text{ MeV}^2$ as a benchmark value to satisfy the cosmological BBN constraint [47] and remove those running below 1 MeV. Since the Q_p^2 range is close to $Q_0^2 = 1 \text{ MeV}^2$, any variation in Q_p^2 will result in only small correction to the oscillation probability. For simplicity, we fix the value of Q_p^2 to $(m_n - m_p)^2$ in our study.

The electron antineutrino flux will be detected at the TAO detector via the inverse beta decay (IBD) process, $\bar{\nu}_e + p \rightarrow n + e^+$. For this process, an energy threshold of 1.806 MeV needs to be considered due to the kinematics [48]. The detection momentum transfer is also defined as the one carried by the W mediator,

$$Q_d^2 \equiv (p_n - p_p)^2. \quad (6)$$

In contrast to the production case, the inverse beta decay reaction has a larger phase space and the detection momentum transfer Q_d^2 ranges from $Q_{d,\min}^2$ to $Q_{d,\max}^2$ as defined Eq. (A3) in the appendix. For an electron antineutrino energy $E_\nu = 10 \text{ MeV}$, the minimum value $Q_{d,\min}^2 \approx 3.9 \times 10^{-2} \text{ MeV}^2$ is small but the maximal value $Q_{d,\max}^2 \approx 340.4 \text{ MeV}^2$ is quite sizable.

The existence of mismatched momentum transfers between the production ($Q_p^2 \approx 1.67 \text{ MeV}^2$) and detection ($Q_d^2 \approx \mathcal{O}(10^{-2} \sim 10^2) \text{ MeV}^2$) processes allows the RG running effect to manifest itself. Since the detection momentum transfer Q_d^2 spans a range, its distribution should be taken into account. The Q_d^2 distribution function is described by the differential cross section, $d\sigma/dQ_d^2$ [46],

$$\frac{d\sigma}{dQ_d^2} = \frac{G_F^2 \cos^2 \theta_C m_p^2}{8\pi E_\nu^2} \times \left[A(Q_d^2) - B(Q_d^2) \frac{s-u}{m_p^2} + C(Q_d^2) \frac{(s-u)^2}{m_p^4} \right], \quad (7)$$

where G_F is the Fermi constant and θ_C being the Cabibbo angle. The Mandelstam variables are $s \equiv (p_\nu + p_p)^2 = m_p^2 + 2m_p E_\nu$ and $u \approx 2m_p^2 + m_e^2 - s - t = m_p^2 + m_e^2 - 2m_p E_\nu + Q_d^2$ since $Q_d^2 \equiv -t$ for a t -channel

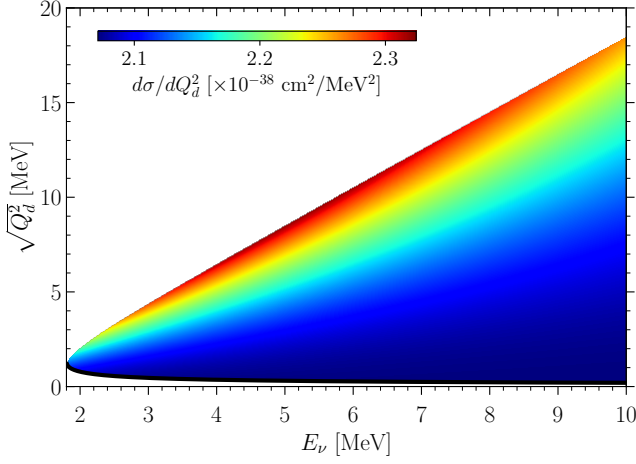


FIG. 1: The detection differential cross section $d\sigma/dQ_d^2$ on the $E_\nu - \sqrt{Q_d^2}$ plane, where the lower black curve corresponds to $\sqrt{Q_{d,\min}^2}$.

detection process. The A , B , and C are form factor,

$$A(Q_d^2) \equiv \frac{m_e^2 + Q_d^2}{m_p^2} \left\{ \left(1 + \frac{Q_d^2}{4m_p^2} \right) G_A^2 + \frac{Q_d^2}{m_p^2} F_1 F_2 - \left(1 - \frac{Q_d^2}{4m_p^2} \right) \left(F_1^2 - \frac{Q_d^2}{4m_p^2} F_2^2 \right) - \frac{m_e^2}{4m_p^2} [(F_1 + F_2)^2 + G_A^2] \right\}, \quad (8a)$$

$$B(Q_d^2) \equiv \frac{Q_d^2}{m_p^2} G_A (F_1 + F_2), \quad (8b)$$

$$C(Q_d^2) \equiv \frac{1}{4} \left(G_A^2 + F_1^2 + \frac{Q_d^2}{4m_p^2} F_2^2 \right), \quad (8c)$$

with

$$G_A \equiv \frac{g_A}{\left(1 + \frac{Q_d^2}{m_A^2} \right)^2}, \quad (9a)$$

$$F_2 \equiv \left(\frac{\mu_p - \mu_n}{\mu_N} - 1 \right) \frac{1}{\left(1 + \frac{Q_d^2}{m_V^2} \right)^2 \left(1 + \frac{Q_d^2}{4m_p^2} \right)}, \quad (9b)$$

$$F_1 \equiv \left(\frac{\mu_p - \mu_n}{\mu_N} \right) \frac{1}{\left(1 + \frac{Q_d^2}{m_V^2} \right)^2} - F_2, \quad (9c)$$

where $g_A = 1.27$ is the axial vector coupling while $m_A = 1.026$ GeV and $m_V = 0.84$ GeV are the axial and vector dipole masses, respectively. In addition, $\mu_p = 2.793 \mu_N$ ($\mu_n = -1.913 \mu_N$) is the proton (neutron) magnetic moment.

Fig. 1 shows the differential cross section on the $E_\nu - \sqrt{Q_d^2}$ plane. The minimum value $\sqrt{Q_{d,\min}^2}$ of $\sqrt{Q_d^2}$ is almost vanishing for all neutrino energies while the upper limit $\sqrt{Q_{d,\max}^2}$ increases linearly with the neutrino

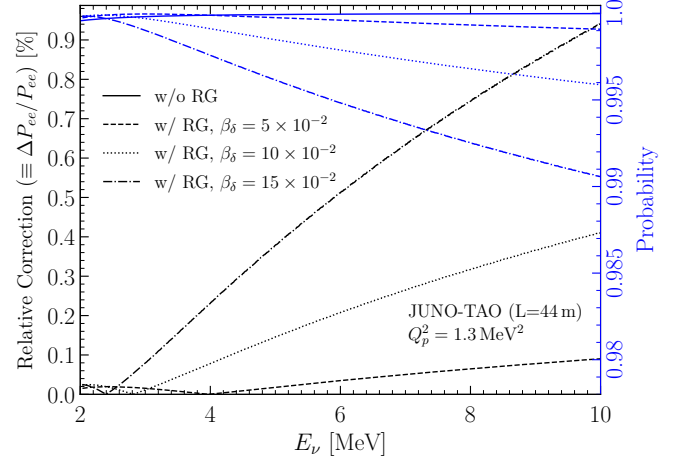


FIG. 2: The relative correction of oscillation probability $\Delta P_{ee}/P_{ee} \equiv |\bar{P}_{ee}(E_\nu) - P_{ee}(E_\nu)|/P_{ee}(E_\nu)$ is shown by the left y -axis in black while the absolute oscillation probabilities $\bar{P}_{ee}(E_\nu)$ with (non-solid) and $P_{ee}(E_\nu)$ without (solid) RG running effect are shown by the right y -axis in blue.

energy E_ν . Given E_ν , the differential cross section increases slowly with Q_d^2 in the allowed range. For the typical energy of reactor neutrinos, the momentum transfer can reach $\mathcal{O}(100)$ MeV². With $Q_0^2 = 1$ MeV², the RG running factor $\ln(|Q^2/Q_0^2|)$ in Eq. (2) can reach $4 \sim 5$. Consequently, the prefactor of β_δ in the expanded transition probability of Eq. (4) is almost 1, $P_{ee} \approx 1 - \beta_\delta$.

To maximize the sensitivity of the RG effect, it is better to use the 2D distribution of neutrino events on the $E_\nu - Q_d^2$ plane with full information of the detection momentum transfer [40]. This requires the directional information of the final-state positron which is very difficult at TAO [49] since the positron produced from the IBP process is almost isotropic [48]. So we consider the conservative scenario with only the neutrino energy reconstruction. In this case, the observed events correspond to the averaged oscillation probability $\bar{P}_{ee}(E_\nu)$ by integrating over the Q_d^2 distribution,

$$\bar{P}_{ee}(E_\nu) \equiv \int P_{ee}(Q_{p,d}^2) \frac{1}{\sigma} \frac{d\sigma}{dQ_d^2} dQ_d^2, \quad (10)$$

where $P_{ee}(Q_{p,d}^2)$ is the original oscillation probability in Eq. (3) that contains all information including the RG running effect. In the conventional oscillation case, there is no dependence on the momentum transfer and hence the oscillation probability is labeled by $P_{ee}(E_\nu)$ for comparison in Fig. 2. To show the impact of RG running on oscillation, we plot the relative deviation $\Delta P_{ee}/P_{ee} \equiv |\bar{P}_{ee}(E_\nu) - P_{ee}(E_\nu)|/P_{ee}(E_\nu)$ (left y -axis) together with the oscillation probabilities $\bar{P}_{ee}(E_\nu)$ with (non-solid) and $P_{ee}(E_\nu)$ without (solid) RG running effect (right y -axis). The conventional oscillation probability (blue solid) is very close to 1 as expected. In the

presence of RG running effect, the oscillation probability deviates by up to 1% with $\beta_\delta = 0.15$. The deviation increases with β_δ and the neutrino energy E_ν since a larger neutrino energy leads to a larger Q_d^2 distribution as shown in Fig. 1.

Projected Sensitivity at JUNO-TAO – The Taishan Antineutrino Observatory (TAO, also known as JUNO-TAO) is a satellite experiment of JUNO and consists of a 2.8 tonne spherical liquid scintillator (LS) detector [41] with a fiducial mass of around 1 tonne. More than 99.99% of the antineutrinos detected at the TAO detector come from the Taishan reactor power plant. The TAO detector is approximately 44 m away from one of the two Taishan reactor cores and 217 m from the other [50]. Since the two reactor cores have the same power, the closer one contributes around 96% antineutrinos while the further one contributes only 4%. In the zero-distance limit, the oscillation probability is a constant as discussed above. So both reactor fluxes can be simply combined when studying the RG running effect.

The antineutrino flux from the Taishan reactor is modeled as a weighted average of isotope fission fraction f_i times the fission spectrum $s_i(E_\nu) \equiv \exp(\sum_{p=1}^6 \alpha_{ip} E_\nu^{p-1})$,

$$\phi(E_\nu) \equiv \frac{W}{\sum_i f_i e_i} \sum_i f_i s_i(E_\nu), \quad (11)$$

where W is the thermal power of reactor, e_i is the mean energy released per fission of isotope i . In our study, we take a thermal power of $W = 4.6$ GW for each reactor core [41] and the values of f_i, e_i, α_{ip} are taken from [41], [51], and [52], respectively. Moreover, we divide the energy window of [1.8, 10] MeV with bin size of 50 keV [41] in our simulation. The IBD event rate is around 1000 per day in this energy range [50]. The expected antineutrino energy spectrum at the TAO detector for a fixed distance $L = 44$ m can be expressed as,

$$S(E_\nu) \equiv \frac{NT}{4\pi L^2} \phi(E_\nu) \bar{P}_{ee}(E_\nu) \sigma(E_\nu), \quad (12)$$

where N is the number of free protons in the detector target and T is the run time.

In our study, we use GLOBES [53, 54] to incorporate the JUNO-TAO experimental setup and the oscillation probability in Eq. (10). Due to the limited energy resolution of real detection, a Gaussian smearing function is implemented. We take the expected light yield of 4500 photoelectrons (p.e.) per MeV from Silicon PhotoMultipliers (SiPM) tiles, which translates to an energy resolution of $1.5\%/\sqrt{E/\text{MeV}}$ [41] where E is the deposit energy, $E \equiv E_\nu - 0.8$ MeV.

Besides the IBD event, there are three major backgrounds: the accidental, fast neutron, and ${}^9\text{Li}/{}^8\text{He}$ backgrounds [55]. Their spectra are extracted from [50]. In the [1.8, 10] MeV energy window, the background event

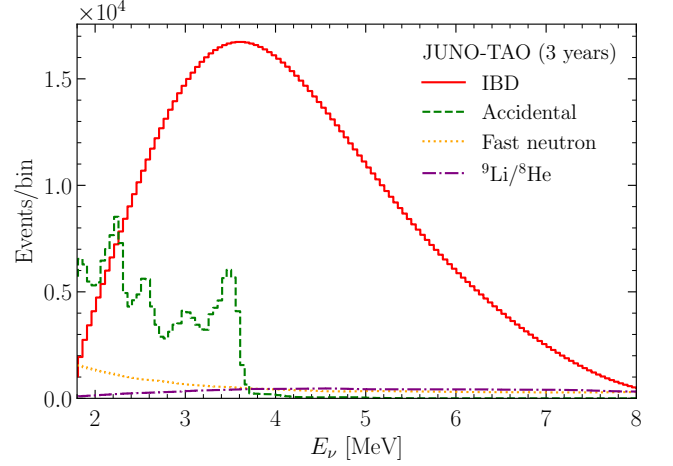


FIG. 3: The energy spectra for IBD (red), accidental (dashed green), fast neutron (dotted orange), and ${}^9\text{Li}/{}^8\text{He}$ (dash-dotted purple) events without oscillation. The background spectra are extracted from [50].

rate is around (170, 67, 51) per day for the (accidental, fast neutron, ${}^9\text{Li}/{}^8\text{He}$) component, respectively.

The event distributions in the TAO detector without any oscillation or transition are shown in Fig. 3. The IBD event spectrum has a bell shape with the maximum around (3.5 ~ 4.0) MeV. For background, the accidental one (green curve) distributes mostly below 3.6 MeV and drops fast as energy increases. In comparison, the fast neutron (orange) and ${}^9\text{Li}/{}^8\text{He}$ (purple) background components are flat. Since the RG running effect increases with energy as shown in Fig. 2, the low background at $E_\nu > 3.5$ MeV makes JUNO-TAO particularly sensitive to non-zero values of β_δ .

To quantify the JUNO-TAO sensitivity to the RG running parameter β_δ , we adopt the following χ^2 function [41],

$$\chi^2 \equiv \sum_i^{\text{bins}} \left(\frac{N_i^{\text{true}} - N_i^{\text{test}}}{\sqrt{N_i^{\text{true}}}} \right)^2 + \chi_{\text{para}}^2 + \left(\frac{a_R}{\sigma_{a_R}} \right)^2 + \left(\frac{b_R}{\sigma_{b_R}} \right)^2 + \left(\frac{a_A}{\sigma_{a_A}} \right)^2 + \left(\frac{b_A}{\sigma_{b_A}} \right)^2 + \left(\frac{a_L}{\sigma_{a_L}} \right)^2 + \left(\frac{b_L}{\sigma_{b_L}} \right)^2 + \left(\frac{b_F}{\sigma_{b_F}} \right)^2, \quad (13)$$

where the first term on the right-hand side corresponds to the Gaussian approximation for the binned events. In the first term, $N_i^{\text{true}} \equiv N_i^{\text{sig,true}} + N_i^{\text{bkg,true}}$ is the total true event number within the i -th energy bin without oscillation. Its counterpart N_i^{test} is defined as [41],

$$N_i^{\text{test}} \equiv (1 + a_R)R_i + (1 + a_A)A_i + (1 + a_L)L_i + F_i + (b_R R_i + b_A A_i + b_F F_i + b_L L_i) \frac{E'_i - \bar{E}'_i}{E'_{\text{max}} - E'_{\text{min}}}, \quad (14)$$

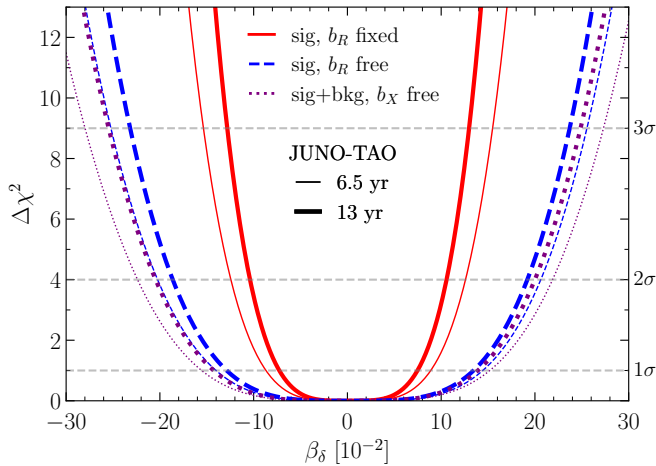


FIG. 4: The expected sensitivities ($\Delta\chi^2$) of the RG running parameter β_δ at JUNO-TAO.

where the IBD signal event number R_i contains the test RG parameter β_δ . The remaining (A_i, F_i, L_i) are the event numbers for the (accidental, fast neutron, ${}^9\text{Li}/{}^8\text{He}$) background components in the i -th energy bin, respectively.

As shown in Eq. (3), only θ_{13} and the Dirac CP phase difference $\Delta\delta_D$ affect the oscillation probability. So we include a Gaussian prior $\sin^2\theta_{13}/10^{-2} = 2.200^{+0.069}_{-0.062}$ [45] in the χ^2_{para} function. Since the θ_{13} mixing angle has been measured very precisely by mainly Daya Bay [56] as well as RENO [57] and Double CHOOZ [58], it actually does not expect to spoil the sensitivity on the RG parameter β_δ .

The remaining terms describe the systematic uncertainties. For each signal and background event number, we assign overall scaling (a_i) and tilt (b_i) nuisance parameters for the normalization and shape uncertainties, respectively. First, each component has a nuisance parameter a_X ($X \in \{R, A, L\}$) for the normalization uncertainty, $\sigma_{a_R} = 10\%$ (IBD signal), $\sigma_{a_A} = 1\%$ (accidental), and $\sigma_{a_L} = 20\%$ (${}^9\text{Li}/{}^8\text{He}$), respectively [50]. Note that the fast neutron component has no normalization uncertainty since it can be very precisely measured using the reactor-off data [50].

Second, we follow GLOBES [53, 54] to take a linear tilt to parametrize the overall shape uncertainty. Over the reconstructed energy range $[E'_{\min}, E'_{\max}] \equiv [1.8, 10]$ MeV, the spectrum would tilt around the reference energy point $\bar{E}' \equiv (E'_{\max} + E'_{\min})/2$. While the overall normalization uncertainty is energy independent, the variation due to shape uncertainty increases with the reconstructed neutrino energy E' and can fake the RG running effect. For the IBD signal, a 1% uncertainty can be estimated from the binned uncertainties in the Fig.6 of [50], including a 0.6% statistical contribution and a 0.8% systematical one.

The JUNO-TAO sensitivity to β_δ presented in Fig. 4 is obtained after marginalizing χ^2 over all the nuisance parameters and θ_{13} . The solid lines are the results obtained for the IBD signal only without considering the backgrounds or the spectrum tilt. Currently, the JUNO-TAO detector is designed to run for 6.5 years (thin) and we assume a possible extension to 13 years (thick) for comparison. With larger statistics, the β_δ sensitivity receives quite sizable improvement due to reduction of the statistical fluctuation. With 2.4 million events for 6.5 years to be expected at JUNO-TAO [50], the pure statistical fluctuation $\sqrt{N_i^{\text{true}}}$ of event numbers can the spectrum to tilt up to 0.6%. As estimated above, the zero-distance transition probability scales with β_δ roughly as $P_{ee} \approx 1 - \beta_\delta^2$ in the middle of the energy range. The 0.6% spectrum shape variation would translate to a 7.7% uncertainty of β_δ which is consistent with the solid curve in Fig. 4.

Setting free the tilt parameter b_R for the IBD signal can significantly deteriorate the sensitivity, which is shown as the blue dashed curves. This clearly shows that the spectrum tilt uncertainty is very similar to the RG running effect that is shown in Fig. 2 and consequently becomes a key factor for the β_δ sensitivity. It is desirable to explore the possibility of experimentally further suppressing the tilt uncertainty.

In comparison, the backgrounds would not make that large trouble. As shown with the purple dotted lines in Fig. 4, the sensitivity becomes only slightly worse when the backgrounds and their spectrum uncertainties, including both normalization and tilt, are switched on. This is because the RG running effect grows with the neutrino energy E_ν but the backgrounds mainly appears in the low-energy region as demonstrated in Fig. 3. The influence of backgrounds is naturally suppressed in the search of RG running effect.

Conclusion – The reactor neutrino oscillation experiments are usually envisioned as being able to measure the θ_{13} and θ_{12} mixing angles, but not the Dirac CP phase δ_D . However, we point out that the upcoming JUNO-TAO experiment can provide independent sensitivities to the RG running effect of the Dirac CP phase which appears as the deviation in δ_D . The projected sensitivity on β_δ can reach around 10%. In other words, it is possible for reactor experiments to probe CP-related new physics. With much smaller momentum transfer, around only 1 MeV for the beta decay branches, reactor experiments have the advantage of probing new physics at much lower energy. The sensitivity should further improve if the final-state positron direction can be reconstructed to obtain the full information of momentum transfer in the detection process and the spectrum tilt uncertainty should also be further improved.

Acknowledgements – The authors are grateful to Liang-Jian Wen, Yi-Chen Li, and Han Zhang for kind help. This work is supported by the National Natural Sci-

ence Foundation of China (12425506, 12375101, 12090060 and 12090064) and the SJTU Double First Class start-up fund (WF220442604). SFG is also an affiliate member of Kavli IPMU, University of Tokyo. PSP is also supported by the Grant-in-Aid for Innovative Areas No. 19H05810.

Appendix: Detection Momentum Transfer

To find the Q_d^2 range of the detection process $\bar{\nu}_e + p \rightarrow e^+ + n$, which can be parametrized as a general two-body scattering process, we work in the center-of-mass (CM) frame. For clarity, we use asterisk * to label the kinematic variables in the CM frame,

$$(E_\nu^*, \mathbf{p}_\nu^*) + (E_p^*, \mathbf{p}_p^*) \longrightarrow (E_e^*, \mathbf{p}_e^*) + (E_n^*, \mathbf{p}_n^*). \quad (\text{A1})$$

For a two-body system in the CM frame, their energy and momentum are functions of the total energy [59],

$$E_\nu^* = \frac{s - m_p^2}{2\sqrt{s}}, \quad E_p^* = \frac{s + m_p^2}{2\sqrt{s}}, \quad (\text{A2a})$$

$$E_e^* = \frac{s + m_e^2 - m_n^2}{2\sqrt{s}}, \quad E_n^* = \frac{s + m_n^2 - m_e^2}{2\sqrt{s}}, \quad (\text{A2b})$$

$$\mathbf{p}_\nu^* = \mathbf{p}_p^* = \frac{(s - m_p^2)}{2\sqrt{s}}, \quad (\text{A2c})$$

$$\mathbf{p}_e^* = \mathbf{p}_n^* = \frac{\sqrt{[s - (m_e - m_n)^2][s - (m_e + m_n)^2]}}{2\sqrt{s}}, \quad (\text{A2d})$$

with the Lorentz-invariant CM energy $s \equiv (p_\nu^* + p_p^*)^2 = m_p^2 + 2m_p E_\nu^*$.

The detection momentum transfer $Q_d^2 \equiv -(p_\nu^* - p_e^*)^2$ in the CM frame,

$$Q_d^2 = (|\mathbf{p}_\nu^*|^2 + |\mathbf{p}_e^*|^2 - 2|\mathbf{p}_\nu^*||\mathbf{p}_e^*|\cos\theta^*) - (E_\nu^* - E_e^*)^2,$$

then depends on the angle θ^* between \mathbf{p}_ν^* and \mathbf{p}_e^* . In the CM frame the scattering angle θ^* is arbitrary, and the minimum value of Q_d^2 occurs when the initial neutrino momentum \mathbf{p}_ν^* is anti-parallel to the final-state positron momentum \mathbf{p}_e^* ,

$$Q_{d,\min}^2 = (|\mathbf{p}_\nu^*| - |\mathbf{p}_e^*|)^2 - (E_\nu^* - E_e^*)^2, \quad (\text{A3a})$$

while the maximum value of Q_d^2 occurs when \mathbf{p}_ν^* has the same direction as \mathbf{p}_e^* ,

$$Q_{d,\max}^2 = (|\mathbf{p}_\nu^*| + |\mathbf{p}_e^*|)^2 - (E_\nu^* - E_e^*)^2. \quad (\text{A3b})$$

One may see that there is cancellation between the momentum and energy terms in $Q_{d,\min}^2$ which indicates that $Q_{d,\min}^2$ should be quite small while $Q_{d,\max}^2$ can be large.

[†] Electronic address: kongcf@sjtu.edu.cn

[‡] Electronic address: pedrosimpas@g.ecc.u-tokyo.ac.jp

- [1] L. Canetti, M. Drewes and M. Shaposhnikov, “*Matter and Antimatter in the Universe*,” *New J. Phys.* **14**, 095012 (2012) [arXiv:1204.4186 [hep-ph]].
- [2] B. Garbrecht, “*Why is there more matter than antimatter? Computational methods for leptogenesis and electroweak baryogenesis*,” *Prog. Part. Nucl. Phys.* **110** (2020), 103727 [arXiv:1812.02651 [hep-ph]].
- [3] M. Fukugita and T. Yanagida, “*Baryogenesis Without Grand Unification*,” *Phys. Lett. B* **174**, 45-47 (1986)
- [4] W. Buchmuller, R. D. Peccei and T. Yanagida, “*Leptogenesis as the origin of matter*,” *Ann. Rev. Nucl. Part. Sci.* **55**, 311-355 (2005) [arXiv:hep-ph/0502169 [hep-ph]].
- [5] S. Davidson, E. Nardi and Y. Nir, “*Leptogenesis*,” *Phys. Rept.* **466**, 105-177 (2008) [arXiv:0802.2962 [hep-ph]].
- [6] P. Di Bari, “*An introduction to leptogenesis and neutrino properties*,” *Contemp. Phys.* **53**, no.4, 315-338 (2012) [arXiv:1206.3168 [hep-ph]].
- [7] S. Blanchet and P. Di Bari, “*The minimal scenario of leptogenesis*,” *New J. Phys.* **14**, 125012 (2012) [arXiv:1211.0512 [hep-ph]].
- [8] Z. z. Xing and Z. h. Zhao, “*The minimal seesaw and leptogenesis models*,” *Rept. Prog. Phys.* **84** (2021) no.6, 066201 [arXiv:2008.12090 [hep-ph]].
- [9] G. C. Branco, R. G. Felipe and F. R. Joaquim, “*Leptonic CP Violation*,” *Rev. Mod. Phys.* **84**, 515-565 (2012) [arXiv:1111.5332 [hep-ph]].
- [10] M. C. Gonzalez-Garcia and M. Yokoyam, “*Neutrino Masses, Mixing, and Oscillations*”, (Chapter 14) of R. L. Workman *et al.* [Particle Data Group], “*Review of Particle Physics*,” *PTEP* **2022**, 083C01 (2022).
- [11] K. Abe *et al.* [T2K], “*Measurements of neutrino oscillation parameters from the T2K experiment using 3.6×10^{21} protons on target*,” *Eur. Phys. J. C* **83**, no.9, 782 (2023) [arXiv:2303.03222 [hep-ex]].
- [12] C. Giganti [T2K], “*T2K recent results and plans*,” Neutrino 2024, June 16-22, 2024.
- [13] M. A. Acero *et al.* [NOvA], “*Improved measurement of neutrino oscillation parameters by the NOvA experiment*,” *Phys. Rev. D* **106**, no.3, 032004 (2022) [arXiv:2108.08219 [hep-ex]].
- [14] J. Wolcott [NOvA], “*New NOvA Results with 10 Years of Data*,” Neutrino 2024, June 16-22, 2024.
- [15] E. Atkin [T2K and NOvA], “*Results from the T2K+NOvA Joint Analysis*,” Seminar at KEK, February 16, 2024; Z. Vallari [NOvA and T2K], “*NOvA-T2K Joint Analysis Results*,” Joint Experimental-Theoretical Physics Seminar, Fermilab, February 16, 2024.
- [16] K. Abe *et al.* [Hyper-Kamiokande], “*Hyper-Kamiokande Design Report*,” [arXiv:1805.04163 [physics.ins-det]].
- [17] R. Acciarri *et al.* [DUNE], “*Long-Baseline Neutrino Facility (LBNF) and Deep Underground Neutrino Experiment (DUNE): Conceptual Design Report, Volume 2: The Physics Program for DUNE at LBNF*,” [arXiv:1512.06148 [physics.ins-det]].
- [18] J. Evslin, S. F. Ge and K. Hagiwara, “*The leptonic CP phase from T2(H)K and μ^+ decay at rest*,” *JHEP* **02**, 137 (2016) [arXiv:1506.05023 [hep-ph]].
- [19] S. F. Ge, C. F. Kong and P. Pasquini, “*Improving CP measurement with THEIA and muon decay at rest*,” *Eur. Phys. J. C* **82**, no.6, 572 (2022) [arXiv:2202.05038 [hep-ph]].
- [20] S. F. Ge, “*Measuring the Leptonic Dirac CP Phase*

* Electronic address: gesf@sjtu.edu.cn

- with *TNT2K*,” presented at NuPhys 2016 in London [[arXiv:1704.08518](#) [hep-ph]].
- [21] S. F. Ge, “*The Leptonic CP Measurement and New Physics Alternatives*,” *PoS NuFact2019*, 108 (2020); S. F. Ge, “*New Physics with Scalar and Dark Non-Standard Interactions in Neutrino Oscillation*,” *J. Phys. Conf. Ser.* **1468**, no.1, 012125 (2020).
- [22] S. F. Ge, P. Pasquini, M. Tortola and J. W. F. Valle, “*Measuring the leptonic CP phase in neutrino oscillations with nonunitary mixing*,” *Phys. Rev. D* **95**, no.3, 033005 (2017) [[arXiv:1605.01670](#) [hep-ph]].
- [23] S. F. Ge and A. Y. Smirnov, “*Non-standard interactions and the CP phase measurements in neutrino oscillations at low energies*,” *JHEP* **10**, 138 (2016) [[arXiv:1607.08513](#) [hep-ph]].
- [24] Y. F. Li, Z. z. Xing and J. y. Zhu, “*Indirect unitarity violation entangled with matter effects in reactor antineutrino oscillations*,” *Phys. Lett. B* **782**, 578-588 (2018) [[arXiv:1802.04964](#) [hep-ph]].
- [25] S. F. Ge and S. J. Parke, “*Scalar Nonstandard Interactions in Neutrino Oscillation*,” *Phys. Rev. Lett.* **122**, no.21, 211801 (2019) [[arXiv:1812.08376](#) [hep-ph]].
- [26] S. F. Ge and H. Murayama, “*Apparent CPT Violation in Neutrino Oscillation from Dark Non-Standard Interactions*,” [[arXiv:1904.02518](#) [hep-ph]].
- [27] J. A. Casas, J. R. Espinosa, A. Ibarra and I. Navarro, “*General RG equations for physical neutrino parameters and their phenomenological implications*,” *Nucl. Phys. B* **573**, 652-684 (2000) [[arXiv:hep-ph/9910420](#) [hep-ph]].
- [28] S. Antusch, J. Kersten, M. Lindner and M. Ratz, “*Running neutrino masses, mixings and CP phases: Analytical results and phenomenological consequences*,” *Nucl. Phys. B* **674**, 401-433 (2003) [[arXiv:hep-ph/0305273](#) [hep-ph]].
- [29] S. Antusch, J. Kersten, M. Lindner, M. Ratz and M. A. Schmidt, “*Running neutrino mass parameters in see-saw scenarios*,” *JHEP* **03** (2005), 024 [[arXiv:hep-ph/0501272](#) [hep-ph]].
- [30] S. Ray, “*Renormalization group evolution of neutrino masses and mixing in seesaw models: A Review*,” *Int. J. Mod. Phys. A* **25**, 4339-4384 (2010) [[arXiv:1005.1938](#) [hep-ph]].
- [31] Z. z. Xing and H. Zhang, “*Distinguishable RGE running effects between Dirac neutrinos and Majorana neutrinos with vanishing Majorana CP-violating phases*,” *Commun. Theor. Phys.* **48** (2007), 525 [[arXiv:hep-ph/0601106](#) [hep-ph]].
- [32] S. Luo and Z. z. Xing, “*Impacts of the observed θ_{13} on the running behaviors of Dirac and Majorana neutrino mixing angles and CP-violating phases*,” *Phys. Rev. D* **86** (2012), 073003 [[arXiv:1203.3118](#) [hep-ph]].
- [33] T. Ohlsson, H. Zhang and S. Zhou, “*Radiative corrections to the leptonic Dirac CP-violating phase*,” *Phys. Rev. D* **87** (2013) no.1, 013012 [[arXiv:1211.3153](#) [hep-ph]].
- [34] T. Ohlsson and S. Zhou, “*Renormalization group running of neutrino parameters*,” *Nature Commun.* **5** (2014), 5153 [[arXiv:1311.3846](#) [hep-ph]].
- [35] Z. z. Xing, D. Zhang and J. y. Zhu, “*The $\mu - \tau$ reflection symmetry of Dirac neutrinos and its breaking effect via quantum corrections*,” *JHEP* **11**, 135 (2017) [[arXiv:1708.09144](#) [hep-ph]].
- [36] G. y. Huang, Z. z. Xing and J. y. Zhu, “*Correlation of normal neutrino mass ordering with upper octant of θ_{23} and third quadrant of δ via RGE-induced μ - τ symmetry breaking*,” *Chin. Phys. C* **42**, no.12, 123108 (2018) [[arXiv:1806.06640](#) [hep-ph]].
- [37] K. S. Babu, V. Brdar, A. de Gouvêa and P. A. N. Machado, “*Energy-dependent neutrino mixing parameters at oscillation experiments*,” *Phys. Rev. D* **105**, no.11, 115014 (2022) [[arXiv:2108.11961](#) [hep-ph]].
- [38] M. Bustamante, A. M. Gago and J. Jones Perez, “*SUSY Renormalization Group Effects in Ultra High Energy Neutrinos*,” *JHEP* **05**, 133 (2011) [[arXiv:1012.2728](#) [hep-ph]].
- [39] K. S. Babu, V. Brdar, A. de Gouvêa and P. A. N. Machado, “*Addressing the short-baseline neutrino anomalies with energy-dependent mixing parameters*,” *Phys. Rev. D* **107**, no.1, 015017 (2023) [[arXiv:2209.00031](#) [hep-ph]].
- [40] S. F. Ge, C. F. Kong and P. Pasquini, “*Neutrino CP Measurement in the Presence of RG Running with Mismatched Momentum Transfers*,” [[arXiv:2310.04077](#) [hep-ph]].
- [41] A. Abusleme *et al.* [JUNO], “*TAO Conceptual Design Report: A Precision Measurement of the Reactor Antineutrino Spectrum with Sub-percent Energy Resolution*,” [[arXiv:2005.08745](#) [physics.ins-det]].
- [42] M. Gell-Mann and F. E. Low, “*Quantum electrodynamics at small distances*,” *Phys. Rev.* **95**, 1300-1312 (1954)
- [43] X. G. Wu, S. J. Brodsky and M. Mojaza, “*The Renormalization Scale-Setting Problem in QCD*,” *Prog. Part. Nucl. Phys.* **72**, 44-98 (2013) [[arXiv:1302.0599](#) [hep-ph]].
- [44] Y. F. Li, Y. Wang and Z. z. Xing, “*Terrestrial matter effects on reactor antineutrino oscillations at JUNO or RENO-50: how small is small?*,” *Chin. Phys. C* **40**, no.9, 091001 (2016) [[arXiv:1605.00900](#) [hep-ph]].
- [45] P. F. de Salas, D. V. Forero, S. Gariazzo, P. Martínez-Miravé, O. Mena, C. A. Ternes, M. Tórtola and J. W. F. Valle, “*2020 global reassessment of the neutrino oscillation picture*,” *JHEP* **02** (2021), 071 [[arXiv:2006.11237](#) [hep-ph]]. See tables in the [Valencia neutrino global fit](#).
- [46] C. Giunti and C. W. Kim, “*Fundamentals of Neutrino Physics and Astrophysics*,” 2007.
- [47] J. Venzor, A. Pérez-Lorenzana and J. De-Santiago, “*Bounds on neutrino-scalar nonstandard interactions from big bang nucleosynthesis*,” *Phys. Rev. D* **103**, no.4, 043534 (2021) [[arXiv:2009.08104](#) [hep-ph]].
- [48] P. Vogel and J. F. Beacom, “*Angular distribution of neutron inverse beta decay, $\bar{\nu}_e + p \rightarrow e^+ + n$* ,” *Phys. Rev. D* **60**, 053003 (1999) [[arXiv:hep-ph/9903554](#) [hep-ph]].
- [49] L. Wei, L. Zhan, J. Cao and W. Wang, “*Improving the Energy Resolution of the Reactor Antineutrino Energy Reconstruction with Positron Direction*,” [[arXiv:2005.05034](#) [physics.ins-det]].
- [50] A. Abusleme *et al.* [JUNO], “*Potential to Identify the Neutrino Mass Ordering with Reactor Antineutrinos in JUNO*,” [[arXiv:2405.18008](#) [hep-ex]].
- [51] F. P. An *et al.* [Daya Bay], “*Improved Measurement of the Reactor Antineutrino Flux and Spectrum at Daya Bay*,” *Chin. Phys. C* **41**, no.1, 013002 (2017) [[arXiv:1607.05378](#) [hep-ex]].
- [52] T. A. Mueller, D. Lhuillier, M. Fallot, A. Letourneau, S. Cormon, M. Fechner, L. Giot, T. Lasserre, J. Martino and G. Mention, *et al.* “*Improved Predictions of Reactor Antineutrino Spectra*,” *Phys. Rev. C* **83**, 054615 (2011) [[arXiv:1101.2663](#) [hep-ex]].
- [53] P. Huber, M. Lindner and W. Winter, “*Simulation of long-baseline neutrino oscillation experiments with*

- GLOBES (General Long Baseline Experiment Simulator),* *Comput. Phys. Commun.* **167**, 195 (2005) [[arXiv:hep-ph/0407333](#) [hep-ph]].
- [54] P. Huber, J. Kopp, M. Lindner, M. Rolinec and W. Winter, “*New features in the simulation of neutrino oscillation experiments with GLOBES 3.0: General Long Baseline Experiment Simulator,*” *Comput. Phys. Commun.* **177**, 432-438 (2007) [[arXiv:hep-ph/0701187](#) [hep-ph]].
- [55] V. S. Basto-Gonzalez, D. V. Forero, C. Giunti, A. A. Quiroga and C. A. Ternes, “*Short-baseline oscillation scenarios at JUNO and TAO,*” *Phys. Rev. D* **105**, no.7, 075023 (2022) [[arXiv:2112.00379](#) [hep-ph]].
- [56] F. P. An *et al.* [Daya Bay], “*Precision Measurement of Reactor Antineutrino Oscillation at Kilometer-Scale Baselines by Daya Bay,*” *Phys. Rev. Lett.* **130**, no.16, 161802 (2023) [[arXiv:2211.14988](#) [hep-ex]].
- [57] C. Shin [Reno], “*Recent Results from RENO,*” *PoS ICHEP2020*, 177 (2021)
- [58] P. Soldin [Double Chooz], “*Precision Neutrino Mixing Angle Measurement with the Double Chooz Experiment and Latest Results,*” *PoS TAUP2023*, 228 (2024)
- [59] D. Miller, D. R. Tovey, and J. D. Jackson, “*Kinematics*”, (Chapter 49) of R. L. Workman *et al.* [Particle Data Group], “*Review of Particle Physics,*” *PTEP* **2022**, 083C01 (2022).