

Radiance Field Delta Video Compression in Edge-Enabled Vehicular Metaverse

Matúš Dopiriak¹, Eugen Šlapak¹, Juraj Gazda¹, Devendra S. Gurjar²,
Mohammad Abdullah Al Faruque³, Marco Levorato³

¹Department of Computers and Informatics, Technical University of Košice, Slovakia
Email: {matus.dopiriak, eugen.slapak, juraj.gazda}@tuke.sk

²Department of Electronics and Communications Engineering, National Institute of Technology Silchar, India
Email: dsgurjar@ece.nits.ac.in

³Department of Electrical Engineering and Computer Science, University of California, Irvine, United States
Email: {alfaruqu, levorato}@uci.edu

Abstract—Connected and autonomous vehicles (CAVs) offload computationally intensive tasks to multi-access edge computing (MEC) servers via vehicle-to-infrastructure (V2I) communication, enabling applications within the vehicular metaverse, which transforms physical environment into the digital space enabling advanced analysis or predictive modeling. A core challenge is physical-to-virtual (P2V) synchronization through digital twins (DTs), reliant on MEC networks and ultra-reliable low-latency communication (URLLC). To address this, we introduce radiance field (RF) delta video compression (RFDVC), which uses RF-encoder and RF-decoder architecture using distributed RFs as DTs storing photorealistic 3D urban scenes in compressed form. This method extracts differences between CAV-frame capturing actual traffic and RF-frame capturing empty scene from the same camera pose in batches encoded and transmitted over the MEC network. Experiments show data savings up to 71% against H.264 codec and 44% against H.265 codec under different conditions as lighting changes, and rain. RFDVC also demonstrates resilience to transmission errors, achieving up to +0.29 structural similarity index measure (SSIM) improvement at block error rate (BLER) = 0.35 in non-rainy and +0.25 at BLER = 0.2 in rainy conditions, ensuring superior visual quality compared to standard video coding (VC) methods across various conditions.

Index Terms—autonomous driving, digital twin, edge computing, radiance fields, vehicular metaverse, video compression.

I. INTRODUCTION

CONNECTED and autonomous vehicles (CAVs) are at the forefront of modern transportation systems, relying on advanced perception module to process terabytes of data from sensors (e.g., LiDARs or cameras). The module interprets the environment to ensure safe and efficient navigation by executing computationally intensive tasks such as localization, object detection, scene understanding, prediction, and tracking in real-time [1]. To manage these high demands, CAVs employ vehicle-to-infrastructure (V2I) communication, offloading processing tasks to edge computing servers [2].

Tech giants have recently invested heavily towards transforming physical environment into the digital space within the metaverse [3], including applications in transportation systems, known as vehicular metaverse. It integrates real-time traffic information into a unified virtual space, enabling advanced analysis, predictive modeling, and efficient resource

management. A key challenge in this domain is the physical-to-virtual (P2V) synchronization [4], which relies on V2I communication utilizing multi-access edge computing (MEC) networks [5] and ultra-reliable low latency communications (URLLC) [6] requiring reliability levels up to $1 - 10^{-5}\%$ and end-to-end latency in the range of 5 – 10 ms. In recent years, deep learning (DL) techniques have been employed to enhance P2V synchronization and meet stringent communication requirements through video compression [7], [8]. These techniques are primarily used in conjunction with standard video codecs for intra-prediction, focusing on compressing intra frames (complete frames), which contribute the most to the overall bitrate. Additionally, other approaches use implicit neural representations to transform individual frames [9]–[11] or use learning-based compression of both temporal and binocular redundancy in stereo video [12].

The metaverse endeavors aim at closing this synchronization gap by developing photorealistic digital environments (i.e., digital twins (DTs)) at the edge of the MEC network [13]–[15]. Recent studies as in [16]–[20] also underscore the critical role of DTs at the edge in reconstructing alternative digital environments that do not require advanced sensor data, such as LiDARs, nor their redundant transmission over the network.

Since 2020, neural radiance fields (NeRFs) [21] have become a significant breakthrough in a 3D scene reconstruction and rendering, enabling potential DT applications without relying on LiDAR data transmission over the MEC network. This is achieved through implicit depth prediction via volume rendering along a ray and the development of advanced NeRF variants. NeRFs enable the generation of novel views from previously unseen angles and provide efficient compression of 3D scenes, even when trained on sparse input data with varying camera poses. The underlying volumetric representation is encoded as a multi-layer perceptron (MLP) and rendered through volumetric ray-marching. NeRFs excel in modeling volumetric radiance, which is crucial for accurately capturing intricate details, subtle lighting effects, and complex lighting conditions, such as advanced reflections and dynamic weather changes, essential for a realistic scene reconstruction. In recent years, significant advancements have been made in reducing training and rendering time while improving the accuracy of

radiance fields (RFs) as in [22], [23], especially instant neural graphics primitives (INGP) [24] and 3D gaussian splatting (3DGS) [25] explained more in-depth in Section II-B.

In the survey on the application of RFs in autonomous driving (AD) [26], traditional RF methods are highlighted as struggling with scalability, leading to visual artifacts and reduced fidelity in large outdoor environments. To address this issue, Block-NeRF [27] was proposed, decomposing extensive scenes into multiple compact, independently trained NeRFs. While recent advancements offer promising solutions to large-scale scenes, they are hindered by significant computational demands. Streamable memory efficient RF (SMERF) [28] introduces a hierarchical model partitioning scheme and distillation training, while NeRF-XL [29] distributes tasks across multiple GPUs. Hierarchical 3DGS [30] partitions large scenes into chunks, optimizing each independently.

RF-based simulators [31]–[33] are utilizing scene decomposition of dynamic elements and scene relighting to be primarily used for further simulations in AD or secondarily be used as DTs. However, the experimental results lack robustness for generalization across diverse scenarios and depend on LiDAR data [34], [35] for computationally intensive training. Distributed visual data collection for creating NeRF-based DT for autonomous mobility was examined in [36]. The work has tested the speed of real-world to DT updates when considering different DT quality and network conditions. While this work tests many of the assumptions crucial for our work, it misses the key idea of use of NeRFs for rapid compression to mitigate the latency.

In this study, we extend our previous work in [37] by introducing RF delta video compression (RFDVC). This approach leverages a V2I communication between a CAV and a MEC server. RFs, distributed across the CAV (sender) and the MEC server (receiver), reconstruct static elements of an empty urban scene (e.g., buildings, roads or traffic lights), reducing the need for their repeated transmission. We segment differences, between CAV-frame capturing actual traffic and RF-frame capturing an empty scene from the same pose, represented as Delta-frames. The sender encodes and transmits the Delta-frames in batches over the MEC network, while the receiver reconstructs the CAV-frame as a Rec-frame by applying the Delta-frame to the corresponding RF-frame. Standard codecs face challenges encoding complex patterns within or across frames, leading to increased bitrate and potential MEC network congestion. RFDVC minimizes redundant data by storing it in distributed RFs at both ends, while Delta-frames retain only differences between CAV-frame and RF-frame from the same camera pose. The remaining pixels are masked out as a solid black background enabling more efficient compression. RFDVC achieves notable throughput savings and reduces latency, which is pivotal for a real-time communication.

A critical distinction of our approach lies in its evaluation across a broad spectrum of environmental and operational conditions. Unlike prior works that often focus on static or idealized scenarios, we systematically test performance under varying weather conditions (e.g., rain, wet surfaces), different times of day (morning, noon, evening), and dynamic traffic

scenarios, such as sparse and dense traffic. This comprehensive evaluation demonstrates the robustness and adaptability of RFDVC, addressing gaps in previous research that often overlook these real-world complexities. Our findings highlight the capability of RFDVC to maintain efficient communication and accurate results even in challenging and diverse conditions, setting it apart from existing compression frameworks.

The main contributions of this paper are summarized as follows:

- 1) We present an RF-encoder and an RF-decoder architecture using distributed RFs as DTs for storing photorealistic 3D urban scenes in a compressed form.
- 2) We propose delta segmentation (DS) algorithm for extraction of differences between CAV-frame and RF-frame pairs without being limited by a predefined set of classes using zero-shot generalization. We also guarantee the transmission of critical classes (e.g., pedestrians or vehicles) using semantic segmentation.
- 3) We validate the data compression achieved by the RFDVC framework compared to H.264 and H.265 codecs under different conditions as lighting changes, and rain. We also evaluate its performance under simulated packet loss to assess quality under challenging network conditions.

II. VIDEO COMPRESSION PRELIMINARIES

In this section, we present the foundational principles of the H.264 and H.265 codecs widely utilized for real-time V2I communication to achieve efficient video compression via inter-frame and intra-frame encoding techniques. Subsequently, we introduce RFs as compressed representations of 3D scenes.

A. Standard Video Compression

Standard video codecs like H.264 and H.265 (HEVC) are critical for real-time V2I communication. These codecs use spatial compression to eliminate redundancy within individual frames and temporal compression to minimize redundancy across multiple frames. Frames are generally organized into a group of pictures (GOP) structure, defined as the interval between two complete frames, known as intra-frames. The GOP consists of both intra-frames (I-frames) and inter-frames. I-frames store the full image information, similar to a standard jpeg file. Inter-frames, which depend on I-frames for reconstruction, are categorized into P-frames and B-frames. P-frames store differences from preceding frames, while B-frames store differences from both preceding and subsequent frames. B-frames achieve the highest compression ratio and have the smallest file size on average, among these frame types. Fig. 1 b) shows a sequence of encoded frames transmitted over the network within a GOP structure. It highlights the arrangement of B-frames and P-frames between two I-frames.

Traditional video compression depends on frequent I-frame transmission to maintain video quality, especially in scenes with high motion or complexity, as P-frames and B-frames rely on I-frames for reconstruction. Extending the GOP length can reduce the overall data size by decreasing the number

of I-frames, which are the largest contributors to the GOP size. However, this approach may reduce frame reconstruction quality and increase vulnerability to errors caused by network issues, such as packet loss or bit flips. To balance compression efficiency, video quality, and latency, careful management of I-frame transmission frequency, or even avoiding frequent I-frame transmission, is necessary to prevent network congestion. In the context of CAVs, maintaining low latency remains a crucial challenge, and the compression of I-frames is still a significant bottleneck in standard video coding (VC) when deployed for real-time data transmission.

B. Radiance Fields as Compressed 3D Scenes

We explore the core principles of RFs pivotal to our approach for efficient and photorealistic compression of 3D scenes used as DTs in the vehicular metaverse. We focus on two RF variants used in our experiments: INGP [24] and 3DGS [25]. These variants were selected primarily for their favorable training time and reasonable accuracy they offer in reconstructing 3D scenes.

NeRFs [21] utilize MLPs to encode 3D scenes, parametrizing images with camera poses and optimizing a volumetric scene function approximated by MLP Φ_{Θ} :

$$\Phi_{\Theta} : (\mathbf{x}, \mathbf{d}) \rightarrow (\hat{c}, \sigma), \quad (1)$$

where \mathbf{x} is the location of the point in 3D space, \mathbf{d} is the viewing direction, \hat{c} is the emitted radiance, and σ is the volume density.

Rendering from RF involves calculating the expected color $\hat{C}(\mathbf{r})$ of a ray $\mathbf{r}(t) = \mathbf{o} + t\mathbf{d}$, defined by its origin \mathbf{o} and direction \mathbf{d} , within near and far bounds t_n and t_f , by integrating the transmittance $T(t)$:

$$\hat{C}(\mathbf{r}) = \int_{t_n}^{t_f} T(t)\sigma(\mathbf{r}(t))\hat{c}(\mathbf{r}(t), \mathbf{d})dt. \quad (2)$$

The transmittance $T(t)$ is defined as follows:

$$T(t) = \exp\left(-\int_{t_n}^t \sigma(\mathbf{r}(s))ds\right), \quad (3)$$

where $T(t)$ is the probability that ray in the range from t_n to t does not hit any material.

The loss \mathcal{L}_{NeRF} is the squared error between rendered $\hat{C}(\mathbf{r})$ and ground truth (GT) $C(\mathbf{r})$ colors:

$$\mathcal{L}_{NeRF} = \sum_{\mathbf{r} \in \mathcal{R}} [\|\hat{C}(\mathbf{r}) - C(\mathbf{r})\|_2^2], \quad (4)$$

where \mathcal{R} is the set of rays in each batch.

We describe our INGP and 3DGS, which use images captured from different camera poses as a transformation matrices. This data is typically obtained through a structure-from-motion (SfM) algorithm from CAV-frames or by transforming camera poses from the CARLA simulator to the Nerfstudio library, as demonstrated in Section V, using the following formula:

$$M_{ns} = R_z\left(\frac{\pi}{2}\right)R_x\left(-\frac{\pi}{2}\right)R_y(\pi)T_{\text{trans}}M_{cl}, \quad (5)$$

where M_{ns} is a transformation matrix of the Nerfstudio library, R_z, R_x, R_y represent rotation matrices for each axis, T_{trans} is

a transformation matrix substituting each axis and M_{cl} is a transformation matrix of the CARLA simulator.

INGP [24] tackles the issue of NeRFs in excessive training and rendering times using neural graphics primitives and multiresolution hash encoding. The model contains trainable weight parameters Θ and encoding parameters θ structured into L levels, each holding up to U feature vectors. Each level $l \in L$ operates independently, storing feature vectors at grid vertices. The grid resolution at each level l follows a geometric progression from the coarsest N_{\min} to the finest N_{\max} resolution given by formulas:

$$N_l := N_{\min}s^l, \quad (6)$$

where N_l is the resolution at level l , and s is the growth factor:

$$s := \exp\left(\frac{\ln N_{\max} - \ln N_{\min}}{L - 1}\right). \quad (7)$$

The 3DGS [25] uses differentiable 3D gaussians to model scenes without the use of neural components. 3DGS constructs 3D gaussians $G(x)$ in world space centered at point (mean) μ , and represented by covariance matrix Σ :

$$G(x) = \exp\left(-\frac{1}{2}(x)^T\Sigma^{-1}(x)\right). \quad (8)$$

These gaussians are projected to 2D using a transformation W and jacobian J , resulting in a camera-space covariance matrix Σ' :

$$\Sigma' = JW\Sigma W^T J^T. \quad (9)$$

The covariance matrix Σ defines scaling S_{scl} and rotation R_{rot} :

$$\Sigma = R_{\text{rot}}S_{\text{scl}}S_{\text{scl}}^T R_{\text{rot}}^T. \quad (10)$$

Stochastic gradient descent (SGD) optimizes the gaussian parameters $p_{\text{gaus}}, \alpha, \Sigma$, and spherical harmonics (SH) representing color c of each gaussian. The loss function \mathcal{L}_{3DGS} combines mean absolute error \mathcal{L}_1 and a differentiable structural similarity index measure (D-SSIM) \mathcal{L}_{D-SSIM} with a balance hyperparameter λ :

$$\mathcal{L}_{3DGS} = (1 - \lambda)\mathcal{L}_1 + \lambda\mathcal{L}_{D-SSIM}. \quad (11)$$

III. FORMULATION OF THE PROBLEM

In this section, we present the V2I communication problem, introducing the mathematical notation used for both the problem formulation and the proposed approach, as summarized in Table I.

The V2I communication employs \mathcal{V} as the set of CAVs and \mathcal{E} as the set of MEC servers. Each CAV $v \in \mathcal{V}$ transmits batch of video frames (i.e., CAV-frames \mathbf{F}_{cav}) to its assigned MEC server $e \in \mathcal{E}$. Frames are grouped into batches of a specified size, denoted by \mathbf{F}_{cav} , and encoded before transmission. Transmitted bitstream $\mathbf{b}_{\text{stream}}$ is decoded on the receiver side for downstream tasks.

To systematically address the challenges of efficient data compression and transmission in V2I communication, we

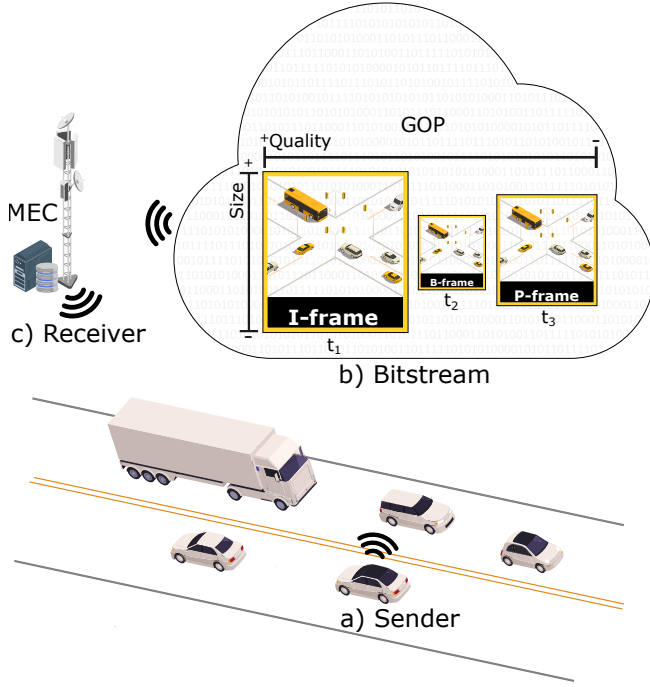


Fig. 1. (a) Sender v captures CAV-frames using onboard cameras. (b) A batch of CAV-frames \mathbf{F}_{cav} is transmitted over the network as a bitstream $\mathbf{b}_{\text{stream}}$. (c) Receiver e processes the data and returns the output to the sender.

formalize the problem as an optimization task. The objective is to minimize the total amount of data transmitted while maintaining high-quality reconstruction of video frames and adhering to network constraints. This theoretical framework also helps establish an upper bound for achievable compression efficiency under ideal conditions, serving as a benchmark for evaluating the proposed RFDVC framework.

A. Optimization Problem for RFDVC

In the V2I communication scenario, a CAV captures a batch of video frames \mathbf{F}_{cav} , representing its current environment. These frames are transmitted to a MEC server, where they are processed and used to synchronize P2V environments in the form of DTs. RF models Ψ_{rf} are used to model the static parts of the environment, and differences between the CAV-frames \mathbf{F}_{cav} and the RF-frames \mathbf{F}_{rf} are captured as Delta-frames \mathbf{F}_{Δ} .

Fig. 1 illustrates a CAV v (sender) offloading batch of CAV-frames \mathbf{F}_{cav} over the MEC network to a nearby MEC server e (receiver). A primary challenge arises from the typical use of codecs like H.264, which encode frame batches with reference and complete frames, resulting in larger data sizes and potential network congestion. Our objective is to reduce network communication overhead while ensuring that the transmitted frame batches preserve the scene semantics and information required for subsequent downstream tasks on MEC servers.

1) *Formal definitions*: The data transmitted $\mathbf{b}_{\text{stream}}$, is the encoded version of the Delta-frames \mathbf{F}_{Δ} , where $H(\cdot)$ represents the compression codec efficiency of used codec (e.g., H.264 or H.265):

$$\|\mathbf{b}_{\text{stream}}\| = H(\mathbf{F}_{\Delta}). \quad (12)$$

TABLE I
MAIN NOTATIONS.

Notation	Description
\mathcal{A}	The set of areas
a	Area
\mathcal{V}	The set of CAVs
v	CAV
\mathcal{E}	The set of MEC servers
e	MEC server
$\mathbf{b}_{\text{stream}}$	Bitstream
$\mathbf{b}_{\text{stream}}^{\text{ideal}}$	Ideal bitstream
\mathbf{F}_{cav}	The batch of CAV-frames
\mathbf{F}_{Δ}	The batch of Delta-frames
$\mathbf{F}_{\Delta}^{\text{ideal}}$	The batch of ideal Delta-frames
\mathbf{F}_{rec}	The batch of Rec-frames
Ψ_{rf}	RF model
cam_{pose}	Camera pose
F_{rf}	RF-frame
F_{cav}	CAV-frame
F_{Δ}	Delta-frame
$F_{\Delta}^{\text{ideal}}$	Ideal Delta-frames
F_{rec}	Rec-frame
\mathcal{M}_{rf}	The set of Seg-masks from RF-frame using FastSAM
\mathcal{M}_{cav}	The set of Seg-masks from CAV-frame using FastSAM
$\mathcal{M}_{\text{class}}$	The set of Seg-masks from CAV-frame using YOLOv11
\mathcal{M}_{Δ}	The set of Seg-masks as differences between \mathcal{M}_{rf} and \mathcal{M}_{cav}
$\mathcal{M}_{\Delta}^{\text{ideal}}$	The ideal set of Seg-masks as differences between \mathcal{M}_{rf} and \mathcal{M}_{cav}
S_{rf}	Seg-frame from RF-frame
S_{cav}	Seg-frame from CAV-frame
S_{class}	Seg-frame from a YOLOv11 model
S_{Δ}	Seg-frame with differences
Δ	Encoded delta
τ	Latency
T_{net}	Available network throughput
$Q_{\text{dec}}(\mathbf{F}_{\Delta})$	Quality metric for decoded Delta-frames
$Q_{\text{rec}}(\mathbf{F}_{\text{rec}})$	Quality metric for Rec-frames
$q_{\text{min}_{\Delta}}$	Minimum required quality for Delta-frames
$q_{\text{min}_{\text{rec}}}$	Minimum required quality for Rec-frames
\mathcal{O}	Set of novel objects absent in RF
$\mathcal{C}_{\text{cond}}$	Set of environmental conditions (e.g., rain or lighting)
H	Codec compression efficiency
P_{loss}	Packet loss probability
r_{max}	Maximum compression ratio
d_{max}	Theoretical maximum data savings

2) *Objective function*: The main goal is to minimize the total data transmitted over the network $\mathbf{b}_{\text{stream}}$, while ensuring high-quality reconstruction $Q_{\text{rec}}(\mathbf{F}_{\text{rec}})$ and complying with network constraints. The optimization problem is thus formulated as follows:

$$\min_{F_{\Delta}, \mathbf{b}_{\text{stream}}} \|\mathbf{b}_{\text{stream}}\|, \quad (13)$$

subject to:

- $Q_{\text{dec}}(\mathbf{F}_{\Delta}) \geq q_{\text{min}_{\Delta}}$, (see Eq. 16)
- $\|\mathbf{b}_{\text{stream}}\| \leq T_{\text{net}}\tau$, (see Eq. 14)
- $P_{\text{loss}}(\mathbf{b}_{\text{stream}}) \leq \epsilon$, (see Eq. 17)
- $Q_{\text{dec}}(\mathbf{F}_{\Delta}, \mathcal{C}_{\text{cond}}) \geq q_{\text{min}_{\Delta}}$, $\forall \mathcal{C}_{\text{cond}}$. (see Eq. 19)

3) *Constraints*: The objective function is subject to the following constraints expressed by equations.

The first pair of limiting constraints in practical scenarios are the throughput and latency. Specifically, the total trans-

mitted data $\|\mathbf{b}_{\text{stream}}\|$ must not exceed the available network throughput T_{net} multiplied by the allowable latency τ :

$$\|\mathbf{b}_{\text{stream}}\| \leq T_{\text{net}}\tau. \quad (14)$$

To ensure that the Rec-frames \mathbf{F}_{rec} maintain fidelity, the structural similarity index measure (SSIM) or peak signal-to-noise ratio (PSNR) must meet a minimum threshold:

$$Q_{\text{rec}}(\mathbf{F}_{\text{rec}}) \geq q_{\text{min_rec}}. \quad (15)$$

Since the static RF component is identical for both sender and receiver and only dynamic part is transmitted through the network, it is enough to ensure optimal reconstruction quality for Delta-frames \mathbf{F}_{Δ} . The quality of the decoded Delta-frames $Q_{\text{dec}}(\mathbf{F}_{\Delta})$ is evaluated using SSIM. It must meet a minimum quality threshold:

$$Q_{\text{dec}}(\mathbf{F}_{\Delta}) \geq q_{\text{min_}\Delta}. \quad (16)$$

Another constraint is determined by robustness to packet loss, up to a certain limit beyond which almost no useful information can be recovered from the datastream. The impact of packet loss $P_{\text{loss}}(\mathbf{b}_{\text{stream}})$ must be within tolerable limits:

$$P_{\text{loss}}(\mathbf{b}_{\text{stream}}) \leq \epsilon, \quad (17)$$

where ϵ is the maximum allowable loss.

Due to existence of a wide spectrum of environments that may pose a challenge to segmentation of pixels representing dynamic objects, the system should be robust to environmental conditions. The Rec-frames \mathbf{F}_{rec} must maintain quality under these conditions $\mathcal{C}_{\text{cond}}$, such as lighting changes, rain, or wet surfaces:

$$Q_{\text{rec}}(\mathbf{F}_{\text{rec}}, \mathcal{C}_{\text{cond}}) \geq q_{\text{min}}, \quad \forall \mathcal{C}_{\text{cond}}. \quad (18)$$

Due to identical RF at sender and receiver we can reduce this requirement to :

$$Q_{\text{dec}}(\mathbf{F}_{\Delta}, \mathcal{C}_{\text{cond}}) \geq q_{\text{min_}\Delta}, \quad \forall \mathcal{C}_{\text{cond}}. \quad (19)$$

B. Theoretical Optimum under Ideal Conditions

Under ideal conditions, the optimization problem reaches its theoretical optimum, where:

The ideal Delta-frame $F_{\Delta}^{\text{ideal}}$ accurately captures all dynamic objects within the scene, ensuring the absence of both false positives and false negatives. It is formally defined as follows:

$$F_{\Delta}^{\text{ideal}}(x, y) = \begin{cases} \text{Label}(M_{\Delta}^{\text{ideal}}) & \text{if pixel } (x, y) M_{\Delta}^{\text{ideal}} \in \mathcal{M}_{\Delta}^{\text{ideal}}, \\ 0 & \text{otherwise (background)}, \end{cases} \quad (20)$$

where $\mathcal{M}_{\Delta}^{\text{ideal}}$ is the set of ideal dynamic objects (e.g., vehicles and pedestrians) as and $\text{Label}(M_{\Delta}^{\text{ideal}})$ is a unique identifier assigned to each mask $M_{\Delta}^{\text{ideal}}$ in the scene. Later in this work, in Section V, we use GT segmentation masks. This allows us to explore the gap between such ideal segmentation and non-ideal real-world segmentation approach, in terms of segmentation quality effects on compression efficiency.

The theoretical minimum size of the transmitted bitstream $\mathbf{b}_{\text{stream}}^{\text{ideal}}$ is:

$$\|\mathbf{b}_{\text{stream}}^{\text{ideal}}\| = H(\mathbf{F}_{\Delta}^{\text{ideal}}), \quad (21)$$

where H represents the compression efficiency of the codec. The encoded bitstream achieves the ideal maximum compression ratio r_{max} :

$$r_{\text{max}} = \frac{\text{RawSize}(\mathbf{F}_{\Delta}^{\text{ideal}})}{\text{CompSize}(\mathbf{F}_{\Delta}^{\text{ideal}})},$$

where $\text{RawSize}(\mathbf{F}_{\Delta}^{\text{ideal}})$ is the size of uncompressed data and $\text{CompSize}(\mathbf{F}_{\Delta}^{\text{ideal}})$ is the size compressed data.

Packet loss is absent in ideal conditions:

$$P_{\text{loss}} = 0. \quad (22)$$

Thus, the decoded Delta-frames are unaffected by transmission errors. If compression is lossless as another prerequisite, we can achieve the Rec-frames \mathbf{F}_{rec} achieve perfect quality:

$$Q_{\text{rec}}^{\text{ideal}}(\mathbf{F}_{\text{rec}}) = 1. \quad (23)$$

Limited practicality of lossless compression and difficulty of driving packet loss close to zero are the main obstacles to perfect reconstruction in real world. The theoretical maximum data savings percentage d_{max} is given by:

$$d_{\text{max}} = 100 \left(1 - \frac{\text{CompSize}(\mathbf{F}_{\Delta}^{\text{ideal}})}{\text{RawSize}(\mathbf{F}_{\Delta}^{\text{ideal}})} \right). \quad (24)$$

Under ideal conditions, the transmitted Delta-frames $\mathbf{F}_{\Delta}^{\text{ideal}}$ perfectly capture all dynamic objects, ensuring no redundancy or errors. The bitstream size is minimized to $\mathbf{b}_{\text{stream}}^{\text{ideal}}$, determined by dynamic objects and codec efficiency. The decoded Delta-frames achieve maximum quality ($Q_{\text{rec}}^{\text{ideal}}(\mathbf{F}_{\Delta}) = 1$), unaffected by packet loss or compression artifacts. This represents the theoretical upper bound of system performance, enabling maximum data savings and compression efficiency.

Since bitstream size is directly dependent on \mathbf{F}_{Δ} and compression efficiency of the codec used to compress \mathbf{F}_{Δ} , the lower bound of bitstream size is close to 0, in case of total absence of any novel objects absent in RF, as it contains only otherwise negligible camera pose data. The upper bound is the size of \mathbf{F}_{cav} compressed by such codec, in case novel objects occupy the whole field of view (FOV) of CAV camera, without any object from the static RF visible. One example of such situation in which RFDVC performance degrades that is equal to utilized base codec (H.264 or H.265) would be a vehicle in a traffic jam in front of the CAV camera covering its whole FOV.

This theoretical framework establishes a benchmark for evaluating the practical effectiveness of the RFDVC framework and highlights the potential of leveraging RFs and Delta-frame compression under ideal conditions.

IV. PROPOSED RADIANCE FIELD DELTA VIDEO COMPRESSION

Reliable communication and URLLC are critical in CAVs for transmitting high-resolution frames from onboard cameras to MEC servers for subsequent processing. In this section, we propose RFDVC, a method aimed at minimizing latency and optimizing network performance by transmitting only novel or critical data, thereby excluding redundant and repetitive information stored in distributed RFs as DTs at both ends.

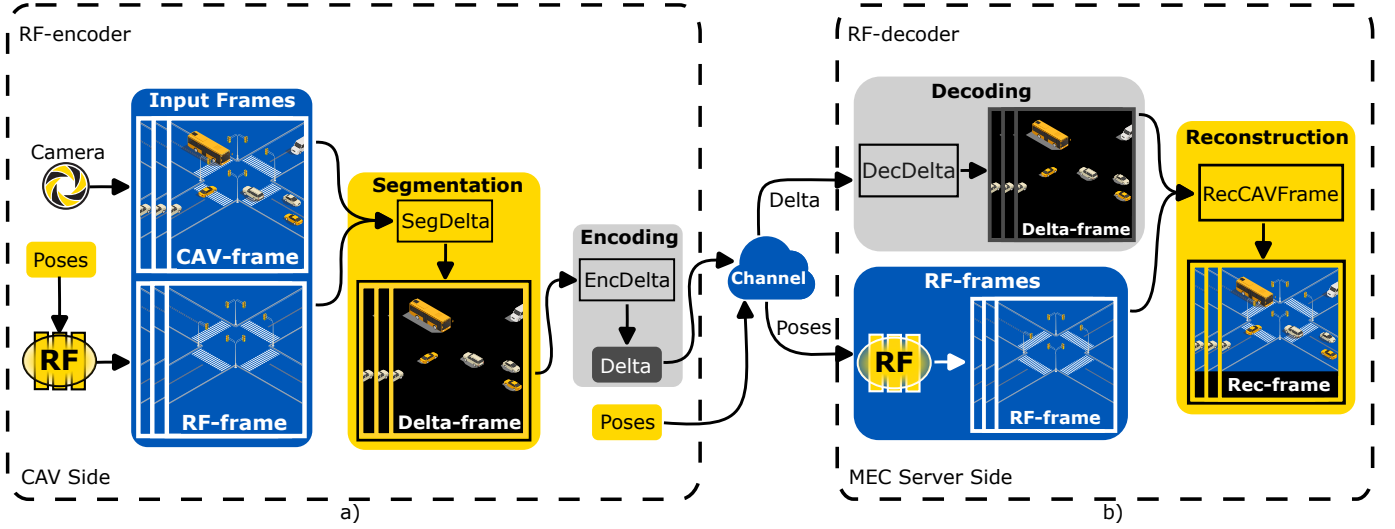


Fig. 2. (a) The RF-encoder extracts pairs of input CAV-frames and RF-frames from the same camera poses to segment Delta-frames using the DS algorithm. Delta-frames are then encoded via the codec (H.264 or H.265) and transmitted over the channel. (b) The RF-decoder subsequently decodes the delta and combines Delta-frames with RF-frames to reconstruct Rec-frames.

A. Formulation of RFDVC Problem

The proposed method employs an encoder-decoder architecture optimized for V2I communication between a CAV and an MEC server, leveraging RFs distributed at both ends. On the CAV side (sender), we use an RF-encoder as depicted in Fig. 2 a). The CAV is equipped with multiple onboard cameras that continuously capture actual traffic as CAV-frames. Concurrently, a pretrained RF model generates RF-frames capturing empty urban scene from the same camera poses without dynamic objects (e.g., vehicles or pedestrians). For each camera pose, we obtain a pair of frames: the CAV-frame and the RF-frame.

Our objective is to minimize the amount of data transmitted over the network. To achieve this, our RF-encoder first extract differences between image pairs, called Delta-frames. This is done using a DS algorithm to process the CAV-frame and RF-frame pairs, producing Delta-frames that are encoded using a standard video codecs. By trying to capture and separate all dynamic objects as precisely as possible, our approach strives to approach the $F_{\Delta}^{\text{ideal}}$ from 20. This effectively allows us to get close to the global optimum of the objective function in 13. Details of the DS method are provided in the following Section IV-B. The distributed RF model represents an empty urban scene in a compressed format. In contrast to standard video codecs, which utilize I-frames (complete frames) as a primary contributor to the overall bitrate, the RF model retains this data locally, eliminating the need for its transmission over the network. This strategy substantially reduces the overall data load.

Fig. 2 b) illustrates the RF-decoder on the MEC server side (receiver). Using the received camera poses, RF-frames are generated with the same RF model employed at the server side. Upon receiving the encoded Delta-frames, the server decodes them and overlays these Delta-frames with the corresponding RF-frames to reconstruct the original CAV-frames, called Rec-frames. Advanced DL techniques are then applied to the Rec-

frames to perform downstream tasks (e.g., object detection, semantic segmentation or advanced scene understanding).

Alg. 1 comprises three core procedures `RFEncoder`, `ChannelTX`, and `RFDecoder` designed to optimize frame encoding, network transmission, and decoding using RFs. In the `RFEncoder` procedure, lines 1-11 iterate over each frame in `CAV_Frames`, where the camera pose is extracted, RF-frame is rendered based on the pose, and the Delta-frame is computed by comparing CAV-frame and RF-frame. These computed Delta-frames are accumulated in a list and subsequently encoded. The `ChannelTX` procedure, detailed in lines 12-19, segments the encoded deltas for transmission according to the available network throughput, with realistic packet loss. Finally, the `RFDecoder` procedure, represented by lines 20-31, receives the transmitted deltas, decodes them, and reconstructs each frame by merging the decoded Delta-frame with a freshly rendered RF-frame aligned to the transmitted pose, preserving frame integrity upon reception. This three stage process reduces bandwidth by transmitting only delta information, thereby enabling efficient, high-quality frame reconstruction on the receiver side.

B. Delta Segmentation

The DS algorithm extracts differences between two images: the CAV-frame F_{cav} captured by the vehicle's onboard camera and the RF-frame F_{rf} generated by the RF model. This process focuses on isolating differences, such as vehicles and pedestrians, omitting static components (e.g., buildings, roads or traffic lights), which are already modeled by the RF. By substituting irrelevant regions with black pixels, DS improves the compression of data transmitted to the MEC server.

We use the segment anything model (SAM) [38] for its zero-shot generalization, enabling robust segmentation without being limited by predefined classes. However, due to its high computational requirements, we employ FastSAM [39], a

Algorithm 1 RF-Encoder, Network Transmission, and RF-Decoder

```

1: procedure RFENCODER( $\Psi_{\text{rf}}, \mathbf{F}_{\text{cav}}$ )
2:    $\mathbf{F}_{\Delta} \leftarrow \emptyset$ 
3:   for  $F_{\text{cav}} \in \mathbf{F}_{\text{cav}}$  do
4:      $\text{cam}_{\text{pose}} \leftarrow \text{ExtractPose}(F_{\text{cav}})$   $\triangleright$  Get camera pose
5:      $F_{\text{rf}} \leftarrow \text{RenderViewFromRF}(\Psi_{\text{rf}}, \text{cam}_{\text{pose}})$ 
6:      $F_{\Delta} \leftarrow \text{SegDelta}(F_{\text{rf}}, F_{\text{cav}})$   $\triangleright$  Extract frame
       differences
7:     Append( $\mathbf{F}_{\Delta}, (\text{cam}_{\text{pose}}, F_{\Delta})$ )
8:   end for
9:    $\Delta \leftarrow \text{EncDelta}(\mathbf{F}_{\Delta})$   $\triangleright$  Encode Delta-frames
10:  return  $\Delta$ 
11: end procedure

12: procedure CHANNELTX( $\Delta, T_{\text{net}}$ )
13:   $\mathbf{b}_{\text{stream}} \leftarrow \emptyset$ 
14:   $\text{size}_{\Delta} \leftarrow \text{GetSize}(\Delta)$ 
15:   $\tau \leftarrow \text{size}_{\Delta} / T_{\text{net}}$   $\triangleright$  Estimate transmission time
16:  TransmitOverChannel( $\Delta, \tau$ )
17:  Append( $\mathbf{b}_{\text{stream}}, (\Delta, \tau)$ )
18:  return  $\mathbf{b}_{\text{stream}}$ 
19: end procedure

20: procedure RFDECODER( $\mathbf{b}_{\text{stream}}, \Psi_{\text{rf}}$ )
21:   $\mathbf{F}_{\text{rec}} \leftarrow \emptyset$ 
22:   $(\Delta, \tau) \leftarrow \text{GetData}(\mathbf{b}_{\text{stream}})$ 
23:  WaitForTransmission( $\tau$ )
24:   $\mathbf{F}_{\Delta} \leftarrow \text{DecDelta}(\Delta)$   $\triangleright$  Decode Delta-frames
25:  for each  $(\text{cam}_{\text{pose}}, F_{\Delta}) \in \mathbf{F}_{\Delta}$  do
26:     $F_{\text{rf}} \leftarrow \text{RenderViewFromRF}(\Psi_{\text{rf}}, \text{cam}_{\text{pose}})$ 
27:     $\triangleright$  Render static view
28:     $F_{\text{rec}} \leftarrow \text{RecCAVFrame}(F_{\text{rf}}, F_{\Delta})$   $\triangleright$  Reconstruct
       Rec-frame
29:    Append( $\mathbf{F}_{\text{rec}}, F_{\text{rec}}$ )
30:  end for
31:  return  $\mathbf{F}_{\text{rec}}$ 
32: end procedure

```

faster convolutional neural network (CNN)-based variant with comparable accuracy, for real-time applications.

In this part, we provide a thorough description of the DS algorithm, which is presented in Alg. 2. The algorithm is encapsulated within the single function `SegDelta`, which serves as the core procedure for implementing the DS algorithm. Lines 2-3 utilize FastSAM to segment both the RF-frame F_{rf} and the CAV-frame F_{cav} resulting in the corresponding segmentation masks (Seg-masks) \mathcal{M}_{rf} and \mathcal{M}_{cav} , respectively. In line 4, an empty set of masks \mathcal{M}_{Δ} is initialized to store the masks considered as differences. Lines 5-10 compare the masks using the function `ComputeIoU`, which employs the intersection-over-union (IoU) metric, defined as follows:

$$\text{IoU}(M_{\text{rf}}, M_{\text{cav}}) = \frac{|M_{\text{rf}} \cap M_{\text{cav}}|}{|M_{\text{rf}} \cup M_{\text{cav}}|}, \quad (25)$$

where $|\cdot|$ represents the area of a given mask.

Algorithm 2 Delta Segmentation

```

1: procedure SEGDELTA( $F_{\text{rf}}, F_{\text{cav}}$ )
2:    $\mathcal{M}_{\text{rf}} \leftarrow \text{FastSAM}(F_{\text{rf}})$ 
3:    $\mathcal{M}_{\text{cav}} \leftarrow \text{FastSAM}(F_{\text{cav}})$ 
4:    $\mathcal{M}_{\Delta} \leftarrow \emptyset$ 
5:   for  $M_{\text{rf}} \in \mathcal{M}_{\text{rf}}$  do
6:     for  $M_{\text{cav}} \in \mathcal{M}_{\text{cav}}$  do
7:        $M_{\Delta} \leftarrow \text{ComputeIoU}(M_{\text{rf}}, M_{\text{cav}})$ 
8:        $\mathcal{M}_{\Delta} \leftarrow \mathcal{M}_{\Delta} \cup \{M_{\Delta}\}$ 
9:     end for
10:  end for
11:   $S_{\Delta} \leftarrow \text{SegFrameFromMasks}(\mathcal{M}_{\Delta})$ 
12:   $\mathcal{M}_{\text{class}} \leftarrow \text{YOLOv11}(F_{\text{cav}})$ 
13:   $S_{\text{class}} \leftarrow \text{SegFrameFromMasks}(\mathcal{M}_{\text{class}})$ 
14:   $F_{\Delta} \leftarrow \text{Overlay}(S_{\Delta}, S_{\text{class}})$ 
15:  return  $F_{\Delta}$ 
16: end procedure

```

Masks are considered matching if:

$$\text{IoU}(M_{\text{rf}}, M_{\text{cav}}) > \delta_{\text{thr}}, \quad (26)$$

where δ_{thr} is a predefined threshold.

Masks that do not satisfy the criterion $\text{IoU}(M_{\text{rf}}, M_{\text{cav}}) \leq \delta_{\text{thr}}$ are identified as differences M_{Δ} and are subsequently added to the set \mathcal{M}_{Δ} . In line 11, the function `SegFrameFromMasks` is employed to construct segmentation frame (Seg-Frame) S_{Δ} , which is composed of the masks contained in \mathcal{M}_{Δ} .

To ensure reliable segmentation of critical object classes (e.g., pedestrians and vehicles) for transmission and analysis on the MEC server, we employ the YOLOv11 model [40]. The YOLOv11x variant delivers high segmentation accuracy, achieving approximately 54.5% mAP⁵⁰⁻⁹⁵ with a latency of 13 ms. In line 12, the YOLOv11 model [40] is applied to the CAV-frame, resulting in the generation of a set of masks $\mathcal{M}_{\text{class}}$ corresponding to the critical object classes. Subsequently, in line 13, the set of masks $\mathcal{M}_{\text{class}}$ is utilized to construct the Seg-frame S_{class} using the `SegFrameFromMask` function.

In line 14, the Delta-frame F_{Δ} is generated by compositing S_{Δ} and S_{class} by overlaying them using the `Overlay` function, while masking irrelevant regions with black pixels. The overall process is illustrated in Fig. 3, where the `FastSAMIoU` function encapsulates lines 2-11 for improved clarity.

V. EXPERIMENTAL RESULTS

An experimental setup was established in a virtual urban environment using the CARLA simulator to validate this approach. This setup aimed to replicate real-world urban scenarios within a controlled, simulated environment, providing a robust platform for testing the efficacy of the RF-based compression system in an urban CAV context.

The simulation results of the RFDVC approach are obtained using simulation code that we have made available in an online GitHub repository¹.

¹<https://github.com/Maftej/rfdvc>

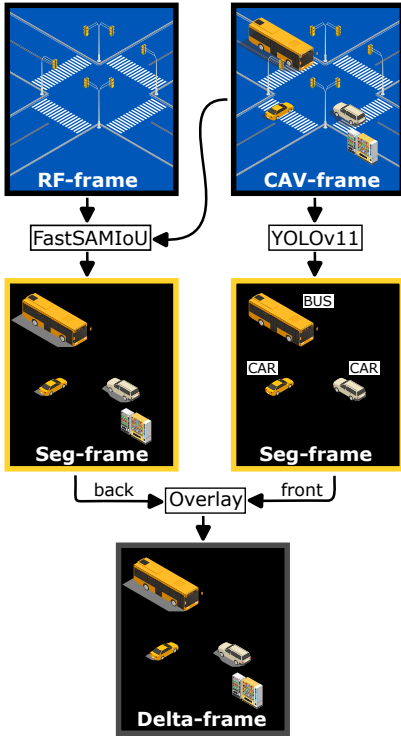


Fig. 3. Differences between the CAV-frame and RF-frame are segmented using FastSAM for its zero-shot generalization and IoU metrics, while YOLOv11 ensures segmentation of critical classes (e.g., pedestrians and vehicles). The Delta-frame overlays the YOLO masks onto the FastSAM masks, with irrelevant pixels represented in black.

A. Simulation Parameters

To ensure reproducibility, we provide key details on the simulation environment, dataset used, and model configurations. Table II outlines the parameters used in the CARLA simulator. Specifically, we used CARLA version 0.9.15 with the Town10 map. Nine cameras were employed during training, while three were used during deployment, with all cameras capturing images at a resolution of 1920x1080 pixels. The motion blur intensity was set to zero, the focal distance was 1000 cm, and the FOV was 90°.

TABLE II
PARAMETERS OF CARLA SIMULATOR.

Parameter	Value
CARLA version	0.9.15
Map	Town10
Cameras during training / deployment	9 / 3
Resolution of cameras & images	1920x1080
Motion blur intensity	0
Focal distance	1000 cm
FOV	90°

Table III details the datasets utilized for training and deployment under morning conditions. The training dataset was collected in a static environment, with no dynamic or temporary phenomena like traffic, pedestrians, or vehicles. For deployment, two scenarios were considered: sparse traffic with 60 pedestrians and 100 vehicles, and dense traffic with 60 pedestrians and 200 vehicles. Fig. 4 illustrates the diverse conditions and traffic density as generated by the CARLA

simulator. The morning conditions scenario is employed for training the RF models 3DGS and INGP. Conditions at noon, evening, and during wet conditions are closely aligned with the morning scenario, making the generation of Delta-frames relatively straightforward. In contrast, rain conditions differ significantly from the morning conditions, presenting greater challenges in the production of Delta-frames.

TABLE III
DATASET FOR TRAINING AND DEPLOYMENT.

Dataset	Traffic	Pedestrians	Vehicles
Training	Empty	0	0
Deployment	Sparse	60	100
Deployment	Dense	60	200

We employed RF models INGP and 3DGS using the nerf-studio library, configured with the FOV and image resolution specified in Table II. Both models were trained for 30 000 iterations.

B. Quantitative Evaluation of RF Models

To assess potential quality degradation introduced by RFs and the impact of environmental changes, we employed key image quality metrics: PSNR, SSIM, and learned perceptual image patch similarity (LPIPS). These metrics evaluate differences in pixel values, structural features, and perceptual quality, respectively.

V2I communication is implemented within the city map. Given the limitations of RFs to smaller scenes, we segment the city's road network into distinct areas $a \in \mathcal{A}$, as depicted in Fig. 5. The map is color-coded, with highways represented in red and intersections in green. In total, the map consists of 19 areas, each designed to correspond to specific regions of interest within the simulation environment.

TABLE IV
QUANTITATIVE EVALUATION OF INGP AND 3DGS MODELS.

Area	INGP			3DGS		
	PSNR \uparrow	SSIM \uparrow	LPIPS \downarrow	PSNR \uparrow	SSIM \uparrow	LPIPS \downarrow
a_1	20.68	0.65	0.53	25.17	0.78	0.41
a_2	19.99	0.58	0.52	25.37	0.78	0.41
a_3	21.25	0.63	0.49	28.35	0.84	0.34
a_4	19.38	0.56	0.53	25.20	0.77	0.41
a_5	21.10	0.64	0.47	28.94	0.86	0.32
a_6	20.81	0.58	0.53	27.03	0.81	0.36
a_7	20.52	0.58	0.52	27.15	0.82	0.35
a_8	20.87	0.50	0.61	26.62	0.72	0.45
a_9	20.34	0.60	0.53	25.70	0.78	0.41
a_{10}	19.85	0.55	0.55	25.77	0.81	0.38
a_{11}	21.91	0.65	0.51	27.98	0.82	0.37
a_{12}	21.38	0.67	0.48	26.14	0.82	0.38
a_{13}	19.41	0.58	0.51	25.54	0.80	0.39
a_{14}	18.99	0.54	0.52	23.58	0.73	0.44
a_{15}	20.12	0.51	0.50	24.81	0.71	0.39
a_{16}	19.36	0.56	0.56	25.01	0.78	0.46
a_{17}	20.71	0.65	0.48	26.13	0.80	0.37
a_{18}	22.44	0.69	0.47	27.20	0.82	0.37
a_{19}	19.99	0.52	0.51	28.18	0.84	0.34

Table IV presents the average PSNR, SSIM, and LPIPS values for both INGP and 3DGS models across various areas. In the INGP models, area a_{18} achieved the highest PSNR of 22.44, indicating better image fidelity, while area a_{14} recorded the lowest PSNR of 18.99, suggesting degradation. SSIM




Fig. 4. Examples of RF-frames extracted from 3DGS and INGP RF models trained in morning conditions with no vehicles or pedestrians present, followed by CAV-frames from sparse traffic in noon and dense traffic in noon, evening, wet conditions, and rain.




Fig. 5. CARLA map divided into 19 areas, each represented as RF model. Highways are depicted in red and intersections in green.

values were highest in area a_{12} and lowest in area a_{10} . For LPIPS, area a_5 performed best, whereas area a_8 exhibited the highest perceptual dissimilarity.

In comparison, the 3DGS models generally showed higher PSNR and SSIM values, with area a_5 excelling in both PSNR 28.94 and LPIPS 0.32. However, area a_{14} underperformed, demonstrating the lowest PSNR and higher LPIPS, indicating potential issues in perceptual quality.

Building on these findings, all experiments in this paper leverage the 3DGS model trained on area a_5 , as it consistently delivered the best results across key image quality metrics. By utilizing this model, we focus on showcasing the optimal performance of the RFDVC framework under various experimental conditions. Future work could investigate the use of models trained on multiple areas to evaluate the generalizability of the approach across diverse areas.

C. Data Savings under Different Conditions

A primary feature of RFDVC is its substantial data savings compared to the commonly used and highly efficient H.264 and H.265 codecs. For URLLC, frames are transmitted in

batches of up to 10 at 30 FPS to support real-time communication. Images are encoded with consistent configurations across both H.264 and RFDVC, with the latter leveraging adaptive quantization to more effectively compress black regions containing no information relevant to downstream tasks. Furthermore, we evaluate Delta-frame encoding using GT masks as an upper bound for compression efficiency against our DS algorithm, which offers a realistic encoding approach to capture most differences without restrictions to class categories, as in methods such as YOLO or other DL models used in computer vision tasks.

The simulation environment facilitates the extraction of both RGB images and GT segmentation masks, which are then processed to retain only vehicles and pedestrians, with the remaining masked areas of the image represented by black pixels. It is assumed that the RF models used in this process exhibit no discrepancies and that the environment contains no additional objects. Fig. 6 depicts both the Delta-frames extracted from the GT masks and proposed DS algorithm in sparse and dense traffic. DS method allows for the extraction of all relevant information necessary for downstream tasks without requiring knowledge of the exact object class.

Fig. 7 displays a box plot comparing the data savings achieved by RFDVC and VC when using either the DS algorithm or GT masks for transmitting data from camera sensors under noon, evening, and wet conditions. While static RF models are applied, the conditions within these models do not align precisely with actual conditions, resulting in lighting discrepancies, particularly under wet conditions scenarios. For RFDVC with the DS algorithm, the interquartile range of data savings spans 48% to 71% with the H.264 codec and 24% to 44% with the H.265 codec. Higher resolutions provide greater data savings as larger black regions are more effectively encoded. With GT masks, data savings vary from approximately 65% to 90% using the H.264 codec and from 38% to 63% using the H.265 codec.

Fig. 8 illustrates the data savings achieved by RFDVC compared to VC under rain conditions, which pose a more challenging environment due to substantial lighting changes and partial frame corruption from heavy rainfall. Despite these challenging conditions, data savings fall within an interquartile




Fig. 6. Delta-frames extracted using GT masks from CARLA simulator and using proposed DS algorithm in both sparse and dense traffic in noon conditions. Artifacts introduced by the DS algorithm lead to an increase in data transmission requirements.

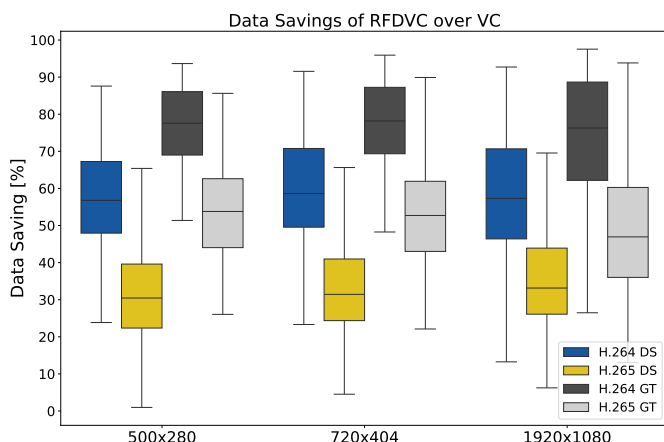


Fig. 7. RFDVC data savings, for both H.264 and H.265-based RFDVC variants, utilizing masks obtained using DS method and GT masks in noon, evening and wet conditions. H.264-based RFDVC savings are measured relative to plain H.264 maskless frame compression, while H.265-based RFDVC savings are measured relative to plain H.265 codec.

range of 39% to 68% with the H.264 codec and 7% to 37% with the H.265 codec. Using GT masks, data savings are approximately 68% to 90% with the H.264 codec and 29% to 59% with the H.265 codec.

D. Packet Loss

We simulate packet loss using the Gilbert-Elliott model [41], a stochastic model widely employed to represent bursty error patterns in communication channels. The model alternates between "good" and "bad" states, capturing the temporal correlation of packet losses with distinct probabilities for each state. We demonstrate that the RFDVC approach surpasses standard H.264 and H.265 codecs, even under packet loss conditions. The RFDVC method shows greater effectiveness in ensuring that all critical information is reliably transmitted across the network, a crucial requirement for real-time and sensitive communication. This advantage is especially signifi-

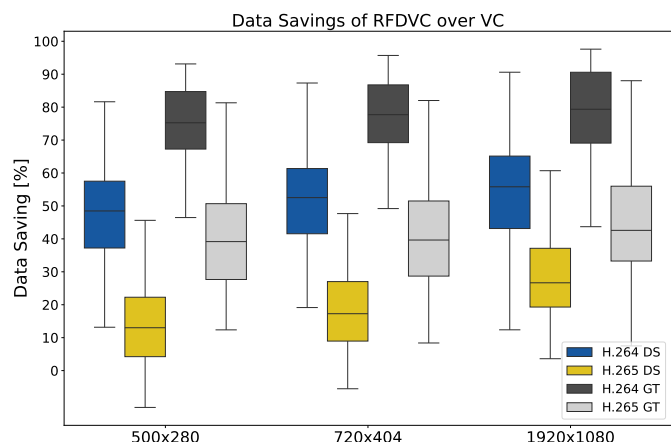


Fig. 8. RFDVC data savings, for both H.264 and H.265-based RFDVC variants, utilizing masks obtained using DS method and GT masks in rainy weather conditions. H.264-based RFDVC savings are measured relative to plain H.264 maskless frame compression, while H.265-based RFDVC savings are measured relative to plain H.265 codec.

cant in the context of CAVs, where safety and reliability must be maintained across diverse operational scenarios. Polygon representation can be effectively employed to facilitate the efficient transmission of mask positions within the frames, enabling the exclusion of corrupted regions associated with the background from the Rec-frame, as illustrated in Fig. 9.

Figs. 10 and 11 depict the impact of block error rate (BLER) on the SSIM of reconstructed video frames, comparing two RFDVC variants (H.264 and H.265) against their standard VC counterparts, under different environmental conditions.

Fig. 10 shows results averaged across all conditions and resolutions, excluding rainy weather. Here, the H.264-based RFDVC exhibits a significantly larger gap in SSIM performance compared to other approaches, consistently achieving superior reconstruction quality across all BLER levels. The largest gap is observed at BLER = 0.35, where the H.264 RFDVC achieves an SSIM of approximately 0.5, outperform-



Fig. 9. A decoded Delta-frame exhibiting corruption caused by simulated packet loss. The background, represented by black pixels, remains unchanged as the positions of corrupted masks are transmitted in the form of polygons.

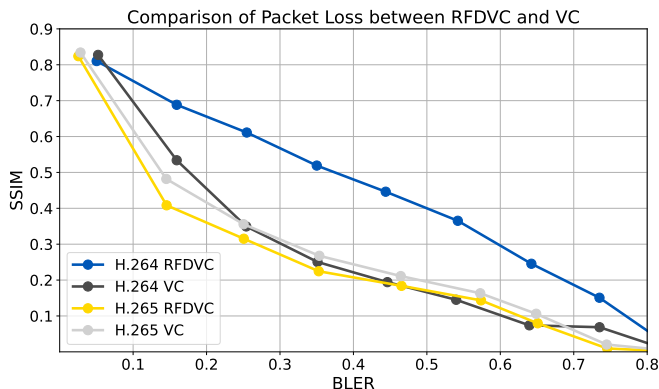


Fig. 10. Influence of a simulated packet loss on frame reconstruction quality (SSIM) for RFDVC and VC approaches, excluding rainy conditions, evaluated across multiple resolutions and simulated environments. The results compare encoding using H.264 and H.265 codecs leveraging RFDVC against their standalone implementations, emphasizing static and wet conditions without rainfall.

ing the standard H.264 VC approach, which achieves an SSIM of ~ 0.25 (+0.25 improvement). Similarly, H.264 RFDVC outperforms H.265 RFDVC (~ 0.21 , +0.29) and H.265 VC (~ 0.25 , +0.25). These results highlight the RFDVC's resilience, especially for the H.264-based implementation, in delivering higher reconstruction quality under diverse conditions.

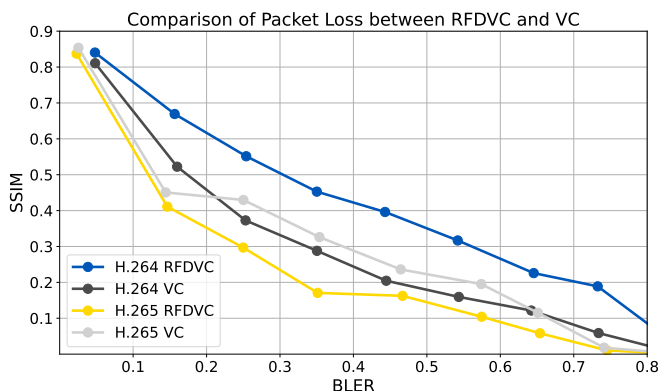


Fig. 11. Impact of rainy weather on frame reconstruction quality (SSIM) under simulated packet loss for RFDVC and VC approaches. The evaluation includes encoding with H.264 and H.265 codecs and highlights the performance resilience of RFDVC under challenging conditions caused by rainfall.

Fig. 11 isolates the analysis to rainy weather conditions, showing slightly reduced SSIM performance across all approaches compared to the average results in Fig. 10. Notably, the gap between the H.264 RFDVC and other methods diminishes here. For H.265, RFDVC achieves results comparable to standard H.265 VC, with negligible degradation. However, the H.264-based RFDVC still demonstrates an edge in quality over competing methods, reinforcing its effectiveness even under challenging rainy conditions. The gap between our approach and other approaches in this scenario stays similar for most BLER values. At BLER = 0.2, H.264 RFDVC achieves an SSIM of ~ 0.61 , significantly outperforming the standard H.264 VC, which achieves ~ 0.46 (+0.15), H.265 RFDVC (~ 0.36 , +0.25), and H.265 VC (~ 0.44 , +0.17). This suggests that while rainy weather introduces additional complexities, the RFDVC framework retains its advantage, particularly in H.264-based scenarios.

These findings affirm that H.264-based RFDVC consistently delivers better performance across most conditions, while H.265 RFDVC manages to maintain comparable visual quality in most conditions, with non negligible degradation compared to other VC methods only for a range of BLER values (0.15 to 0.45) in visually harsher rainy weather conditions. This can be explained by inherent overall diminished resilience of H.265 VC to packet damage, as it contains less redundant information to achieve larger compression ratios.

VI. CONCLUSIONS

This work proposes an RFDVC approach, based on RF-encoder and RF-decoder architecture, for V2I communication and P2V synchronization within the vehicular metaverse. Distributed RFs serve as DTs storing photorealistic 3D scene in compressed form. An experimental setup was established in a virtual urban environment using the CARLA simulator divided into 19 areas represented as RFs. The experimental results show that RFDVC achieves significant data savings up to 71% against H.264 codec and 45% against H.265 codec in variety of conditions including lighting changes, and rain. RFDVC exhibits greater resilience to transmission errors, achieving up to +0.29 SSIM improvement at BLER = 0.35 in non-rainy and +0.25 at BLER = 0.2 in rainy conditions, ensuring superior visual quality compared to standard VC methods across various conditions.

Future research will prioritize the processing of downstream tasks in advance within the vehicular metaverse, alongside adaptive updates to RFs as required. This strategy aims to minimize latency and improve virtual environment accuracy, thereby optimizing real-time performance for sophisticated vehicular applications in complex and data-rich scenarios.

ACKNOWLEDGMENTS

This work has been partially funded by the US National Science Foundation under grant CCF 2140154. This work was also supported by the Ministry of Education, Science, Research and Sport of the Slovak Republic, and the Slovak Academy of Sciences under Grant VEGA 1/0685/23 and by the Slovak Research and Development Agency under Grant

APVV SK-CZ-RD-21-0028 and APVV-23-0512, and by Research and Innovation Authority VAIA under Grant 09I03-03-V04-00395. We would also like to acknowledge that Figs. 1, 2 and 3 were made using licensed vector graphics available at Freepik.com.

REFERENCES

- [1] L. Chen, S. Teng, B. Li, X. Na, Y. Li, Z. Li, J. Wang, D. Cao, N. Zheng, and F.-Y. Wang, "Milestones in Autonomous Driving and Intelligent Vehicles—Part II: Perception and Planning," *IEEE Transactions on Systems, Man, and Cybernetics: Systems*, vol. 53, no. 10, pp. 6401–6415, 2023.
- [2] A. Islam, A. Debnath, M. Ghose, and S. Chakraborty, "A Survey on Task Offloading in Multi-access Edge Computing," *Journal of Systems Architecture*, vol. 118, p. 102225, 2021.
- [3] L. U. Khan, M. Guizani, D. Niyato, A. Al-Fuqaha, and M. Debbah, "Metaverse for wireless systems: Architecture, advances, standardization, and open challenges," *Internet of Things*, vol. 25, p. 101121, 2024.
- [4] M. Xu, D. Niyato, B. Wright, H. Zhang, J. Kang, Z. Xiong, S. Mao, and Z. Han, "EPViSA: Efficient Auction Design for Real-Time Physical-Virtual Synchronization in the Human-Centric Metaverse," *IEEE Journal on Selected Areas in Communications*, vol. 42, no. 3, pp. 694–709, 2024.
- [5] Y. Qiu, M. Chen, H. Huang, W. Liang, J. Liang, Y. Hao, and D. Niyato, "Spotlighter: Backup Age-Guaranteed Immersive Virtual Vehicle Service Provisioning in Edge-Enabled Vehicular Metaverse," *IEEE Transactions on Mobile Computing*, pp. 1–17, 2024.
- [6] H. Alves, G. D. Jo, J. Shin, C. Yeh, N. H. Mahmood, C. H. M. de Lima, C. Yoon, G. Park, N. Rahatheva, O.-S. Park, and et al., "Beyond 5G urllc evolution: New service modes and practical considerations," *ITU Journal on Future and Evolving Technologies*, vol. 3, no. 3, p. 545–554, 2022.
- [7] D. Ding, Z. Ma, D. Chen, Q. Chen, Z. Liu, and F. Zhu, "Advances in video compression system using deep neural network: A review and case studies," *Proceedings of the IEEE*, vol. 109, no. 9, pp. 1494–1520, 2021.
- [8] R. Birman, Y. Segal, and O. Hadar, "Overview of research in the field of video compression using deep neural networks," *Multimedia Tools and Applications*, vol. 79, pp. 11 699–11 722, 2020.
- [9] Y. Zhang, T. van Rozendaal, J. Brehmer, M. Nagel, and T. Cohen, "Implicit neural video compression," *arXiv preprint arXiv:2112.11312*, 2021.
- [10] H. Chen, B. He, H. Wang, Y. Ren, S. N. Lim, and A. Shrivastava, "NeRV: Neural Representations for Videos," in *Advances in Neural Information Processing Systems*, M. Ranzato, A. Beygelzimer, Y. Dauphin, P. Liang, and J. W. Vaughan, Eds., vol. 34. Curran Associates, Inc., 2021, pp. 21 557–21 568.
- [11] A. Ghorbel, W. Hamidouche, and L. Morin, "NERV++: An Enhanced Implicit Neural Video Representation," 2024.
- [12] Z. Chen, G. Lu, Z. Hu, S. Liu, W. Jiang, and D. Xu, "LSVC: A learning-based stereo video compression framework," in *Proceedings of the IEEE/CVF Conference on Computer Vision and Pattern Recognition*, 2022, pp. 6073–6082.
- [13] Y. Wu, K. Zhang, and Y. Zhang, "Digital Twin Networks: A Survey," *IEEE Internet of Things Journal*, vol. 8, no. 18, pp. 13 789–13 804, 2021.
- [14] O. Hashash, C. Chaccour, W. Saad, K. Sakaguchi, and T. Yu, "Towards a Decentralized Metaverse: Synchronized Orchestration of Digital Twins and Sub-Metaverses," 2022.
- [15] L. U. Khan, W. Saad, D. Niyato, Z. Han, and C. S. Hong, "Digital-Twin-Enabled 6G: Vision, Architectural Trends, and Future Directions," *IEEE Communications Magazine*, vol. 60, no. 1, pp. 74–80, 2022.
- [16] S. Mihai, M. Yaqoob, D. V. Hung, W. Davis, P. Towakel, M. Raza, M. Karamanoglu, B. Barn, D. Shetve, R. V. Prasad, H. Venkataraman, R. Trestian, and H. X. Nguyen, "Digital Twins: A Survey on Enabling Technologies, Challenges, Trends and Future Prospects," *IEEE Communications Surveys and Tutorials*, vol. 24, no. 4, pp. 2255–2291, 2022.
- [17] M. Xu, W. C. Ng, W. Y. B. Lim, J. Kang, Z. Xiong, D. Niyato, Q. Yang, X. Shen, and C. Miao, "A Full Dive Into Realizing the Edge-Enabled Metaverse: Visions, Enabling Technologies, and Challenges," *IEEE Communications Surveys and Tutorials*, vol. 25, no. 1, pp. 656–700, 2023.
- [18] Y. Ren, R. Xie, F. R. Yu, T. Huang, and Y. Liu, "Quantum Collective Learning and Many-to-Many Matching Game in the Metaverse for Connected and Autonomous Vehicles," *IEEE Transactions on Vehicular Technology*, vol. 71, no. 11, pp. 12 128–12 139, 2022.
- [19] M. Xu, D. Niyato, H. Zhang, J. Kang, Z. Xiong, S. Mao, and Z. Han, "Generative AI-empowered Effective Physical-Virtual Synchronization in the Vehicular Metaverse," 2023.
- [20] P. Zhou, J. Zhu, Y. Wang, Y. Lu, Z. Wei, H. Shi, Y. Ding, Y. Gao, Q. Huang, Y. Shi, A. Alhilal, L.-H. Lee, T. Braud, P. Hui, and L. Wang, "Vetaverse: A Survey on the Intersection of Metaverse, Vehicles, and Transportation Systems," 2023.
- [21] B. Mildenhall, P. P. Srinivasan, M. Tancik, J. T. Barron, R. Ramamoorthi, and R. Ng, "NeRF: Representing Scenes as Neural Radiance Fields for View Synthesis," in *Computer Vision – ECCV 2020*, A. Vedaldi, H. Bischof, T. Brox, and J.-M. Frahm, Eds. Cham: Springer International Publishing, 2020, pp. 405–421.
- [22] J. T. Barron, B. Mildenhall, M. Tancik, P. Hedman, R. Martin-Brualla, and P. P. Srinivasan, "Mip-NeRF: A Multiscale Representation for Anti-Aliasing Neural Radiance Fields," in *2021 IEEE/CVF International Conference on Computer Vision (ICCV)*, 2021, pp. 5835–5844.
- [23] J. T. Barron, B. Mildenhall, D. Verbin, P. P. Srinivasan, and P. Hedman, "Zip-NeRF: Anti-Aliased Grid-Based Neural Radiance Fields," in *2023 IEEE/CVF International Conference on Computer Vision (ICCV)*, 2023, pp. 19 640–19 648.
- [24] T. Müller, A. Evans, C. Schied, and A. Keller, "Instant neural graphics primitives with a multiresolution hash encoding," *ACM Transactions on Graphics (ToG)*, vol. 41, no. 4, pp. 1–15, 2022.
- [25] B. Kerbl, G. Kopanas, T. Leimkühler, and G. Drettakis, "3D Gaussian Splatting for Real-Time Radiance Field Rendering," 2023.
- [26] "Neural Radiance Field in Autonomous Driving: A Survey, author=Lei He and Leheng Li and Wencao Sun and Zeyu Han and Yichen Liu and Sifa Zheng and Jianqiang Wang and Keqiang Li," 2024.
- [27] M. Tancik, V. Casser, X. Yan, S. Pradhan, B. P. Mildenhall, P. Srinivasan, J. T. Barron, and H. Kretzschmar, "Block-NeRF: Scalable Large Scene Neural View Synthesis," in *2022 IEEE/CVF Conference on Computer Vision and Pattern Recognition (CVPR)*, 2022, pp. 8238–8248.
- [28] D. Duckworth, P. Hedman, C. Reiser, P. Zhizhin, J.-F. Thibert, M. Lučić, R. Szeliski, and J. T. Barron, "SMERF: Streamable Memory Efficient Radiance Fields for Real-Time Large-Scene Exploration," *ACM Trans. Graph.*, vol. 43, no. 4, jul 2024.
- [29] R. Li, S. Fidler, A. Kanazawa, and F. Williams, "NeRF-XL: Scaling NeRFs with Multiple GPUs," 2024.
- [30] B. Kerbl, A. Meuleman, G. Kopanas, M. Wimmer, A. Lanvin, and G. Drettakis, "A Hierarchical 3D Gaussian Representation for Real-Time Rendering of Very Large Datasets," *ACM Transactions on Graphics*, vol. 43, no. 4, July 2024.
- [31] A. Pun, G. Sun, J. Wang, Y. Chen, Z. Yang, S. Manivasagam, W.-C. Ma, and R. Urtasun, "Neural Lighting Simulation for Urban Scenes," in *Advances in Neural Information Processing Systems*, A. Oh, T. Naumann, A. Globerson, K. Saenko, M. Hardt, and S. Levine, Eds., vol. 36. Curran Associates, Inc., 2023, pp. 19 291–19 326.
- [32] X. Zhou, Z. Lin, X. Shan, Y. Wang, D. Sun, and M.-H. Yang, "DrivingGaussian: Composite Gaussian Splatting for Surrounding Dynamic Autonomous Driving Scenes," in *Proceedings of the IEEE/CVF Conference on Computer Vision and Pattern Recognition (CVPR)*, June 2024, pp. 21 634–21 643.
- [33] Z. Wu, T. Liu, L. Luo, Z. Zhong, J. Chen, H. Xiao, C. Hou, H. Lou, Y. Chen, R. Yang et al., "Mars: An instance-aware, modular and realistic simulator for autonomous driving," *arXiv preprint arXiv:2307.15058*, 2023.
- [34] C. Jiang, R. Niu, Z. Chen, C. Hua, X. Kuang, X. Fu, B. Yu, and H. Zhu, "Large-Scale Neural Scene Disentanglement Approach for Self-Driving Simulation," *IEEE Transactions on Intelligent Vehicles*, pp. 1–12, 2024.
- [35] X. Hu, G. Xiong, Z. Zang, P. Jia, Y. Han, and J. Ma, "PC-NeRF: Parent-Child Neural Radiance Fields Using Sparse LiDAR Frames in Autonomous Driving Environments," *IEEE Transactions on Intelligent Vehicles*, pp. 1–14, 2024.
- [36] Y. Liu, X. Tu, D. Chen, K. Han, O. Altintas, H. Wang, and J. Xie, "Visualization of Mobility Digital Twin: Framework Design, Case Study, and Future Challenges," in *2023 IEEE 20th International Conference on Mobile Ad Hoc and Smart Systems (MASS)*. IEEE, 2023, pp. 170–177.
- [37] E. Ślapak, M. Dopirak, M. A. Al Faruque, J. Gazda, and M. Levorato, "Distributed Radiance Fields for Edge Video Compression and Metaverse Integration in Autonomous Driving," in *2024 IEEE International Conference on Smart Computing (SMARTCOMP)*, 2024, pp. 71–76.
- [38] A. Kirillov, E. Mintun, N. Ravi, H. Mao, C. Rolland, L. Gustafson, T. Xiao, S. Whitehead, A. C. Berg, W.-Y. Lo, P. Dollar, and R. Girshick, "Segment Anything," in *Proceedings of the IEEE/CVF International Conference on Computer Vision (ICCV)*, October 2023, pp. 4015–4026.
- [39] X. Zhao, W. Ding, Y. An, Y. Du, T. Yu, M. Li, M. Tang, and J. Wang, "Fast Segment Anything," 2023.

- [40] R. Khanam and M. Hussain, "YOLOv11: An Overview of the Key Architectural Enhancements," 2024.
- [41] E. N. Gilbert, "Capacity of a burst-noise channel," *The Bell System Technical Journal*, vol. 39, no. 5, pp. 1253–1265, 1960.



Matúš Dopiriak received his BSc. and MSc. degrees in informatics from the Technical University of Košice, Slovakia. He completed the studies at the Department of Computers and Informatics in the years 2020 and 2022, respectively. His diploma thesis centered on the implementation of CNN-based architectures to monitor traffic from the perspective of an UAV. Currently, he is a doctoral candidate under the supervision of Prof. Ing. Juraj Gazda, PhD. His present research endeavors revolve around the integration of neural architectures, with a specific

emphasis on the application of neural radiance fields, in robotics and autonomous mobility of vehicles, particularly in the context of edge computing.



Eugen Šlapak is an assistant professor at the Technical University of Košice, Slovakia. His PhD thesis focused on 5G HetNet physical topology design using advanced machine learning algorithms. He was a guest researcher at King's College London under supervision of Prof. Mischa Dohler. Currently, he works with the research team at the university's Intelligent Information Systems Laboratory (<http://iislab.kpi.fei.tuke.sk/>), and his research interests include radio access network simulation, computer vision, metaheuristic optimization and machine learning. He serves as

the regular reviewer in several recognized IEEE Transactions journals.



Juraj Gazda is currently the Vice-Rector for Innovation and Technology Transfer at the Technical University of Košice (TUKE), Slovakia, and a full professor with the Faculty of Electrical Engineering and Informatics at the same university. He has been a guest researcher at Ramon Llull University, Barcelona, and the Technical University of Hamburg-Harburg. He has been involved in the development for Nokia Siemens Networks (NSN) and Ericsson. In 2017, he was recognized as the Best Young Scientist at TUKE. Currently, he serves

as the editor of *KSII Transactions on Internet and Information Systems* and as a guest editor of *Wireless Communications and Mobile Computing* (Wiley). His research interests include techno-economic aspects of 5G/6G networks, computer vision, and artificial intelligence.



Devendra Singh Gurjar received the B.Tech. degree in electronics and communications engineering from Uttar Pradesh Technical University, Lucknow, India, in 2011, the M.Tech. degree in wireless communications and computing from the Indian Institute of Information Technology Allahabad, India, in 2013. He received the Ph.D. degree in electrical engineering from the Indian Institute of Technology Indore, India, in 2017. He was with the department of electrical and computer engineering, University of Saskatchewan, Canada, as a Postdoctoral Research

Fellow. Currently, he is working as an Assistant Professor in the department of electronics and communication engineering, National Institute of Technology Silchar, Assam, India. He is recipient of Alain Bensoussan Fellowship-2019 from European Research Consortium for Informatics and Mathematics (ERCIM). With this fellowship, he worked with the Department of Information Security and Communication Technology, NTNU Norway. He has numerous publications in peer-reviewed journals and conferences. His research interests include MIMO communication systems, cooperative relaying, device-to-device communications, smart grid communications, physical layer security, and simultaneous wireless information and power transfer. He is a member of the IEEE Communications Society and the IEEE Vehicular Technology Society.



Mohammad Abdullah Al Faruque (Senior Member, IEEE) received the Ph.D. degree in computer science from Karlsruhe Institute of Technology, Karlsruhe, Germany, in 2009. He is currently with the University of California, Irvine, CA, USA, as a Full Professor and directs the Embedded and Cyber-Physical Systems Lab and the Samueli School of Engineering Autonomous Systems Initiatives. His research focuses on the system-level design of embedded and cyber-physical systems (CPS) with a special interest in low-power design, CPS security,

and data-driven CPS design. Prof. Al Faruque has received four Best Paper Awards (ACSAC-2022, DATE-2016, DAC-2015, and ICCAD-2009). He received the IEEE Technical Committee on Cyber-Physical Systems Early-Career Award and the IEEE CEDA Ernest S. Kuh Early Career Award. He was awarded the Thomas Alva Edison Patent Award for one of his inventions. He is an ACM Senior Member. He is also the IEEE CEDA Distinguished Lecturer.



Marco Levorato (Senior Member, IEEE) received the Ph.D. degree in electrical engineering from the University of Padova, Padua, Italy, in 2009. In August 2013, he joined the Computer Science Department, University of California Irvine, Irvine, CA, USA. Between 2010 and 2012, he was a Postdoctoral Researcher with a joint affiliation with Stanford and the University of Southern California, working with Prof. Andrea Goldsmith and Prof. Urbashi Mitra. From January to August 2013, he was an Access Postdoctoral affiliate with the Access center, Royal

Institute of Technology, Stockholm. He has coauthored more than 100 technical articles on these topics, including the paper that was the recipient of the Best Paper Award at IEEE GLOBECOM (2012). His research interests include next-generation wireless networks, autonomous systems, Internet of Things, e-health and stochastic control. In 2016, he was the recipient of the UC Hellman Foundation Award for his research on Smart City IoT infrastructures. He is a Member of the ACM and IEEE ComSoc society.