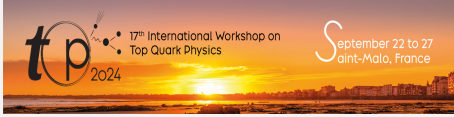


Inclusive top cross sections in ATLAS¹

Charlie Chen, on behalf of the ATLAS Collaboration^{1*}

¹ University of Victoria

* bohan.chen@cern.ch



The 17th International Workshop on
Top Quark Physics (TOP2024)
Saint-Malo, France, 22-27 September 2024
doi:[10.21468/SciPostPhysProc.7](https://doi.org/10.21468/SciPostPhysProc.7)

Abstract

The ATLAS collaboration at the LHC has published inclusive cross-section measurements for the single-top and $t\bar{t}$ production modes at center-of-mass energies of $\sqrt{s} = 5.02, 8.16, 13,$ and 13.6 TeV. Single-top measurements are conducted in the t -channel and tW channel. In addition to the nominal cross-section measurements, various measurements of other interesting observables such as the V_{tb} element of the Cabibbo Kobayashi Maskawa (CKM) quark-mixing matrix, the ratio of the inclusive cross-sections between tq and $t\bar{q}$, the ratio of inclusive cross-sections between $t\bar{t}$ and $Z \rightarrow \ell\ell$, and the nuclear modification factor (defined as the ratio of the inclusive $t\bar{t}$ cross section in heavy-ion collisions to the inclusive $t\bar{t}$ cross-section in pp collisions) are also reported. These results are compared to their corresponding SM predictions, calculated at (N)NLO in QCD. All results are in good agreement with SM predictions.

Copyright attribution to authors.

This work is a submission to SciPost Phys. Proc.

License information to appear upon publication.

Publication information to appear upon publication.

Received Date

Accepted Date

Published Date

1 Introduction

The top quark is the heaviest elementary particle of the Standard Model (SM) and is produced in abundance at the CERN Large Hadron Collider (LHC). The top quark carries several unique properties and remains an active area of research at the LHC. Precision measurements of top quark observables serve as stringent tests of the SM, probing the limits of perturbative Quantum Chromodynamics (QCD) at next-to-next leading-order (NNLO) precision. These measurements are then used to constrain various Monte-Carlo (MC) generator parameters towards improving the modeling of various SM backgrounds involving top quarks.

At the LHC, there are two dominant modes of production for top quarks, defined by the number of on-shell top (or antitop) quarks produced. The dominant production mode involves the strong interaction and produces a top-antitop ($t\bar{t}$) pair. The next dominant mode of production occurs via the electroweak interaction producing a single on-shell top. Singly-resonant

¹Copyright 2022 CERN for the benefit of the ATLAS Collaboration. Reproduction of this article or parts of it is allowed as specified in the CC-BY-4.0 license.

top production can be further categorized into various production modes. The two dominant modes of single-top production are the t -channel and tW (top quark produced in association with a W boson) channel. Single-top production is associated with a $t \rightarrow Wb$ vertex which provides the opportunity to measure the V_{tb} element of the Cabibbo Kobayashi Maskawa (CKM) matrix. The cross-section of single-top production is proportional to the magnitude of the V_{tb} element.

This report presents measurements performed by the ATLAS collaboration [1] of the inclusive cross-sections for the $t\bar{t}$ and single-top production modes. These measurements are compared to cross-section predictions calculated at NNLO [2–4] as shown in Figure 1 and Figure 2.

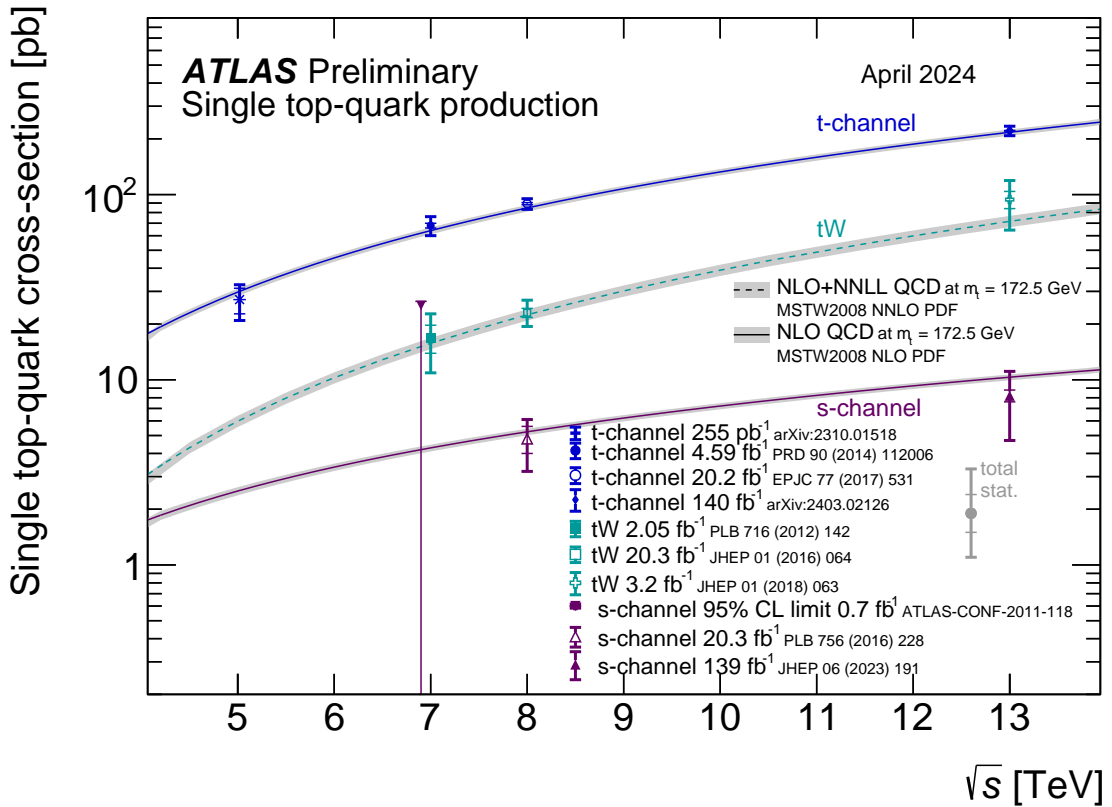


Figure 1: The measured single-top cross-sections in ATLAS for various production modes are plotted against the current SM predictions as a function of the center-of-mass energy. The predicted cross-sections are calculated at NLO in QCD. For the tW channel, next-to-next leading log (NNLL) resummation has also been applied. The predictions assume a top quark mass of 172.5 GeV. Figure is taken from public Top Cross-Section Summary plots (April 2024) [5].

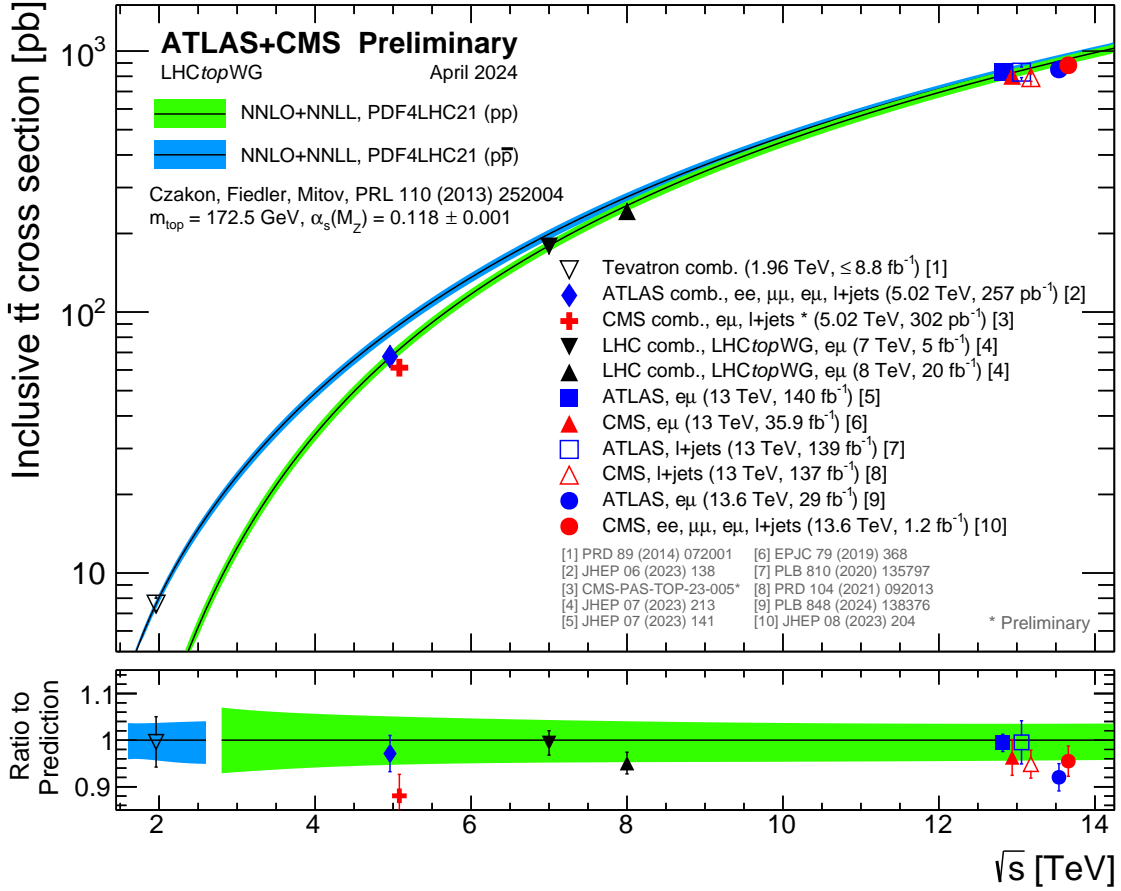


Figure 2: The measured $t\bar{t}$ cross-sections at the LHC and the Tevatron for various $t\bar{t}$ final states are plotted against the current SM prediction as a function of the center-of-mass energy. The predictions are calculated at NNLO in QCD with NNLL resummation applied. The uncertainty in the predictions come from a combination of renormalisation and factorisation scales, PDFs, and α_s . The predictions assume a top quark mass of 172.5 GeV and a strong coupling constant of $\alpha_s = 0.118$. Figure is taken from public Top Cross-Section Summary plots (April 2024) [5].

2 tW production cross-section measurement at $\sqrt{s} = 13 \text{ TeV}$

The inclusive tW production cross-section has been measured at a center-of-mass energy of $\sqrt{s} = 13 \text{ TeV}$ and uses the full Run-2 data set corresponding to an integrated luminosity of 140 fb^{-1} [6]. The analysis is conducted in the dileptonic channel in which the final state comprises two oppositely charged leptons and with opposite flavours ($e^\pm\mu^\mp$) and at least one b -tagged jet (b -jet). The major source of background events come from $t\bar{t}$ events, with minor contributions from W +jets, Z +jets, and diboson events. After selection, events are organized into three orthogonal signal regions: $1j1b$, $2j1b$, and $2j2b$. The signal regions are defined as $NjMb$ where N denotes the number of jets, of which M are b -tagged.

After selection, a Boosted Decision Tree (BDT) is trained to differentiate between signal tW events and background $t\bar{t}$ events. Distributions of the BDT response variable are constructed in each of the three signal regions. A binned profile likelihood fit is then applied to each distribution to extract the signal yield and compute the cross-section. To relax stringent

constraints placed on certain uncertainties (e.g., uncertainty on the double-counting between single-top and events evaluated using the Diagram Removal (DR) and Diagram Subtraction (DS) methods), the fit is applied to a restricted range of the BDT response distribution. This results in a more reliable measurement at the cost of loss of precision. Nevertheless, the post-fit uncertainties are reduced from approximately 10% to 3-4% while accounting for all correlations between uncertainties. Systematic uncertainties are included as nuisance parameters in the fit. The dominant sources of uncertainty correspond to $t\bar{t}$ modeling (13.2%), Jet Energy Scale (JES) (12.0%), and E_T^{miss} reconstruction and calibration (11.0%). The total inclusive cross-section is measured to be

$$\sigma_{tW} = 75 \pm 1(\text{stat}) \begin{smallmatrix} +15 \\ -14 \end{smallmatrix}(\text{syst}) \pm 1(\text{lumi}) \text{ pb} \quad (1)$$

This value agrees well with the SM prediction of $\sigma_{tW}^{\text{theo}} = 79.3 \begin{smallmatrix} +2.9 \\ -2.8 \end{smallmatrix}$ pb. The ratio of the measured cross-section to the theoretical cross-section corresponds to a value of $|f_{LV}V_{tb}|^2$. Here, f_{LV} represents a left-handed form factor that accounts for non-SM contributions. The $|f_{LV}V_{tb}|$ value is measured to be

$$|f_{LV}V_{tb}| = 0.97 \pm 0.10 \quad (2)$$

This measurement is in agreement with the SM prediction of unity.

3 t -channel production cross-section measurement at $\sqrt{s} = 13$ TeV

Single-top production via the exchange of a virtual W (t -channel) is known as the "golden" channel defined by the largest single-top production cross-section. The ATLAS collaboration has produced a measurement of the inclusive single-top and single-antitop cross-sections in this channel at a center-of-mass energy of $\sqrt{s} = 13$ TeV using 140 fb^{-1} of ATLAS data [7]. Events are required to contain exactly one lepton, exactly two jets (with exactly one b -jet), and additional cuts on E_T^{miss} and $m_T(W)$ to reduce multijet backgrounds. The W transverse mass ($m_T(W)$) is defined as

$$m_T(W) = \sqrt{2p_T(\ell)E_T^{\text{miss}}(1 - \cos \Delta\phi(\vec{p}_T^{\text{miss}}, \ell))} \quad (3)$$

The W transverse mass is calculated using the transverse momentum of the charged lepton ($p_T(\ell)$), the missing transverse momentum (\vec{p}_T^{miss}), and the difference of the azimuthal angles of the \vec{p}_T^{miss} vector and the charged lepton vector ($\Delta\phi(\vec{p}_T^{\text{miss}}, \ell)$). The event selection defines two signal regions depending on the sign of the lepton: *SR plus* and *SR minus*.

A neural network, trained on a combination of tq and $t\bar{q}$ events, is used to separate signal and background events in the two signal regions. A discriminatory variable (D_{nn}) is formed by combining several kinematic observables. Distributions of D_{nn} in the two signal regions are then entered into a binned profile likelihood fit to extract the cross-section measurements for tq ($\sigma(tq)$) and $t\bar{q}$ ($\sigma(t\bar{q})$). The corresponding measured cross-sections are as follows.

$$\sigma(tq) = 137 \pm 8 \text{ pb} \quad (4)$$

$$\sigma(t\bar{q}) = 84 \begin{smallmatrix} +6 \\ -5 \end{smallmatrix} \text{ pb} \quad (5)$$

The measured cross-sections are in good agreement (within uncertainty) with the following SM predictions at 13 TeV.

$$\sigma(tq)^{\text{theo}} = 134.2 \begin{smallmatrix} +2.6 \\ -1.7 \end{smallmatrix} \text{ pb} \quad (6)$$

$$\sigma(t\bar{q})^{\text{theo}} = 80.0 \begin{smallmatrix} +6 \\ -5 \end{smallmatrix} \text{ pb} \quad (7)$$

It is also useful to report a measurement of the ratio between $\sigma(tq)$ and $\sigma(t\bar{q})$, $R_t = \sigma(tq)/\sigma(t\bar{q})$. In doing so, several common uncertainties cancel out resulting in a very precise measurement. This ratio can then be used in future various Parton Distribution Functions (PDF) if the measured value is included in future fits. The measured R_t is

$$R_t = 1.636^{+0.036}_{-0.034} \quad (8)$$

Finally, an independent measurement of $|f_{LV}V_{tb}|$ is also reported which is again in agreement with the SM prediction of unity

$$|f_{LV}V_{tb}| = 1.015 \pm 0.031 \quad (9)$$

4 t -channel production cross-section measurement at $\sqrt{s} = 5.02$ TeV

The single-top and single-antitop cross-sections are measured at a special center-of-mass energy of 5.02 TeV using 255 pb^{-1} of ATLAS data [8]. This data sample was collected in a low pileup environment where the mean number of inelastic pp collisions was approximately 2. This provides an independent test of the SM in an environment with different backgrounds and detector uncertainties. Events are selected if they contain exactly one lepton, exactly two jets (with exactly one b -jet), and additional cuts on E_T^{miss} and $m_T(W)$ to reduce multijet backgrounds. Two signal regions are defined depending on the sign of the lepton: $\ell^+ + \text{jets}$ and $\ell^- + \text{jets}$.

A BDT is trained to separate signal and background events. A profile likelihood fit is applied to the distribution of the BDT response variable in each of the two signal regions. Uncertainties are included in the fit as additional nuisance parameters. These uncertainties are either estimated directly using 5.02 TeV sample or extrapolated from a high pileup 13 TeV sample. The resulting dominant uncertainties are statistical (16%), single-top modeling (8.6%), and misidentified leptons (6.3%). The resulting cross-sections extracted from the fit are as follows.

$$\sigma(tq) = 19.8^{+3.9}_{-3.1}(\text{stat})^{+2.9}_{-2.2}(\text{syst}) \text{ pb} \quad (10)$$

$$\sigma(t\bar{q}) = 7.3^{+3.2}_{-2.1}(\text{stat})^{+2.8}_{-1.5}(\text{syst}) \text{ pb} \quad (11)$$

These cross-sections are in agreement with SM predictions but come with much larger uncertainties than similar measurements at higher center-of-mass energies. Again, measurements of R_t and $|f_{LV}V_{tb}|$ are also reported.

$$R_t = 2.73^{+1.43}_{-0.82}(\text{stat})^{+1.01}_{-0.29}(\text{syst}) \quad (12)$$

$$|f_{LV}V_{tb}| = 0.94^{+0.11}_{-0.10} \quad (13)$$

5 $t\bar{t}$ production cross-section measurement at $\sqrt{s} = 13.6$ TeV

$t\bar{t}$ production cross-section has been measured using relatively recent Run 3 data collected in 2022 at 13.6 TeV and 29 fb^{-1} of ATLAS data [9]. This analysis measures both the inclusive $t\bar{t}$ ($\sigma_{t\bar{t}}$) and Z -boson ($\sigma_{Z \rightarrow \ell\ell}$) production cross-sections and the ratio between the two ($R_{t\bar{t}/Z}$). In analogy with the ratio defined for the single-top case, $R_{t\bar{t}/Z}$ benefits from the cancellation of several common uncertainties and produces a very precise measurement. This ratio also has a particular sensitivity to the gluon-to-quark PDF ratio.

Event selection for top quark pair production requires two oppositely flavored leptons ($e\mu$) and exactly one or two b -jets. For Z -boson decays, two same flavored leptons (ee or $\mu\mu$) are required with the additional requirement that the invariant mass ($m_{\ell\ell}$) of the lepton pair must fall within $66 < m_{\ell\ell} < 116$ GeV. This selection yields a nearly 100% pure sample of Z -boson decay events and allows an estimate of the Z -boson contribution. A profile likelihood fit is then applied to the distribution of the event yields in each of the four signal regions. The measured cross-sections and ratio extracted from the fit are

$$\sigma_{t\bar{t}} = 850 \pm 3(\text{stat}) \pm 18(\text{syst}) \pm 20(\text{lumi}) \text{ pb} \quad (14)$$

$$\sigma_{Z \rightarrow \ell\ell} = 744 \pm 11(\text{stat} + \text{syst}) \pm 16(\text{lumi}) \text{ pb} \quad (15)$$

$$R_{t\bar{t}/Z} = 1.145 \pm 0.003(\text{stat}) \pm 0.021(\text{syst}) \pm 0.002(\text{lumi}) \quad (16)$$

The dominant sources of uncertainty correspond to luminosity (2.3%) and lepton reconstruction (1.4%). These measurements agree with the SM predictions within one standard deviation.

$$\sigma_{t\bar{t}}^{\text{theo}} = 924^{+32}_{-40}(\text{scale} + \text{PDF} + \alpha_S) \text{ pb} \quad (17)$$

$$\sigma_{Z \rightarrow \ell\ell}^{\text{theo}} = 746^{+21}_{-22}(\text{scale} + \text{PDF} + \alpha_S) \text{ pb} \quad (18)$$

$$R_{t\bar{t}/Z}^{\text{theo}} = 1.238^{+0.063}_{-0.071}(\text{scale} + \text{PDF} + \alpha_S) \quad (19)$$

6 $t\bar{t}$ production cross-section measurement in proton-lead collisions at $\sqrt{s_{NN}} = 8.16$ TeV

The top quark pair production cross-section has been measured in proton-lead collisions at a nucleon-nucleon center-of-mass energy of $\sqrt{s_{NN}} = 8.16$ TeV and an integrated luminosity of 165 nb^{-1} [10]. In $p + Pb$ collisions, top quark measurements probe kinematic regions of nuclear PDFs that are not readily accessed by other measurements due to limited statistics. This analysis defines both dileptonic and semileptonic signal regions. The dilepton signal regions ($2\ell 1b$, $2\ell 2b$) are defined by two oppositely charged leptons. Events are discarded if the invariant mass of the two leptons fall within $80 < m_{\ell\ell} < 100$ GeV to remove Z -boson contributions. There are additional requirements of at least two jets (of which there must be at least one b -jet). The semileptonic signal regions ($1\ell 1b$ e -jets, $1\ell 2\text{bincl}$ e -jets, $1\ell 1b$ μ -jets, $1\ell 2\text{bincl}$ μ -jets) require exactly one lepton and at least four jets (with at least one b -jet).

The main backgrounds in the dilepton signal regions include Z +jets and single-top tW processes while the main background in the semileptonic regions corresponds to non-prompt and misidentified leptons (estimated using the matrix-method). The expected yields of the signal are extracted from a profile likelihood fit to a $H_T^{\ell,j}$ (scalar sum of the transverse momentum of the leptons and jets) observable in the six signal regions. The measured inclusive $t\bar{t}$ cross-section is

$$\sigma_{t\bar{t}} = 58.1 \pm 2.0(\text{stat})^{+4.8}_{-4.4}(\text{syst}) \text{ nb} \quad (20)$$

The measured cross-section is compared to predictions provided by various PDF sets. The dominant uncertainties in the measurement arise from JES (4.6%) and $t\bar{t}$ generator (4.5%) uncertainties. A measurement of the nuclear modification factor is also reported. This factor is defined as the ratio of the total $t\bar{t}$ cross-section in $p+Pb$ ($\sigma_{t\bar{t}}^{p+Pb}$) to the cross-section in nominal pp ($\sigma_{t\bar{t}}^{pp}$) collisions at $\sqrt{s} = 8$ TeV normalized by the mass number of lead ($A_{Pb} = 208$). The pp cross-section at 8 TeV is extrapolated to the center-of-mass energy of the $p + Pb$ system.

$$R_{pA} = \frac{\sigma_{t\bar{t}}^{p+Pb}}{A_{Pb} \cdot \sigma_{t\bar{t}}^{pp}} \quad (21)$$

The measured nuclear modification factor is in agreement with the SM prediction of unity.

$$R_{pA} = 1.090 \pm 0.039(\text{stat})^{+0.094}_{-0.087}(\text{syst}) \quad (22)$$

7 Conclusion

Proton-proton collisions at the LHC produce top quarks in abundance. Cross-section measurements for various top processes have been conducted by the ATLAS collaboration using Run 2 and Run 3 data. These measurements allow for a direct comparison with SM predictions at the NNLO level. Cross-sections were measured for both the single-top and $t\bar{t}$ production modes. Measurements of single-top production cross-sections were conducted for both the t -channel and tW processes at the nominal center-of-mass energies of $\sqrt{s} = 13$ TeV. The final cross-sections are measured with relative uncertainties of 20% (t -channel) and 7% (tW). An independent measurement of t -channel production has also been measured at a center-of-mass energy of $\sqrt{s} = 5.02$ TeV. The measured cross-section is consistent with SM predictions but is accompanied by a much higher relative uncertainty of 58%. Each of the single-top analyses has also reported independent measurements of the V_{tb} CKM matrix element.

Measurements of $t\bar{t}$ production remain one of the most precise measurements due to an abundance of viable top quark pair events. The $t\bar{t}$ production cross-section has been measured using Run 3 data collected in 2022. As expected the final cross-section is accompanied by a very low relative uncertainty of 3%. $t\bar{t}$ production has also been observed and measured in $p + Pb$ collisions. This measurement comes with a relative uncertainty of 9%.

All of the results presented in this report are consistent with SM predictions.

References

- [1] ATLAS Collaboration, *The ATLAS Experiment at the CERN Large Hadron Collider*, JINST **3**, S08003 (2008), doi:[10.1088/1748-0221/3/08/S08003](https://doi.org/10.1088/1748-0221/3/08/S08003).
- [2] J. Campbell, T. Neumann and Z. Sullivan, *Single-top-quark production in the t -channel at NNLO*, JHEP **02**, 040 (2021), doi:[10.1007/JHEP02\(2021\)040](https://doi.org/10.1007/JHEP02(2021)040), [2012.01574](https://arxiv.org/abs/2012.01574).
- [3] N. Kidonakis and N. Yamanaka, *Higher-order corrections for tW production at high-energy hadron colliders*, JHEP **05**, 278 (2021), doi:[10.1007/JHEP05\(2021\)278](https://doi.org/10.1007/JHEP05(2021)278), [2102.11300](https://arxiv.org/abs/2102.11300).
- [4] M. Czakon and A. Mitov, *Top++: A Program for the Calculation of the Top-Pair Cross-Section at Hadron Colliders*, Comput. Phys. Commun. **185**, 2930 (2014), doi:[10.1016/j.cpc.2014.06.021](https://doi.org/10.1016/j.cpc.2014.06.021), [1112.5675](https://arxiv.org/abs/1112.5675).
- [5] ATLAS Collaboration, *Top cross section summary plots - April 2024*, Tech. rep., CERN, Geneva, All figures including auxiliary figures are available at <https://atlas.web.cern.ch/Atlas/GROUPS/PHYSICS/PUBNOTES/ATL-PHYS-PUB-2024-006> (2024).
- [6] ATLAS Collaboration, *Measurement of single top-quark production in association with a W boson in pp collisions at $s=13$ TeV with the ATLAS detector*, Phys. Rev. D **110**(7), 072010 (2024), doi:[10.1103/PhysRevD.110.072010](https://doi.org/10.1103/PhysRevD.110.072010), [2407.15594](https://arxiv.org/abs/2407.15594).
- [7] ATLAS Collaboration, *Measurement of t -channel production of single top quarks and anti-quarks in pp collisions at 13 TeV using the full ATLAS Run 2 data sample*, JHEP **05**, 305 (2024), doi:[10.1007/JHEP05\(2024\)305](https://doi.org/10.1007/JHEP05(2024)305), [2403.02126](https://arxiv.org/abs/2403.02126).

- [8] ATLAS Collaboration, *Measurement of t -channel single-top-quark production in pp collisions at $s=5.02$ TeV with the ATLAS detector*, Phys. Lett. B **854**, 138726 (2024), doi:[10.1016/j.physletb.2024.138726](https://doi.org/10.1016/j.physletb.2024.138726), [2310.01518](https://arxiv.org/abs/2310.01518).
- [9] ATLAS Collaboration, *Measurement of the $t\bar{t}$ cross section and its ratio to the Z production cross section using pp collisions at $s=13.6$ TeV with the ATLAS detector*, Phys. Lett. B **848**, 138376 (2024), doi:[10.1016/j.physletb.2023.138376](https://doi.org/10.1016/j.physletb.2023.138376), [2308.09529](https://arxiv.org/abs/2308.09529).
- [10] ATLAS Collaboration, *Observation of $t\bar{t}$ production in the lepton+jets and dilepton channels in $p+Pb$ collisions at $\sqrt{s_{NN}} = 8.16$ TeV with the ATLAS detector* (2024), [2405.05078](https://arxiv.org/abs/2405.05078).