

Acceleration rate enhancement by negative plasma density gradient in multi-bunch driven plasma wakefield accelerator

N.V. Okhotnikov and K.V. Lotov

¹*Novosibirsk State University, Novosibirsk 630090, Russia*

²*Budker Institute of Nuclear Physics, Novosibirsk 630090, Russia*

(Dated: 15 November 2024)

In a plasma wakefield accelerator driven by a train of short particle bunches, it is possible to locally increase the acceleration rate by introducing a small negative gradient of the plasma density. A regime is possible in which the gradient affects only the relative phasing of the driver bunches and the wave, keeping the wave phase behind the driver stable. With this technique, it is possible to increase the energy gain of the accelerated witness bunch in a plasma section of limited length.

The acceleration of particles in plasmas, in particular plasma wakefield acceleration, offers a path to higher particle energies and smaller facility sizes compared to conventional accelerators, and is being actively studied in this context.^{1,2} The wave (called wakefield) that accelerates particles is most often excited (or driven) by a single short laser pulse³ or particle bunch.⁴ Resonant wakefield excitation by a sequence of short laser pulses or particle bunches, which was envisioned in the original proposals for plasma-based accelerators,^{5–7} is less common but still of interest because it is sometimes easier to create a train of weak drivers^{8,9} than a single strong driver.

For proton-driven plasma wakefield acceleration,¹⁰ which may prove to be the shortest path to the highest energies of accelerated leptons,^{11–14} the multi-bunch drive is a must. This is because proton beams in the available synchrotrons are much longer than the plasma wavelength and cannot excite the wave directly. Their frequency spectrum contains almost no harmonics at the plasma frequency for plasma densities required for strong accelerating gradients, so the beams must be either compressed in the longitudinal direction or modulated. Compressing a high-energy proton beam to a single sub-millimeter-long bunch, which is necessary for efficient beam-plasma interaction, is prohibitively difficult.^{15–17} Therefore, it is more practical to convert a proton beam into a bunch train either in the plasma⁹ or before entering the plasma.¹⁸

Wave excitation by trains of particle bunches has been and is being studied in the AWAKE experiment^{11,19–21} at CERN and in several experiments with electron beams around the world.^{22–29} The measurements are in good agreement with numerical simulations,^{30–33} despite the fact that multi-bunch drivers are far away from other plasma wakefield accelerators in parameter space.³⁴ Thus, the physics of beam-plasma interaction in the multi-bunch regime is well described by numerical codes, and their predictions are reliable.

To efficiently excite the wakefield over long distances, the bunches of the drive beam must be completely in the decelerating and focusing phases of the wave. For this, the bunch-to-bunch spacing must be slightly longer than the plasma wavelength and dependent on the bunch

position in the train.^{35,36} Such a bunch train can be produced not only by manually positioning individual bunches,^{37–39} but also in plasma as a result of seeded self-modulation.^{40–43} The bunch positioning in the latter case is controlled by the longitudinal profile of the plasma density at the self-modulation stage.

It is now generally understood what density profile is required to produce a bunch train that propagates stably in a uniform plasma and excites a strong wakefield until longitudinal effects such as beam depletion or dephasing come into play. This profile must have a “density step”, i.e., a sharp or smooth increase in the plasma density at the linear stage of beam self-modulation.^{12,13,41} The effect of weak density gradients on self-modulation was also studied both theoretically and experimentally, with the conclusion that small positive gradients enhance the witness energy gain relative to the uniform plasma.^{20,30,33,44–49} Uniform density plasmas are far from the best self-modulation scenario, because the beam transforms into an unstable bunch train that is destroyed by its own wakefield in a time comparable to the self-modulation time.^{11,12,40–42,50} Nevertheless, at short interaction distances, uniform plasmas can demonstrate high acceleration rates and serve as a proof of the self-modulation concept.^{20,51,52}

While perspective applications of multi-bunch wakefield excitation require as stable bunches as possible,^{11,13,53} near-future experiments¹¹ may have a different target function and aim to obtain the highest witness energy within a limited acceleration distance. In this paper, we show that if the acceleration distance is limited and much shorter than the beam dephasing length, the witness energy gain can be increased with a negative gradient of the plasma density. The non-trivial point here is that it is possible to select such parameters of the system that the density gradient, affecting the driver and the wave amplitude, does not change the phase velocity of the wave at the witness location, and particles can be accelerated in such a wave.

Let us illustrate the effect with parameters achievable in the Run2c phase¹¹ of the AWAKE experiment (Table I). The proton beam consecutively passes through two plasma sections [Fig. 1(a)]. In the first section, the beam self-modulates. The formed bunches are phase-

TABLE I. Parameters of the system

Parameter, notation	Value
<i>Plasma:</i>	
Initial density, n_0	$2 \times 10^{14} \text{ cm}^{-3}$
Density after rise, n_1	$2.11 \times 10^{14} \text{ cm}^{-3}$
Length of plasma sections, L_1, L_2	10 m
Length of vacuum gap, L_v	1 m
Length of density ramp, L_s	5.2 m
Length of vacuum-plasma transition, ⁵⁴ D	1 cm
Radius	1.4 mm
Ion mass number	85
<i>Proton beam:</i>	
Population, N_b	3×10^{11}
Length, σ_{zb}	7.5 cm
Radius, σ_{rb}	0.2 mm
Energy	400 GeV
Energy spread	0.035 %
Normalized emittance	3.6 mm mrad
<i>Seed electron beam:</i>	
Population, N_e	3.125×10^9
Length, σ_{ze}	0.714 mm
Radius, σ_{re}	0.19 mm
Energy	18 MeV
Energy spread	0 %
Normalized emittance	2.96 mm mrad
Distance to proton beam centroid	18.6 cm
<i>Simulations:</i>	
Grid steps, $\Delta r, \Delta \xi$	$0.01 k_p^{-1}$
Step for updating plasma state, Δz	$200 k_p^{-1}$
Radius of simulation domain	$30 k_p^{-1}$

locked to the seed perturbation created by a low-energy electron bunch. In the vacuum gap between plasma sections, remnants of the seed electron bunch are deflected from and a high-quality witness bunch is brought to the axis by a transverse magnetic field. The witness is then accelerated in the second plasma section by the wakefield of the modulated proton beam.

The plasma density profile in the first section contains the rise of length L_s necessary to form a stable bunch train [Fig. 1(b)]. Its parameters were optimized similarly to Ref. 54 but for two-sectioned plasma. The choice of a relatively low plasma density n_0 (Table I) is convenient in view of possible experimental verification, since it facilitates beam alignment and diagnostics.^{55,56} The second plasma section in AWAKE allows constant density gradients,⁵⁷ so we vary the densities n_L and n_R at its ends [Fig. 1(b)] in search of maximum witness energy.

We will not focus on the exact matching of wave and witness, as this requires additional multi-parameter optimization. Instead, we approximate the witness energy

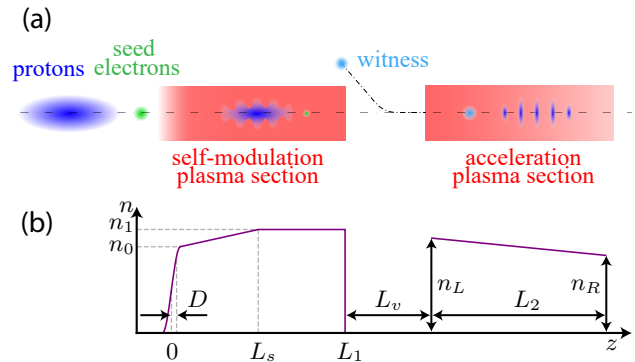


FIG. 1. (a) Plasma configuration under study and (b) longitudinal profile of the plasma density (not in scale).

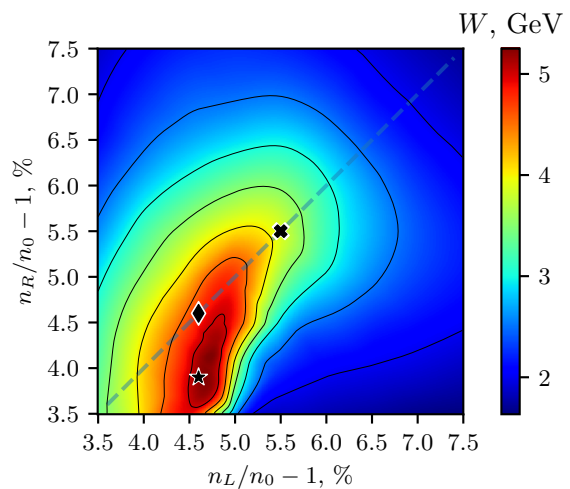


FIG. 2. Maximum witness energy gain W as a function of plasma densities n_L and n_R at the ends of the 2nd plasma section. The cross, diamond, and asterisk mark the baseline, flat, and optimum variants, respectively.

gain using the distributions of accelerating and focusing wakefields on the axis. This method can typically predict the maximum energy gain of a real witness with an accuracy of about 10%.^{13,58,59}

We simulate the beam dynamics with axisymmetric quasistatic code LCODE^{60,61} that calculates all quantities as functions of radius r , longitudinal coordinate z and co-moving coordinate $\xi = z - ct$, where t is time and c is the speed of light. The code uses dimensionless units, so we measure densities in units of n_0 , times in units of ω_p^{-1} and distances in units of $k_p^{-1} = c/\omega_p$, where $\omega_p = \sqrt{4\pi n_0 e^2/m}$ is the electron plasma frequency, e is the elementary charge, and m is the electron mass. Typical run parameters are given in Table I. At this resolution, simulation of a single variant takes about 300 CPU hours.

The witness gains the highest energy if the plasma density in the second section is lower than the density at the

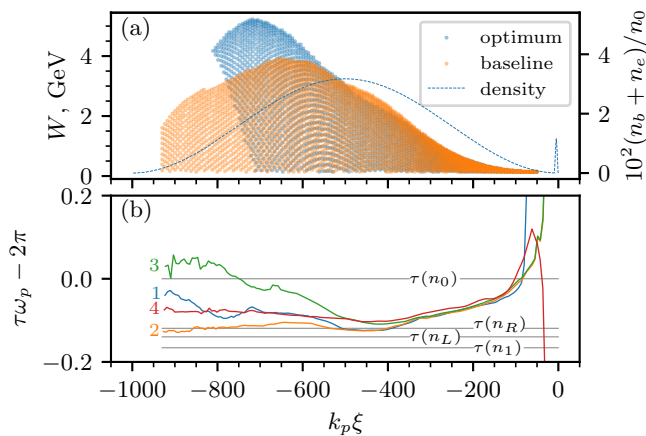


FIG. 3. (a) Dependence of the witness energy gain W on witness position ξ for the baseline and optimum variants. The dashed line shows the density of proton (n_b) and seed electron (n_e) beams on the axis before entering the 1st plasma section. (b) Wakefield period τ : at the end of the 1st plasma section (1), at the beginning of the 2nd plasma section for the baseline (2) and optimum (3) variants, and at the end of the 2nd plasma section for the optimum variant (4). The thin horizontal lines show the period of free plasma oscillations for the plasma densities written over the lines.

end of the first section ($n_L < n_1$), and there is a negative density gradient ($n_L > n_R$) (Fig. 2). For our particular parameters, the highest energy is achieved for $n_L = 1.046n_0$, $n_R = 1.039n_0$. We call this variant “optimum” in contrast to the “baseline” variant with $n_L = n_R = n_1$ and the “flat” variant with $n_L = n_R = 1.046n_0$. The energy gain in the optimum variant is 33% higher than in the baseline variant and is reached for a later witness location [Fig. 3(a)].

To clarify the reasons for this energy behavior, let us analyze the changes in the wakefield phase and bunch shapes as the proton beam propagates through the second plasma section. We characterize the wakefield phase by locations ξ_{loc} of zero-field points on the axis, where $E_z = 0$ and $\partial E_z / \partial \xi > 0$. For visualizing the longitudinal profile of the bunches, we use the dimensionless effective current⁶²

$$I_{\text{eff}}(\xi, z) = 4\pi r_e \int_0^\infty K_0(k_p r) n_b(r, \xi, z) r dr, \quad (1)$$

where r_e is the classical electron radius, K_0 is the modified Bessel function, and n_b is the beam density.

In the region of well-formed proton bunches at the leading half of the beam (at $100 \lesssim |k_p \xi| \lesssim 500$), the wave is phase-locked to the bunches, and its period is close to the bunch-to-bunch distance for all examined variants [Fig. 3(b)]. The period is longer than the period of free plasma oscillations for the corresponding plasma densities and slightly decreases along the beam, which is typical for optimally formed bunch trains.^{35,36} This can be imagined as each bunch lengthens the period of the wave with its contribution.^{36,41} The phase velocity of

the wave here is less than the velocity of 400 GeV protons (Fig. 4) because the bunches change their shape. Namely, the self-modulation does not complete within the first plasma section and continues in the second section, reducing the phase velocity there.^{44,63} When the bunches are fully formed, the phase velocity approaches the velocity of beam particles, but this becomes visible at longer propagation distances.¹³

In the baseline variant, the bunches perfectly fit the focusing wave phase, and hence the bunch train is stable. The beam remains stable even after passing the gap between the plasma sections, despite the radial expansion of the bunches, the corresponding decrease in the bunch density and excited wakefield,¹¹ and the shortening of the wakefield period at the rear part of the beam [compare lines 1 and 2 in Fig. 3(b)]. As for wave driving, not all bunches are equally efficient. The self-modulation develops in such a way⁴¹ that the last bunches of the train are partly in the decelerating phase [Fig. 5(a)] and therefore less efficient. If the plasma density at the beginning of the second section is lower than in the baseline variant, the wakefield period elongates [compare lines 2 and 3 in Fig. 3(b)], the wave shifts backward relative to the bunches [compare Fig. 4(a) and (b) at $|k_p \xi_{\text{loc}}| > 500$], and tail bunches fall into the phase of stronger decelerating field [Fig. 5(b)]. With this phasing, the bunches drive the wave more efficiently, and the wave amplitude increases compared to the baseline variant (Fig. 6 and line colors in Fig. 4).

In the plasma of reduced density, some parts of the bunches fall into the defocusing wave phase or into a weaker focusing phase. In both cases, they gradually deteriorate [Fig. 5(b)]. The defocusing force is strongest in the beam tail, so the tail bunches disappear earlier (Fig. 7). The destroyed bunches can no longer lengthen the wakefield period, so the period shortens [compare lines 3 and 4 in Fig. 3(b) at $|k_p \xi| \gtrsim 500$]. This makes the wave behind the bunches superluminal and unsuitable for witness acceleration [region $|k_p \xi_{\text{loc}}| \gtrsim 700$ in Fig. 4(b)]. Note that the wakefield period behind the driver does not tend to the period of free plasma oscillations [Fig. 3(b)]. There are two reasons for this: the disturbance of the ion background,^{64,65} leading to a local decrease of the plasma frequency, and the Doppler effect due to a negative average velocity of plasma electrons, which they acquire when interacting with the beam.^{66,67}

As we see, there is a transition between subluminal wave (at small $|\xi|$) and superluminal wave (at larger $|\xi|$), at which the wave is best suited for witness acceleration. In the “flat” variant, this occurs at $|k_p \xi| \approx 600$ [Fig. 4(b)]. Plasma density gradients can control the location of this transition point. The negative gradients act on the wave similarly to the density decrease at the beginning of the second plasma section, but in a time-distributed manner. It shifts the wave backward relative to the bunches. In the “optimum” variant, the line of constant phase flattens in the region of the strongest accelerating field [at $|k_p \xi| \approx 700$ in Fig. 4(c)], providing the highest energy

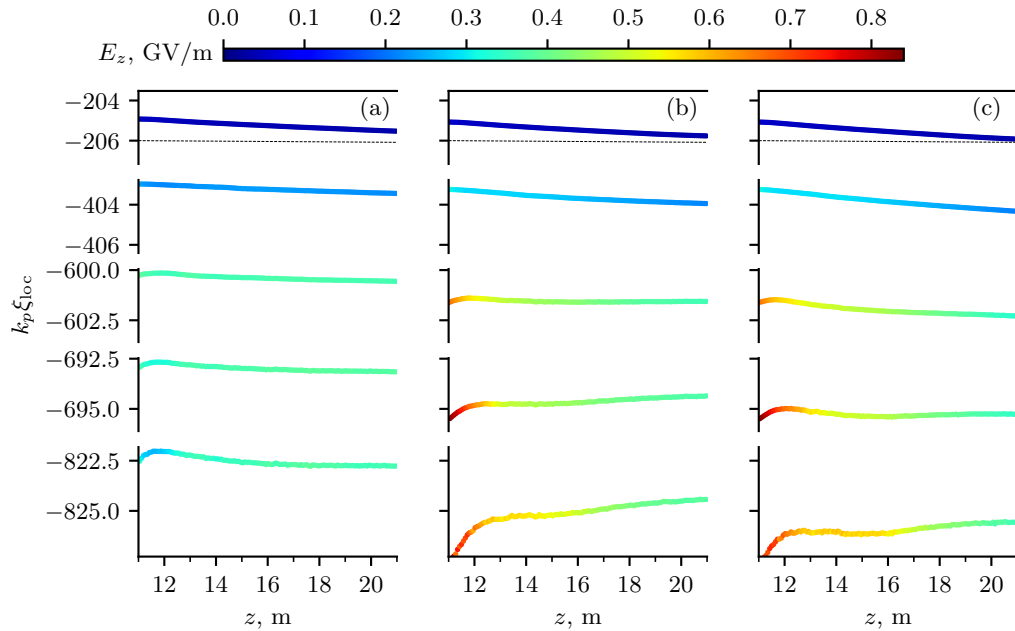


FIG. 4. Lines of constant wave phase for the baseline (a), flat (b), and optimum (c) variants in the 2nd plasma section. Only selected lines from different parts of the beam are shown. The line color shows the local wakefield amplitude. The almost invisible slope of thin dashed lines corresponds to the velocity of 400 GeV protons.

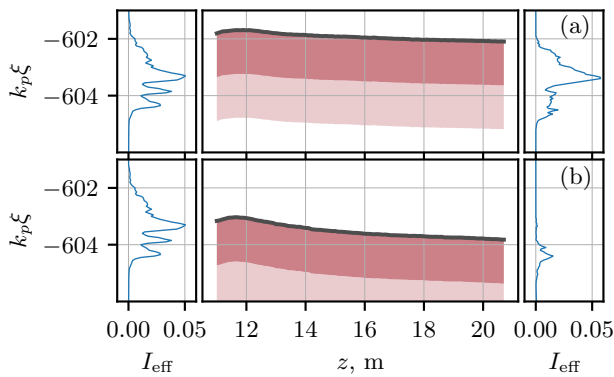


FIG. 5. Lines of constant wave phase that correspond to local maxima of decelerating field (black, in the middle column) and effective beam current I_{eff} in their vicinity at the entrance to (left column) and exit from (right column) the 2nd plasma section for the baseline (a) and optimum (b) variants. Shaded areas show the quarters of the wave period in which the proton beam is focused and either decelerated (darker) or accelerated (lighter).

gain [Fig. 3(a)].

To summarize, by varying the longitudinal profile of the plasma density, the wakefield phase can be controlled and optimized for either the longest or highest-rate acceleration. In the case of long bunch trains, the relationship between plasma density and wave phase is not as explicit as for short drivers, but with numerical simulations it can be elucidated and utilized. With a negative density gradient introduced after the beam self-modulation, it is

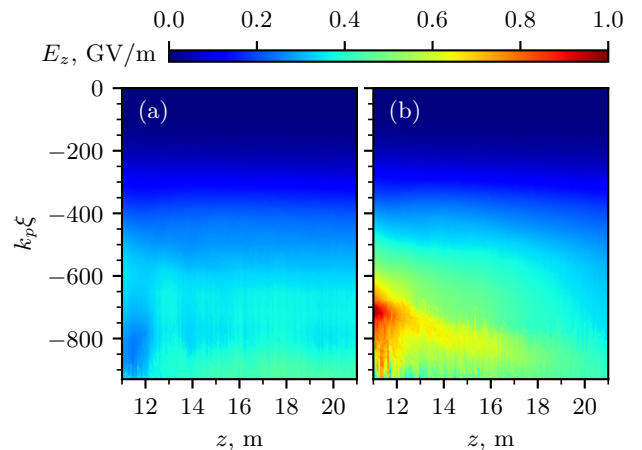


FIG. 6. Wakefield amplitude $E_z(z, \xi)$ for baseline (a) and optimum (b) variants.

possible to significantly increase the witness energy gain in a fixed-length plasma section. The non-trivial point here is that the wakefield phase shift, which initiates the rapid driver destruction and the increase in wakefield amplitude, does not affect the accelerated beam. This effect is unlikely to be useful for energy enhancement in optimally designed plasma wakefield accelerators, where the interaction length is determined by bunch depletion or dephasing. However, in experiments with short plasmas, it can be reliably diagnosed by the witness energy gain, which will show either a good understanding of the underlying processes (in case of agreement with simulations) or

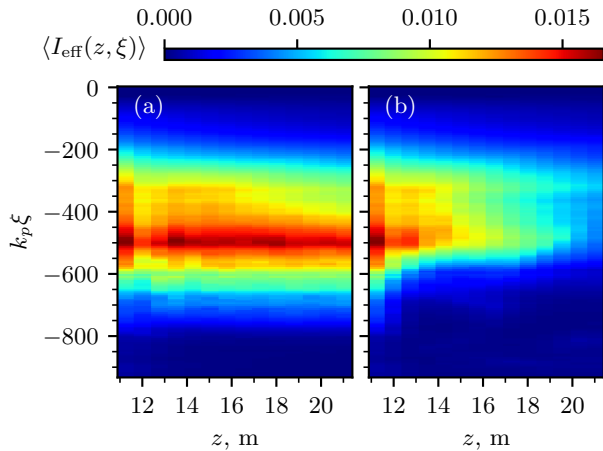


FIG. 7. Effective current averaged over the wakefield period $\langle I_{\text{eff}}(z, \xi) \rangle$ for baseline (a) and optimum (b) variants.

the presence of missing physical effects.

ACKNOWLEDGMENTS

This study was supported by the Russian Science Foundation, Project No. 23-12-00028. Optimization of the plasma density profile in the first plasma section [Fig. 1(b)] was performed on HPC-cluster “Akademik V M Matrosov”⁶⁸ and supported by Budker INP with ongoing institutional funding. The authors thank Vlada Yarygova for help in optimizing the plasma density profiles.

REFERENCES

- ¹C. Joshi, S. Corde, and W.B. Mori, Perspectives on the generation of electron beams from plasma-based accelerators and their near and long term applications. *Phys. Plasmas* **27**, 070602 (2020).
- ²F. Albert, M.E. Couprie, A. Debus, M.C. Downer, J. Faure, A. Flacco et al, 2020 roadmap on plasma accelerators. *New J. Phys.* **23**, 031101 (2021).
- ³A. Pukhov, J. Meyer-ter-Vehn, Laser wake field acceleration: the highly non-linear broken-wave regime. *Appl. Phys. B* **74**, 355 (2002).
- ⁴J.B. Rosenzweig, B. Breizman, T. Katsouleas, and J.J. Su Acceleration and focusing of electrons in two-dimensional nonlinear plasma wake fields. *Phys. Rev. A* **44**, R6189 (1991).
- ⁵A.K. Berezin, Ya.B. Fainberg, L.I. Bolotin, A.M. Egorov, V.A. Kiselev, Experimental investigation of the interaction of modulated relativistic beams with a plasma. *JETP Lett.* **13**, 354 (1971).
- ⁶T. Tajima and J.M. Dawson, Laser Electron Accelerator. *Phys. Rev. Lett.* **43**, 267 (1979).
- ⁷P. Chen, J.M. Dawson, R.W. Huff, and T. Katsouleas, Acceleration of Electrons by the Interaction of a Bunched Electron Beam with a Plasma. *Phys. Rev. Lett.* **54**, 693 (1985); *Phys. Rev. Lett.* **55**, 1537 (1985).
- ⁸S.M. Hooker, R. Bartolini, S.P.D. Mangles, A. Tünnemann, L. Corner, J. Limpert et al, Multi-pulse laser wakefield acceleration:

- a new route to efficient, high-repetition-rate plasma accelerators and high flux radiation sources. *J. Phys. B: At. Mol. Opt. Phys.* **47**, 234003 (2014).
- ⁹N. Kumar, A. Pukhov, and K. Lotov, Self-modulation instability of a long proton bunch in plasmas. *Phys. Rev. Lett.* **104**, 255003 (2010).
 - ¹⁰E. Adli and P. Muggli, Proton-Beam-Driven Plasma Acceleration. *Reviews of Accelerator Science and Technology* **9**, 85 (2016).
 - ¹¹E. Gschwendtner et al. (The AWAKE Collaboration), The AWAKE Run 2 programme and beyond. *Symmetry* **14**, 1680 (2022).
 - ¹²A. Caldwell, K. V. Lotov, Plasma wakefield acceleration with a modulated proton bunch. *Phys. Plasmas* **18**, 103101 (2011).
 - ¹³K.V. Lotov and P.V. Tuv, Plasma wakefield acceleration beyond the dephasing limit with 400 GeV proton driver. *Plasma Phys. Control. Fusion* **63**, 125027 (2021).
 - ¹⁴P. Muggli, M. Ferrario, J. Osterhoff and B. Cros, European facilities for advanced accelerators development. *Journal of Instrumentation* **17**, T05008 (2022).
 - ¹⁵R. Assmann, M. Giovannozzi, Y. Papaphilippou, F. Zimmermann, A. Caldwell, G. Xia, Generation of short proton bunches in the CERN accelerator complex. *Proc. PAC09*, (Vancouver, BC, Canada), p.4542–4544.
 - ¹⁶G. Xia, A. Caldwell, Producing Short Proton Bunch For Driving Plasma Wakefield Acceleration. *Proc. IPAC2010* (Kyoto, Japan), p.4395–4397.
 - ¹⁷A. Caldwell, K. Lotov, A. Pukhov and G. Xia, Plasma wakefield excitation with a 24 GeV proton beam. *Plasma Phys. Control. Fusion* **53**, 014003 (2011).
 - ¹⁸I. Sheinman, A. Petrenko, High-energy micro-buncher based on the mm-wavelength dielectric structure. *Proc. RuPAC2016* (St. Petersburg, Russia), p.303–306.
 - ¹⁹E. Gschwendtner et al. (The AWAKE Collaboration), AWAKE, The Advanced Proton Driven Plasma Wakefield Acceleration Experiment at CERN. *Nuclear Instr. Methods A* **829**, 76 (2016).
 - ²⁰E. Adli et al. (The AWAKE Collaboration), Acceleration of electrons in the plasma wakefield of a proton bunch. *Nature* **561**, 363 (2018).
 - ²¹P. Muggli, et al. (The AWAKE Collaboration), AWAKE readiness for the study of the seeded self-modulation of a 400 GeV proton bunch. *Plasma Phys. Control. Fusion* **60**, 014046 (2018).
 - ²²A.K. Berezin, Ya.B. Fainberg, V.A. Kiselev, A.F. Linnik, V.V. Uskov, V.A. Balakirev et al, Excitation of wake fields in plasma by relativistic electron pulse with controlled number of short bunches. *Plasma Physics Reports* **20**, 596 (1994).
 - ²³K. Nakajima, A. Enomoto, H. Kobayashi, H. Nakanishi, Y. Nishida, A. Ogata et al, Plasma wake-field accelerator experiments at KEK. *Nucl. Instr. and Meth. A* **292**, 12 (1990).
 - ²⁴E. Adli, V.K. Berglyd Olsen, C.A. Lindstrom, P. Muggli, O. Reimann, J.M. Vieira et al, Progress of plasma wakefield self-modulation experiments at FACET. *Nucl. Instr. Meth. A* **829**, 334 (2016).
 - ²⁵P. Manwani, N. Majernik, M. Yadav, C. Hansel, and J.B. Rosenzweig, Resonant excitation of very high gradient plasma wakefield accelerators by optical-period bunch trains. *Phys. Rev. Accel. Beams* **24**, 051302 (2021).
 - ²⁶Y. Fang, V. E. Yakimenko, M. Babzien, M. Fedurin, K. P. Kusche, R. Malone et al, Seeding of Self-Modulation Instability of a Long Electron Bunch in a Plasma. *Phys. Rev. Lett.* **112**, 045001 (2014).
 - ²⁷M. Gross, J. Engel, J. Good, H. Huck, I. Isaev, G. Koss et al, Observation of the Self-Modulation Instability via Time-Resolved Measurements. *Phys. Rev. Lett.* **120**, 144802 (2018).
 - ²⁸G. Loisch, G. Asova, P. Boonpornprasert, Y. Chen, J. Good, M. Gross et al, Plasma density measurement by means of self-modulation of long electron bunches. *Plasma Phys. Control. Fusion* **61**, 045012 (2019).
 - ²⁹A. Del Dotto, A.C. Berceanu, A. Biagioni, M. Ferrario, G. Fortugno, R. Pompili et al, Experimental observation of the transition between hose and self-modulation instability regimes. *Phys.*

- Plasmas **29**, 100701 (2022).
- ³⁰A.A. Gorn et al (The AWAKE Collaboration), Proton beam defocusing in AWAKE: comparison of simulations and measurements. *Plasma Phys. Control. Fusion* **62**, 125023 (2020).
- ³¹M. Turner et al (The AWAKE Collaboration), Experimental study of wakefields driven by a self-modulating proton bunch in plasma. *Phys. Rev. Accel. Beams* **23**, 081302 (2020).
- ³²J. Chappell et al (The AWAKE Collaboration), Experimental study of extended timescale dynamics of a plasma wakefield driven by a self-modulated proton bunch. *Phys. Rev. Accel. Beams* **24**, 011301 (2021).
- ³³P.I. Morales Guzman et al (The AWAKE Collaboration), Simulation and experimental study of proton bunch self-modulation in plasma with linear density gradients. *Phys. Rev. Accel. Beams* **24**, 101301 (2021).
- ³⁴K.V. Lotov, AWAKE-related benchmarking tests for simulation codes. *Nuclear Instr. Methods A* **909**, 446 (2018).
- ³⁵B.N. Breizman, P.Z. Chebotaev, A.M. Kudryavtsev, K.V. Lotov, and A.N. Skirinsky, Self-Focused Particle Beam Drivers for Plasma Wakefield Accelerators. *AIP Conf. Proc.* **396**, 75 (1997).
- ³⁶K.V. Lotov, Stable bunch trains for plasma wakefield acceleration. *Plasma Phys. Control. Fusion* **60**, 024002 (2018).
- ³⁷P. Muggli, V. Yakimenko, M. Babzien, E. Kallos, and K.P. Kusche, Generation of Trains of Electron Microbunches with Adjustable Subpicosecond Spacing. *Phys. Rev. Lett.* **101**, 054801 (2008).
- ³⁸P. Muggli, B. Allen, V.E. Yakimenko, J. Park, M. Babzien, K.P. Kusche, and W.D. Kimura, Simple method for generating adjustable trains of picosecond electron bunches. *Phys. Rev. ST Accel. Beams* **13**, 052803 (2010).
- ³⁹E. Chiadroni, D. Alesini, M.P. Anania, A. Bacci, M. Bellaveglia, A. Biagioni et al, Beam manipulation for resonant plasma wakefield acceleration. *Nucl. Instr. Meth. A* **865**, 139 (2017).
- ⁴⁰K.V. Lotov, Controlled self-modulation of high energy beams in a plasma. *Phys. Plasmas* **18**, 024501 (2011).
- ⁴¹K.V. Lotov, Physics of beam self-modulation in plasma wakefield accelerators. *Phys. Plasmas* **22**, 103110 (2015).
- ⁴²C. Siemon, V. Khudik, S.A. Yi, A. Pukhov, and G. Shvets, Laser-seeded modulation instability in a proton driver plasma wakefield accelerator. *Phys. Plasmas* **20**, 103111 (2013).
- ⁴³Y. Li, G. Xia, K.V. Lotov, A.P. Sosedkin, Y. Zhao, S. J. Gessner, Amplitude enhancement of the self-modulated plasma wakefields. *Journal of Physics: Conf. Series* **1067**, 042009 (2018).
- ⁴⁴A. Pukhov, N. Kumar, T. Tuckmantel, A. Upadhyay, K. Lotov, P. Muggli et al, Phase Velocity and Particle Injection in a Self-Modulated Proton-Driven Plasma Wakefield Accelerator. *Phys. Rev. Lett.* **107**, 145003 (2011).
- ⁴⁵A. Caldwell et al (The AWAKE Collaboration), Path to AWAKE: Evolution of the concept. *Nuclear Instr. Methods A* **829**, 3 (2016).
- ⁴⁶A. Petrenko, K. Lotov, A. Sosedkin, Numerical Studies of Electron Acceleration Behind Self-Modulating Proton Beam in Plasma with a Density Gradient. *Nuclear Instr. Methods A* **829**, 63 (2016).
- ⁴⁷N. Moschuering, K.V. Lotov, K. Bamberg, F. Deutschmann, and H. Ruhl, First fully kinetic three-dimensional simulation of the AWAKE baseline scenario. *Plasma Phys. Control. Fusion* **61**, 104004 (2019).
- ⁴⁸E. Gschwendtner et al (The AWAKE Collaboration), Proton-driven plasma wakefield acceleration in AWAKE. *Phil. Trans. R. Soc. A* **377**, 20180418 (2019); *Phil. Trans. R. Soc. A* **378**, 20190539 (2019).
- ⁴⁹F. Braummüller et al (The AWAKE Collaboration), Proton Bunch Self-Modulation in Plasma with Density Gradient. *Phys. Rev. Lett.* **125**, 264801 (2020).
- ⁵⁰K.V. Lotov, Effect of beam emittance on self-modulation of long beams in plasma wakefield accelerators. *Phys. Plasmas* **22**, 123107 (2015).
- ⁵¹E. Adli et al (The AWAKE Collaboration), Experimental Observation of Proton Bunch Modulation in a Plasma at Varying Plasma Densities. *Phys. Rev. Lett.* **122**, 054802 (2019).
- ⁵²M. Turner et al (The AWAKE Collaboration), Experimental Observation of Plasma Wakefield Growth Driven by the Seeded Self-Modulation of a Proton Bunch. *Phys. Rev. Lett.* **122**, 054801 (2019).
- ⁵³M. Wing, Particle physics experiments based on the AWAKE acceleration scheme. *Phil. Trans. R. Soc. A* **377**, 20180185 (2019).
- ⁵⁴K.V. Lotov and V.A. Minakov, Proton beam self-modulation seeded by electron bunch in plasma with density ramp. *Plasma Phys. Control. Fusion* **62**, 115025 (2020).
- ⁵⁵L. Verra et al (The AWAKE Collaboration), Controlled Growth of the Self-Modulation of a Relativistic Proton Bunch in Plasma. *Phys. Rev. Lett.* **129**, 024802 (2022).
- ⁵⁶T. Nechaeva et al (The AWAKE Collaboration), Hosing of a Long Relativistic Particle Bunch in Plasma. *Phys. Rev. Lett.* **132**, 075001 (2024).
- ⁵⁷G. Plyushchev, R. Kersevan, A. Petrenko, and P. Muggli, A rubidium vapor source for a plasma source for AWAKE. *J. Phys. D: Appl. Phys.* **51**, 025203 (2018).
- ⁵⁸M.S. Dorozhkina, K.V. Baluev, D.D. Kutergin, I.K. Lotov, V.A. Minakov, R.I. Spitsyn et al, Laser Wakefield Acceleration in a Plasma Channel. *Bulletin of the Lebedev Physics Institute* **50**, S715 (2023).
- ⁵⁹D.D. Kutergin, I.K. Lotov, V.A. Minakov, R.I. Spitsyn, P.V. Tuev, and K.V. Lotov, Plasma Wakefield Acceleration Driven by XCELS Laser Pulse. *Physics of Particles and Nuclei Letters* **21**, 316 (2024).
- ⁶⁰K.V. Lotov, Fine wakefield structure in the blowout regime of plasma wakefield accelerators. *Phys. Rev. ST Accel. Beams* **6**, 061301 (2003).
- ⁶¹A.P. Sosedkin, K.V. Lotov, LCODE: A parallel quasistatic code for computationally heavy problems of plasma wakefield acceleration. *Nuclear Instr. Methods A* **829**, 350 (2016).
- ⁶²M.A. Bastrukov and K.V. Lotov, Evolution of equilibrium particle beams in plasma under external wakefields. *Plasma Phys. Control. Fusion* **64**, 075003 (2022).
- ⁶³C.B. Schroeder, C. Benedetti, E. Esarey, F.J. Gruener, and W. P. Leemans, Growth and Phase Velocity of Self-Modulated Beam-Driven Plasma Waves. *Phys. Rev. Lett.* **107**, 145002 (2011).
- ⁶⁴J. Vieira, R.A. Fonseca, W.B. Mori, and L.O. Silva, Ion Motion in Self-Modulated Plasma Wakefield Accelerators. *Phys. Rev. Lett.* **109**, 145005 (2012).
- ⁶⁵J. Vieira, R. A. Fonseca, W. B. Mori, and L. O. Silva, Ion motion in the wake driven by long particle bunches in plasmas. *Phys. Plasmas* **21**, 056705 (2014).
- ⁶⁶K.V. Lotov, A.P. Sosedkin, A.V. Petrenko, Long-Term Evolution of Broken Wakefields in Finite-Radius Plasmas. *Phys. Rev. Lett.* **112**, 194801 (2014).
- ⁶⁷V.K. Khudiakov, K.V. Lotov and M.C. Downer, Ion dynamics driven by a strongly nonlinear plasma wake. *Plasma Phys. Control. Fusion* **64**, 045003 (2022).
- ⁶⁸Irkutsk Supercomputer Center of SB RAS, <http://hpc.icc.ru>.