

Difference-in-Differences with Sample Selection

Gayani Rathnayake^a, Akanksha Negi^a, Otavio Bartalotti^{a,b}, Xueyan Zhao^a

First Version: August 29, 2024

Current Version: December 19, 2024

Abstract

We consider identification of average treatment effects on the treated (ATT) within the difference-in-differences (DiD) framework in the presence of endogenous sample selection. First, we establish that the usual DiD estimand fails to recover meaningful treatment effects, even if selection and treatment assignment are independent. Next, we partially identify the ATT for individuals who are always observed post-treatment regardless of their treatment status, and derive bounds on this parameter under different sets of assumptions about the relationship between sample selection and treatment assignment. Extensions to the repeated cross-section and two-by-two comparisons in the staggered adoption case are explored. Furthermore, we provide identification results for the ATT of three additional empirically relevant latent groups by incorporating outcome mean dominance assumptions which have intuitive appeal in applications. Finally, two empirical illustrations demonstrate the approach's usefulness by revisiting (i) the effect of a job training program on earnings (Calónico & Smith, 2017), and (ii) the effect of a working-from-home policy on employee performance (Bloom, Liang, Roberts, & Ying, 2015).

Keywords: Sample selection, Partial identification, Difference-in-differences, Panel data, Heterogeneous treatment effects

JEL Classifications: C14, C31, C33

^aDepartment of Econometrics and Business Statistics, Monash University, Australia. ^bIZA, Germany. Emails: gayani.rathnayake@monash.edu, akanksha.negi@monash.edu, otavio.bartalotti@monash.edu, xueyan.zhao@monash.edu. We would like to thank Alyssa Carlson, Desire Kedagni, Pedro Sant'Anna, Quentin Brummet, and Vitor Possebom for their useful suggestions and comments.

1 Introduction

Nonrandom sample selection is a pervasive challenge in empirical research that can compromise the validity of usual causal inference approaches. In many studies, the outcome of interest may only be observed for a non-random subset of the population due to issues such as attrition, survey non-response, and measurement error.¹ This can pose a significant problem for difference-in-differences (DiD) methods whose popularity in empirical research has grown over time (Goldsmith-Pinkham, 2024). The approach relies on comparing changes in outcomes over time between the treated and control groups, to remove any common trends or time-invariant factors that are correlated with individuals' decision to select into treatment - see Callaway (2023) for a review of the recent DiD literature. In this paper, we address the challenges posed by endogenous sample selection in a DiD setting and propose a partial identification strategy for average treatment effects corresponding to different latent population subgroups under different sets of assumptions.

We first demonstrate that naively applying DiD to units observed in both periods without accounting for sample selection does *not* identify a meaningful causal parameter such as an adequately weighted average of treatment effects. In the canonical DiD setting, one could expect that ignoring sample selection would produce estimates that combine treatment effects from the always-observed and observed-only-when-treated subpopulations, with weights given by their respective proportions in the population. However, we show that this estimand fails to adjust for any i) difference in trends in outcomes between the treated and untreated latent group populations in the absence of treatment and ii) pre-existing differences in trends between different latent groups within the untreated population in the absence of treatment. Even if one assumes common/parallel trends for these two groups, the extent of the bias would still depend on the cross-group trend differential and the true proportion of always observed units in the population. Interestingly, *even if the selection mechanism is independent of treatment assignment*, the bias in naive DiD does not disappear unless the selection is exogenous to the outcome of interest.²

Our main contribution is to propose a partial identification strategy for the average treatment effect on the treated (ATT) for individuals belonging to the latent group whose outcome is observed regardless of their treatment status (τ_{OOO} , with OOO referring to being observed for the pre-treatment time period, and the post-treatment period if untreated or treated, respectively) under different assumptions for the sample selection mechanism. Our approach combines

¹This is frequently observed in policy evaluation studies that employ a panel survey of individuals before and after a program is implemented (such as cash transfer, poverty alleviation, or a training subsidy program) to evaluate its impact (Asadullah & Ara, 2016; Bobonis, 2011; Holzer, Block, Cheatham, & Knott, 1993). Frequently, the follow-up survey will face the problem of non-ignorable attrition.

²In Section 7, we demonstrate this through a simulation where the naive DiD estimate exhibits bias even when the selection and treatment assignment mechanisms are independent.

a trimming procedure proposed by Lee (2009) with parallel trends assumptions for both the outcome and selection to overcome the simultaneous identification challenges of endogenous sample selection and treatment assignment.

Our approach to partially identify τ_{OO} builds upon the standard DiD assumptions regarding treatment endogeneity by relying on parallel trends in outcomes (PTO) between the treated and untreated within the same latent subgroups, together with a no-anticipation assumption. Identification of group-specific ATT using the trimming procedure requires knowledge of the latent groups proportions (Imai, 2008; Lee, 2009; Semenova, 2020), which we acquire by considering combinations of two types of assumptions regarding the relationship between sample selection and treatment assignment mechanisms: (i) “conditional parallel trends in selection” (PTS) and (ii) “monotonicity of selection.” PTS imposes that, conditional on each selection state in the pre-treatment period, the change in each counterfactual (treated, untreated) proportion of observed individuals between the two time periods is the same for the treated and control. In turn, “monotonicity of selection” (MS) requires that in the post-treatment period, treatment either has an increasing or non-decreasing effect on the probability of selection for all units. MS is commonly used in the sample selection literature (Chen & Flores, 2015; Huber & Mellace, 2015) and is similar to the LATE monotonicity condition (Imbens & Angrist, 1994).

We establish alternative bounds for the ATT of the OOO group under different sets of assumptions, with or without the additional monotone sample selection condition. Our first result is the partial identification of the proportions of the latent “always-observed” group among the treated (untreated) under no anticipation in selection and PTS for the potential selection if untreated (treated). Then, τ_{OO} can be partially identified if PTS holds for both counterfactuals, providing general bounds that allow flexible patterns of potential selection into the sample - treatment could induce individuals to join or leave the sample in the post-treatment period. Our second result tightens the τ_{OO} bounds by imposing MS, which allows the relaxation of one side of the PTS assumption³ and the point identification of the latent group proportions. Following Lee (2009), we establish the sharpness of these bounds under MS.

The second contribution of this paper is to extend the bounding approach to identify the ATT for other latent groups on whom the researcher has less information than for the “always-observed” type. We tighten these bounds by introducing mean dominance assumptions in the counterfactual outcome across different latent groups. Identifying policy effects for these groups can be interesting in many empirical situations. For example, in evaluating the impact of job training program on earnings, policymakers are interested in uncovering heterogeneous effects of the program for individuals who are unemployed before treatment but will be employed post-treatment regardless of whether they receive training or not (i.e. NOO latent group) or those

³That is, we only constrain potential selection in the if-untreated counterfactual if we assume positive MS.

who will be employed if given training but not otherwise (i.e. NNO latent group). Furthermore, in an application where we are interested in the impact of work-from-home (WFH) on employee performance with issues of attrition due to layoffs or resignations, higher management may be interested in uncovering the effects of WFH policy on people who will leave the company if WFH is not provided but would stay otherwise (i.e. ONO latent group). In this paper, we derive the identified sets for the ATT for ONO, NON, and NOO latent groups by maintaining MS and imposing outcome mean dominance assumptions to achieve more informative bounds.

We illustrate our approach with two empirical applications. The first evaluates the effect of the National Supported Work training program on the Aid to Families with Dependent Children sample of women (LaLonde, 1986) using the dataset from Calónico and Smith (2017). Here, we consider the sample selection problem arising from unemployment. For the second application, we evaluate the effect of WFH policy on employee performance (Bloom et al., 2015) considering sample selection problem arising from employee attrition.

While the approach developed here focuses on a two-period panel data setting, we also explore its applicability to repeated cross-sectional data (Abadie, 2005; Finkelstein, 2002; Meyer, Viscusi, & Durbin, 1990; Sant’Anna & Xu, 2023) and to the case of staggered treatment adoption in multi-period panels (Callaway & Sant’Anna, 2021)). With repeated cross sections, since one cannot track observations across time, it becomes impossible to distinguish between individuals observed in both pre and post-treatment periods from those observed in only one period. We develop identification results for the latent group of always-observed individuals in this setting, relying on the assumption of no compositional changes. Additionally, motivated by recent developments in DiD methods, we also discuss how the current identification argument for the always-observed group can be adapted to the setting when multiple time periods are available and treatment adoption is staggered. We do this by considering 2×2 pre and post-treatment comparisons for a group that first receives treatment in a specific period. These extensions are provided in Appendices A and B, respectively.

This paper contributes to the DiD literature by developing strategies to identify causal effects in the presence of endogenous sample selection. A related work is Ghanem, Hirschleifer, Kédagni, and Ortiz-Becerra (2024), which studies attrition and point identifies treatment effects using the changes-in-changes approach of Athey and Imbens (2006). One of their main identification assumptions is that the distribution of unobservables affecting outcomes is stable over time within each treatment-response subgroup. The changes-in-changes identification approach exploits a strict monotonic relationship of potential outcomes with respect to unobserved heterogeneity. In contrast, we do not assume parallel trends in outcome between observed and unobserved and allow a more general class of selection endogeneity. Our bounding does not require the monotonic connection between outcomes and unobservables. Additionally, we identify

heterogeneous effects across latent groups rather than the overall average treatment effect.

Recently, [Bellégo, Benatia, and Dortet-Bernadet \(2024\)](#) propose a chained DiD methodology that optimally aggregates short-term treatment effects estimated using DiD to identify long-term treatment effects based on a selection-on-observables assumption. Unlike them, we allow for selection on unobservables without parametric assumptions on the selection probability, focusing on identifying effects corresponding to different latent subgroups. Concurrently⁴, [Shin \(2024\)](#) also studies missing outcomes in a DiD framework similar to our setting. Her results on partial identification use the trimming procedure by [Zhang and Rubin \(2003\)](#) and [Lee \(2009\)](#) to identify bounds for the ATT of the always-observed type. Similar to our approach, they consider identification with and without monotonicity of selection. While we use a conditional PTS assumption in the absence of monotonicity, [Shin \(2024\)](#) assumes unconditional PTS along with an additional equivalence condition, which requires that average effects of selection be the same for treated and untreated groups in the post-treatment period. Furthermore, our setting is general enough to allow studying the identification of the ATT for ONO, NON, and NOO latent groups that are not explored in [Shin \(2024\)](#). The latter also discusses point identification of the overall ATT using an instrumental variables approach that this paper does not explore. Finally, [Lechner, Rodriguez-Planas, and Fernández Kranz \(2016\)](#) study the implications of panel non-response in the outcome variable on the parallel trends assumption by comparing ordinary least squares and fixed effects estimates through simulations and applications.⁵

This paper also contributes to the broader sample selection literature, which includes the seminal work by [Heckman \(1976\)](#) and its generalizations ([Das, 2004](#); [Das, Newey, & Vella, 2003](#); [Heckman, 1979](#); [Powell, 1989](#)). Another branch looks at sample selection as a general missing data problem with inverse probability weighting solutions using selection-on-observable assumptions ([Frölich & Huber, 2014](#); [Huber, 2014](#); [Negi, 2024](#); [Wooldridge, 2007](#)). In panel data settings, the sample selection literature focuses on developing parametric or semiparametric modeling strategies for point identification of treatment effects ([Kyriazidou, 1997](#); [Rochina-Barrachina, 1999](#); [Semykina & Wooldridge, 2010](#); [Wooldridge, 1995](#)). More recent papers on the topic relax functional form and exclusion restrictions by exploring the partial identification of treatment effects based on the principal stratification framework. [Zhang and Rubin \(2003\)](#), [Zhang, Rubin, and Mealli \(2008\)](#), [Lee \(2009\)](#) and [Chen and Flores \(2015\)](#) derive bounds for the average treatment effect for the always-observed subpopulation. [Bartalotti, Kédagni, and Possebom \(2023\)](#) derive bounds for marginal treatment effects for the always-observed while

⁴We were only made aware after finishing our draft paper that [Shin \(2024\)](#) also independently and concurrently studied the same setting.

⁵They conclude that deviation of ordinary least squares and fixed effects estimation indicates nonignorable attrition. Further, they show that when there is a selective non-response based on a time-invariant fixed effect, DiD estimation on an unbalanced sample will be inconsistent, while DiD estimation on a balanced sample will still be consistent.

Huber and Mellace (2015) derive bounds for other latent subpopulations. All of these papers focus on the cross-section setting. In contrast, we incorporate pre-treatment information about selection and outcomes via PTO and PTS to account for the endogeneity of treatment in both the outcome and selection. Semenova (2020) presents one attempt at incorporating pre-treatment information, which uses covariates to relax the monotonicity assumption used in Lee (2009) to obtain a weaker *conditional* monotonicity assumption.

The remainder of this article is organized as follows. Section 2 presents our model setup, where we present the principal stratification framework in a simple DiD setup followed by a discussion of the various identifying assumptions. Section 4 builds the argument for the always-observed latent subgroup and presents identification bounds under three sets of assumptions on the relationship between sample selection and treatment assignment. Section 5 presents the identification results for three other latent groups, where we introduce the required outcome mean dominance assumptions, while Section 6 discusses the estimation of the proposed bounds using observed data. We provide two empirical illustrations in Section 8. Section 9 concludes. Extensions for the repeated cross-section case and staggered (2×2) treatment adoption are presented in Appendix A and B. Mathematical proofs are provided in Appendix C and additional materials are presented in Appendix D.

2 Model Framework

Consider a setting with two time periods denoted by $t = 0, 1$. Treatment is available only at period $t = 1$, such that $D_0 = 0$ for everyone and $D_1 \equiv D$. For each unit, let $Y_t^*(0)$ and $Y_t^*(1)$ be two continuous latent potential outcomes and $Y_t^* = Y_t^*(0)(1 - D) + Y_t^*(1)D$ be the realized outcome, which is only observed for a non-random subset of the population. To formalize this, let $S_t(0)$ and $S_t(1)$ be two potential binary selection indicators such that

$$S_t = S_t(0)(1 - D) + S_t(1)D \quad (1)$$

and the researcher observes the data vector (Y_t, S_t, D_t) where

$$Y_t = S_t \cdot Y_t^* \quad (2)$$

and $S_t \in \{1, 0\}$ is the realized selection indicator, which equals one if the outcome for a unit is observed in period ‘ t ’ and zero otherwise. For example, those with $S_t(0) = 0$ and $S_t(1) = 1$ are individuals for whom the outcome would not be observed if they are untreated but would be observed if treated.

Assumption 1. *No anticipation on selection and outcome*

$$S_0 = S_0(0) = S_0(1) \quad \text{and} \quad Y_0^* = Y_0^*(0) = Y_0^*(1)$$

[Assumption 1](#) formalizes the no-anticipation assumptions on selection and potential outcomes in the pre-treatment period. It states that there can be no sample selection and no anticipatory effects of the treatment on the latent potential outcomes in the baseline. This is plausible in situations where the treatment is not announced in advance, thereby discouraging individuals from basing their decision to be observed in the sample on receiving or not receiving the treatment in the future.

We consider the principal stratification framework introduced by [Frangakis and Rubin \(2002\)](#) to divide the population into latent subgroups based on the potential sample selection indicators in both periods. This results in sixteen groups, which can be reduced to the eight groups presented in [Table 1](#) since $S_0(0) = S_0(1)$ ([Assumption 1](#)).⁶ Let G denote the principal strata or latent group to which a unit belongs, with ‘g’ denoting the group denomination.

Table 1: Latent groups based on the sample selection

$S_0(0)$	$S_1(0)$	$S_1(1)$	$G = g$
0	0	0	NNN
0	0	1	NNO
0	1	0	NON
0	1	1	NOO
1	0	0	ONN
1	0	1	ONO
1	1	0	OON
1	1	1	OOO

Following [Lee \(2009\)](#), we define our target parameter to be the ATT for the subpopulation that is always observed ($S_0 = 1, S_1(0) = 1, S_1(1) = 1$), which we define as

$$\tau_{OOO} = \mathbb{E}[Y_1^*(1) - Y_1^*(0) | D = 1, S_0(0) = 1, S_1(0) = 1, S_1(1) = 1]. \quad (3)$$

In [Section 4](#) we consider the identification of τ_{OOO} under different combinations of assumptions. In particular, we construct identified sets by exploring different sets of assumptions concerning the relationship between treatment assignment and selection mechanism.

For results concerning τ_{OOO} , we require a less restrictive version of parallel trends in outcomes that applies only to the OOO group.

Assumption 2. *Parallel trends in outcomes for the OOO group:*

$$\mathbb{E}[Y_1^*(0) - Y_0^*(0) | D = 1, OOO] = \mathbb{E}[Y_1^*(0) - Y_0^*(0) | D = 0, OOO] \quad (4)$$

Second, we consider a monotonicity of sample selection assumption widely used in the literature ([Bartalotti et al., 2023](#); [Chen & Flores, 2015](#); [Huber & Mellace, 2015](#); [Lee, 2009](#)), which requires that the treatment affect sample selection in only one direction.

⁶Following the nomenclature used in [Lee \(2009\)](#), [Huber and Mellace \(2015\)](#) and [Bartalotti et al. \(2023\)](#), we use ‘O’ and ‘N’ to denote observed and not observed, respectively.

Assumption 3. *Monotone sample selection:*

$$\mathbb{P}[S_1(1) \geq S_1(0)] = 1 \quad (\text{Positive selection})$$

or,

$$\mathbb{P}[S_1(1) \leq S_1(0)] = 1 \quad (\text{Negative selection})$$

Without loss of generality, [Assumption 3](#) assumes that treatment increases the probability of selection or has a non-decreasing effect on sample selection for all individuals. Positive selection implies that there are no individuals whose outcome is observed only when untreated. For example, attending the job training program cannot decrease any individual's employment probability and, thus, does not decrease his/her chance of being observed. [Assumption 3](#) rules out the strata NON and OON, that is, individuals that would be observed in period one if untreated but not if treated. We also assume that our setup has no spillovers and hidden treatment variations. In other words, we assume that the stable unit treatment value assumption holds.

Finally, we impose the following restriction on the relationship between the potential selection mechanism and treatment assignment.

Assumption 4. *Conditional parallel trends in selection:*

(a) *Equality in the untreated counterfactual share of individuals observed in period 1 conditional on selection status for period 0.*

$$\mathbb{P}[S_1(0) = 1|D = 0, S_0] = \mathbb{P}[S_1(0) = 1|D = 1, S_0]. \quad (5)$$

(b) *Equality in the treated counterfactual share of individuals observed in period 1 conditional on selection status for period 0.*

$$\mathbb{P}[S_1(1) = 1|D = 1, S_0] = \mathbb{P}[S_1(1) = 1|D = 0, S_0] \quad (6)$$

[Assumption 4\(a\)](#) requires that the share of complete cases that would have been observed in the absence of treatment be the same for treated and untreated groups. Similarly, [Assumption 4\(b\)](#) considers the scenario for the share of complete cases that would have been observed in the treated counterfactual and assumes that the share would be the same regardless of treatment assignment.

Remark 1. (a) *Given the binary nature of $S_1(d)$ and D , each part of [Assumption 4](#) is equivalent to $\mathbb{E}[S_1(d)|D = 0, S_0] = \mathbb{E}[S_1(d) = 1|D = 1, S_0]$, or $(S_1(d)|S_0) \perp (D|S_0)$, for $S_0 \in \{0, 1\}$, with $d = 0$ for [Assumption 4\(a\)](#) and $d = 1$ for [Assumption 4\(b\)](#).*

(b) *Each part of [Assumption 4](#) is equivalent to parallel trends on selection conditional on the initial selection state. For $S_0 \in \{0, 1\}$, this is given by $\mathbb{E}[S_1(d) - S_0(d)|D = 1, S_0(d) =$*

$S_0] = \mathbb{E}[S_1(d) - S_0(d)|D = 0, S_0(d) = S_0]$, or equivalently by $\mathbb{E}[\Delta S(d)|D = 1, S_0(d) = S_0] = \mathbb{E}[\Delta S(d)|D = 0, S_0(d) = S_0]$, with $d = 0$ for Assumption 4(a) and $d = 1$ for Assumption 4(b).

(c) Assumption 4 differs from unconditional parallel trends $\mathbb{E}[S_1(d) - S_0(d)|D = 1] = \mathbb{E}[S_1(d) - S_0(d)|D = 0]$ as it only assumes equality within the sub-populations of the initially selected ($S_0 = 1$) and not selected ($S_0 = 0$). Assumption 4 does not impose parallel trends across different initial selection states. In other words, individuals with $(S_1(d), S_0(d)) = (1, 1)$ and individuals with $(S_1(d), S_0(d)) = (0, 0)$ are not counted together for the proportion of “no change” even though both groups have $\Delta S(d) \equiv S_1(d) - S_0(d) = 0$. Also, Assumption 4 also does not assume $S_0 \perp D$.

(d) The marginal independence in Assumption 4 is a weaker condition than (or a necessary condition of) joint independence $((S_1(0), S_1(1))|S_0) \perp (D|S_0)$.

3 What Does DiD Identify if we Ignore Sample Selection?

Before we delve into our identification arguments, it’s useful to understand what a naive DiD estimand that ignores the sample selection problem identifies. We denote this as τ_{DiDs} . With panel data, τ_{DiDs} compares average outcomes over time between the treated and control groups for individuals that are observed in both periods ($S_0 = 1, S_1 = 1$). Lemma 1 shows that τ_{DiDs} is biased for the overall ATT in this setting.

Lemma 1 (Bias of τ_{DiDs}). *Under the Assumptions 1 and 2, the DiD estimand for the observed group in a two-period panel, $\tau_{DiDs} \equiv \mathbb{E}[Y_1 - Y_0|D = 1, S_0 = 1, S_1 = 1] - \mathbb{E}[Y_1 - Y_0|D = 0, S_0 = 1, S_1 = 1]$, can be decomposed as*

1. Without monotonicity:

$$\begin{aligned} \tau_{DiDs} &= \tau_{OOO} \cdot p_{OOO1} + \tau_{ONO} \cdot (1 - p_{OOO1}) \\ &+ \{ \mathbb{E}[Y_1^*(0) - Y_0^*(0)|D = 1, ONO] - \mathbb{E}[Y_1^*(0) - Y_0^*(0)|D = 0, ONO] \} \cdot (1 - p_{OOO1}) \\ &+ \{ \mathbb{E}[Y_1^*(0) - Y_0^*(0)|D = 0, OOO] - \mathbb{E}[Y_1^*(0) - Y_0^*(0)|D = 0, ONO] \} \cdot p_{OOO1} \\ &+ \{ \mathbb{E}[Y_1^*(0) - Y_0^*(0)|D = 0, ONO] - \mathbb{E}[Y_1^*(0) - Y_0^*(0)|D = 0, OON] \} \\ &+ \{ \mathbb{E}[Y_1^*(0) - Y_0^*(0)|D = 0, OON] - \mathbb{E}[Y_1^*(0) - Y_0^*(0)|D = 0, OOO] \} \cdot p_{OOO0} \end{aligned}$$

2. *With positive monotonicity (Assumption 3)*

$$\begin{aligned} \tau_{DiDs} = & p_{OOO1} \cdot \tau_{OOO} + (1 - p_{OOO1}) \cdot \tau_{ONO} + (1 - p_{OOO1}) \cdot \left\{ \left(\mathbb{E}[Y_1^*(0) - Y_0^*(0)|D = 1, ONO] \right. \right. \\ & \left. \left. - \mathbb{E}[Y_1^*(0) - Y_0^*(0)|D = 0, ONO] \right) + \left(\mathbb{E}[Y_1^*(0) - Y_0^*(0)|D = 0, ONO] \right. \right. \\ & \left. \left. - \mathbb{E}[Y_1^*(0) - Y_0^*(0)|D = 0, OOO] \right) \right\} \end{aligned}$$

where $p_{OOO1} = \pi_{OOO1}/(\pi_{OOO1} + \pi_{ONO1})$, $\pi_{gd} = \mathbb{P}[G = g, D = d] = \mathbb{P}[S_0(0) = s, S_1(0) = s', S_1(1) = s'', D = d]$.

The proof is presented in Appendix C.1. As seen from the expression above, the naive DiD estimand involves a weighted average of ATTs for the always-observed (OOO) and the observed-only-when-treated (ONO) subgroups where the weights are determined by their respective proportions, p_{OOO1} and $1 - p_{OOO1}$. The other terms in the DiD estimand represent selection bias and include (i) the difference in trends in the absence of treatment between the treated and untreated ONO group and (ii) the cross-group differential in trends across the different latent groups (i.e. ONO, OOO, OON) in the untreated subpopulation. If we assume parallel trends hold for the ONO group, the first bias term disappears, and all we are left with is the heterogeneity in untreated potential outcome trends between the three latent groups. Naturally, this implies that if there is no heterogeneity in trends between these groups, that is, $\mathbb{E}[Y_1^*(0) - Y_0^*(0)|D = 0, OOO] = \mathbb{E}[Y_1^*(0) - Y_0^*(0)|D = 0, ONO] = \mathbb{E}[Y_1^*(0) - Y_0^*(0)|D = 0, OON]$, then τ_{DiDs} has a causal interpretation of being a weighted average of group-specific ATTs.

The bias of the naive DiD simplifies when one imposes positive monotonicity (Assumption 3). In this case, the OON latent stratum disappears from the $D = 0$ group and $p_{OOO0} = 1$. Just as before, the bias now arises from (i) the difference in trends in the absence of treatment between the treated and untreated ONO group ($\mathbb{E}[Y_1^*(0) - Y_0^*(0)|D = 1, ONO] - \mathbb{E}[Y_1^*(0) - Y_0^*(0)|D = 0, ONO]$) and (ii) the difference in untreated potential outcome trends between the OOO and ONO groups ($\mathbb{E}[Y_1^*(0) - Y_0^*(0)|D = 0, ONO] - \mathbb{E}[Y_1^*(0) - Y_0^*(0)|D = 0, OOO]$). This implies that even if we assume parallel trends for the ONO group, the DiD estimand will still be biased if the trends in the potential outcome in the absence of treatment for the untreated differ between the OOO and ONO groups.

The extent of the bias depends on the share of ONO among those assigned treatment and the heterogeneity in average trends in the untreated potential outcomes between the ONO and OOO. A larger share of OOO will cause τ_{DiDs} to be primarily influenced by τ_{OOO} thereby reducing the impact of the cross-group differences in trends whereas a larger share of ONO will cause τ_{DiDs} to be primarily influenced by τ_{ONO} while amplifying the cross-group difference in trends. Notice that even if the selection mechanism is completely independent of the treatment assignment process, naive DiD would still be biased since selection might still be endogenous to

the outcome of interest. If $S_1(0)$ is exogenous to the trends in the untreated potential outcome, then the bias in naive DiD would disappear and it would give us $p_{OOO1} \cdot \tau_{OOO} + (1 - p_{OOO1}) \cdot \tau_{ONO}$.

4 Identification of ATT for OOO

This section presents alternative conditions under which we can identify the parameter of interest, τ_{OOO} . First, we discuss identifying the difference in the expected potential outcomes for each latent group. The identification problem arises from the fact that we do not observe the latent group membership directly since we either observe $S_1(0)$ or $S_1(1)$, but never both.

It is useful to note that τ_{OOO} could be identified by a hypothetical DiD estimand for members of the OOO latent group.

$$\begin{aligned}
& \mathbb{E}[Y_1 - Y_0 | D = 1, OOO] - \mathbb{E}[Y_1 - Y_0 | D = 0, OOO] \\
&= \mathbb{E}[S_1(1)Y_1^*(1) - S_0(1)Y_0^*(1) | D = 1, OOO] - \mathbb{E}[S_1(0)Y_1^*(0) - S_0(0)Y_0^*(0) | D = 0, OOO] \\
&= \mathbb{E}[Y_1^*(1) - Y_0^*(1) | D = 1, OOO] - \mathbb{E}[Y_1^*(0) - Y_0^*(0) | D = 0, OOO] \\
&= \mathbb{E}[Y_1^*(1) - Y_0^*(0) | D = 1, OOO] - \mathbb{E}[Y_1^*(0) - Y_0^*(0) | D = 0, OOO], \text{ (Assumption 1)} \\
&= \mathbb{E}[Y_1^*(1) - Y_0^*(0) | D = 1, OOO] - \mathbb{E}[Y_1^*(0) - Y_0^*(0) | D = 1, OOO], \text{ (Assumption 2)} \\
&= \mathbb{E}[Y_1^*(1) - Y_1^*(0) | D = 1, OOO] = \tau_{OOO}
\end{aligned}$$

Although $\mathbb{E}[Y_1^*(d) - Y_0^*(d) | D = d, OOO]$ cannot be generally point identified for $d = \{0, 1\}$, it can be partially identified under different combinations of the monotonicity and selection mechanism assumptions. The plausibility of the assumptions required for partial identification depends on empirical context. We approach this constructively by obtaining bounds for τ_{OOO} under less informative assumptions that might be valid on a larger range of empirical settings and then moving towards more restrictive assumptions that could be more informative for the parameter of interest. This allows a layered policy analysis (Manski, 2011), offering various estimates based on different assumptions so that the researcher can explore the information gathered about the parameter of interest by each restriction, as advocated by Tamer (2010).

Following the literature, we take advantage of the representation of observed subgroups of individuals as mixtures of latent groups, as shown in Table 2 (Bartalotti et al., 2023; Chen & Flores, 2015; Huber & Mellace, 2015; Lee, 2009). The relationship between observed and latent groups partially identifies $\mathbb{E}[Y_1^*(d) - Y_0^*(d) | D = d, OOO]$, which we can use to recover τ_{OOO} .

Table 2: Observed and Latent Groups

S_0	S_1	$(D = 0)$	$(D = 1)$
0	0	NNN, NNO	NNN, NON
0	1	NOO, NON	NOO, NNO
1	0	ONN, ONO	ONN, OON
1	1	OOO, OON	OOO, ONO

For instance, consider the group of treated individuals for whom the outcome is observed in both periods ($D = 1, S_0 = 1, S_1 = 1$). From Table 2, we know that their observed average outcome reflects a mixture of the potential outcomes for the OOO and ONO latent groups with mixing probabilities corresponding to their relative proportions. Let $\pi_{gd} \equiv \mathbb{P}[G = g, D = d] = \mathbb{P}[S_0(0) = s, S_1(0) = s', S_1(1) = s'', D = d]$. Then,

$$\begin{aligned}
& \mathbb{E}[Y_1 - Y_0 | D = 1, S_0 = 1, S_1 = 1] = \\
& = \mathbb{E}[Y_1^*(1) - Y_0^*(1) | D = 1, S_0 = 1, (S_1(0) = 1, S_1(1) = 1) \text{ or } (S_1(0) = 0, S_1(1) = 1)] \\
& = \mathbb{E}[Y_1^*(1) - Y_0^*(1) | D = 1, OOO] \cdot \frac{\pi_{OOO1}}{\pi_{OOO1} + \pi_{ONOI}} \\
& + \mathbb{E}[Y_1^*(1) - Y_0^*(1) | D = 1, ONO] \cdot \frac{\pi_{ONOI}}{\pi_{OOO1} + \pi_{ONOI}} \tag{7}
\end{aligned}$$

For notational simplicity let $p_{OOO1} = \frac{\pi_{OOO1}}{\pi_{OOO1} + \pi_{ONOI}}$.

Now, consider the group of control individuals for whom the outcome is observed in both periods ($D = 0, S_0 = 1, S_1 = 1$). Their observed average outcome is a mixture of the potential outcomes for the OOO and OON latent groups,

$$\begin{aligned}
& \mathbb{E}[Y_1 - Y_0 | D = 0, S_0 = 1, S_1 = 1] = \\
& = \mathbb{E}[Y_1^*(0) - Y_0^*(0) | D = 0, S_0 = 1, (S_1(0) = 1, S_1(1) = 1) \text{ or } (S_1(0) = 1, S_1(1) = 0)] \\
& = \mathbb{E}[Y_1^*(0) - Y_0^*(0) | D = 0, OOO] \cdot \frac{\pi_{OOO0}}{\pi_{OOO0} + \pi_{OON0}} \\
& + \mathbb{E}[Y_1^*(0) - Y_0^*(0) | D = 0, OON] \cdot \frac{\pi_{OON0}}{\pi_{OOO0} + \pi_{OON0}} \tag{8}
\end{aligned}$$

The mixing probability, p_{OOO0} , is equal to $\frac{\pi_{OOO0}}{\pi_{OOO0} + \pi_{OON0}}$.

We use these mixture representations to bound the expected change in potential outcomes within the always-observed subpopulation by looking at the tails of the observed outcomes' distribution for treated individuals. The lower bound for $\mathbb{E}[Y_1^*(1) - Y_0^*(1) | D = 1, OOO]$ is obtained when considering the case in which the OOO individuals are contained entirely in the left tail of mass p_{OOO1} of the distribution of changes in outcomes pre- and post-treatment, i.e., the lowest values of $Y_1^*(1) - Y_0^*(1)$ among the subpopulation of treated individuals that has

been observed in both periods. Respectively, the upper bound of $\mathbb{E}[Y_1^*(1) - Y_0^*(1)|D = 1, OOO]$ is obtained when the OOO individuals would be in the right tail of the same distribution, with the highest values of $Y_1^*(1) - Y_0^*(1)$ on that subpopulation. This is the same intuition behind the trimming procedure suggested by Lee (2009), among others. Hence, $\mathbb{E}[Y_1^*(1) - Y_0^*(1)|D = 1, OOO]$ lies within the interval $[LB_{OOO1}, UB_{OOO1}]$ where,

$$LB_{OOO1} = \mathbb{E}[Y_1 - Y_0|D = 1, S_0 = 1, S_1 = 1, (Y_1 - Y_0) \leq F_{\Delta Y|111}^{-1}(p_{OOO1})] \quad (9)$$

$$UB_{OOO1} = \mathbb{E}[Y_1 - Y_0|D = 1, S_0 = 1, S_1 = 1, (Y_1 - Y_0) > F_{\Delta Y|111}^{-1}(1 - p_{OOO1})], \quad (10)$$

where we define $F_{W|dss'}^{-1}(\cdot)$ as the quantile function of the distribution of the variable W given $D = d, S_0 = s, S_1 = s'$. Thus, $F_{\Delta Y|111}^{-1}(\cdot)$ is the quantile function of the distribution of $Y_1 - Y_0$ given $D = 1, S_0 = 1, S_1 = 1$.

Similarly, the conditional distribution $Y_1 - Y_0$ for the untreated individuals observed in both time periods can be trimmed to obtain the bounds for $\mathbb{E}[Y_1^*(0) - Y_0^*(0)|D = 0, OOO]$, which lies within the interval $[LB_{OOO0}, UB_{OOO0}]$,

$$LB_{OOO0} = \mathbb{E}[Y_1 - Y_0|D = 0, S_0 = 1, S_1 = 1, (Y_1 - Y_0) \leq F_{\Delta Y|011}^{-1}(p_{OOO0})] \quad (11)$$

$$UB_{OOO0} = \mathbb{E}[Y_1 - Y_0|D = 0, S_0 = 1, S_1 = 1, (Y_1 - Y_0) > F_{\Delta Y|011}^{-1}(1 - p_{OOO0})]. \quad (12)$$

Combining the bounds for $\mathbb{E}[Y_1^*(1) - Y_0^*(1)|D = 1, OOO]$ and $\mathbb{E}[Y_1^*(0) - Y_0^*(0)|D = 0, OOO]$ we find that the parameter of interest τ_{OOO} is in the interval

$$[LB_{OOO1} - UB_{OOO0}, UB_{OOO1} - LB_{OOO0}].$$

The fundamental aspect of identifying the target parameter is what can be learned about the weights, p_{OOO0} and p_{OOO1} . Since we are interested in the always-observed group, a higher share of OOO among the treated individuals for which we have complete observations implies that the observed sample provides more information about the changes in outcome for that group. In the extreme case, $p_{OOO1} \rightarrow 1$ and $\mathbb{E}[Y_1^*(1) - Y_0^*(1)|D = 1, OOO]$ is point identified as the observed sample reflects only the OOO type. In the opposite case, $p_{OOO1} \rightarrow 0$ and the observed sample would be uninformative about the always-observed group.

To this end, we consider alternative assumptions that impose different restrictions on the possible values the latent mixing proportions, p_{OOO0} and p_{OOO1} can take, providing different information about τ_{OOO} .

4.1 Identification without Monotonicity

Initially, consider the case where the researcher is unwilling to assume monotonicity in selection (Assumption 3). We are interested in the unobserved share of always-observed individuals, $\mathbb{P}[S_0(0) = 1, S_1(0) = 1, S_1(1) = 1, D = d]$. The share of units observed in both periods among

each treatment group is informative about the mixing proportions. For the treated group,

$$\begin{aligned}
\mathbb{P}[S_0 = 1, S_1 = 1|D = 1] &= \mathbb{P}[S_0 = 1, S_1(1) = 1|D = 1] & (13) \\
&= \mathbb{P}[S_0 = 1, S_1(0) = 1, S_1(1) = 1|D = 1] + \mathbb{P}[S_0 = 1, S_1(0) = 0, S_1(1) = 1|D = 1] \\
&= \frac{\pi_{OOO1}}{\mathbb{P}[D = 1]} + \frac{\pi_{ON01}}{\mathbb{P}[D = 1]}.
\end{aligned}$$

And for untreated observations,

$$\begin{aligned}
\mathbb{P}[S_0 = 1, S_1 = 1|D = 0] &= \mathbb{P}[S_0 = 1, S_1(0) = 1|D = 0] & (14) \\
&= \mathbb{P}[S_0 = 1, S_1(0) = 1, S_1(1) = 1|D = 0] + \mathbb{P}[S_0 = 1, S_1(0) = 1, S_1(1) = 0|D = 0] \\
&= \frac{\pi_{OOO0}}{\mathbb{P}[D = 0]} + \frac{\pi_{OON0}}{\mathbb{P}[D = 0]}.
\end{aligned}$$

The first equality in the equations above formalize the intuition that we can identify the marginal conditional proportions $\mathbb{P}[S_0 = 1, S_1(d) = 1|D = d]$ from observed data. It is useful to express

$$\mathbb{P}[S_0 = 1, S_1(0) = 1, S_1(1) = 1|D = d] = \mathbb{P}[S_1(0) = 1, S_1(1) = 1|D = d, S_0 = 1] \cdot \mathbb{P}[S_0 = 1|D = d]$$

where $\mathbb{P}[S_0 = 1|D = d]$ is directly observed in the data whereas $\mathbb{P}[S_1(0) = 1, S_1(1) = 1|D = d, S_0 = 1]$ can be partially identified using Frechet bounds (Imai, 2008) as follows:

$$\begin{aligned}
\mathbb{P}[S_1(0) = 1, S_1(1) = 1|D = d, S_0 = 1] \in [\max\{\mathbb{P}[S_1(0) = 1|D = d, S_0 = 1] + \mathbb{P}[S_1(1) = 1|D = d, S_0 = 1] - 1, 0\}, \\
\min\{\mathbb{P}[S_1(0) = 1|D = d, S_0 = 1], \mathbb{P}[S_1(1) = 1|D = d, S_0 = 1]\}]. \quad (15)
\end{aligned}$$

Note that $\mathbb{P}[S_1(0) = 1|D = 0, S_0 = 1]$ and $\mathbb{P}[S_1(1) = 1|D = 1, S_0 = 1]$ are directly identified from the observed data. We consider assumptions restricting the relationship between the selection mechanism and treatment assignment to identify their counterfactual counterparts, $\mathbb{P}[S_1(0) = 1|D = 1, S_0 = 1]$ and $\mathbb{P}[S_1(1) = 1|D = 0, S_0 = 1]$. Since the identification of $\mathbb{E}[Y_1^*(1) - Y_0^*(1)|D = 1, OOO]$ depends only on p_{OOO1} and equivalently that of $\mathbb{E}[Y_1^*(0) - Y_0^*(0)|D = 0, OOO]$ solely on p_{OOO0} , we consider the assumptions for each term separately.

By combining Assumption 4 and the information in equations (13) and (14), we can identify the missing counterfactual probabilities through the observed proportions for the treated and untreated groups, leading to Lemma 2.

Lemma 2. (a) Under Assumptions 1 and 4(a), the identified set for the treated who are observed

in period 0 is given by

$$\begin{aligned} \mathbb{P}[S_1(0) = 1, S_1(1) = 1|D = 1, S_0 = 1] \in [\max\{\mathbb{P}[S_1 = 1|D = 0, S_0 = 1] + \mathbb{P}[S_1 = 1|D = 1, S_0 = 1] - 1, 0\}, \\ \min\{\mathbb{P}[S_1 = 1|D = 0, S_0 = 1], \mathbb{P}[S_1 = 1|D = 1, S_0 = 1]\}] \end{aligned} \quad (16)$$

(b) Under [Assumptions 1 and 4\(b\)](#), the identified set for the untreated who are observed in period 0 is given by

$$\begin{aligned} \mathbb{P}[S_1(0) = 1, S_1(1) = 1|D = 0, S_0 = 1] \in [\max\{\mathbb{P}[S_1 = 1|D = 0, S_0 = 1] + \mathbb{P}[S_1 = 1|D = 1, S_0 = 1] - 1, 0\}, \\ \min\{\mathbb{P}[S_1 = 1|D = 0, S_0 = 1], \mathbb{P}[S_1 = 1|D = 1, S_0 = 1]\}]. \end{aligned} \quad (17)$$

The proof of [Lemma 2](#) can be found in [Appendix C.2](#). The restrictive nature of assuming both parts of [Assumption 4](#) becomes clear as the identified set for $\mathbb{P}[S_1(0) = 1, S_1(1) = 1|D = d, S_0 = 1]$ is the same for both treated and control groups in that case, reflecting that the probability of being always-observed is independent of treatment under that assumption. This simplifies the identification of the mixing weights and is similar to scenarios in which the treatment is exogenous ([Lee, 2009](#)), or an instrument is available for selection and treatment ([Bartalotti et al., 2023](#)). However, it is still the case that the weights will differ between treated and untreated groups.

[Lemma 2](#) can be used to obtain the range of possible values p_{OOO1} and p_{OOO0} can take. For any value v_d in the identified set for $\mathbb{P}[S_1(0) = 1, S_1(1) = 1|D = d, S_0 = 1]$, the p_{gd} associated with it is given by $p_{gd}(v_d) = \frac{v_d}{\mathbb{P}[S_1=1|D=d, S_0=1]}$. As previously discussed, higher values for p_{OOO1} and p_{OOO0} indicate that a larger share of the observed - treated and untreated, respectively - population belongs to the always-observed latent groups, thus providing more information and tighter bounds for the target parameters. Hence, we only need to focus on the scenario that generates the wider bounds, that is, the smallest $p_{OOO1}(v_1)$ and $p_{OOO0}(v_0)$ ([Bartalotti et al., 2023](#)). Since v_d has a monotone relationship to the mixture weights, the relevant case is obtained at the lower bound of each of the identified sets for $\mathbb{P}[S_1(0) = 1, S_1(1) = 1|D = d, S_0 = 1]$ described in [Lemma 2](#), which we call v_d^l for $d = 0, 1$.

Evaluating equations [\(9\)-\(10\)](#) at the least favorable values for $p_{OOO1}(v_1)$ yields,

$$LB_{OOO1}(v_1^l) = \mathbb{E}[Y_1 - Y_0|D = 1, S_0 = 1, S_1 = 1, (Y_1 - Y_0) \leq F_{\Delta Y|111}^{-1}(p_{OOO1}(v_1^l))] \quad (18)$$

$$UB_{OOO1}(v_1^l) = \mathbb{E}[Y_1 - Y_0|D = 1, S_0 = 1, S_1 = 1, (Y_1 - Y_0) > F_{\Delta Y|111}^{-1}(1 - p_{OOO1}(v_1^l))]. \quad (19)$$

Similarly, for the bounds for $\mathbb{E}[Y_1^*(0) - Y_0^*(0)|D = 0, OOO]$ based on equations [\(11\)-\(12\)](#),

evaluated at the smallest admissible value for $p_{OOO0}(v_0)$ yields,

$$LB_{OOO0}(v_0^l) = \mathbb{E}[Y_1 - Y_0 | D = 0, S_0 = 1, S_1 = 1, (Y_1 - Y_0) \leq F_{\Delta Y|011}^{-1}(p_{OOO0}(v_0^l))] \quad (20)$$

$$UB_{OOO0}(v_0^l) = \mathbb{E}[Y_1 - Y_0 | D = 0, S_0 = 1, S_1 = 1, (Y_1 - Y_0) > F_{\Delta Y|011}^{-1}(1 - p_{OOO0}(v_0^l))] \quad (21)$$

Combining these results, we propose the partial identification of τ_{OOO} .

Theorem 1 (Bounds for τ_{OOO}). *Under the Assumptions 1,2, 4(a) and 4(b), bounds on the treatment effect on the treated for the always observed group (τ_{OOO}) lies in the interval $[LB_{\tau_{OOO}}, UB_{\tau_{OOO}}]$,*

$$\begin{aligned} LB_{\tau_{OOO}} &= \mathbb{E}[Y_1 - Y_0 | D = 1, S_0 = 1, S_1 = 1, (Y_1 - Y_0) \leq F_{\Delta Y|111}^{-1}(p_{OOO1}(v_1^l))] \\ &\quad - \mathbb{E}[Y_1 - Y_0 | D = 0, S_0 = 1, S_1 = 1, (Y_1 - Y_0) > F_{\Delta Y|011}^{-1}(1 - p_{OOO0}(v_0^l))], \\ UB_{\tau_{OOO}} &= \mathbb{E}[Y_1 - Y_0 | D = 1, S_0 = 1, S_1 = 1, (Y_1 - Y_0) > F_{\Delta Y|111}^{-1}(1 - p_{OOO1}(v_1^l))] \\ &\quad - \mathbb{E}[Y_1 - Y_0 | D = 0, S_0 = 1, S_1 = 1, (Y_1 - Y_0) \leq F_{\Delta Y|011}^{-1}(p_{OOO0}(v_0^l))] \end{aligned}$$

where,

$$\begin{aligned} p_{OOO1}(v_1^l) &= \frac{\max\{\mathbb{P}[S_1 = 1 | D = 0, S_0 = 1] + \mathbb{P}[S_1 = 1 | D = 1, S_0 = 1] - 1, 0\}}{\mathbb{P}[S_1 = 1 | D = 1, S_0 = 1]}, \\ p_{OOO0}(v_0^l) &= \frac{\max\{\mathbb{P}[S_1 = 1 | D = 0, S_0 = 1] + \mathbb{P}[S_1 = 1 | D = 1, S_0 = 1] - 1, 0\}}{\mathbb{P}[S_1 = 1 | D = 0, S_0 = 1]}. \end{aligned}$$

Proof of Theorem 1 can be found in Appendix C.6. The partial identification results in Theorem 1 allow somewhat flexible patterns of potential selection into the sample. All latent group types are possible, and treatment is allowed to induce individuals to join or leave the sample in the post-treatment period since no monotonicity in selection is assumed. Nevertheless, to achieve identification, we imposed substantial restrictions on the relationship between the selection mechanism and treatment assignment through assumptions 4(a) and 4(b).

4.2 Identification with Monotonicity

In specific applications, monotonicity in sample selection may be a plausible assumption. In the previous section, we saw that with just 4(a) or 4(b), we can partially identify p_{OOO0} and p_{OOO1} , respectively. It is worth investigating how much leverage monotonicity alone has in terms of bounding the target parameter, τ_{OOO} .

Lemma 3. *Under Assumptions 1 and 3 (positive monotonicity), we obtain $p_{OOO0} = 1$ and $p_{OOO1} = \frac{\mathbb{P}[S_1(0)=1|D=1,S_0=1]}{\mathbb{P}[S_1=1|D=1,S_0=1]}$.*

Proof can be found in Appendix C.3.

Positive monotonicity rules out the NON and OON strata. Hence, all untreated individuals observed in both periods are from the “always-observed” latent group and $p_{OOO0} = 1$. Therefore, $\mathbb{E}[Y_1^*(0) - Y_0^*(0) | D = 0, OOO]$ is point identified by $\mathbb{E}[Y_1 - Y_0 | D = 0, S_0 = 1, S_1 = 1]$.

On the other treatment arm, individuals observed in both periods are still a mixture of OOO and ONO types. However, monotonicity guarantees that, $\mathbb{P}[S_1(0) = 1, S_1(1) = 1 | D = 1, S_0 = 1] = \mathbb{P}[S_1(0) = 1 | D = 1, S_0 = 1]$ which means that we can focus on the values p_{OOO1} can take over all possible $\mathbb{P}[S_1(0) = 1 | D = 1, S_0 = 1]$. Under positive MS, the probability of selection under treatment is always higher than the probability of selection without treatment, and

$$0 < \mathbb{P}[S_1(0) = 1 | D = 1, S_0 = 1] \leq \mathbb{P}[S_1(1) = 1 | D = 1, S_0 = 1] = \mathbb{P}[S_1 = 1 | D = 1, S_0 = 1].$$

Even though monotonicity significantly constraints the possible values that $\mathbb{P}[S_1(0) = 1 | D = 1, S_0 = 1]$ can take, this information does not help us in learning about the proportion $p_{OOO1} = \frac{\mathbb{P}[S_1(0)=1|D=1,S_0=1]}{\mathbb{P}[S_1=1|D=1,S_0=1]}$, as it can still take any value in the unit interval.

To be able to partially identify p_{OOO1} and τ_{OOO} we need to complement MS with restrictions on $\mathbb{P}[S_1(0) = 1 | D = 1, S_0 = 1]$ that shrink its possible range to the interior of $[0, \mathbb{P}[S_1 = 1 | D = 1, S_0 = 1]]$. A natural choice is to consider Assumption 4(a), which point identifies p_{OOO1} by assuming $\mathbb{P}[S_1(0) = 1 | D = 1, S_0 = 1] = \mathbb{P}[S_1(0) = 1 | D = 0, S_0 = 1]$ (a conditional parallel trend in selection), as we show in Section 4.3.

Alternatively, one can use a weaker version of this conditional parallel trends assumption, say, $\mathbb{P}[S_1(0) = 1 | D = 0, S_0 = 1] \leq \mathbb{P}[S_1(0) = 1 | D = 1, S_0 = 1]$. Intuitively, this condition requires that the probability of selection into the sample in the absence of treatment be at least as strong for the treated group as observed in the untreated group, allowing for “stronger trends” among the treated. This puts a floor on the lowest value possible for $p_{OOO1} \in \left[\frac{\mathbb{P}[S_1=1|D=0,S_0=1]}{\mathbb{P}[S_1=1|D=1,S_0=1]}, 1 \right]$, which can then be used to construct identified sets for τ_{OOO} in a similar way to that described in Theorem 1.

4.3 Identification under Monotonicity and Assumption 4(a)

As discussed in Section 4.2, positive monotonicity rules out latent groups NON and OON, and $p_{OOO0} = 1$ and $p_{OOO1} = \frac{\mathbb{P}[S_1(0)=1|D=1,S_0=1]}{\mathbb{P}[S_1=1|D=1,S_0=1]}$ (Lemma 3). Since $\mathbb{E}[Y_1^*(1) - Y_0^*(1) | D = 0, OOO]$ is point identified in that case, there is no need for assumption 4(b).⁷

As suggested in the previous section, we can obtain point identification of p_{OOO1} by combining positive monotonicity in selection and Assumption 4(a). Then, $p_{OOO0} = 1$ and $p_{OOO1} = \frac{\mathbb{P}[S_1=1|S_0=1,D=0]}{\mathbb{P}[S_1=1|S_0=1,D=1]}$. Furthermore, eight of the twelve latent group proportions for treated and untreated groups can also be point identified under these conditions, leading to Lemma 4.

⁷In the case of negative monotonicity, latent groups NNO and ONO are ruled out. This results in $p_{OOO1} = 1$, point identification for $\mathbb{E}[Y_1^*(1) - Y_0^*(1) | D = 1, OOO]$, and we can relax assumption 4(a).

Lemma 4. *Under Assumptions 3 (positive monotonicity) and 4(a),*

$$\pi_{OOO0} = \mathbb{P}[S_0 = 1, S_1 = 1, D = 0],$$

$$\pi_{OOO1} = \mathbb{P}[S_1 = 1|S_0 = 1, D = 0] \cdot \mathbb{P}[D = 1, S_0 = 1],$$

$$\pi_{ONOI} = \mathbb{P}[S_0 = 1, S_1 = 1, D = 1] - \mathbb{P}[S_1 = 1|S_0 = 1, D = 0] \cdot \mathbb{P}[D = 1, S_0 = 1],$$

$$\pi_{ONN1} = \mathbb{P}[S_0 = 1, S_1 = 0, D = 1],$$

$$\pi_{NOO0} = \mathbb{P}[S_0 = 0, S_1 = 1, D = 0],$$

$$\pi_{NOO1} = \mathbb{P}[S_1 = 1|S_0 = 0, D = 0] \cdot \mathbb{P}[D = 1, S_0 = 0],$$

$$\pi_{NNO1} = \mathbb{P}[S_0 = 0, S_1 = 1, D = 1] - \mathbb{P}[S_1 = 1|S_0 = 0, D = 0] \cdot \mathbb{P}[D = 1, S_0 = 0],$$

$$\pi_{NNN1} = \mathbb{P}[S_0 = 0, S_1 = 0, D = 1].$$

The proof of the Lemma 4 is given in Appendix C.4.

With point identified p_{OOO0} and p_{OOO1} we propose the partial identification of τ_{OOO} .

Theorem 2 (Bounds for τ_{OOO} under positive Monotonicity). *Under the Assumptions 1,2,3 and 4(a), bounds on the treatment effect on the treated for the always observed group (τ_{OOO}) lies in the interval $[LB'_{\tau_{OOO}}, UB'_{\tau_{OOO}}]$ where,*

$$LB'_{\tau_{OOO}} = LB'_{OOO1} - \mathbb{E}[Y_1 - Y_0|D = 0, S_0 = 1, S_1 = 1],$$

$$UB'_{\tau_{OOO}} = UB'_{OOO1} - \mathbb{E}[Y_1 - Y_0|D = 0, S_0 = 1, S_1 = 1]$$

where,

$$LB'_{OOO1} = \mathbb{E}[Y_1 - Y_0|D = 1, S_0 = 1, S_1 = 1, (Y_1 - Y_0) \leq F_{\Delta Y|111}^{-1}(p_{OOO1})]$$

$$UB'_{OOO1} = \mathbb{E}[Y_1 - Y_0|D = 1, S_0 = 1, S_1 = 1, (Y_1 - Y_0) > F_{\Delta Y|111}^{-1}(1 - p_{OOO1})]$$

with $p_{OOO1} = \frac{\mathbb{P}[S_1=1|S_0=1,D=0]}{\mathbb{P}[S_1=1|S_0=1,D=1]}$.

The proof of Theorem 2 is given in Appendix C.7.

Remark 2. *The bounds derived in Theorem 2 are sharp (Lee, 2009). See Appendix C.8.*

The identified set for τ_{OOO} under the assumptions of Theorem 2 is more informative since, by construction, point identification of $\mathbb{E}[Y_1^*(1) - Y_0^*(1)|D = 0, OOO]$ tightens the overall bounds for τ_{OOO} . Similarly, the proportion of the always-observed among the treated, $p_{OOO1} = \frac{\mathbb{P}[S_1=1|S_0=1,D=0]}{\mathbb{P}[S_1=1|S_0=1,D=1]}$, is the upper bound for p_{OOO1} obtained under the conditions for Lemma 2. Since higher shares of always-observed individuals imply more informative identified sets about that group, monotonicity leads to tighter bounds for τ_{OOO} as well.

Remark 3. *Identification of ATT for always observed latent group in a scenario where only repeated cross-section data are available is presented in Appendix A. Discussion on how the current identification argument for the always-observed group can be adapted to the setting of staggered treatment adoption when multiple periods are available is presented in Appendix B.*

5 Identification of ATT for Other Latent Groups

So far, the discussion has focused on identifying τ_{OOO} , the ATT for the always observed group, which often accounts for a large proportion of the population in many applications. However, in specific applications, policymakers may also be interested in identifying the treatment effect of other latent groups. For example, in evaluating the effects of a training program on earnings, policymakers are interested in the impacts on those unemployed before treatment (e.g., NOO and NNO latent groups). In other cases, the ONO latent group might be of interest. For instance, in considering the impact of working from home (WFH) on employee performance, the company's management may be interested in the effect on the productivity of employees who leave the company if WFH is not provided but would stay if WFH is provided (i.e. ONO latent group).

This section studies the identification of τ_g , the ATT for latent group g , for $g \in \{ONO, NOO, NNO\}$.⁸ Since less information is available for these groups relative to the OOO group, we introduce additional cross-group mean dominance assumptions to obtain informative bounds. These assumptions are admissible for many empirical situations.

To consider τ_{ONO} , τ_{NOO} , and τ_{NNO} , we extend the within-group potential outcomes parallel trends provided in Assumption 2 to include these groups.

Assumption 2(g). *Parallel trends in outcomes for latent group g with $g \in \{OOO, ONO, NOO, NNO\}$*

$$\mathbb{E}[Y_1^*(0) - Y_0^*(0)|D = 1, G = g] = \mathbb{E}[Y_1^*(0) - Y_0^*(0)|D = 0, G = g]$$

Next, we introduce cross-group mean dominance assumptions to aid the identification of the ATT for these latent groups.

Assumption 5. *Outcome mean dominance:*

$$(a) \text{ For } \tau_{ONO}: \quad \mathbb{E}[Y_1^*(0)|D = 0, ONO] \leq \mathbb{E}[Y_1^*(0)|D = 0, OOO]$$

⁸As discussed in section 4.2, positive MS rules out NON and OON latent groups. Furthermore, there is no information on ONN and NNN groups in either treatment arm in the post-treatment period. We, therefore, focus our attention on partially identifying the remaining groups.

(b) For τ_{NNO} :

$$(i) \quad \mathbb{E}[Y_0^*(d)|D = d, NNO] \leq \mathbb{E}[Y_0^*(d)|D = d, ONO], d = \{0, 1\},$$

$$(ii) \quad \mathbb{E}[Y_1^*(0)|D = 0, NNO] \leq \mathbb{E}[Y_1^*(0)|D = 0, NOO];$$

(c) For τ_{NOO} : $\mathbb{E}[Y_0^*(d)|D = d, NOO] \leq \mathbb{E}[Y_0^*(d)|D = d, OOO], d = \{0, 1\}$.

In the context of the job training example, all these assumptions imply that individuals with higher attachment to the labor force or less prone to be unemployed in some period/treatment scenario have better wages on average than peers with lower attachment in similar situations (time period, treatment counterfactual, etc.). As the always observed group will be employed irrespective of training, assuming their potential wages are higher than the other groups is reasonable. The justifiability of these assumptions depends on the empirical context, and researchers need to consider them carefully.

To identify bounds for τ_{ONO} , τ_{NOO} , and τ_{NNO} , we introduce a stronger version of the conditional parallel trends for selection (Assumption 4). It imposes independence on the joint counterfactual selection distribution rather than only relating to the marginal distributions.

Assumption 4 (Joint). *Independence between the joint counterfactual selection states and treatment assignment:*

$$(S_1(0), S_1(1)) \perp D | S_0$$

Assumption 4 (Joint) states that conditional on the initial period selection status, the joint counterfactual selection mechanism is independent of treatment assignment. This is a stronger assumption than the marginal version in Assumption 4, being a sufficient condition of the latter. Under this assumption, the observed selection probabilities conditional on initial period selection and treatment enable us to identify all the latent group proportions.⁹

To derive the ATT bounds for these latent groups, decompose τ_g , as follows,

$$\begin{aligned} \tau_g &= \mathbb{E}[Y_1^*(1) - Y_1^*(0)|D = 1, G = g] \\ &= \mathbb{E}[Y_1^*(1) - Y_0^*(1) + Y_0^*(1) - Y_1^*(0)|D = 1, G = g] \\ &= \mathbb{E}[Y_1^*(1) - Y_0^*(1)|D = 1, G = g] - \mathbb{E}[Y_1^*(0) - Y_0^*(1)|D = 1, G = g] \\ &= \mathbb{E}[Y_1^*(1) - Y_0^*(1)|D = 1, G = g] - \mathbb{E}[Y_1^*(0) - Y_0^*(0)|D = 1, G = g] \text{ (Assumption 1)} \\ &= \mathbb{E}[Y_1^*(1) - Y_0^*(1)|D = 1, G = g] - \mathbb{E}[Y_1^*(0) - Y_0^*(0)|D = 0, G = g] \text{ (Assumption 2}(g)). \end{aligned} \quad (22)$$

⁹See Lemma C.1 and its proof in Appendix C.5.

5.1 Identification of ATT for ONO Group

The treatment effect for the ONO group (τ_{ONO}) can be further decomposed using equation (22) as,

$$\begin{aligned}\tau_{ONO} &= \mathbb{E}[Y_1^*(1) - Y_0^*(1)|D = 1, ONO] - \mathbb{E}[Y_1^*(0) - Y_0^*(0)|D = 0, ONO] \\ &= \mathbb{E}[Y_1^*(1) - Y_0^*(1)|D = 1, ONO] - \mathbb{E}[Y_1^*(0)|D = 0, ONO] + \mathbb{E}[Y_0^*(0)|D = 0, ONO]\end{aligned}$$

As explained in Section 4, we can use the group of treated individuals for whom the outcome is observed in both periods to partially identify $\mathbb{E}[Y_1^*(1) - Y_0^*(1)|D = 1, ONO]$. Similarly, we can use the group of untreated individuals for whom the outcome is observed in the first period only ($D = 0, S_0 = 1, S_1 = 0$) to partially identify $\mathbb{E}[Y_0^*(0)|D = 0, ONO]$. Identification of $\mathbb{E}[Y_1^*(0)|D = 0, ONO]$ combines the theoretical upper and lower bound of the outcome distribution (Huber & Mellace, 2015) and the mean dominance Assumption 5(a).

Theorem 3 (Bounds for τ_{ONO} under positive monotonicity). *Under the Assumptions 1, 2(g), 3, 4 (Joint) and 5(a), bounds on the treatment effect on the treated for the ONO group (τ_{ONO}) lies in the interval $[LB_{\tau_{ONO}}, UB_{\tau_{ONO}}]$,*

$$\begin{aligned}LB_{\tau_{ONO}} &= LB_{ONO1} - \mathbb{E}[Y_1|D = 0, S_0 = 1, S_1 = 1] + LB_{ONO0}^0, \\ UB_{\tau_{ONO}} &= UB_{ONO1} - Y_{01}^{LB} + UB_{ONO0}^0\end{aligned}$$

where Y_{01}^{LB} is the lower bound of the outcome's support for the untreated in the post-treatment period,

$$\begin{aligned}LB_{ONO1} &= \mathbb{E}[Y_1 - Y_0|D = 1, S_0 = 1, S_1 = 1, (Y_1 - Y_0) \leq F_{\Delta Y|111}^{-1}(1 - p_{OOO1})], \\ UB_{ONO1} &= \mathbb{E}[Y_1 - Y_0|D = 1, S_0 = 1, S_1 = 1, (Y_1 - Y_0) > F_{\Delta Y|111}^{-1}(p_{OOO1})], \\ p_{OOO1} &= \frac{\mathbb{P}[S_1 = 1|S_0 = 1, D = 0]}{\mathbb{P}[S_1 = 1|S_0 = 1, D = 1]},\end{aligned}$$

and,

$$\begin{aligned}LB_{ONO0}^0 &= \mathbb{E}[Y_0|D = 0, S_0 = 1, S_1 = 0, Y_0 \leq F_{Y_0|010}^{-1}(p_{ONO0})] \\ UB_{ONO0}^0 &= \mathbb{E}[Y_0|D = 0, S_0 = 1, S_1 = 0, Y_0 > F_{Y_0|010}^{-1}(1 - p_{ONO0})] \\ p_{ONO0} &= 1 - \frac{\mathbb{P}[S_1 = 0|S_0 = 1, D = 1]}{\mathbb{P}[S_1 = 0|S_0 = 1, D = 0]}.\end{aligned}$$

Proof of Theorem 3 is given in the Appendix C.9.

5.2 Identification of ATT for NNO Group

The ATT for NNO group (τ_{NNO}) also can be further decomposed using equation (22) as,

$$\begin{aligned}\tau_{NNO} &= \mathbb{E}[Y_1^*(1) - Y_0^*(1)|D = 1, NNO] - \mathbb{E}[Y_1^*(0) - Y_0^*(0)|D = 0, NNO] \\ &= \mathbb{E}[Y_1^*(1)|D = 1, NNO] - \mathbb{E}[Y_0^*(1)|D = 1, NNO] \\ &\quad - \mathbb{E}[Y_1^*(0)|D = 0, NNO] + \mathbb{E}[Y_0^*(0)|D = 0, NNO].\end{aligned}$$

We can use the group of treated individuals for whom the outcome is not observed in the pre-treatment period but observed in the post-treatment period ($D = 1, S_0 = 0, S_1 = 1$) to partially identify $\mathbb{E}[Y_1^*(1)|D = 1, NNO]$. The other terms, $\mathbb{E}[Y_0^*(1)|D = 1, NNO]$, $\mathbb{E}[Y_0^*(0)|D = 0, NNO]$ and $\mathbb{E}[Y_1^*(0)|D = 0, NNO]$ can be partially identified by imposing the theoretical upper and lower bounds of the respective outcome distributions (Huber & Mellace, 2015) and tighten these by imposing outcome mean dominance assumptions 5(b.i) and (b.ii), respectively.

Theorem 4 (Bounds for τ_{NNO} under positive monotonicity). *Under the Assumptions 1, 2(g), 3, 4 (Joint) and 5(b), bounds on the treatment effect on the treated for the NNO group (τ_{NNO}) lies in the interval $[LB_{\tau_{NNO}}, UB_{\tau_{NNO}}]$,*

$$\begin{aligned}LB_{\tau_{NNO}} &= LB_{NNO1} - LB_{ONO1}^0 - \mathbb{E}[Y_1|D = 0, S_0 = 0, S_1 = 1] + Y_{00}^{LB}, \\ UB_{\tau_{NNO}} &= UB_{NNO1} - Y_{10}^{LB} - Y_{01}^{LB} + LB_{ONO0}^0\end{aligned}$$

where Y_{00}^{LB} , Y_{01}^{LB} and Y_{10}^{LB} are the lower bound of the outcome distribution for the untreated in the pre-treatment period, untreated in the post-treatment period, and treated in the pre-treatment period, respectively. Furthermore,

$$\begin{aligned}LB_{NNO1} &= \mathbb{E}[Y_1|D = 1, S_0 = 0, S_1 = 1, Y_1 \leq F_{Y_1|101}^{-1}(p_{NNO1})] \\ UB_{NNO1} &= \mathbb{E}[Y_1|D = 1, S_0 = 0, S_1 = 1, Y_1 > F_{Y_1|101}^{-1}(1 - p_{NNO1})] \\ p_{NNO1} &= 1 - \frac{\mathbb{P}[S_1 = 1|S_0 = 0, D = 0]}{\mathbb{P}[S_1 = 1|S_0 = 0, D = 1]}\end{aligned}$$

and,

$$LB_{ONO1}^0 = \mathbb{E}[Y_0|D = 1, S_0 = 1, S_1 = 1, Y_0 \leq F_{Y_0|111}^{-1}(1 - p_{OO1})]$$

with $p_{OO1} = \frac{\mathbb{P}[S_1=1|S_0=1, D=0]}{\mathbb{P}[S_1=1|S_0=1, D=1]}$. Finally,

$$LB_{ONO0}^0 = \mathbb{E}[Y_0|D = 0, S_0 = 1, S_1 = 0, Y_0 \leq F_{Y_0|010}^{-1}(p_{ONO0})]$$

with $p_{ONO0} = \frac{\mathbb{P}[S_0=1, S_1=0, D=0] - \mathbb{P}[S_1=0|S_0=1, D=1] \cdot \mathbb{P}[S_0=1, D=0]}{\mathbb{P}[S_0=1, S_1=0, D=0]}$.

Proof of Theorem 4 is given in the Appendix C.10.

5.3 Identification of ATT for NOO Group

The ATT for NOO group (τ_{NOO}) can be decomposed using equation (22) as follows,

$$\begin{aligned}\tau_{NOO} &= \mathbb{E}[Y_1^*(1) - Y_0^*(1)|D = 1, NOO] - \mathbb{E}[Y_1^*(0) - Y_0^*(0)|D = 0, NOO] \\ &= \mathbb{E}[Y_1^*(1)|D = 1, NOO] - \mathbb{E}[Y_0^*(1)|D = 1, NOO] - \mathbb{E}[Y_1^*(0)|D = 0, NOO] \\ &\quad + \mathbb{E}[Y_0^*(0)|D = 0, NOO].\end{aligned}$$

We can use the group of treated individuals for whom the outcome is not observed in the pre-treatment period but observed in the post-treatment period ($D = 1, S_0 = 0, S_1 = 1$) to partially identify $\mathbb{E}[Y_1^*(1)|D = 1, NOO]$. The term, $\mathbb{E}[Y_1^*(0)|D = 0, NOO]$, can be point identified using $\mathbb{E}[Y_1|D = 0, S_0 = 0, S_1 = 1]$ which considers the untreated individuals not observed in the pre-treatment period but observed in the post-treatment period ($D = 0, S_0 = 0, S_1 = 1$) under positive monotonicity. The remaining terms, $\mathbb{E}[Y_0^*(1)|D = 1, NOO]$ and $\mathbb{E}[Y_0^*(0)|D = 0, NOO]$, can be partially identified by imposing the theoretical upper and lower bounds of the respective outcome distributions (Huber & Mellace, 2015) where we tighten them by imposing outcome mean dominance Assumption 5 (c).

Theorem 5 (Bounds for τ_{NOO} under positive monotonicity). *Under the Assumptions 1, 2(g), 3, 4 (a) and 5(c), bounds on the treatment effect on the treated for the NOO group (τ_{NOO}) lies in the interval $[LB_{\tau_{NOO}}, UB_{\tau_{NOO}}]$,*

$$\begin{aligned}LB_{\tau_{NOO}} &= LB_{NOO1} - LB_{OOO1}^0 - \mathbb{E}[Y_1|D = 0, S_0 = 0, S_1 = 1] + Y_{00}^{LB}, \\ UB_{\tau_{NOO}} &= UB_{NOO1} - Y_{10}^{LB} - \mathbb{E}[Y_1|D = 0, S_0 = 0, S_1 = 1] + \mathbb{E}[Y_0|D = 0, S_0 = 1, S_1 = 1],\end{aligned}$$

where,

$$LB_{NOO1} = \mathbb{E}[Y_1|D = 1, S_0 = 0, S_1 = 1, Y_1 \leq F_{Y_1|101}^{-1}(1 - p_{NNO1})]$$

$$UB_{NOO1} = \mathbb{E}[Y_1|D = 1, S_0 = 0, S_1 = 1, Y_1 > F_{Y_1|101}^{-1}(p_{NNO1})]$$

with $p_{NNO1} = 1 - \frac{\mathbb{P}[S_1=1|S_0=0, D=0]}{\mathbb{P}[S_1=1|S_0=0, D=1]}$ and,

$$LB_{OOO1}^0 = \mathbb{E}[Y_0|D = 1, S_0 = 1, S_1 = 1, Y_0 \leq F_{Y_0|111}^{-1}(p_{OOO1})]$$

with $p_{OOO1} = \frac{\mathbb{P}[S_1=1|S_0=1, D=0]}{\mathbb{P}[S_1=1|S_0=1, D=1]}$. Finally, Y_{00}^{LB} and Y_{10}^{LB} are the lower bound of the outcome distribution in the pre-treatment period for untreated and treated groups, respectively.

Proof of Theorem 5 is given in the Appendix C.11.

6 Estimation and Inference

The estimation of the bounds defined in Theorem 1 and Theorem 2, are based on the sample analogues of the population counterparts. To calculate the bounds defined in Theorem 1 we first have to estimate the mixing proportions $p_{OOO1}(v_1^l)$ and $p_{OOO0}(v_0^l)$. Formally, we have,

$$\hat{p}_{OOO1}(v_1^l) = \frac{\max\{\hat{\mathbb{P}}[S_1 = 1|D = 0, S_0 = 1] + \hat{\mathbb{P}}[S_1 = 1|D = 1, S_0 = 1] - 1, 0\}}{\hat{\mathbb{P}}[S_1 = 1|D = 1, S_0 = 1]},$$

$$\hat{p}_{OOO0}(v_0^l) = \frac{\max\{\hat{\mathbb{P}}[S_1 = 1|D = 0, S_0 = 1] + \hat{\mathbb{P}}[S_1 = 1|D = 1, S_0 = 1] - 1, 0\}}{\hat{\mathbb{P}}[S_1 = 1|D = 0, S_0 = 1]}.$$

where,

$$\hat{\mathbb{P}}[S_1 = 1|D = 0, S_0 = 1] = \frac{\sum_{i=1}^n S_{i0} \cdot S_{i1} \cdot (1 - D_i)}{\sum_{i=1}^n S_{i0} \cdot (1 - D_i)}$$

$$\hat{\mathbb{P}}[S_1 = 1|D = 1, S_0 = 1] = \frac{\sum_{i=1}^n S_{i0} \cdot S_{i1} \cdot D_i}{\sum_{i=1}^n S_{i0} \cdot D_i}$$

With these estimated mixing proportions, the bounds for τ_{OOO} under Theorem 1 can be estimated as follows,

$$\begin{aligned} \widehat{LB}_{\tau_{OOO}} &= \hat{\mathbb{E}}[Y_1 - Y_0 | D = 1, S_0 = 1, S_1 = 1, (Y_1 - Y_0) \leq F_{\Delta Y|111}^{-1}(\hat{p}_{OOO1}(v_1^l))] \\ &\quad - \hat{\mathbb{E}}[Y_1 - Y_0 | D = 0, S_0 = 1, S_1 = 1, (Y_1 - Y_0) > F_{\Delta Y|011}^{-1}(1 - \hat{p}_{OOO0}(v_0^l))], \\ &= \frac{\sum_{i=1}^n (Y_{i1} - Y_{i0}) \cdot S_{i0} \cdot S_{i1} \cdot D_i \cdot I \left\{ (Y_{i1} - Y_{i0}) \leq \hat{y}_{\hat{p}_{OOO1}(v_1^l)} \right\}}{\sum_{i=1}^n S_{i0} \cdot S_{i1} \cdot D_i \cdot I \left\{ (Y_{i1} - Y_{i0}) \leq \hat{y}_{\hat{p}_{OOO1}(v_1^l)} \right\}} \\ &\quad - \frac{\sum_{i=1}^n (Y_{i1} - Y_{i0}) \cdot S_{i0} \cdot S_{i1} \cdot (1 - D_i) \cdot I \left\{ (Y_{i1} - Y_{i0}) > \hat{y}_{1 - \hat{p}_{OOO0}(v_0^l)} \right\}}{\sum_{i=1}^n S_{i0} \cdot S_{i1} \cdot (1 - D_i) \cdot I \left\{ (Y_{i1} - Y_{i0}) > \hat{y}_{1 - \hat{p}_{OOO0}(v_0^l)} \right\}} \\ \widehat{UB}_{\tau_{OOO}} &= \hat{\mathbb{E}}[Y_1 - Y_0 | D = 1, S_{i0} = 1, S_1 = 1, (Y_1 - Y_0) > F_{\Delta Y|111}^{-1}(1 - \hat{p}_{OOO1}(v_1^l))] \\ &\quad - \hat{\mathbb{E}}[Y_1 - Y_0 | D = 0, S_0 = 1, S_1 = 1, (Y_1 - Y_0) \leq F_{\Delta Y|011}^{-1}(\hat{p}_{OOO0}(v_0^l))] \\ &= \frac{\sum_{i=1}^n (Y_{i1} - Y_{i0}) \cdot S_{i0} \cdot S_{i1} \cdot D_i \cdot I \left\{ (Y_{i1} - Y_{i0}) > \hat{y}_{1 - \hat{p}_{OOO1}(v_1^l)} \right\}}{\sum_{i=1}^n S_{i0} \cdot S_{i1} \cdot D_i \cdot I \left\{ (Y_{i1} - Y_{i0}) > \hat{y}_{1 - \hat{p}_{OOO1}(v_1^l)} \right\}} \\ &\quad - \frac{\sum_{i=1}^n (Y_{i1} - Y_{i0}) \cdot S_{i0} \cdot S_{i1} \cdot (1 - D_i) \cdot I \left\{ (Y_{i1} - Y_{i0}) \leq \hat{y}_{\hat{p}_{OOO0}(v_0^l)} \right\}}{\sum_{i=1}^n S_{i0} \cdot S_{i1} \cdot (1 - D_i) \cdot I \left\{ (Y_{i1} - Y_{i0}) \leq \hat{y}_{\hat{p}_{OOO0}(v_0^l)} \right\}} \end{aligned}$$

where $\hat{y}_{\hat{p}_{OOO0}(v_0^l)}$ and $\hat{y}_{1 - \hat{p}_{OOO0}(v_0^l)}$ are $\hat{p}_{OOO0}(v_0^l)$ -th and $(1 - \hat{p}_{OOO0}(v_0^l))$ -th quantile of the conditional distribution $Y_1 - Y_0$ for the untreated individuals observed in both time periods. Similarly, $\hat{y}_{\hat{p}_{OOO1}(v_1^l)}$ and $\hat{y}_{1 - \hat{p}_{OOO1}(v_1^l)}$ are $\hat{p}_{OOO1}(v_1^l)$ -th and $(1 - \hat{p}_{OOO1}(v_1^l))$ -th quantile of the conditional distribution $Y_1 - Y_0$ for the treated individuals observed in both time periods. In general, the relevant q -th quantile of the conditional distribution $Y_1 - Y_0$ for the treated

individuals observed in both time periods is calculated as,

$$\hat{y}_q = \min \left\{ y : \frac{\sum_{i=1}^n S_{i0} \cdot S_{i1} \cdot D_i \cdot I \{ (Y_{i1} - Y_{i0}) \leq y \}}{\sum_{i=1}^n S_{i0} \cdot S_{i1} \cdot D_i} \geq q \right\}, \quad \text{where } I(\cdot) \text{ is an indicator function.}$$

The bounds for τ_{OOO} under Theorem 2 can be estimated similarly. First, estimate the required mixing proportion p_{OOO1} as follows,

$$\begin{aligned} \hat{p}_{OOO1} &= \frac{\hat{\mathbb{P}}[S_1 = 1 | S_0 = 1, D = 0]}{\hat{\mathbb{P}}[S_1 = 1 | S_0 = 1, D = 1]}, \\ \hat{\mathbb{P}}[S_1 = 1 | D = 0, S_0 = 1] &= \frac{\sum_{i=1}^n S_{i0} \cdot S_{i1} \cdot (1 - D_i)}{\sum_{i=1}^n S_{i0} \cdot (1 - D_i)}, \\ \hat{\mathbb{P}}[S_1 = 1 | D = 1, S_0 = 1] &= \frac{\sum_{i=1}^n S_{i0} \cdot S_{i1} \cdot D_i}{\sum_{i=1}^n S_{i0} \cdot D_i}. \end{aligned} \quad (23)$$

Next, the estimated bounds for LB'_{OOO1} , UB'_{OOO1} can be obtained as,

$$\begin{aligned} \widehat{LB}'_{OOO1} &= \frac{\sum_{i=1}^n (Y_{i1} - Y_{i0}) \cdot S_{i0} \cdot S_{i1} \cdot D_i \cdot I \{ (Y_{i1} - Y_{i0}) \leq \hat{y}_{\hat{p}_{OOO1}} \}}{\sum_{i=1}^n S_{i0} \cdot S_{i1} \cdot D_i \cdot I \{ (Y_{i1} - Y_{i0}) \leq \hat{y}_{\hat{p}_{OOO1}} \}}, \\ \widehat{UB}'_{OOO1} &= \frac{\sum_{i=1}^n (Y_{i1} - Y_{i0}) \cdot S_{i0} \cdot S_{i1} \cdot D_i \cdot I \{ (Y_{i1} - Y_{i0}) > \hat{y}_{1-\hat{p}_{OOO1}} \}}{\sum_{i=1}^n S_{i0} \cdot S_{i1} \cdot D_i \cdot I \{ (Y_{i1} - Y_{i0}) > \hat{y}_{1-\hat{p}_{OOO1}} \}} \end{aligned}$$

where $\hat{y}_{\hat{p}_{OOO1}}$ and $\hat{y}_{1-\hat{p}_{OOO1}}$ are \hat{p}_{OOO1} -th and $(1 - \hat{p}_{OOO1})$ -th quantile of the conditional distribution $Y_1 - Y_0$ for the treated individuals observed in both time periods. Next, $\mathbb{E}[Y_1 - Y_0 | D = 0, S_0 = 1, S_1 = 1]$ (denote as E_{OOO0} for notational ease) will be estimated using its sample analogues as,

$$\hat{E}_{OOO0} = \frac{\sum_{i=1}^n (Y_{i1} - Y_{i0}) \cdot S_{i0} \cdot S_{i1} \cdot (1 - D_i)}{\sum_{i=1}^n S_{i0} \cdot S_{i1} \cdot (1 - D_i)}.$$

Finally, the bounds for τ_{OOO} defined in Theorem 2 can be estimated as,

$$\begin{aligned} \widehat{LB}'_{\tau_{OOO}} &= \widehat{LB}'_{OOO1} - \hat{E}_{OOO0} \\ \widehat{UB}'_{\tau_{OOO}} &= \widehat{UB}'_{OOO1} - \hat{E}_{OOO0} \end{aligned}$$

The bounds for other latent groups defined in Theorems 3, 4, and 5 can be estimated in a similar manner. The estimation steps are detailed in Appendix D.1.

These sample analogue estimators of the bounding functions are simple functions of conditional probabilities, means, and trimmed means, and \sqrt{n} -consistency and asymptotic normality of these estimators are well established (Huber, 2014; Lee, 2009; Newey & McFadden, 1994). Thus, we calculate two types of confidence intervals, by applying standard inference procedures. Following Lee (2009) and Huber (2014), let \widehat{LB}_{τ_g} and \widehat{UB}_{τ_g} be the estimated bounds for a specific latent group g using the estimation method discussed above and $\hat{\sigma}_{LB_{\tau_g}}$ and $\hat{\sigma}_{UB_{\tau_g}}$ denote their respective standard deviations, obtained through bootstrap (Huber (2014), Chen and Flores (2015)). Then, we can compute the first confidence interval as,

$$\left[\widehat{LB}_{\tau_g} - 1.96 \cdot \frac{\hat{\sigma}_{LB_{\tau_g}}}{\sqrt{n}}, \widehat{UB}_{\tau_g} + 1.96 \cdot \frac{\hat{\sigma}_{UB_{\tau_g}}}{\sqrt{n}} \right]$$

which will contain the true bounds with at least 95% probability. The second option for confidence intervals is based on [Imbens and Manski \(2004\)](#). These confidence intervals are focused on covering the true treatment effect with 95% probability, which are calculated as $[\widehat{LB}_{\tau_g} - C_n \cdot \frac{\hat{\sigma}_{LB_{\tau_g}}}{\sqrt{n}}, \widehat{UB}_{\tau_g} + C_n \cdot \frac{\hat{\sigma}_{UB_{\tau_g}}}{\sqrt{n}}]$ where C_n satisfies

$$\Phi \left(C_n + \sqrt{n} \frac{\widehat{UB}_{\tau_g} - \widehat{LB}_{\tau_g}}{\max(\hat{\sigma}_{LB_{\tau_g}}, \hat{\sigma}_{UB_{\tau_g}})} \right) - \Phi(-C_n) = 0.95 \quad (24)$$

7 Simulation

This section presents simulation evidence of the bias induced by sample selection on the usual DiD estimates and the feasibility of the identification and estimation procedures for the partial identification of τ_{OOO} proposed above. The data generating process (DGP) considered is,

$$Y_{i0}^*(0) = c_i + u_{i0} \quad Y_{i1}^*(d) = 5 + 4 * I(d = 1) + c_i + u_{i1}(d), \quad d = \{0, 1\}$$

$$S_{i0}(0) = I\{b_i + v_{i0} > 0\} \quad S_{i1}(d) = I\{1.5 * I(d = 1) + b_i + v_{i1}(d) > 0\}, \quad d = \{0, 1\}$$

$$D_{i1} = I(a_i + w_{i1} > 0)$$

where, (c_i, a_i) are standard bivariate normal random variables, with correlation coefficient given by $\rho_{c,a} = 0.7$. Similarly, (u_{it}, v_{it}) , $t = \{0, 1\}$ are standard bivariate normal variables, with $\rho_{u,v} = 0.7$. Finally, b_i, w_{i1} are independent standard normal random variables. The observed data are $\{Y_{it}, S_{it}, D_{it}\}_{i=1}^n$, where $D_{i0} = 0$, $Y_{it}^* = Y_{it}^*(0) * (1 - D_{it}) + Y_{it}^*(1) * D_{it}$, $S_{it} = S_{it}(0) * (1 - D_{it}) + S_{it}(1) * D_{it}$, and $Y_{it} = S_{it} * Y_{it}^*$, $t = \{0, 1\}$. This DGP is generated so that it satisfies Assumptions 1, 2, 3, 4(a), 4(b) and 4 (*Joint*). The true ATT is four, and c_i plays the role of time-invariant unobserved heterogeneity.

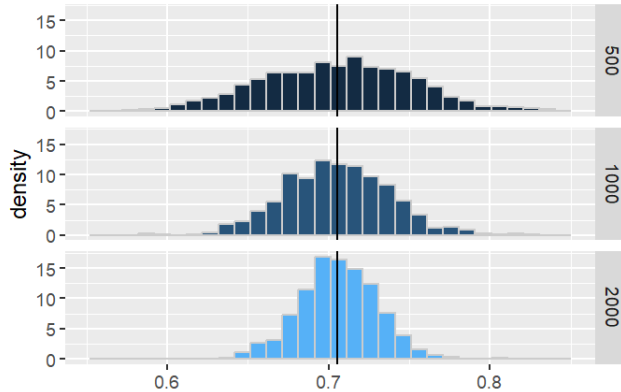


Figure 1: Distribution of estimated mixture proportion p_{OOO1} *with-monotonicity*

Under this DGP, the true mixing probability is $p_{OOO1} = 0.70$ and the numerical bound for τ_{OOO} is $[3.08, 4.39]$, which includes the true ATT. The mathematical derivation of these numerical bounds is presented in [Appendix D.2](#). We draw a random sample of size 500, 1000, and

2000 observations from this DGP to obtain the empirical distribution of the estimated bounds using 1,000 replications. We estimate the bounds for τ_{OOO} under two sets of assumptions. The first set considers Assumptions 1, 2, 4(a) and 4(b), which we refer to as *without-monotonicity*. The second arrangement includes Assumptions 1, 2, 3 and 4(a) which we refer to as *with-monotonicity*. Figure 1 shows that the distribution of estimated mixing probability (p_{OOO1}) *with-monotonicity* is centered around the true probability, represented by the vertical line. Table 3 gives the average estimated bounds for τ_{OOO} under the two sets of assumptions. The estimated bounds also include the true ATT. As discussed in Section 3, the naive DiD estimate exhibits a 6% downward bias even in this relatively simple DGP, where the strong assumption of full independence holds.

Table 3: Estimated bounds for τ_{OOO}

True bounds		[3.0792,4.3940]				
Sample size	Replications	τ_{DiDs}	without monotonicity		with monotonicity	
			Bounds	Coverage probability	Bounds	Coverage probability
500	1000	3.7717	[2.7494,4.7375]	0.998	[3.0794,4.3952]	0.966
1000	1000	3.7700	[2.7437,4.7180]	1	[3.0727,4.3890]	0.995
2000	1000	3.7727	[2.7483,4.7250]	1	[3.0794,4.3932]	1

8 Empirical Illustrations

In this section, we illustrate our partial identification approach with two empirical applications. First, we use the Aid to Families with Dependent Children (AFDC) sample of women from the National Supported Work (NSW) training program. This experiment operated during the mid-1970s (LaLonde, 1986). Here, we consider the sample selection problem arising from unemployment (or zero earnings). For the second application, we consider a study by Bloom et al. (2015), which is an experiment evaluating the effectiveness of working from home. In this application, sample selection bias arises from employee attrition.

8.1 NSW Training Program for AFDC Women

NSW was a temporary employment program designed to help individuals from disadvantaged populations find stable employment by giving them work experience and counselling in a sheltered environment. The program targeted four disadvantaged socio-economic groups, and qualified applicants were randomly assigned to training. This application only considers the AFDC

sub-sample of women originally studied in [Calónico and Smith \(2017\)](#). We apply the proposed approach to account for sample selection arising from unobserved earnings due to unemployment, which may bias results.

We treat zero earnings as wages not observed due to the inability to find employment. In this case, $D = 1$ if an individual is assigned to receive training and zero otherwise. $Y_t^*(0)$ and $Y_t^*(1)$ are potential earnings of an individual and $S_t(1)$ and $S_t(0)$ are potential indicators for being employed or not. Our treatment effect of interest is $\tau_{OOO} = \mathbb{E}[Y_1^*(1) - Y_1^*(0) | D = 1, S_0 = 1, S_1(0) = 1, S_1(1) = 1]$ which captures the ATT of training on earnings for the subgroup that is employed irrespective of being a training recipient or not.

Treating zero earnings as unobserved wages due to unemployment results in an unemployment rate of 74% in the pre-treatment period, with 73% and 74% unemployment rates in treated and control samples, respectively. The follow-up survey indicates an unemployment rate of 46% with 45% and 46% unemployment rates in treated and control samples, respectively (see [Appendix D.4 Table D.2](#)).¹⁰

We estimate bounds for τ_{OOO} under two sets of assumptions. The first considers Assumptions 1, 2, 4(a) and 4(b) which we refer to as the *without-monotonicity* scenario and the second under Assumptions 1, 2, 3 and 4 (a) which we refer to as the *with-monotonicity* scenario. In this application, we assume monotonicity operates in the positive direction, implying that program trainees are more likely to be employed and, hence, observed in the sample compared to the control group. The results under each set of assumptions are presented in [Table 4](#). The bounds derived without Assumption 3 are wide and uninformative. However, imposing monotonicity substantially tightens the bounds, demonstrating the informational content of that assumption. The naive DiD estimates an effect of around a 1,589 dollar increase in annual earnings for an individual who receives the training, where bounds with Assumption 3 do not rule out average effects between \$1,404 and \$1,718 for those treated, even though the estimated proportion of always-observed individuals in the treated sample who were observed in both periods is 99.6%.

Table 4: Effect of NSW training program on AFDC women’s earnings for always-observed: corrected for sample selection based on unemployment

τ_{OOO}	Bounds	\hat{p}_{OOO1}	\hat{p}_{OOO0}
<i>without-monotonicity</i>	[-8.5230, 11.8245]	[0.4276, 0.9962]	[0.4292, 1]
<i>with-monotonicity</i>	[1.4036, 1.7179]	0.9962	1
Naïve DiD	1.5890		

Notes: All earnings are expressed in thousands of 1982 dollars.

¹⁰Table [D.4](#) and [D.5](#) in [Appendix D.4](#) report observed covariates.

Policymakers may also be interested in estimating the ATT for those i) unemployed before training who will be employed post-treatment irrespective of training (i.e. NOO group), ii) employed only if they are given training (i.e. NNO group), or iii) people employed before training who will only be employed post-treatment if they are given training (i.e. ONO group). We can partially identify these treatment effects using results presented in Theorem 3-5 by imposing Assumptions 1, 2(*g*), 3, 4 (*Joint*) and 5, respectively. Results are given in Table 5.

Table 5: Estimated bounds and confidence intervals for τ_g

τ_g	Proportion	Bounds
τ_{OOO}	0.1651	[1.4036 , 1.7179]
95% CI		(1.2205, 2.0610)
Imbens and Manski 95% CI		(1.2300, 2.0059)
τ_{NOO}	0.2497	[-7.4451 , 12.9571]
95% CI		(-7.5408, 13.0358)
Imbens and Manski 95% CI		(-7.5255, 13.0231)
τ_{NNO}	0.1338	[-0.9735, 11.4296]
95% CI		(-1.0618, 11.5044)
Imbens and Manski 95% CI		(-1.0476, 11.4924)
τ_{ONO}	0.0006	[-12.7556, 37.7678]
95% CI		(-12.8741, 37.9520)
Imbens and Manski 95% CI		(-12.8550, 37.9224)

Notes: Earnings are expressed in thousands of 1982 dollars. Bounds are given in square brackets and confidence intervals in round brackets. Confidence intervals are based on 200 bootstraps. For Imbens and Manski CIs, $c_n = 1.645$ satisfy the relationship given in Equation (24) for all the cases considered.

8.2 Impact of Work From Home on Employee Performance

In this section, we revisit the results of an experiment at Ctrip, a 16,000-employee, NASDAQ-listed Chinese travel agency (Bloom et al., 2015). This was carried out to evaluate the effectiveness of Working from Home (WFH) on employee performance. The experiment was carried out on eligible employees of the airfare and hotel departments of the Shanghai call center who volunteered to participate. During the experimental period, employees with odd-numbered birthdays from the eligible volunteering pool were allocated to the control group with no WFH.

Employees with even-numbered birthdays were assigned to the treatment group, where they were allowed WFH. We use average individual weekly performance z-scores, a combination of different key performance indicators standardized based on each job type, to evaluate employee performance.¹¹ Through this application, we aim to illustrate how our identification strategy can be used to account for selection bias due to employee attrition in the experimental period.

In this application, $D = 1$ if an employee is working from home and zero otherwise. $Y_t^*(0)$ and $Y_t^*(1)$ are potential average individual weekly performance z-scores of employees who stayed in the company during the entire experimental period. $S_t(1)$ and $S_t(0)$ are potential indicators for attrition where $S_t = 1$ indicates the particular employee stayed with the company and $S_t = 0$ that the employee left the company. Our treatment effect of interest $\tau_{OOO} = \mathbb{E}[Y_1^*(1) - Y_1^*(0) | D = 1, S_0 = 1, S_1(0) = 1, S_1(1) = 1]$ captures the ATT of WFH on employee performance for the subgroup of employees who will stay with the company irrespective of WFH or not.

Table 6 gives the attrition rates during the experimental period. We observe a significant difference in attrition rates among control and treated groups, where attrition among the control group (34.75%) is more than double that of the treated group.

Table 6: Employee attrition rates in experimental period

	Controls	Treated	Total
Employees who left Ctrip	41	21	62
Total	118	131	249
Attrition rates	34.75	16.03	24.90

As in the earlier application, we estimate two sets of bounds for τ_{OOO} . The *without-monotonicity* case using Assumptions 1, 2, 4(a) and 4(b), and the *with-monotonicity* scenario under Assumptions 1, 2, 3 and 4 (a). For the second case, we assume positive monotonicity, implying that WFH employees are at least as likely to stay during the experimental period as those without WFH. This can be justified as WFH employees are better off due to increased convenience and reduced commuting cost.

The results are presented in Table 7. The bounds estimated without monotonicity are wide, which are tightened by imposing Assumption 3, once again showcasing the informational value of that assumption. The naive DiD implies that the overall performance of the treated group is 0.2870 standard deviations higher than what would have been in the absence of the WFH treatment. The bounds under Assumption 3 give a lower bound for the estimated impact as 0.0057 standard deviations higher than the control group and the upper bound 0.3805 standard deviations higher than the control group for the employees who will stay within the company

¹¹See Bloom et al. (2015) for a detailed description of the experiment and data collection process.

irrespective of benefiting from the WFH policy.

Table 7: Effect of WFH on employee performance corrected for attrition for always-observed

τ_{OOO}	Bounds	\hat{p}_{OOO1}	\hat{p}_{OOO0}
<i>without-monotonicity</i>	[-0.3242, 0.6660]	[0.5862,0.7771]	[0.7543,1]
<i>with-monotonicity</i>	[0.0057 , 0.3805]	0.7771	1
Naïve DiD	0.2870		

For this application, it may be of interest to identify the treatment effect for different employee subgroups as well; such as those who will leave the company if WFH is not provided but would stay otherwise (i.e., the ONO latent group). We can partially identify this using results presented in Theorem 3 by imposing Assumptions 1, 2(g), 3, 4 (*Joint*) and 5(a). The estimated bounds and their respective confidence intervals are presented in Table 8.

Table 8: Estimated bounds and CIs for the effect of WFH on employee performance

	Proportion	Bounds
τ_{OOO}	0.6525	[0.0057 ,0.3805]
95% CI		(-0.0328,0.4097)
Imbens and Manski 95% CI		(-0.0267, 0.4049)
τ_{ONO}	0.1872	[-1.0913, 3.8445]
95% CI		(-1.1189, 3.8926)
Imbens and Manski 95% CI		(-1.1144, 3.8848)

Notes: Bounds are given in square brackets and confidence intervals in round brackets. Confidence intervals are based on 200 bootstraps. For Imbens and Manski CIs, $c_n = 1.645$ satisfy the relationship given in Equation (24) for all the cases considered.

9 Conclusion

In this article, we address the challenge of endogenous sample selection within the difference-in-differences (DiD) framework. We demonstrate that the standard DiD estimates can be biased when sample selection is ignored, even under the strong assumption of independence between the selection and treatment assignment mechanisms. We propose methods for partial identification of average treatment effects for different latent treated subpopulations by building on the trimming procedure of Lee (2009).

For the OOO-group, identification relies on the insight that individuals observed in both periods are a mixture of two possible latent groups. The mixture proportions are point-identified under alternative sets of assumptions on the selection and treatment assignment mechanisms. Specifically, we consider scenarios with and without MS. When MS is not imposed, the latent strata proportions are identified under the PTS assumption which assumes common trends in selection between the treated and untreated, conditional on the same initial observability status. In cases where monotonicity holds, we achieve tighter bounds on the ATT for the OOO by imposing PTS for selection in one direction only. We also provide extensions of this identification result to settings where the researcher only has access to repeated cross-section data and to the case of staggered treatment adoption with multiple time periods.

In addition, we also present the identified sets for the ATT of other empirically relevant latent groups like ONO, NON, and NOO, under MS and outcome mean dominance assumptions. We illustrate the identified sets for these groups through two empirical illustrations; 1) bounding the effects of a job training program and 2) bounding the effects of a work-from-home policy on employee performance. These applications highlight the practical relevance of the proposed bounds in different empirical settings.

References

- Abadie, A. (2005). Semiparametric difference-in-differences estimators. *The review of economic studies*, 72(1), 1–19.
- Asadullah, M. N., & Ara, J. (2016). Evaluating the long-run impact of an innovative anti-poverty programme: evidence using household panel data. *Applied Economics*, 48(2), 107–120.
- Athey, S., & Imbens, G. W. (2006). Identification and inference in nonlinear difference-in-differences models. *Econometrica*, 74(2), 431–497.
- Bartalotti, O., Kédagni, D., & Possebom, V. (2023). Identifying marginal treatment effects in the presence of sample selection. *Journal of Econometrics*, 234(2), 565–584.
- Bellégo, C., Benatia, D., & Dortet-Bernadet, V. (2024). The chained difference-in-differences. *Journal of Econometrics*, 105783.
- Bloom, N., Liang, J., Roberts, J., & Ying, Z. J. (2015). Does working from home work? evidence from a chinese experiment. *The Quarterly journal of economics*, 130(1), 165–218.
- Bobonis, G. J. (2011). The impact of conditional cash transfers on marriage and divorce. *Economic Development and cultural change*, 59(2), 281–312.
- Borusyak, K., Jaravel, X., & Spiess, J. (2024). Revisiting event-study designs: robust and efficient estimation. *Review of Economic Studies*, rdae007.
- Callaway, B. (2023). Difference-in-differences for policy evaluation. *Handbook of Labor, Human Resources and Population Economics*, 1–61.
- Callaway, B., & Sant’Anna, P. H. (2021). Difference-in-differences with multiple time periods. *Journal of econometrics*, 225(2), 200–230.
- Calónico, S., & Smith, J. (2017). The women of the national supported work demonstration. *Journal of Labor Economics*, 35(S1), S65–S97.
- Chen, X., & Flores, C. A. (2015). Bounds on treatment effects in the presence of sample selection and noncompliance: the wage effects of job corps. *Journal of Business & Economic Statistics*, 33(4), 523–540.
- Das, M. (2004). Simple estimators for nonparametric panel data models with sample attrition. *Journal of Econometrics*, 120(1), 159–180.
- Das, M., Newey, W. K., & Vella, F. (2003). Nonparametric estimation of sample selection

- models. *The Review of Economic Studies*, 70(1), 33–58.
- Finkelstein, A. (2002). The effect of tax subsidies to employer-provided supplementary health insurance: evidence from canada. *Journal of Public Economics*, 84(3), 305–339.
- Frangakis, C. E., & Rubin, D. B. (2002). Principal stratification in causal inference. *Biometrics*, 58(1), 21–29.
- Frölich, M., & Huber, M. (2014). Treatment evaluation with multiple outcome periods under endogeneity and attrition. *Journal of the American Statistical Association*, 109(508), 1697–1711.
- Ghanem, D., Hirshleifer, S., Kédagni, D., & Ortiz-Becerra, K. (2024). Correcting attrition bias using changes-in-changes. *Journal of Econometrics*, 241(2), 105737.
- Goldsmith-Pinkham, P. (2024). Tracking the credibility revolution across fields. *arXiv preprint arXiv:2405.20604*.
- Goodman-Bacon, A. (2021). Difference-in-differences with variation in treatment timing. *Journal of econometrics*, 225(2), 254–277.
- Heckman, J. (1976). The common structure of statistical models of truncation, sample selection and limited dependent variables and a simple estimator for such models. *Annals of economic and social measurement*, 5(4), 475–492.
- Heckman, J. (1979). Sample selection bias as a specification error. *Econometrica: Journal of the econometric society*, 153–161.
- Holzer, H. J., Block, R. N., Cheatham, M., & Knott, J. H. (1993). Are training subsidies for firms effective? the michigan experience. *ILR Review*, 46(4), 625–636.
- Huber, M. (2014). Treatment evaluation in the presence of sample selection. *Econometric Reviews*, 33(8), 869–905.
- Huber, M., & Mellace, G. (2015). Sharp bounds on causal effects under sample selection. *Oxford bulletin of economics and statistics*, 77(1), 129–151.
- Imai, K. (2008). Sharp bounds on the causal effects in randomized experiments with “truncation-by-death”. *Statistics & probability letters*, 78(2), 144–149.
- Imbens, G. W., & Angrist, J. D. (1994). Identification and estimation of local average treatment effects. *Econometrica*, 62(2), 467–475.
- Imbens, G. W., & Manski, C. F. (2004). Confidence intervals for partially identified parameters.

- Econometrica*, 72(6), 1845–1857.
- Kyriazidou, E. (1997). Estimation of a panel data sample selection model. *Econometrica: Journal of the Econometric Society*, 1335–1364.
- LaLonde, R. J. (1986). Evaluating the econometric evaluations of training programs with experimental data. *The American economic review*, 604–620.
- Lechner, M., Rodriguez-Planas, N., & Fernández Kranz, D. (2016). Difference-in-difference estimation by fe and ols when there is panel non-response. *Journal of Applied Statistics*, 43(11), 2044–2052.
- Lee, D. (2009). Training, wages, and sample selection: Estimating sharp bounds on treatment effects. *Review of Economic Studies*, 76(3), 1071–1102. doi: 10.1111/j.1467-937X.2009.00536.x
- Manski, C. F. (2011, 07). Policy Analysis with Incredible Certitude. *The Economic Journal*, 121(554), F261-F289. Retrieved from <https://doi.org/10.1111/j.1468-0297.2011.02457.x> doi: 10.1111/j.1468-0297.2011.02457.x
- Meyer, B. D., Viscusi, W. K., & Durbin, D. (1990). *Workers' compensation and injury duration: evidence from a natural experiment*. National Bureau of Economic Research Cambridge, Mass., USA.
- Negi, A. (2024). Doubly weighted m-estimation for nonrandom assignment and missing outcomes. *Journal of Causal Inference*, 12(1), 20230016.
- Newey, W. K., & McFadden, D. (1994). Large sample estimation and hypothesis testing. *Handbook of econometrics*, 4, 2111–2245.
- Powell, J. L. (1989). Semiparametric estimation of censored selection models. *Department of Economics, University of Wisconsin-Madison*.
- Rochina-Barrachina, M. E. (1999). A new estimator for panel data sample selection models. *Annales d'Economie et de Statistique*, 153–181.
- Sant'Anna, P. H., & Xu, Q. (2023). Difference-in-differences with compositional changes. *arXiv preprint arXiv:2304.13925*.
- Sant'Anna, P. H., & Zhao, J. (2020). Doubly robust difference-in-differences estimators. *Journal of econometrics*, 219(1), 101–122.
- Semenova, V. (2020). Generalized lee bounds. *arXiv preprint arXiv:2008.12720*.

- Semykina, A., & Wooldridge, J. M. (2010). Estimating panel data models in the presence of endogeneity and selection. *Journal of Econometrics*, *157*(2), 375–380.
- Shin, S. (2024). Difference-in-differences design with outcomes missing not at random. *arXiv preprint arXiv:2411.18772*.
- Sun, L., & Abraham, S. (2021). Estimating dynamic treatment effects in event studies with heterogeneous treatment effects. *Journal of econometrics*, *225*(2), 175–199.
- Tamer, E. (2010). Partial identification in econometrics. *Annu. Rev. Econ.*, *2*(1), 167–195.
- Wooldridge, J. M. (1995). Selection corrections for panel data models under conditional mean independence assumptions. *Journal of econometrics*, *68*(1), 115–132.
- Wooldridge, J. M. (2007). Inverse probability weighted estimation for general missing data problems. *Journal of econometrics*, *141*(2), 1281–1301.
- Zhang, J. L., & Rubin, D. B. (2003). Estimation of causal effects via principal stratification when some outcomes are truncated by “death”. *Journal of Educational and Behavioral Statistics*, *28*(4), 353–368.
- Zhang, J. L., Rubin, D. B., & Mealli, F. (2008). Evaluating the effects of job training programs on wages through principal stratification. In *Modelling and evaluating treatment effects in econometrics* (Vol. 21, pp. 117–145). Emerald Group Publishing Limited.

A Extension to Repeated Cross-section

In many cases, the researcher might only have access to repeated cross-sections of the population of interest. In that case, DiD can still be implemented by comparing the changes in outcomes for the treated and control groups, even though one can no longer match individuals/units over time (Abadie, 2005; Finkelstein, 2002; Meyer et al., 1990; Sant’Anna & Zhao, 2020). That setting is challenging in the presence of sample selection, as we cannot rely on information from subsamples of units observed in both periods or even calculate changes in outcome for specific individuals, as we did in Section 4. Nevertheless, we can still partially identify the ATT for a latent group of always-observed individuals, as defined below.

Let T be an indicator for the post-treatment period, such that it equals one if a unit is observed in the post-treatment period and zero otherwise. Then, the latent outcome and observed selection is given by

$$Y^* = T \cdot Y_1^* + (1 - T) \cdot Y_0^* \text{ and } S = T \cdot S_1 + (1 - T) \cdot S_0,$$

and $Y = S \cdot Y^*$. We develop this scenario with the sampling assumption of no compositional changes. This is a frequently imposed assumption with cross-section data (Abadie, 2005; Callaway & Sant’Anna, 2021), and requires sampling observations from the same population across the two periods. Formally,

Assumption A.1 (Sampling assumption). *Assume that $\{(Y_i, D_i, T_i); i = 1, 2, \dots, N\}$ consists of independent and identically distributed draws from the following mixture distribution,*

$$\begin{aligned} \mathbb{P}[Y \leq y, D = d, S = s, T = t] &= \lambda \cdot t \cdot \mathbb{P}[Y_1^* \leq y, D = d, S_1 = s | T = 1] \\ &+ (1 - \lambda) \cdot (1 - t) \cdot \mathbb{P}[Y_0^* \leq y, D = d, S_0 = s | T = 0] \end{aligned}$$

where $\lambda \equiv \mathbb{P}[T = 1] \in (0, 1)$ reflects the proportion of observations sampled in the post-treatment period with the joint distribution of D being invariant to T .

The repeated cross-sections DiD estimand that ignores sample selection is

$$\begin{aligned} \tau_{DiDs}^{rc} &\equiv \mathbb{E}[Y | D = 1, T = 1, S = 1] - \mathbb{E}[Y | D = 1, T = 0, S = 1] \\ &- \mathbb{E}[Y | D = 0, T = 1, S = 1] + \mathbb{E}[Y | D = 0, T = 0, S = 1] \end{aligned}$$

and simply compares the observed outcomes for treated and untreated groups in the pre-treatment and post-treatment periods.

Since we don’t observe the same individuals in both time periods, we define the latent subgroups for each period $T = t$ as follows:

Table A.1: Latent groups based on sample selection at $T = t$

$S_t(0)$	$S_t(1)$	$G = g$
1	1	OO
1	0	ON
0	1	NO
0	0	NN

The relationship between the observed and latent groups is given in the table below:

Table A.2: Observed and latent groups with repeated cross-sections

T=0			T=1		
S	D=0	D=1	S	D=0	D=1
0	NN	NN	0	NN, NO	ON, NN
1	OO	OO	1	ON, OO	NO, OO

To be able to partially identify the ATT for the OO group and characterize the bias for the naive DiD estimator in the repeated cross-sections case, we impose a PTO condition similar to Assumption 2 in the main text.

Assumption A.2 (Parallel trends for the OO group).

$$\mathbb{E}[Y_1^*(0)|D = 1, T = 1, OO] - \mathbb{E}[Y_0^*(0)|D = 1, T = 0, OO] = \mathbb{E}[Y_1^*(0)|D = 0, T = 1, OO] - \mathbb{E}[Y_0^*(0)|D = 0, T = 0, OO].$$

Lemma A.1 (Bias of τ_{DiDs}^{rc}). *Under the Assumptions 1, 3, A.1 and A.2, the DiD estimand for the observed group with repeated cross-section, τ_{DiDs}^{rc} , can be decomposed as*

$$\begin{aligned} \tau_{DiDs}^{rc} &= q_{OO11} \cdot \tau_{OO} + (1 - q_{OO11}) \cdot \tau_{NO} + (1 - q_{OO11}) \cdot (\mathbb{E}[Y_1^*(0)|D = 1, T = 1, NO] \\ &\quad - \mathbb{E}[Y_1^*(0)|D = 1, T = 1, OO]) \end{aligned}$$

where $q_{OO11} = \pi_{OO11}/(\pi_{OO11} + \pi_{NO11})$, $\pi_{gdt} = \mathbb{P}[G = g, D = d, T = t] = \mathbb{P}[S_1(0) = s', S_1(1) = s'', D = d, T = t]$.

Proof is provided in Appendix C.12. Similar to the case of a two-period panel, the naive DiD applied to repeated cross-section involves a weighted average of treatment effects for the always-observed (OO) and observed-when-treated (NO) plus a term which reflects the average differences in outcomes in the absence of treatment between the OO and NO groups among

those treated in the post-treatment period. Since we can no longer track individuals observed in the post-treatment period in the baseline, the OO and NO groups average over S_0 . Similar as before, the extent of the bias here depends on two factors; the share of OO in the $D = 1, T = 1$ group and how different the average untreated potential outcomes are between the two latent types. If $S_1(0)$ is exogenous to $Y_1^*(0)$, the bias disappears and τ_{DiDs}^{rc} has a causal interpretation. Note, however, that this assumption is stronger than requiring selection to be exogenous to the trends of the untreated potential outcome (as in the case when panel data is available).

A.1 Bounds for τ_{OO}

To bound the ATT for OO, we start by showing that a hypothetical DiD estimand for the OO group would correctly recover τ_{OO} .

$$\begin{aligned}
& \mathbb{E}[Y|D = 1, T = 1, OO] - \mathbb{E}[Y|D = 1, T = 0, OO] - \mathbb{E}[Y|D = 0, T = 1, OO] + \mathbb{E}[Y|D = 0, T = 0, OO] \\
&= \mathbb{E}[Y_1^*(1)|D = 1, T = 1, OO] - \mathbb{E}[Y_0^*(1)|D = 1, T = 0, OO] \\
&\quad - \mathbb{E}[Y_1^*(0)|D = 0, T = 1, OO] + \mathbb{E}[Y_0^*(0)|D = 0, T = 0, OO] \\
&= \mathbb{E}[Y_1^*(1)|D = 1, T = 1, OO] - \mathbb{E}[Y_0^*(0)|D = 1, T = 0, OO] && \text{(Assumption 1)} \\
&\quad - \mathbb{E}[Y_1^*(0)|D = 0, T = 1, OO] + \mathbb{E}[Y_0^*(0)|D = 0, T = 0, OO] \\
&= \mathbb{E}[Y_1^*(1) - Y_1^*(0)|D = 1, T = 1, OO] = \tau_{OO} && \text{(Assumption A.2)}
\end{aligned}$$

In order to bound τ_{OO} we can partially identify each of the four expectations in the second and third lines of the display above. First, consider the group of individuals observed to be treated in the post-treatment period.

$$\begin{aligned}
\mathbb{E}[Y|D = 1, T = 1, S = 1] &= \mathbb{E}[Y_1^*(1)|D = 1, T = 1, OO] \cdot q_{OO11} \\
&\quad + \mathbb{E}[Y_1^*(1)|D = 1, T = 1, NO] \cdot (1 - q_{OO11}) && \text{(A.1)}
\end{aligned}$$

where $q_{OO11} = \frac{\pi_{OO11}}{\pi_{OO11} + \pi_{NO11}}$. Second, consider the group that is observed to be untreated in the post-treatment period.

$$\begin{aligned}
\mathbb{E}[Y|D = 0, T = 1, S = 1] &= \mathbb{E}[Y_1^*(0)|D = 0, T = 1, OO] \cdot q_{OO01} \\
&\quad + \mathbb{E}[Y_1^*(0)|D = 0, T = 1, ON] \cdot (1 - q_{OO01}) && \text{(A.2)}
\end{aligned}$$

where $q_{OO01} = \frac{\pi_{OO01}}{\pi_{OO01} + \pi_{ON01}}$. While the two groups above do not point identify $\mathbb{E}[Y_1^*(1)|D = 1, T = 1, OO]$ and $\mathbb{E}[Y_1^*(0)|D = 0, T = 1, OO]$, they provide the opportunity to partially identify these quantities using the trimming procedure of Lee (2009), as it will be shown below.

For the groups observed in the pre-treatment period, the desired expectations are point

identified.

$$\begin{aligned}\mathbb{E}[Y|D = 1, T = 0, S = 1] &= \mathbb{E}[Y_0^*(1)|D = 1, T = 0, S_0(1) = 1] \\ &= \mathbb{E}[Y_0^*(0)|D = 1, T = 0, OO] \quad (\text{Assumption 1})\end{aligned}$$

Similarly, if we consider the untreated group observed in the pre-treatment period, then

$$\begin{aligned}\mathbb{E}[Y|D = 0, T = 0, S = 1] &= \mathbb{E}[Y_0^*(0)|D = 0, T = 0, S_0(0) = 1] \\ &= \mathbb{E}[Y_0^*(0)|D = 0, T = 0, OO]. \quad (\text{Assumption 1})\end{aligned}$$

Finally, bound the $\mathbb{E}[Y_1^*(1)|D = 1, T = 1, OO]$ by the same trimming strategy in the main text,

$$\begin{aligned}LB_{OO11} &= \mathbb{E}[Y|D = 1, T = 1, S = 1, Y \leq F_{Y|111}^{-1}(q_{OO11})] \\ UB_{OO11} &= \mathbb{E}[Y|D = 1, T = 1, S = 1, Y > F_{Y|111}^{-1}(1 - q_{OO11})]\end{aligned}$$

where $F_{Y|111}^{-1}(\cdot)$ is the quantile function of the distribution of Y given $D = 1, T = 1, S = 1$.

Similarly, we can obtain the lower and upper bounds for $\mathbb{E}[Y_1^*(0)|D = 0, T = 1, OO]$ as

$$\begin{aligned}LB_{OO01} &= \mathbb{E}[Y|D = 0, T = 1, S = 1, Y \leq F_{Y|011}^{-1}(q_{OO01})] \\ UB_{OO01} &= \mathbb{E}[Y|D = 0, T = 1, S = 1, Y > F_{Y|011}^{-1}(1 - q_{OO01})].\end{aligned}$$

Combining the bounds for $\mathbb{E}[Y_1^*(0)|D = 0, T = 1, OO]$ and $\mathbb{E}[Y_1^*(1)|D = 1, T = 1, OO]$ along with point-identification of the other two expectations, we can say that τ_{OO} lies in the interval

$$\begin{aligned} & [LB_{OO11} - UB_{OO01} - \mathbb{E}[Y|D = 1, T = 0, S = 1] + \mathbb{E}[Y|D = 0, T = 0, S = 1], \\ & UB_{OO11} - LB_{OO01} - \mathbb{E}[Y|D = 1, T = 0, S = 1] + \mathbb{E}[Y|D = 0, T = 0, S = 1]]. \quad (\text{A.3})\end{aligned}$$

The remaining challenge is the identification of the mixing weights for the trimming procedure, which we tackle under different assumptions below.

A.2 Identification of Mixing Weights and τ_{OO} without Monotonicity

We now shift attention to identifying the mixing weights q_{OO11} and q_{OO01} from the observed data. Consider the probability,

$$\begin{aligned}\mathbb{P}[S = 1|D = 1, T = 1] &= \mathbb{P}[S_1(1) = 1|D = 1, T = 1] \\ &= \mathbb{P}[S_1(0) = 1, S_1(1) = 1|D = 1, T = 1] + \mathbb{P}[S_1(0) = 0, S_1(1) = 1|D = 1, T = 1] \\ &= \frac{\pi_{OO11}}{\mathbb{P}[D = 1, T = 1]} + \frac{\pi_{NO11}}{\mathbb{P}[D = 1, T = 1]}\end{aligned}$$

Next, consider the probability

$$\begin{aligned}
\mathbb{P}[S = 1|D = 0, T = 1] &= \mathbb{P}[S_1(0) = 1|D = 0, T = 1] \\
&= \mathbb{P}[S_1(0) = 1, S_1(1) = 1|D = 0, T = 1] + \mathbb{P}[S_1(0) = 1, S_1(1) = 0|D = 0, T = 1] \\
&= \frac{\pi_{OO01}}{\mathbb{P}[D = 0, T = 1]} + \frac{\pi_{NO01}}{\mathbb{P}[D = 0, T = 1]}
\end{aligned}$$

The probability $\mathbb{P}[S_1(0) = 1, S_1(1) = 1|D = d, T = 1]$ can be partially identified using the following Frchet bounds:

$$\begin{aligned}
\mathbb{P}[S_1(0) = 1, S_1(1) = 1|D = d, T = 1] &\in [\max\{\mathbb{P}[S_1(0) = 1|D = d, T = 1] + \mathbb{P}[S_1(1) = 1|D = d, T = 1] - 1, 0\}, \\
&\quad \min\{\mathbb{P}[S_1(0) = 1|D = d, T = 1], \mathbb{P}[S_1(1) = 1|D = d, T = 1]\}].
\end{aligned}$$

Note that the probabilities of potential selection into the sample $\mathbb{P}[S_1(0) = 1|D = 0, T = 1]$ and $\mathbb{P}[S_1(1) = 1|D = 1, T = 1]$ can be directly point identified from the observed data. However, we still need to identify their counterfactual versions $\mathbb{P}[S_1(0) = 1|D = 1, T = 1]$ and $\mathbb{P}[S_1(1) = 1|D = 0, T = 1]$, respectively. Similarly to the case for panel data discussed in Section 4, we consider assumptions about the relationship of the potential sample selection across treatment groups.

Assumption A.3 (Stable trends in selection).

- (a) $\mathbb{P}[S_1(0) = 1|D = 1, T = 1] = \mathbb{P}[S_1(0) = 1|D = 0, T = 1]$. OR parallel trends in selection as follows: $\mathbb{P}[S_1(0) = 1|D = 1, T = 1] - \mathbb{P}[S_0(0) = 1|D = 1, T = 0] = \mathbb{P}[S_1(0) = 1|D = 0, T = 1] - \mathbb{P}[S_0(0) = 1|D = 0, T = 0]$.
- (b) $\mathbb{P}[S_1(1) = 1|D = 1, T = 1] = \mathbb{P}[S_1(1) = 1|D = 0, T = 1]$. OR parallel trends in selection as follows: $\mathbb{P}[S_1(1) = 1|D = 1, T = 1] - \mathbb{P}[S_0(1) = 1|D = 1, T = 0] = \mathbb{P}[S_1(1) = 1|D = 0, T = 1] - \mathbb{P}[S_0(1) = 1|D = 0, T = 0]$.

Note that Assumption A.3(a) allows us to identify $\mathbb{P}[S_1(0) = 1|D = 1, T = 1]$ as $\mathbb{P}[S_1(0) = 1|D = 0, T = 1] = \mathbb{P}[S_1 = 1|D = 0, T = 1]$, or if we use the parallel trends in selection version of the assumption,

$$\begin{aligned}
\mathbb{P}[S_1(0) = 1|D = 1, T = 1] &= \mathbb{P}[S_1(0) = 1|D = 0, T = 1] - \mathbb{P}[S_0(0) = 1|D = 0, T = 0] \\
&\quad + \mathbb{P}[S_0(0) = 1|D = 1, T = 0] \\
&= \mathbb{P}[S_1 = 1|D = 0, T = 1] - \mathbb{P}[S_0 = 1|D = 0, T = 0] \\
&\quad + \mathbb{P}[S_0 = 1|D = 1, T = 0]. \tag{Assumption 1}
\end{aligned}$$

Similarly, Assumption A.3(b) identifies $\mathbb{P}[S_1(1) = 1|D = 0, T = 1]$ as $\mathbb{P}[S_1(1) = 1|D = 1, T = 1] = \mathbb{P}[S_1 = 1|D = 1, T = 1]$ or using the parallel trends in selection, we get

$$\begin{aligned}\mathbb{P}[S_1(1) = 1|D = 0, T = 1] &= \mathbb{P}[S_1(1) = 1|D = 1, T = 1] - \mathbb{P}[S_0(1) = 1|D = 1, T = 0] \\ &\quad + \mathbb{P}[S_0(1) = 1|D = 0, T = 0] \\ &= \mathbb{P}[S_1 = 1|D = 1, T = 1] - \mathbb{P}[S_0 = 1|D = 1, T = 0] \\ &\quad + \mathbb{P}[S_0 = 1|D = 0, T = 0].\end{aligned}\tag{Assumption 1}$$

This leads to the partial identification of $\mathbb{P}[S_1(0) = 1, S_1(1) = 1|D = d, T = 1]$ as follows, depending on which version of the assumption we impose:

Lemma A.2. (a) Under Assumptions 1 and A.3(a),

$$\begin{aligned}\mathbb{P}[S_1(0) = 1, S_1(1) = 1|D = 1, T = 1] &\in [\max\{\mathbb{P}[S_1 = 1|D = 0, T = 1] + \mathbb{P}[S_1 = 1|D = 1, T = 1] - 1, 0\}, \\ &\quad \min\{\mathbb{P}[S_1 = 1|D = 0, T = 1], \mathbb{P}[S_1 = 1|D = 1, T = 1]\}] \end{aligned}\tag{A.4}$$

OR

$$\begin{aligned}\mathbb{P}[S_1(0) = 1, S_1(1) = 1|D = 1, T = 1] &\in [\max\{\mathbb{P}[S_1 = 1|D = 0, T = 1] - \mathbb{P}[S_0 = 1|D = 0, T = 0] \\ &\quad + \mathbb{P}[S_0 = 1|D = 1, T = 0] + \mathbb{P}[S_1 = 1|D = 1, T = 1] - 1, 0\}, \\ &\quad \min\{\mathbb{P}[S_1 = 1|D = 0, T = 1] - \mathbb{P}[S_0 = 1|D = 0, T = 0] \\ &\quad + \mathbb{P}[S_0 = 1|D = 1, T = 0], \mathbb{P}[S_1 = 1|D = 1, T = 1]\}] \end{aligned}\tag{A.5}$$

(b) Under Assumptions 1 and A.3(b),

$$\begin{aligned}\mathbb{P}[S_1(0) = 1, S_1(1) = 1|D = 0, T = 1] &\in [\max\{\mathbb{P}[S_1 = 1|D = 0, T = 1] + \mathbb{P}[S_1 = 1|D = 1, T = 1] - 1, 0\}, \\ &\quad \min\{\mathbb{P}[S_1 = 1|D = 0, T = 1], \mathbb{P}[S_1 = 1|D = 1, T = 1]\}] \end{aligned}\tag{A.6}$$

OR

$$\begin{aligned}\mathbb{P}[S_1(0) = 1, S_1(1) = 1|D = 0, T = 1] &\in [\max\{\mathbb{P}[S_1 = 1|D = 0, T = 1] + \mathbb{P}[S_1 = 1|D = 1, T = 1] \\ &\quad - \mathbb{P}[S_0 = 1|D = 1, T = 0] + \mathbb{P}[S_0 = 1|D = 0, T = 0] - 1, 0\}, \\ &\quad \min\{\mathbb{P}[S_1 = 1|D = 0, T = 1], \mathbb{P}[S_1 = 1|D = 1, T = 1] \\ &\quad - \mathbb{P}[S_0 = 1|D = 1, T = 0] + \mathbb{P}[S_0 = 1|D = 0, T = 0]\}] \end{aligned}\tag{A.7}$$

Proof of Lemma A.2 can be found in Appendix C.13.

Similarly, to the panel data case, we can use Lemma A.2 to bound q_{0011} and q_{0001} . Let ν_d denote any value in the identified set for $\mathbb{P}[S_1(0) = 1, S_1(1) = 1|D = d, T = 1]$ and

$q_{gd1}(\nu_d) = \frac{\nu_d}{\mathbb{P}[S_1(d)=1|D=d,T=1]}$. Then, the least favorable values of LB_{OO11} and UB_{OO11} are obtained at the lowest value of the proportion of always-observed among the treated in the post-treatment period, denoted ν_1^l . These are given by

$$LB_{OO11}(\nu_1^l) = \mathbb{E}[Y|D = 1, T = 1, S = 1, Y \leq F_{Y|111}^{-1}(q_{OO11}(\nu_1^l))] \quad (\text{A.8})$$

$$UB_{OO11}(\nu_1^l) = \mathbb{E}[Y|D = 1, T = 1, S = 1, Y > F_{Y|111}^{-1}(1 - q_{OO11}(\nu_1^l))] \quad (\text{A.9})$$

Similarly, the least favorable values of LB_{OO01} and UB_{OO01} are obtained at the lowest value of the proportion of always-observed among the untreated in the post-treatment period q_{OO01} , which we denote ν_0^l . These are given by

$$LB_{OO01}(\nu_0^l) = \mathbb{E}[Y|D = 0, T = 1, S = 1, Y \leq F_{Y|011}^{-1}(q_{OO01}(\nu_0^l))] \quad (\text{A.10})$$

$$UB_{OO01}(\nu_0^l) = \mathbb{E}[Y|D = 0, T = 1, S = 1, Y > F_{Y|011}^{-1}(1 - q_{OO01}(\nu_0^l))] \quad (\text{A.11})$$

Combining (A.8)-(A.11) together with the bounds for τ_{OO} along with the identified sets for the probabilities, we can formally state the partial identification results for τ_{OO} .

Theorem 6 (Bounds for τ_{OO}). *Under the Assumptions 1, A.2, A.3(a) and A.3(b), bounds on the treatment effect on the treated for the always observed group in the post-treatment period (τ_{OO}) lies in the interval $[LB_{\tau_{OO}}, UB_{\tau_{OO}}]$ where,*

$$LB_{\tau_{OO}} = \mathbb{E}[Y|D = 1, T = 1, S = 1, Y \leq F_{Y|111}^{-1}(q_{OO11}(\nu_1^l))] - \mathbb{E}[Y|D = 0, T = 1, S = 1, Y \leq F_{Y|011}^{-1}(q_{OO01}(\nu_0^l))] \\ - \mathbb{E}[Y|D = 1, T = 0, S = 1] + \mathbb{E}[Y|D = 0, T = 0, S = 1],$$

$$UB_{\tau_{OO}} = \mathbb{E}[Y|D = 1, T = 1, S = 1, Y > F_{Y|111}^{-1}(1 - q_{OO11}(\nu_1^l))] - \mathbb{E}[Y|D = 0, T = 1, S = 1, Y \leq F_{Y|011}^{-1}(q_{OO01}(\nu_0^l))] \\ - \mathbb{E}[Y|D = 1, T = 0, S = 1] + \mathbb{E}[Y|D = 0, T = 0, S = 1]$$

where,

$$q_{OO11}(\nu_1^l) = \frac{\max\{\mathbb{P}[S_1 = 1|D = 0, T = 1] + \mathbb{P}[S_1 = 1|D = 1, T = 1] - 1, 0\}}{\mathbb{P}[S_1 = 1|D = 1, T = 1]},$$

$$q_{OO01}(\nu_0^l) = \frac{\max\{\mathbb{P}[S_1 = 1|D = 0, T = 1] + \mathbb{P}[S_1 = 1|D = 1, T = 1] - 1, 0\}}{\mathbb{P}[S_1 = 1|D = 0, T = 1]}.$$

OR

$$q_{OO11}(\nu_1^l) = \frac{\max\{\mathbb{P}[S_1 = 1|D = 0, T = 1] - \mathbb{P}[S_0 = 1|D = 0, T = 0] + \mathbb{P}[S_0 = 1|D = 1, T = 0] + \mathbb{P}[S_1 = 1|D = 1, T = 1] - 1, 0\}}{\mathbb{P}[S_1 = 1|D = 1, T = 1]},$$

$$q_{OO01}(\nu_0^l) = \frac{\max\{\mathbb{P}[S_1 = 1|D = 0, T = 1] + \mathbb{P}[S_1 = 1|D = 1, T = 1] - \mathbb{P}[S_0 = 1|D = 1, T = 0] + \mathbb{P}[S_0 = 1|D = 0, T = 0] - 1, 0\}}{\mathbb{P}[S_1 = 1|D = 0, T = 1]}.$$

The proof of Theorem 6 is given in Appendix C.14.

A.3 Identification of Mixing Weights and τ_{OO} with Monotonicity

In this subsection, we consider the identification of the mixing weights and τ_{OO} in the repeated cross-section case under the monotonicity in selection assumption. Without loss of generality,

assume positive monotonicity, which rules out the ‘ON’ stratum for those who are observed to be untreated in the post-treatment period. This helps to point identify the mixing weights as described in the result below.

Lemma A.3. *Under Assumptions 1 and 3 (positive monotonicity), we obtain $q_{OO11} = \frac{\mathbb{P}[S_1(0)=1|D=1,T=1]}{\mathbb{P}[S_1(1)=1|D=1,T=1]}$ and $q_{OO01} = 1$.*

Proof of Lemma A.3 is given in Appendix C.15

Given the results in Lemma A.3, $\mathbb{E}[Y_1^*(0)|D = 0, T = 1, OO]$ is the point identified since the group that is untreated in the post-treatment period only contains the OO subgroup. This also means that we no longer require Assumption A.3(b) since $q_{OO01} = 1$ under positive monotonicity.

When it comes to identifying $q_{OO11} = \frac{\mathbb{P}[S_1(0)=1|D=1,T=1]}{\mathbb{P}[S_1(1)=1|D=1,T=1]}$, MS does not provide enough information, even though it implies that $0 < \mathbb{P}[S_1(0) = 1|D = 1, T = 1] \leq \mathbb{P}[S_1(1)|D = 1, T = 1] = \mathbb{P}[S_1|D = 1, T = 1]$. If we additionally assume Assumption A.3(a) then $q_{OO11} = \frac{\mathbb{P}[S_1=1|D=0,T=1]}{\mathbb{P}[S_1=1|D=1,T=1]}$
OR

$$\begin{aligned} q_{OO11} &= \frac{\mathbb{P}[S_1(0) = 1|D = 0, T = 1] - \mathbb{P}[S_0(0) = 1|D = 0, T = 0] + \mathbb{P}[S_0(0) = 1|D = 1, T = 0]}{\mathbb{P}[S_1 = 1|D = 1, T = 1]} \\ &= \frac{\mathbb{P}[S_1 = 1|D = 0, T = 1] - \mathbb{P}[S_0 = 1|D = 0, T = 0] + \mathbb{P}[S_0 = 1|D = 1, T = 0]}{\mathbb{P}[S_1 = 1|D = 1, T = 1]} \end{aligned}$$

We therefore propose bounds for τ_{OO} under monotonicity as follows:

Theorem 7 (Bounds for τ_{OO} under positive monotonicity). *Under the Assumptions 1,3, A.2, and A.3(a), bounds on the treatment effect on the treated for the always observed group (τ_{OO}) lies in the interval $[LB'_{\tau_{OO}}, UB'_{\tau_{OO}}]$ where,*

$$LB'_{\tau_{OO}} = LB'_{OO11} - \mathbb{E}[Y|D = 0, T = 1, S = 1] - \mathbb{E}[Y|D = 1, T = 0, S = 1] + \mathbb{E}[Y|D = 0, T = 0, S = 1],$$

$$UB'_{\tau_{OO}} = UB'_{OO11} - \mathbb{E}[Y|D = 0, T = 1, S = 1] - \mathbb{E}[Y|D = 1, T = 0, S = 1] + \mathbb{E}[Y|D = 0, T = 0, S = 1]$$

where,

$$LB'_{OO11} = \mathbb{E}[Y|D = 1, T = 1, S = 1, Y \leq F_{Y|111}^{-1}(q_{OO11})]$$

$$UB'_{OO11} = \mathbb{E}[Y|D = 1, T = 1, S = 1, Y > F_{Y|111}^{-1}(1 - q_{OO11})]$$

where $q_{OO11} = \frac{\mathbb{P}[S_1=1|D=0,T=1]}{\mathbb{P}[S_1=1|D=1,T=1]}$ OR $q_{OO11} = \frac{\mathbb{P}[S_1=1|D=0,T=1] - \mathbb{P}[S_0=1|D=0,T=0] + \mathbb{P}[S_0=1|D=1,T=0]}{\mathbb{P}[S_1=1|D=1,T=1]}$.

The proof of Theorem 7 is given in Appendix C.16.

B Extension to Staggered Adoption

Recent developments in the DiD literature have highlighted the challenges and opportunities associated with having treatment rolled-out in a staggered fashion, that is, in which different parts of the treated population receive treatment at different periods (Borusyak, Jaravel, & Spiess, 2024; Callaway & Sant’Anna, 2021; Goodman-Bacon, 2021; Sun & Abraham, 2021). While a full consideration of endogenous sample selection for DiD with staggered treatment adoption is beyond the scope of this paper, the framework developed in Section 2 can be usefully adapted to comparisons of periods (2×2) in the staggered setting.

Consider an arbitrary number of time periods, $t = 0, 1, \dots, T$. Following this literature, we assume that the treatment is irreversible. Let D_t denote treatment status at time period t .

Assumption B.1 (Irreversibility of treatment). *Assume $D_0 = 0$ and for $t = 1, \dots, T$, $D_{t-1} = 1$ implies $D_t = 1$.*

Assumption B.1 states that no one is treated in period 0 and once a unit gets treated, it remains treated in all subsequent periods. In other words, treatment adoption is staggered. Let Γ_γ be a binary variable that is equal to one if the unit is first treated in period γ and define C to be a binary variable that is equal to one if the unit is not treated in any period (i.e. never treated). We define the latent type based on selection in period 0, and the pair of counterfactual selection states in any post-treatment period $t \geq \gamma$, that is, by $(S_0 = s, S_t(0) = s', S_t(1) = s'')$. Let G_t denote this latent type and g be the type denomination.

The parameter of interest, then, is the average treatment effect for the latent type g in period t among units that are first treated in period γ .

$$\tau_{g,\gamma,t} = \mathbb{E}[Y_t^*(\gamma) - Y_t^*(0) | G_t = g, \Gamma_\gamma = 1] \quad (\text{B.1})$$

Notice that (B.1) is Callaway and Sant’Anna (2021)’s disaggregated group-time average treatment effect parameter which has been extended to accommodate sample selection. Therefore, in the current setting, “group” is a joint indication of the first time a unit gets treated and its latent type based on the tuple $(S_0 = s, S_t(0) = s', S_t(1) = s'')$. For example, with three periods (i.e. $t = 0, 1, 2$) and for the group that is treated in period 1, one can identify three treatment effects namely, $\tau_{g,\gamma=1,t=1}, \tau_{g,\gamma=1,t=2}$ and $\tau_{g,\gamma=1,t=3}$.

Following the same logic as for the canonical case discussed in Assumption 2, consider the following parallel trends assumption.

Assumption B.2 (Conditional parallel trend for outcome for latent group (g, γ) in period t).

$$\mathbb{E}[Y_t^*(0) - Y_0^*(0) | G_t = g, \Gamma_\gamma = 1] = \mathbb{E}[Y_t^*(0) - Y_0^*(0) | G_t = g, C = 1] \text{ such that } t \geq \gamma.$$

Assumption (B.2) generalizes the parallel trend assumption to a setting with multiple time periods and states that the evolution of trends in the untreated potential outcomes between

any post-treatment period t and period 0 are the same for latent type g between units that first receive treatment in period γ and those that are never treated.

Assume conditional parallel trends in selection between the group that first receives treatment in period γ , $\Gamma_\gamma = 1$ and the never treated group, $C = 1$.

Assumption B.3. *Conditional parallel trends in selection in period $t \geq \gamma$:*

(a) *Equality in the untreated counterfactual share of individuals observed in period $t \geq \gamma$ conditional on selection status for period 0.*

$$\mathbb{P}[S_t(0) = 1|C = 1, S_0] = \mathbb{P}[S_t(0) = 1|\Gamma_\gamma = 1, S_0]. \quad (\text{B.2})$$

(b) *Equality in the treated counterfactual share of individuals observed in period $t \geq \gamma$ conditional on selection status for period 0.*

$$\mathbb{P}[S_t(1) = 1|\Gamma_\gamma = 1, S_0] = \mathbb{P}[S_t(1) = 1|C = 1, S_0] \quad (\text{B.3})$$

Then, under [Assumptions 1, B.2, B.3\(a\) and B.3\(b\)](#), one can bound the treatment effect for the always observed group among those first treated in period γ in any post-treatment period $t \geq \gamma$ ($\tau_{OOO,\gamma,t}$). In other words, $\tau_{OOO,\gamma,t}$ lies in the interval $[LB_{\tau_{OOO,\gamma,t}}, UB_{\tau_{OOO,\gamma,t}}]$,

$$\begin{aligned} LB_{\tau_{OOO,\gamma,t}} &= \mathbb{E}[Y_t - Y_0 | \Gamma_\gamma = 1, S_0 = 1, S_t = 1, (Y_t - Y_0) \leq F_{\Delta Y|111}^{-1}(p_{OOO,\Gamma_\gamma,t}(v_{1t}^l))] \\ &\quad - \mathbb{E}[Y_t - Y_0 | C = 1, S_0 = 1, S_t = 1, (Y_t - Y_0) > F_{\Delta Y|011}^{-1}(1 - p_{OOO,C,t}(v_{0t}^l))], \\ UB_{\tau_{OOO,\gamma,t}} &= \mathbb{E}[Y_t - Y_0 | \Gamma_\gamma = 1, S_0 = 1, S_t = 1, (Y_t - Y_0) > F_{\Delta Y|111}^{-1}(1 - p_{OOO,\Gamma_\gamma,t}(v_{1t}^l))] \\ &\quad - \mathbb{E}[Y_t - Y_0 | C = 1, S_0 = 1, S_t = 1, (Y_t - Y_0) \leq F_{\Delta Y|011}^{-1}(p_{OOO,C,t}(v_{0t}^l))] \end{aligned}$$

where,

$$\begin{aligned} p_{OOO,\Gamma_\gamma,t}(v_{1t}^l) &= \frac{\max\{\mathbb{P}[S_t = 1|C = 1, S_0 = 1] + \mathbb{P}[S_t = 1|\Gamma_\gamma = 1, S_0 = 1] - 1, 0\}}{\mathbb{P}[S_t = 1|\Gamma_\gamma = 1, S_0 = 1]}, \\ p_{OOO,C,t}(v_{0t}^l) &= \frac{\max\{\mathbb{P}[S_t = 1|C = 1, S_0 = 1] + \mathbb{P}[S_t = 1|\Gamma_\gamma = 1, S_0 = 1] - 1, 0\}}{\mathbb{P}[S_t = 1|C = 1, S_0 = 1]}. \end{aligned}$$

A similar approach could be used if one is willing to impose monotonicity (assumption [3](#) for post-treatment period $t \geq \gamma$) to implement the bounds in [Theorem 2](#). Note that the relevant proportions for the latent groups in period t are obtained by comparing the shares of observed individuals in the initial period and those in the post-treatment period t . Without loss of generality, if we assume positive Monotonicity, then under [Assumptions 1, B.2, and B.3\(a\)](#) we have $\tau_{OOO,\gamma,t}$ lies in the interval $[LB'_{\tau_{OOO,\gamma,t}}, UB'_{\tau_{OOO,\gamma,t}}]$,

$$\begin{aligned} LB'_{\tau_{OOO,\gamma,t}} &= LB'_{OOO,\Gamma_\gamma,t} - \mathbb{E}[Y_t - Y_0 | C = 1, S_0 = 1, S_t = 1], \\ UB'_{\tau_{OOO,\gamma,t}} &= UB'_{OOO,\Gamma_\gamma,t} - \mathbb{E}[Y_t - Y_0 | C = 1, S_0 = 1, S_t = 1] \end{aligned}$$

where,

$$LB'_{OOO,\Gamma_\gamma,t} = \mathbb{E}[Y_t - Y_0 | \Gamma_\gamma = 1, S_0 = 1, S_t = 1, (Y_t - Y_0) \leq F_{\Delta Y|111}^{-1}(p_{OOO,\Gamma_\gamma,t})]$$

$$UB'_{OOO,\Gamma_\gamma,t} = \mathbb{E}[Y_t - Y_0 | \Gamma_\gamma = 1, S_0 = 1, S_t = 1, (Y_t - Y_0) > F_{\Delta Y|111}^{-1}(1 - p_{OOO,\Gamma_\gamma,t})]$$

where $p_{OOO,\Gamma_\gamma,t} = \frac{\mathbb{P}[S_t=1|S_0=1,C=1]}{\mathbb{P}[S_t=1|S_0=1,\Gamma_\gamma=1]}$.

C Proofs of Results

C.1 Proof of Lemma 1

Proof. Consider the DiD estimand for the observed group ($S_0 = 1, S_1 = 1$), denoted as τ_{DiDs} .

$$\tau_{DiDs} = \mathbb{E}[Y_1 - Y_0 | D = 1, S_0 = 1, S_1 = 1] - \mathbb{E}[Y_1 - Y_0 | D = 0, S_0 = 1, S_1 = 1] \quad (\text{C.1})$$

Let $p_{OOO1} = \frac{\pi_{OOO1}}{\pi_{OOO1} + \pi_{ON01}}$. Naturally, $1 - p_{OOO1} = \frac{\pi_{ON01}}{\pi_{OOO1} + \pi_{ON01}}$. Now let us consider $\mathbb{E}[Y_1 - Y_0 | D = 1, S_0 = 1, S_1 = 1]$ which can be decomposed as follows,

$$\begin{aligned} \mathbb{E}[Y_1 - Y_0 | D = 1, S_0 = 1, S_1 = 1] &= \\ &= \mathbb{E}[Y_1^*(1) - Y_0^*(1) | D = 1, S_0 = 1, (S_1(0) = 1, S_1(1) = 1) \text{ or } (S_1(0) = 0, S_1(1) = 1)] \\ &= \mathbb{E}[Y_1^*(1) - Y_0^*(1) | D = 1, OOO] \cdot \frac{\pi_{OOO1}}{\pi_{OOO1} + \pi_{ON01}} \\ &+ \mathbb{E}[Y_1^*(1) - Y_0^*(1) | D = 1, ONO] \cdot \frac{\pi_{ON01}}{\pi_{OOO1} + \pi_{ON01}} \\ &= \mathbb{E}[Y_1^*(1) - Y_0^*(1) | D = 1, OOO] \cdot p_{OOO1} + \mathbb{E}[Y_1^*(1) - Y_0^*(1) | D = 1, ONO] \cdot (1 - p_{OOO1}) \end{aligned}$$

Assumption 1

$$= \mathbb{E}[Y_1^*(1) - Y_0^*(0) | D = 1, OOO] \cdot p_{OOO1} + \mathbb{E}[Y_1^*(1) - Y_0^*(0) | D = 1, ONO] \cdot (1 - p_{OOO1}) \quad (\text{C.2})$$

Similarly, let $p_{OOO0} = \frac{\pi_{OOO0}}{\pi_{OOO0} + \pi_{OON0}}$. Naturally, $1 - p_{OOO0} = \frac{\pi_{OON0}}{\pi_{OOO0} + \pi_{OON0}}$. Then $\mathbb{E}[Y_1 - Y_0 | D = 0, S_0 = 1, S_1 = 1]$ can be decomposed,

$$\begin{aligned} \mathbb{E}[Y_1 - Y_0 | D = 0, S_0 = 1, S_1 = 1] &= \\ &= \mathbb{E}[Y_1^*(0) - Y_0^*(0) | D = 0, S_0 = 1, (S_1(0) = 1, S_1(1) = 1) \text{ or } (S_1(0) = 1, S_1(1) = 0)] \\ &= \mathbb{E}[Y_1^*(0) - Y_0^*(0) | D = 0, OOO] \cdot \frac{\pi_{OOO0}}{\pi_{OOO0} + \pi_{OON0}} \\ &+ \mathbb{E}[Y_1^*(0) - Y_0^*(0) | D = 0, OON] \cdot \frac{\pi_{OON0}}{\pi_{OOO0} + \pi_{OON0}} \\ &= \mathbb{E}[Y_1^*(0) - Y_0^*(0) | D = 0, OOO] \cdot p_{OOO0} + \mathbb{E}[Y_1^*(0) - Y_0^*(0) | D = 0, OON] \cdot (1 - p_{OOO0}) \quad (\text{C.3}) \end{aligned}$$

Combining the results of equation C.2 and equation C.3 with equation C.1, we get

$$\begin{aligned}
\tau_{DiDs} &= \mathbb{E}[Y_1 - Y_0 | D = 1, S_0 = 1, S_1 = 1] - \mathbb{E}[Y_1 - Y_0 | D = 0, S_0 = 1, S_1 = 1] \\
&= \mathbb{E}[Y_1^*(1) - Y_0^*(0) | D = 1, OOO] \cdot p_{OOO1} + \mathbb{E}[Y_1^*(1) - Y_0^*(0) | D = 1, ONO] \cdot (1 - p_{OOO1}) \\
&\quad - \mathbb{E}[Y_1^*(0) - Y_0^*(0) | D = 0, OOO] \cdot p_{OOO0} - \mathbb{E}[Y_1^*(0) - Y_0^*(0) | D = 0, OON] \cdot (1 - p_{OOO0}) \\
&= \tau_{OOO} \cdot p_{OOO1} + \tau_{ONO} \cdot (1 - p_{OOO1}) \\
&\quad + \mathbb{E}[Y_1^*(0) - Y_0^*(0) | D = 1, OOO] \cdot p_{OOO1} + \mathbb{E}[Y_1^*(0) - Y_0^*(0) | D = 1, ONO] \cdot (1 - p_{OOO1}) \\
&\quad - \mathbb{E}[Y_1^*(0) - Y_0^*(0) | D = 0, OOO] \cdot p_{OOO0} - \mathbb{E}[Y_1^*(0) - Y_0^*(0) | D = 0, OON] \cdot (1 - p_{OOO0}) \\
&= \tau_{OOO} \cdot p_{OOO1} + \tau_{ONO} \cdot (1 - p_{OOO1}) \\
&\quad + \{ \mathbb{E}[Y_1^*(0) - Y_0^*(0) | D = 1, OOO] - \mathbb{E}[Y_1^*(0) - Y_0^*(0) | D = 0, OOO] \} \cdot p_{OOO1} \\
&\quad + \mathbb{E}[Y_1^*(0) - Y_0^*(0) | D = 0, OOO] \cdot p_{OOO1} + \mathbb{E}[Y_1^*(0) - Y_0^*(0) | D = 1, ONO] \cdot (1 - p_{OOO1}) \\
&\quad - \mathbb{E}[Y_1^*(0) - Y_0^*(0) | D = 0, OOO] \cdot p_{OOO0} - \mathbb{E}[Y_1^*(0) - Y_0^*(0) | D = 0, OON] \cdot (1 - p_{OOO0})
\end{aligned}$$

Assumption 2

$$\begin{aligned}
&= \tau_{OOO} \cdot p_{OOO1} + \tau_{ONO} \cdot (1 - p_{OOO1}) \\
&\quad + \mathbb{E}[Y_1^*(0) - Y_0^*(0) | D = 0, OOO] \cdot p_{OOO1} + \mathbb{E}[Y_1^*(0) - Y_0^*(0) | D = 1, ONO] \cdot (1 - p_{OOO1}) \\
&\quad - \mathbb{E}[Y_1^*(0) - Y_0^*(0) | D = 0, OOO] \cdot p_{OOO0} - \mathbb{E}[Y_1^*(0) - Y_0^*(0) | D = 0, OON] \cdot (1 - p_{OOO0}) \\
&= \tau_{OOO} \cdot p_{OOO1} + \tau_{ONO} \cdot (1 - p_{OOO1}) \\
&\quad + \{ \mathbb{E}[Y_1^*(0) - Y_0^*(0) | D = 1, ONO] - \mathbb{E}[Y_1^*(0) - Y_0^*(0) | D = 0, ONO] \} \cdot (1 - p_{OOO1}) \\
&\quad + \mathbb{E}[Y_1^*(0) - Y_0^*(0) | D = 0, OOO] \cdot p_{OOO1} + \mathbb{E}[Y_1^*(0) - Y_0^*(0) | D = 0, ONO] \cdot (1 - p_{OOO1}) \\
&\quad - \mathbb{E}[Y_1^*(0) - Y_0^*(0) | D = 0, OOO] \cdot p_{OOO0} - \mathbb{E}[Y_1^*(0) - Y_0^*(0) | D = 0, OON] \cdot (1 - p_{OOO0}) \\
&= \tau_{OOO} \cdot p_{OOO1} + \tau_{ONO} \cdot (1 - p_{OOO1}) \\
&\quad + \{ \mathbb{E}[Y_1^*(0) - Y_0^*(0) | D = 1, ONO] - \mathbb{E}[Y_1^*(0) - Y_0^*(0) | D = 0, ONO] \} \cdot (1 - p_{OOO1}) \\
&\quad + \{ \mathbb{E}[Y_1^*(0) - Y_0^*(0) | D = 0, OOO] - \mathbb{E}[Y_1^*(0) - Y_0^*(0) | D = 0, ONO] \} \cdot p_{OOO1} \\
&\quad + \{ \mathbb{E}[Y_1^*(0) - Y_0^*(0) | D = 0, ONO] - \mathbb{E}[Y_1^*(0) - Y_0^*(0) | D = 0, OON] \} \\
&\quad + \{ \mathbb{E}[Y_1^*(0) - Y_0^*(0) | D = 0, OON] - \mathbb{E}[Y_1^*(0) - Y_0^*(0) | D = 0, OOO] \} \cdot p_{OOO0}
\end{aligned}$$

If we assume positive monotonicity, then $p_{OOO0} = 1$. Therefore, τ_{DiDs} simplifies to just:

$$\begin{aligned}\tau_{DiDs} &= \tau_{OOO} \cdot p_{OOO1} + \tau_{ONO} \cdot (1 - p_{OOO1}) \\ &+ \{ \mathbb{E}[Y_1^*(0) - Y_0^*(0) | D = 1, ONO] - \mathbb{E}[Y_1^*(0) - Y_0^*(0) | D = 0, ONO] \} \cdot (1 - p_{OOO1}) \\ &+ \{ \mathbb{E}[Y_1^*(0) - Y_0^*(0) | D = 0, ONO] - \mathbb{E}[Y_1^*(0) - Y_0^*(0) | D = 0, OOO] \} \cdot (1 - p_{OOO1}).\end{aligned}$$

□

C.2 Proof of Lemma 2

Proof.

(a) For the treated group, $D = 1$, the Frechet bounds are given as

$$\begin{aligned}\mathbb{P}[S_1(0) = 1, S_1(1) = 1 | D = 1, S_0 = 1] &\in [\max\{\mathbb{P}[S_1(0) = 1 | D = 1, S_0 = 1] + \mathbb{P}[S_1(1) = 1 | D = 1, S_0 = 1] - 1, 0\}, \\ &\min\{\mathbb{P}[S_1(0) = 1 | D = 1, S_0 = 1], \mathbb{P}[S_1(1) = 1 | D = 1, S_0 = 1]\}].\end{aligned}\tag{C.4}$$

Notice that

$$\mathbb{P}[S_1(1) = 1 | D = 1, S_0 = 1] = \mathbb{P}[S_1 = 1 | D = 1, S_0 = 1]\tag{C.5}$$

which means that it can be directly identified from observed data. Assumption 4(a) implies that

$$\begin{aligned}\mathbb{P}[S_1(0) = 1 | D = 1, S_0 = 1] &= \mathbb{P}[S_1(0) = 1 | D = 0, S_0 = 1] \\ &= \mathbb{P}[S_1 = 1 | D = 0, S_0 = 1]\end{aligned}\tag{C.6}$$

Plugging (C.5) and (C.6) into (C.4), we get the observable bounds

$$\begin{aligned}\mathbb{P}[S_1(0) = 1, S_1(1) = 1 | D = 1, S_0 = 1] &\in [\max\{\mathbb{P}[S_1 = 1 | D = 0, S_0 = 1] + \mathbb{P}[S_1 = 1 | D = 1, S_0 = 1] - 1, 0\}, \\ &\min\{\mathbb{P}[S_1 = 1 | D = 0, S_0 = 1], \mathbb{P}[S_1 = 1 | D = 1, S_0 = 1]\}].\end{aligned}\tag{C.7}$$

(b) Analogously, using Assumption 4(b) for the $D = 0$ group gets us the observable bounds

$$\begin{aligned}\mathbb{P}[S_1(0) = 1, S_1(1) = 1 | D = 0, S_0 = 1] &\in [\max\{\mathbb{P}[S_1 = 1 | D = 0, S_0 = 1] + \mathbb{P}[S_1 = 1 | D = 1, S_0 = 1] - 1, 0\}, \\ &\min\{\mathbb{P}[S_1 = 1 | D = 0, S_0 = 1], \mathbb{P}[S_1 = 1 | D = 1, S_0 = 1]\}].\end{aligned}\tag{C.8}$$

Equations (C.7) and (C.8) taken together show the result.

□

C.3 Proof of Lemma 3

Proof. Recall that in order to bound τ_{OOO} , we need to identify p_{OOO0} and p_{OOO1} . We can express,

$$\begin{aligned} p_{OOO0} &= \frac{\mathbb{P}[S_1(0) = 1, S_1(1) = 1 | S_0 = 1, D = 0]}{\mathbb{P}[S_1(0) = 1 | S_0 = 1, D = 0]} \\ &= \frac{\mathbb{P}[S_1(0) = 1 | S_0 = 1, D = 0]}{\mathbb{P}[S_1(0) = 1 | S_0 = 1, D = 0]} = 1 \end{aligned}$$

where second equality follows from positive monotonicity. Next, we can also express p_{OOO1} as

$$\begin{aligned} p_{OOO1} &= \frac{\mathbb{P}[S_1(0) = 1, S_1(1) = 1 | S_0 = 1, D = 1]}{\mathbb{P}[S_1(1) = 1 | S_0 = 1, D = 1]} \\ &= \frac{\mathbb{P}[S_1(0) = 1 | S_0 = 1, D = 1]}{\mathbb{P}[S_1(1) = 1 | S_0 = 1, D = 1]}. \end{aligned} \quad (\text{Under Assumption 3})$$

where, again, second equality applies positive monotonicity. Combining the two together, we get the result. □

C.4 Proof of Lemma 4

Proof.

- Identification of π_{OOO0}

Consider the untreated observations which are observed in both periods

$$\begin{aligned} \mathbb{P}[S_0 = 1, S_1 = 1 | D = 0] &= \mathbb{P}[S_0 = 1, S_1(0) = 1 | D = 0] \\ &= \mathbb{P}[S_0 = 1, S_1(0) = 1, S_1(1) = 1 | D = 0] + \mathbb{P}[S_0 = 1, S_1(0) = 1, S_1(1) = 0 | D = 0] \\ &= \frac{\pi_{OOO0}}{\mathbb{P}[D = 0]} + \frac{\pi_{OON0}}{\mathbb{P}[D = 0]} \end{aligned}$$

Assumption 3 :positive

$$= \frac{\pi_{OOO0}}{\mathbb{P}[D = 0]}$$

$$\pi_{OOO0} = \mathbb{P}[S_0 = 1, S_1 = 1, D = 0]$$

- Identification of π_{OOO1}

Now let's consider the Assumption 4(a)

$$\mathbb{P}[S_1(0) = 1|D = 0, S_0 = 1] = \mathbb{P}[S_1(0) = 1|D = 1, S_0 = 1]$$

Assumption 3: positive monotonicity

$$\mathbb{P}[S_1(0) = 1, S_1(1) = 1|D = 0, S_0 = 1] = \mathbb{P}[S_1(0) = 1, S_1(1) = 1|D = 1, S_0 = 1]$$

$$\frac{\pi_{OOO0}}{\mathbb{P}[D = 0, S_0 = 1]} = \frac{\pi_{OOO1}}{\mathbb{P}[D = 1, S_0 = 1]}$$

$$\pi_{OOO1} = \frac{\mathbb{P}[S_0 = 1, S_1 = 1, D = 0]}{\mathbb{P}[D = 0, S_0 = 1]} \cdot \mathbb{P}[D = 1, S_0 = 1]$$

$$\pi_{OOO1} = \mathbb{P}[S_1 = 1|S_0 = 1, D = 0] \cdot \mathbb{P}[D = 1, S_0 = 1]$$

- Identification of π_{ON01}

Now consider the treated observations which are observed in both periods

$$\begin{aligned} \mathbb{P}[S_0 = 1, S_1 = 1|D = 1] &= \mathbb{P}[S_0 = 1, S_1(1) = 1|D = 1] \\ &= \mathbb{P}[S_0 = 1, S_1(0) = 1, S_1(1) = 1|D = 1] + \mathbb{P}[S_0 = 1, S_1(0) = 0, S_1(1) = 1|D = 1] \\ &= \frac{\mathbb{P}[S_1 = 1|S_0 = 1, D = 0] \cdot \mathbb{P}[D = 1, S_0 = 1]}{\mathbb{P}[D = 1]} + \frac{\pi_{ON01}}{\mathbb{P}[D = 1]}. \end{aligned}$$

$$\pi_{ON01} = \mathbb{P}[S_0 = 1, S_1 = 1, D = 1] - \mathbb{P}[S_1 = 1|S_0 = 1, D = 0] \cdot \mathbb{P}[D = 1, S_0 = 1]$$

- Identification of p_{OOO1} Thus, with these identified proportions we can point identify p_{OOO1}

$$\begin{aligned} p_{OOO1} &= \frac{\pi_{OOO1}}{\pi_{OOO1} + \pi_{ON01}} \\ p_{OOO1} &= \frac{\mathbb{P}[S_1 = 1|S_0 = 1, D = 0] \cdot \mathbb{P}[D = 1, S_0 = 1]}{\mathbb{P}[S_0 = 1, S_1 = 1, D = 1]} \\ p_{OOO1} &= \frac{\mathbb{P}[S_1 = 1|S_0 = 1, D = 0]}{\mathbb{P}[S_1 = 1|S_0 = 1, D = 1]} \end{aligned}$$

- Identification of π_{NOO0}

Consider the untreated observations which are not observed in the pre-treatment period

but observed in the post-treatment period

$$\begin{aligned}
\mathbb{P}[S_0 = 0, S_1 = 1 | D = 0] &= \mathbb{P}[S_0 = 0, S_1(0) = 1 | D = 0] \\
&= \mathbb{P}[S_0 = 0, S_1(0) = 1, S_1(1) = 1 | D = 0] + \mathbb{P}[S_0 = 0, S_1(0) = 1, S_1(1) = 0 | D = 0] \\
&= \frac{\pi_{NOO0}}{\mathbb{P}[D = 0]} + \frac{\pi_{NON0}}{\mathbb{P}[D = 0]}
\end{aligned}$$

Under positive monotonicity (Assumption 3)

$$= \frac{\pi_{NOO0}}{\mathbb{P}[D = 0]}$$

$$\pi_{NOO0} = \mathbb{P}[S_0 = 0, S_1 = 1, D = 0]$$

- Identification of π_{NOO1}

Now let's consider the Assumption 4(a)

$$\mathbb{P}[S_1(0) = 1 | D = 0, S_0 = 0] = \mathbb{P}[S_1(0) = 1 | D = 1, S_0 = 0]$$

Under positive monotonicity (Assumption 3)

$$\mathbb{P}[S_1(0) = 1, S_1(1) = 1 | D = 0, S_0 = 0] = \mathbb{P}[S_1(0) = 1, S_1(1) = 1 | D = 1, S_0 = 0]$$

$$\begin{aligned}
\frac{\pi_{NOO0}}{\mathbb{P}[D = 0, S_0 = 0]} &= \frac{\pi_{NOO1}}{\mathbb{P}[D = 1, S_0 = 0]} \\
\pi_{NOO1} &= \frac{\mathbb{P}[S_0 = 0, S_1 = 1, D = 0]}{\mathbb{P}[D = 0, S_0 = 0]} \cdot \mathbb{P}[D = 1, S_0 = 0]
\end{aligned}$$

$$\pi_{NOO1} = \mathbb{P}[S_1 = 1 | S_0 = 0, D = 0] \cdot \mathbb{P}[D = 1, S_0 = 0]$$

- Identification of π_{NNO1}

Now consider the treated observations which are not observed in the pre-treatment period but observed in the post-treatment period

$$\begin{aligned}
\mathbb{P}[S_0 = 0, S_1 = 1 | D = 1] &= \mathbb{P}[S_0 = 0, S_1(1) = 1 | D = 1] \\
&= \mathbb{P}[S_0 = 0, S_1(0) = 1, S_1(1) = 1 | D = 1] + \mathbb{P}[S_0 = 0, S_1(0) = 0, S_1(1) = 1 | D = 1] \\
&= \frac{\mathbb{P}[S_1 = 1 | S_0 = 0, D = 0] \cdot \mathbb{P}[D = 1, S_0 = 0]}{\mathbb{P}[D = 1]} + \frac{\pi_{NNO1}}{\mathbb{P}[D = 1]}.
\end{aligned}$$

$$\pi_{NNO1} = \mathbb{P}[S_0 = 0, S_1 = 1, D = 1] - \mathbb{P}[S_1 = 1 | S_0 = 0, D = 0] \cdot \mathbb{P}[D = 1, S_0 = 0]$$

- Identification of π_{ONN1}

Now consider the treated observations which are observed in the pre-treatment period

but not observed in the post-treatment period

$$\begin{aligned}\mathbb{P}[S_0 = 1, S_1 = 0|D = 1] &= \mathbb{P}[S_0 = 1, S_1(1) = 0|D = 1] \\ &= \mathbb{P}[S_0 = 1, S_1(0) = 0, S_1(1) = 0|D = 1] + \mathbb{P}[S_0 = 1, S_1(0) = 1, S_1(1) = 0|D = 1]\end{aligned}$$

Under positive monotonicity (Assumption 3)

$$\begin{aligned}&= \frac{\pi_{ONN1}}{\mathbb{P}[D = 1]} \\ \pi_{ONN1} &= \mathbb{P}[S_0 = 1, S_1 = 0, D = 1]\end{aligned}$$

- Identification of π_{NNN1}

Now consider the treated observations which are not observed in both periods

$$\begin{aligned}\mathbb{P}[S_0 = 0, S_1 = 0|D = 1] &= \mathbb{P}[S_0 = 0, S_1(1) = 0|D = 1] \\ &= \mathbb{P}[S_0 = 0, S_1(0) = 0, S_1(1) = 0|D = 1] + \mathbb{P}[S_0 = 0, S_1(0) = 1, S_1(1) = 0|D = 1]\end{aligned}$$

Under positive monotonicity (Assumption 3)

$$\begin{aligned}&= \frac{\pi_{NNN1}}{\mathbb{P}[D = 1]} \\ \pi_{NNN1} &= \mathbb{P}[S_0 = 0, S_1 = 0, D = 1]\end{aligned}$$

These results are summarised in the Table C.1

Table C.1: Identification of principal strata proportions

Latent strata proportions	Identification
π_{OOO0}	$\mathbb{P}[S_0 = 1, S_1 = 1, D = 0]$
π_{OOO1}	$\mathbb{P}[S_1 = 1 S_0 = 1, D = 0] \cdot \mathbb{P}[D = 1, S_0 = 1]$
π_{ON01}	$\mathbb{P}[S_0 = 1, S_1 = 1, D = 1] - \mathbb{P}[S_1 = 1 S_0 = 1, D = 0] \cdot \mathbb{P}[D = 1, S_0 = 1]$
π_{ONN1}	$\mathbb{P}[S_0 = 1, S_1 = 0, D = 1]$
π_{NOO0}	$\mathbb{P}[S_0 = 0, S_1 = 1, D = 0]$
π_{NOO1}	$\mathbb{P}[S_1 = 1 S_0 = 0, D = 0] \cdot \mathbb{P}[D = 1, S_0 = 0]$
π_{NN01}	$\mathbb{P}[S_0 = 0, S_1 = 1, D = 1] - \mathbb{P}[S_1 = 1 S_0 = 0, D = 0] \cdot \mathbb{P}[D = 1, S_0 = 0]$
π_{NNN1}	$\mathbb{P}[S_0 = 0, S_1 = 0, D = 1]$

□

C.5 Lemma C.1

Lemma C.1. *Under Assumptions 3 and 4 (Joint)*

$$\pi_{OOO0} = \mathbb{P}[S_0 = 1, S_1 = 1, D = 0]$$

$$\pi_{OOO1} = \mathbb{P}[S_1 = 1|S_0 = 1, D = 0] \cdot \mathbb{P}[D = 1, S_0 = 1]$$

$$\pi_{ONOO} = \mathbb{P}[S_0 = 1, S_1 = 0, D = 0] - \mathbb{P}[S_1 = 0|S_0 = 1, D = 1] \cdot \mathbb{P}[D = 0, S_0 = 1]$$

$$\pi_{ONOI} = \mathbb{P}[S_0 = 1, S_1 = 1, D = 1] - \mathbb{P}[S_1 = 1|S_0 = 1, D = 0] \cdot \mathbb{P}[D = 1, S_0 = 1]$$

$$\pi_{ONNO} = \mathbb{P}[S_1 = 0|S_0 = 1, D = 1] \cdot \mathbb{P}[D = 0, S_0 = 1]$$

$$\pi_{ONNI} = \mathbb{P}[S_0 = 1, S_1 = 0, D = 1]$$

$$\pi_{NOOO} = \mathbb{P}[S_0 = 0, S_1 = 1, D = 0]$$

$$\pi_{NOO1} = \mathbb{P}[S_1 = 1|S_0 = 0, D = 0] \cdot \mathbb{P}[D = 1, S_0 = 0]$$

$$\pi_{NNOO} = \mathbb{P}[S_0 = 0, S_1 = 0, D = 0] - \mathbb{P}[S_1 = 0|S_0 = 0, D = 1] \cdot \mathbb{P}[D = 0, S_0 = 0]$$

$$\pi_{NNO1} = \mathbb{P}[S_0 = 0, S_1 = 1, D = 1] - \mathbb{P}[S_1 = 1|S_0 = 0, D = 0] \cdot \mathbb{P}[D = 1, S_0 = 0]$$

$$\pi_{NNNO} = \mathbb{P}[S_1 = 0|S_0 = 0, D = 1] \cdot \mathbb{P}[D = 0, S_0 = 0]$$

$$\pi_{NNNI} = \mathbb{P}[S_0 = 0, S_1 = 0, D = 1]$$

Proof. Consider the observed proportions to identify the required principal strata proportions.

$$\mathbb{P}[S_1 = 1|S_0 = 1, D = 0] = \mathbb{P}[S_1(0) = 1, S_1(1) = 1|S_0(0) = 1, D = 0]$$

$$+ \mathbb{P}[S_1(0) = 1, S_1(1) = 0|S_0(0) = 1, D = 0]$$

$$= \mathbb{P}[S_1(0) = 1, S_1(1) = 1|S_0(0) = 1, D = 0] \quad (\text{Assump. 3})$$

$$= \frac{\mathbb{P}[S_0(0) = 1, S_1(0) = 1, S_1(1) = 1, D = 0]}{\mathbb{P}[S_0(0) = 1, D = 0]} = \frac{\pi_{OOO0}}{\mathbb{P}[S_0 = 1, D = 0]}$$

$$\pi_{OOO0} = \mathbb{P}[S_1 = 1|S_0 = 1, D = 0] \cdot \mathbb{P}[S_0 = 1, D = 0]$$

$$= \mathbb{P}[S_0 = 1, S_1 = 1, D = 0]$$

$$\pi_{OOO1} = \mathbb{P}[S_0(0) = 1, S_1(0) = 1, S_1(1) = 1, D = 1]$$

$$= \mathbb{P}[S_1(0) = 1, S_1(1) = 1|S_0(0) = 1, D = 1] \cdot \mathbb{P}[S_0(0) = 1, D = 1] (\text{Assump. 4 (Joint)})$$

$$= \mathbb{P}[S_1(0) = 1, S_1(1) = 1|S_0(0) = 1, D = 0] \cdot \mathbb{P}[S_0 = 1, D = 1]$$

$$= \mathbb{P}[S_1 = 1|S_0 = 1, D = 0] \cdot \mathbb{P}[S_0 = 1, D = 1]$$

$$\begin{aligned}
\mathbb{P}[S_1 = 1|S_0 = 1, D = 1] &= \mathbb{P}[S_1(0) = 1, S_1(1) = 1|S_0(0) = 1, D = 1] \\
&\quad + \mathbb{P}[S_1(0) = 0, S_1(1) = 1|S_0(0) = 1, D = 1] \\
&= \frac{\mathbb{P}[S_0(0) = 1, S_1(0) = 1, S_1(1) = 1, D = 1]}{\mathbb{P}[S_0(0) = 1, D = 1]} \\
&\quad + \frac{\mathbb{P}[S_0(0) = 1, S_1(0) = 0, S_1(1) = 1, D = 1]}{\mathbb{P}[S_0(0) = 1, D = 1]}
\end{aligned}$$

$$\mathbb{P}[S_0 = 1, S_1 = 1, D = 1] = \pi_{OOO1} + \pi_{ONOI}$$

$$\pi_{ONOI} = \mathbb{P}[S_0 = 1, S_1 = 1, D = 1] - \mathbb{P}[S_1 = 1|S_0 = 1, D = 0] \cdot \mathbb{P}[S_0 = 1, D = 1]$$

A similar argument can be established to identify the relationship between the observed conditional selection probabilities and other principal strata proportions given in Lemma C.1. \square

C.6 Proof of Theorem 1

Proof. The treatment effect of treated for OOO group (τ_{OOO}) can be decomposed as follows,

$$\begin{aligned}
\tau_{OOO} &= \mathbb{E}[Y_1^*(1) - Y_1^*(0)|D = 1, OOO] \\
&= \mathbb{E}[Y_1^*(1) - Y_0^*(1) + Y_0^*(1) - Y_1^*(0)|D = 1, OOO] \\
&= \mathbb{E}[Y_1^*(1) - Y_0^*(1)|D = 1, OOO] - \mathbb{E}[Y_1^*(0) - Y_0^*(1)|D = 1, OOO] \\
&\quad \text{Assumption 1} \\
&= \mathbb{E}[Y_1^*(1) - Y_0^*(1)|D = 1, OOO] - \mathbb{E}[Y_1^*(0) - Y_0^*(0)|D = 1, OOO] \\
&\quad \text{Assumption 2} \\
&= \mathbb{E}[Y_1^*(1) - Y_0^*(1)|D = 1, OOO] - \mathbb{E}[Y_1^*(0) - Y_0^*(0)|D = 0, OOO]
\end{aligned}$$

For each $d = 0, 1$, the decomposition of $\mathbb{E}[Y_1 - Y_0|D = d, S_0 = 1, S_1 = 1]$ given in equation 7 leads to partial identification of $\mathbb{E}[Y_1^*(1) - Y_0^*(1)|D = d, OOO]$ which lies within the interval $[LB_{gd}, UB_{gd}]$ where,

$$\begin{aligned}
LB_{gd} &= \mathbb{E}[Y_1 - Y_0|D = d, S_0 = 1, S_1 = 1, (Y_1 - Y_0) \leq F_{\Delta Y|d11}^{-1}(p_{gd})] \\
UB_{gd} &= \mathbb{E}[Y_1 - Y_0|D = d, S_0 = 1, S_1 = 1, (Y_1 - Y_0) > F_{\Delta Y|d11}^{-1}(1 - p_{gd})] \quad (\text{C.9})
\end{aligned}$$

where $F_{\Delta Y|d11}^{-1}(\cdot)$ is the quantile function of the distribution of $Y_1 - Y_0$ given $D = d, S_0 = 1, S_1 = 1$. Using Lemma 2, we know that for any $v_d \in [\max\{\mathbb{P}[S_1 = 1|D = d, S_0 = 1] + \mathbb{P}[S_1 = 1|D = 1 - d, S_0 = 1] - 1, 0\}, \min\{\mathbb{P}[S_1 = 1|D = d, S_0 = 1], \mathbb{P}[S_1 = 1|D = 1 - d, S_0 = 1]\}]$, one can obtain the associated mixing probabilities/weights as $p_{gd}(v_d) = \frac{v_d}{\mathbb{P}[S_1=1|D=d, S_0=1]}$. Evaluating

equations (C.9) for each value of d at the least favorable values for $p_{gd}(v_d)$ yields,

$$LB_{gd}(v_d^l) = \mathbb{E}[Y_1 - Y_0 | D = d, S_0 = 1, S_1 = 1, (Y_1 - Y_0) \leq F_{\Delta Y|d11}^{-1}(p_{gd}(v_d^l))] \quad (\text{C.10})$$

$$UB_{gd}(v_d^l) = \mathbb{E}[Y_1 - Y_0 | D = 1 - d, S_0 = 1, S_1 = 1, (Y_1 - Y_0) > F_{\Delta Y|d11}^{-1}(1 - p_{gd}(v_d^l))]. \quad (\text{C.11})$$

where $v_d^l = \max\{\mathbb{P}[S_1 = 1 | D = d, S_0 = 1] + \mathbb{P}[S_1 = 1 | D = 1 - d, S_0 = 1] - 1, 0\}$ is the lower bound of the identified set $\mathbb{P}[S_1(0) = 1, S_1(1) = 1 | D = d, S_0 = 1]$ for $d = 0, 1$. Therefore, combining the bounds for the treated and untreated subpopulations along with partial identification of the weights implies that $\tau_{OOO} \in [LB_{\tau_{OOO}}, UB_{\tau_{OOO}}]$ where

$$LB_{\tau_{OOO}} = LB_{OOO1}(v_1^l) - UB_{OOO0}(v_0^l) \text{ and } UB_{\tau_{OOO}} = UB_{OOO1}(v_1^l) - LB_{OOO0}(v_0^l).$$

□

C.7 Proof of Theorem 2

Proof. The treatment effect of treated for OOO group (τ_{OOO}) can be decomposed as follows,

$$\begin{aligned} \tau_{OOO} &= \mathbb{E}[Y_1^*(1) - Y_1^*(0) | D = 1, OOO] \\ &= \mathbb{E}[Y_1^*(1) - Y_0^*(1) + Y_0^*(1) - Y_1^*(0) | D = 1, OOO] \\ &= \mathbb{E}[Y_1^*(1) - Y_0^*(1) | D = 1, OOO] - \mathbb{E}[Y_1^*(0) - Y_0^*(1) | D = 1, OOO] \end{aligned}$$

Assumption 1

$$= \mathbb{E}[Y_1^*(1) - Y_0^*(1) | D = 1, OOO] - \mathbb{E}[Y_1^*(0) - Y_0^*(0) | D = 1, OOO]$$

Assumption 2

$$= \mathbb{E}[Y_1^*(1) - Y_0^*(1) | D = 1, OOO] - \mathbb{E}[Y_1^*(0) - Y_0^*(0) | D = 0, OOO]$$

The decomposition of $\mathbb{E}[Y_1 - Y_0 | D = 1, S_0 = 1, S_1 = 1]$ given in equation 7 lead to partial identification of $\mathbb{E}[Y_1^*(1) - Y_0^*(1) | D = 1, OOO]$ which lies within the interval $[LB'_1, UB'_1]$ where,

$$LB'_{OOO1} = \mathbb{E}[Y_1 - Y_0 | D = 1, S_0 = 1, S_1 = 1, (Y_1 - Y_0) \leq F_{\Delta Y|1111}^{-1}(p_{OOO1})]$$

$$UB'_{OOO1} = \mathbb{E}[Y_1 - Y_0 | D = 1, S_0 = 1, S_1 = 1, (Y_1 - Y_0) > F_{\Delta Y|1111}^{-1}(1 - p_{OOO1})]$$

and $F_{\Delta Y|1111}^{-1}(\cdot)$ is the quantile function of the distribution of $Y_1 - Y_0$ given $D = 1, S_0 = 1, S_1 = 1$. Under Assumption 3 (positive monotonicity) we can point identify $p_{OOO1} = \frac{\mathbb{P}[S_1=1|S_0=1,D=0]}{\mathbb{P}[S_1=1|S_0=1,D=1]}$ and $p_{OOO0} = 1$ (Refer Lemma 3). As $p_{OOO0} = 1$ the decomposition of $\mathbb{E}[Y_1 - Y_0 | D = 1, S_0 = 1, S_1 = 1]$ given in equation 8 lead to point identification of $\mathbb{E}[Y_1^*(1) - Y_0^*(0) | D = 0, OOO]$ as $\mathbb{E}[Y_1 - Y_0 | D = 0, S_0 = 1, S_1 = 1]$

Combining the bounds for $\mathbb{E}[Y_1^*(1) - Y_0^*(1) | D = 1, OOO]$ and point identification of $\mathbb{E}[Y_1^*(0) -$

$Y_0^*(0)|D = 0, OOO]$ we find that the parameter of interest $\tau_{OOO} \in [LB'_{\tau_{OOO}}, UB'_{\tau_{OOO}}]$ where

$$\begin{aligned} LB'_{\tau_{OOO}} &= LB'_{OOO1} - \mathbb{E}[Y_1 - Y_0|D = 0, S_0 = 1, S_1 = 1] \\ UB'_{\tau_{OOO}} &= UB'_{OOO1} - \mathbb{E}[Y_1 - Y_0|D = 0, S_0 = 1, S_1 = 1]. \end{aligned}$$

□

C.8 Proof of Sharpness of Bounds given in Theorem 2

Proof. We follow the method used by Lee (2009) to prove the sharpness of bounds given in Theorem 2. Sharpness implies that $LB'_{\tau_{OOO}}$ and $UB'_{\tau_{OOO}}$ are the largest lower bound and smallest upper bound which are consistent with the observed data. Moreover, any other valid bounds that impose the same assumptions will contain the interval $[LB'_{\tau_{OOO}}, UB'_{\tau_{OOO}}]$.

We show that $UB'_{OOO1} = \mathbb{E}[Y_1 - Y_0|D = 1, S_0 = 1, S_1 = 1, (Y_1 - Y_0) > F_{\Delta Y|111}^{-1}(1 - p_{OOO1})]$ is a sharp upper bound for $\mathbb{E}[Y_1^*(1) - Y_0^*(1)|D = 1, S_0 = 1, S_1(0) = 1, S_1(1) = 1]$ and similar argument will follow for the lower bound. Under Assumptions 3 and 4(a),

$$\begin{aligned} p_{OOO1} &= \frac{\mathbb{P}[S_1 = 1|S_0 = 1, D = 0]}{\mathbb{P}[S_1 = 1|S_0 = 1, D = 1]} = \frac{\pi_{OOO1}}{\pi_{OOO1} + \pi_{ON01}} \\ &= \frac{\mathbb{P}[S_0 = 1, S_1(0) = 1, S_1(1) = 1, D = 1]}{\mathbb{P}[S_0 = 1, S_1(0) = 1, S_1(1) = 1, D = 1] + \mathbb{P}[S_0 = 1, S_1(0) = 0, S_1(1) = 1, D = 1]} \\ &= \frac{\mathbb{P}[S_1(0) = 1, S_1(1) = 1|S_0 = 1, D = 1]}{\mathbb{P}[S_1 = 1|S_0 = 1, D = 1]} \end{aligned}$$

Let $F(\Delta y)$ be the c.d.f. of $Y_1 - Y_0$ conditional on $D = 1, S_0 = 1, S_1 = 1$, $N(\Delta y)$ be the c.d.f. of $Y_1^*(1) - Y_0^*(1)$ conditional on $D = 1, S_0 = 1, S_1(0) = 1, S_1(1) = 1$ and $M(\Delta y)$ be the c.d.f. of $Y_1^*(1) - Y_0^*(1)$ conditional on $D = 1, S_0 = 1, S_1(0) = 0, S_1(1) = 1$. Then,

$$F(\Delta y) = p_{OOO1} * N(\Delta y) + (1 - p_{OOO1}) * M(\Delta y)$$

Then by Lee (2009) lemma 1 we have,

$$\begin{aligned} UB'_{OOO1} &= \frac{1}{p_{OOO1}} * \int_{\Delta y_1 - p_{OOO1}}^{\infty} \Delta y \cdot dF(\Delta y) \geq \int_{-\infty}^{\infty} \Delta y \cdot dN(\Delta y) \\ &= \mathbb{E}[Y_1^*(1) - Y_0^*(1)|D = 1, S_0 = 1, S_1(0) = 1, S_1(1) = 1] \end{aligned}$$

p_{OOO1} is uniquely determined by data and it follows from the Lee (2009) lemma 1 that conditional on p_{OOO1} , UB'_{OOO1} is a sharp upper bound. Therefore, UB'_{OOO1} is the maximum possible value for $\mathbb{E}[Y_1^*(1) - Y_0^*(1)|D = 1, S_0 = 1, S_1(0) = 1, S_1(1) = 1]$

To show that any other valid bounds that impose the same assumptions will contain the interval $[LB'_{\tau_{OOO}}, UB'_{\tau_{OOO}}]$ we show that observed data cannot rule out any δ strictly within this interval.

We define $\Delta Y = Y_1 - Y_0$ then,

$$\begin{aligned} UB'_{\tau_{OOO}} &\geq \mathbb{E}[\Delta Y|D = 1, S_0 = 1, S_1 = 1] - \mathbb{E}[\Delta Y|D = 0, S_0 = 1, S_1 = 1] \\ &\geq \mathbb{E}[\Delta Y|D = 1, S_0 = 1, S_1 = 1, \Delta Y < \Delta y_{1-p_{OOO1}}] - \mathbb{E}[\Delta Y|D = 0, S_0 = 1, S_1 = 1] \end{aligned}$$

Therefore, for any δ between $UB'_{\tau_{OOO}}$ and $\mathbb{E}[\Delta Y|D = 1, S_0 = 1, S_1 = 1] - \mathbb{E}[\Delta Y|D = 0, S_0 = 1, S_1 = 1]$, there exist $\lambda \in [0, 1]$ such that,

$$\delta = \lambda * UB'_{\tau_{OOO}} + (1 - \lambda) * \{\mathbb{E}[\Delta Y|D = 1, S_0 = 1, S_1 = 1, \Delta Y < \Delta y_{1-p_{OOO1}}] - \mathbb{E}[\Delta Y|D = 0, S_0 = 1, S_1 = 1]\}$$

Define $g(\Delta y)$ as the density of ΔY conditional on $\Delta Y \geq \Delta y_{1-p_{OOO1}}, D = 1, S_0 = 1, S_1 = 1$ and $h(\Delta y)$ as the density of ΔY conditional on $\Delta Y < \Delta y_{1-p_{OOO1}}, D = 1, S_0 = 1, S_1 = 1$. Then with this λ , we can construct the density of $Y_1^*(1) - Y_0^*(1)$ conditional on $D = 1, S_0 = 1, S_1(0) = 1, S_1(1) = 1$ as $\lambda g(\Delta y) + (1 - \lambda)h(\Delta y)$ and the density of $Y_1^*(1) - Y_0^*(1)$ conditional on $D = 1, S_0 = 1, S_1(0) = 0, S_1(1) = 1$ as $(\frac{p_{OOO1}}{1-p_{OOO1}} - \frac{p_{OOO1}}{1-p_{OOO1}}\lambda)g(\Delta y) + (1 - (\frac{p_{OOO1}}{1-p_{OOO1}})(1 - \lambda))h(\Delta y)$.

The mixture of these two latent densities by construction replicates the observed density ΔY conditional on $D = 1, S_0 = 1, S_1 = 1$. Moreover, by construction mean of this constructed density of $Y_1^*(1) - Y_0^*(1)$ conditional on $D = 1, S_0 = 1, S_1(0) = 1, S_1(1) = 1$ minus the control mean (i.e. $\mathbb{E}[\Delta Y|D = 0, S_0 = 1, S_1 = 1]$) gives us δ . A symmetric argument can be developed for any δ in between $\mathbb{E}[\Delta Y|D = 1, S_0 = 1, S_1 = 1] - \mathbb{E}[\Delta Y|D = 0, S_0 = 1, S_1 = 1]$ and $LB'_{\tau_{OOO}}$. Therefore, each δ within the interval $[LB'_{\tau_{OOO}}, UB'_{\tau_{OOO}}]$ cannot be ruled out by the observed data.

□

C.9 Proof of Theorem 3

Proof. The treatment effect of treated for ONO group (τ_{ONO}) can be decomposed as follows,

$$\begin{aligned}
\tau_{ONO} &= \mathbb{E}[Y_1^*(1) - Y_1^*(0)|D = 1, ONO] \\
&= \mathbb{E}[Y_1^*(1) - Y_0^*(1) + Y_0^*(1) - Y_1^*(0)|D = 1, ONO] \\
&= \mathbb{E}[Y_1^*(1) - Y_0^*(1)|D = 1, ONO] - \mathbb{E}[Y_1^*(0) - Y_0^*(1)|D = 1, ONO] \\
&\text{Assumption 1} \\
&= \mathbb{E}[Y_1^*(1) - Y_0^*(1)|D = 1, ONO] - \mathbb{E}[Y_1^*(0) - Y_0^*(0)|D = 1, ONO] \\
&\text{Assumption 2(g)} \\
&= \mathbb{E}[Y_1^*(1) - Y_0^*(1)|D = 1, ONO] - \mathbb{E}[Y_1^*(0) - Y_0^*(0)|D = 0, ONO] \\
&= \mathbb{E}[Y_1^*(1) - Y_0^*(1)|D = 1, ONO] - \mathbb{E}[Y_1^*(0)|D = 0, ONO] + \mathbb{E}[Y_0^*(0)|D = 0, ONO] \quad (\text{C.12})
\end{aligned}$$

As explained in section 4, we can use the group of treated individuals for whom the outcome is observed in both periods to partially identify $\mathbb{E}[Y_1^*(1) - Y_0^*(1)|D = 1, ONO]$. Hence, $\mathbb{E}[Y_1^*(1) - Y_0^*(1)|D = 1, ONO]$ lies within the interval $[LB_{ONO1}, UB_{ONO1}]$ where,

$$\begin{aligned}
LB_{ONO1} &= \mathbb{E}[Y_1 - Y_0|D = 1, S_0 = 1, S_1 = 1, (Y_1 - Y_0) \leq F_{\Delta Y|111}^{-1}(1 - p_{OOO1})] \\
UB_{ONO1} &= \mathbb{E}[Y_1 - Y_0|D = 1, S_0 = 1, S_1 = 1, (Y_1 - Y_0) > F_{\Delta Y|111}^{-1}(p_{OOO1})] \quad (\text{C.13})
\end{aligned}$$

and $F_{\Delta Y|111}^{-1}(\cdot)$ is the quantile function of the distribution of $Y_1 - Y_0$ given $D = 1, S_0 = 1, S_1 = 1$. Similarly, we can use the group of untreated individuals for whom the outcome is observed in the first period but not observed in the second period ($D = 0, S_0 = 1, S_1 = 0$) to partially identify $\mathbb{E}[Y_0^*(0)|D = 0, ONO]$. Table 2 shows that their observed average outcome reflects a mixture of the potential outcomes for the ONN and ONO latent groups with mixing probabilities corresponding to their relative proportions.

$$\begin{aligned}
&\mathbb{E}[Y_0|D = 0, S_0 = 1, S_1 = 0] = \\
&= \mathbb{E}[Y_0^*(0)|D = 0, S_0 = 1, (S_1(0) = 0, S_1(1) = 0) \quad \text{or} \quad (S_1(0) = 0, S_1(1) = 1)] \\
&= \mathbb{E}[Y_0^*(0)|D = 0, ONN] \cdot \frac{\pi_{ONN0}}{\pi_{ONN0} + \pi_{ON00}} + \mathbb{E}[Y_0^*(0)|D = 0, ONO] \cdot \frac{\pi_{ON00}}{\pi_{ONN0} + \pi_{ON00}} \quad (\text{C.14})
\end{aligned}$$

For notation simplicity let $p_{ON00} = \frac{\pi_{ON00}}{\pi_{ONN0} + \pi_{ON00}}$. We impose Assumption 4 (*Joint*) in addition to the positive monotonicity assumption to identify this proportion.¹²

¹²Lemma C.1 in Appendix C.5.

Hence, $\mathbb{E}[Y_0^*(0)|D = 0, ONO]$ lies within the interval $[LB_{ON00}^0, UB_{ON00}^0]$ where,

$$\begin{aligned} LB_{ON00}^0 &= \mathbb{E}[Y_0|D = 0, S_0 = 1, S_1 = 0, Y_0 \leq F_{Y_0|010}^{-1}(p_{ON00})] \\ UB_{ON00}^0 &= \mathbb{E}[Y_0|D = 0, S_0 = 1, S_1 = 0, Y_0 > F_{Y_0|010}^{-1}(1 - p_{ON00})] \end{aligned} \quad (\text{C.15})$$

and $F_{Y_0|010}^{-1}(\cdot)$ is the quantile function of the distribution of Y_0 given $D = 0, S_0 = 1, S_1 = 0$.

Identification of $\mathbb{E}[Y_1^*(0)|D = 0, ONO]$ is not straightforward, but we can use the theoretical upper bound and lower bound of the outcome distribution (Huber & Mellace, 2015),

$$Y_{01}^{LB} \leq \mathbb{E}[Y_1^*(0)|D = 0, ONO] \leq Y_{01}^{UB},$$

where Y_{01}^{LB} and Y_{01}^{UB} are the theoretical upper and lower bound of the outcome distribution of untreated people in the post-treatment period. As these are wide bounds, we impose Assumption 5(a) to shrink the bounds. This assumption implies the potential outcome of always observed in untreated state first-order stochastically dominates compliers. Imposing this assumption, we can tighten the upper bound of $E[Y_1^*(0)|D = 0, ONO]$. Then

$$Y_{01}^{LB} \leq \mathbb{E}[Y_1^*(0)|D = 0, ONO] \leq \mathbb{E}[Y_1^*(0)|D = 0, OOO] \quad (\text{C.16})$$

Where $\mathbb{E}[Y_1^*(0)|D = 0, OOO]$ can be point identified as $\mathbb{E}[Y_1|D = 0, S_0 = 1, S_1 = 1]$ under positive monotonicity considering the untreated individuals observed in both periods. Thus,

$$Y_{01}^{LB} \leq \mathbb{E}[Y_1^*(0)|D = 0, ONO] \leq \mathbb{E}[Y_1|D = 0, S_0 = 1, S_1 = 1] \quad (\text{C.17})$$

Combining the bounds for $\mathbb{E}[Y_1^*(1) - Y_0^*(1)|D = 1, ONO]$, $\mathbb{E}[Y_0^*(0)|D = 0, ONO]$ and $\mathbb{E}[Y_1^*(0)|D = 0, ONO]$ as derived in Equations C.13, C.15 and C.17 with the decomposition of τ_{ONO} given in Equation C.12 we find that the parameter of interest τ_{ONO} is in the interval

$$[LB_{ON01} - \mathbb{E}[Y_1|D = 0, S_0 = 1, S_1 = 1] + LB_{ON00}^0, UB_{ON01} - Y_{01}^{LB} + UB_{ON00}^0].$$

□

C.10 Proof of Theorem 4

Proof. The treatment effect of treated for NNO group (τ_{NNO}) can be decomposed as follows,

$$\begin{aligned}
\tau_{NNO} &= \mathbb{E}[Y_1^*(1) - Y_1^*(0)|D = 1, NNO] \\
&= \mathbb{E}[Y_1^*(1) - Y_0^*(1) + Y_0^*(1) - Y_1^*(0)|D = 1, NNO] \\
&= \mathbb{E}[Y_1^*(1) - Y_0^*(1)|D = 1, NNO] - \mathbb{E}[Y_1^*(0) - Y_0^*(1)|D = 1, NNO] \\
&\text{Assumption 1} \\
&= \mathbb{E}[Y_1^*(1) - Y_0^*(1)|D = 1, NNO] - \mathbb{E}[Y_1^*(0) - Y_0^*(0)|D = 1, NNO] \\
&\text{Assumption 2(g)} \\
&= \mathbb{E}[Y_1^*(1) - Y_0^*(1)|D = 1, NNO] - \mathbb{E}[Y_1^*(0) - Y_0^*(0)|D = 0, NNO] \\
&= \mathbb{E}[Y_1^*(1)|D = 1, NNO] - \mathbb{E}[Y_0^*(1)|D = 1, NNO] \\
&\quad - \mathbb{E}[Y_1^*(0)|D = 0, NNO] + \mathbb{E}[Y_0^*(0)|D = 0, NNO] \tag{C.18}
\end{aligned}$$

we can use the group of treated individuals for whom the outcome is not observed in the pre-treatment period but observed in the post-treatment period ($D = 1, S_0 = 0, S_1 = 1$) to partially identify $\mathbb{E}[Y_1^*(1)|D = 1, NNO]$. Table 2 shows that their observed average outcome reflects a mixture of the potential outcomes for the NOO and NNO latent groups with mixing probabilities corresponding to their relative proportions.

$$\begin{aligned}
\mathbb{E}[Y_1|D = 1, S_0 = 0, S_1 = 1] &= \\
&= \mathbb{E}[Y_1^*(1)|D = 1, S_0 = 0, (S_1(0) = 1, S_1(1) = 1) \text{ or } (S_1(0) = 0, S_1(1) = 1)] \\
&= \mathbb{E}[Y_1^*(1)|D = 1, NOO] \cdot \frac{\pi_{NOO1}}{\pi_{NOO1} + \pi_{NNO1}} + \mathbb{E}[Y_1^*(1)|D = 1, NNO] \cdot \frac{\pi_{NNO1}}{\pi_{NOO1} + \pi_{NNO1}} \tag{C.19}
\end{aligned}$$

For notation simplicity let $p_{NNO1} = \frac{\pi_{NNO1}}{\pi_{NOO1} + \pi_{NNO1}}$. This proportion can be point identified imposing Assumption 4 (a) in addition to the positive monotonicity assumption.¹³ Hence, $\mathbb{E}[Y_1^*(1)|D = 1, NNO]$ lies within the interval $[LB_{NNO1}, UB_{NNO1}]$ where,

$$\begin{aligned}
LB_{NNO1} &= \mathbb{E}[Y_1|D = 1, S_0 = 0, S_1 = 1, Y_1 \leq F_{Y_1|101}^{-1}(p_{NNO1})] \\
UB_{NNO1} &= \mathbb{E}[Y_1|D = 1, S_0 = 0, S_1 = 1, Y_1 > F_{Y_1|101}^{-1}(1 - p_{NNO1})] \tag{C.20}
\end{aligned}$$

and $F_{Y_1|101}^{-1}(\cdot)$ is the quantile function of the distribution of Y_1 given $D = 1, S_0 = 0, S_1 = 1$.

Identification of $\mathbb{E}[Y_0^*(1)|D = 1, NNO]$ is not straightforward, but we can use the theoretical

¹³Lemma C.1 in Appendix C.5.

upper bound and lower bound of the outcome distribution (Huber & Mellace, 2015)

$$Y_{10}^{LB} \leq \mathbb{E}[Y_0^*(1)|D = 1, NNO] \leq Y_{10}^{UB}$$

Y_{10}^{LB} and Y_{10}^{UB} are the theoretical upper and lower bound of the outcome distribution of the treated in the pre-treatment period. We impose an outcome mean dominance Assumption 5 (b.i) to tighten the upper bound of $\mathbb{E}[Y_0^*(1)|D = 1, NNO]$. Then,

$$Y_{10}^{LB} \leq \mathbb{E}[Y_0^*(1)|D = 1, NNO] \leq \mathbb{E}[Y_0^*(1)|D = 1, ONO].$$

Where $\mathbb{E}[Y_0^*(1)|D = 1, ONO]$ can be partially identified considering the treated individuals observed in both periods. Hence, $\mathbb{E}[Y_0^*(1)|D = 1, ONO]$ lies within the interval $[LB_{ONO1}^0, UB_{ONO1}^0]$ where,

$$LB_{ONO1}^0 = \mathbb{E}[Y_0|D = 1, S_0 = 1, S_1 = 1, Y_0 \leq F_{Y_0|111}^{-1}(1 - p_{OOO1})]$$

$$UB_{ONO1}^0 = \mathbb{E}[Y_0|D = 1, S_0 = 1, S_1 = 1, Y_0 > F_{Y_0|111}^{-1}(p_{OOO1})]$$

and $F_{Y_0|111}^{-1}(\cdot)$ is the quantile function of the distribution of Y_0 given $D = 1, S_0 = 1, S_1 = 1$. Then,

$$Y_{10}^{LB} \leq \mathbb{E}[Y_0^*(1)|D = 1, NNO] \leq LB_{ONO1}^0 \tag{C.21}$$

In order to identify $\mathbb{E}[Y_1^*(0)|D = 0, NNO]$ we first impose theoretical upper and lower bounds:

$$Y_{01}^{LB} \leq \mathbb{E}[Y_1^*(0)|D = 0, NNO] \leq Y_{01}^{UB}.$$

Then we impose an outcome mean dominance Assumption 5 (b.ii) to tighten the upper bound of $\mathbb{E}[Y_1^*(0)|D = 0, NNO]$.

$$Y_{01}^{LB} \leq \mathbb{E}[Y_1^*(0)|D = 0, NNO] \leq \mathbb{E}[Y_1^*(0)|D = 0, NOO]$$

Where $\mathbb{E}[Y_1^*(0)|D = 0, NOO]$ can be point identified as $\mathbb{E}[Y_1|D = 0, S_0 = 0, S_1 = 1]$ under positive monotonicity considering the untreated individuals observed in post-treatment period but not observed in the pre-treatment period. Thus,

$$Y_{01}^{LB} \leq \mathbb{E}[Y_1^*(0)|D = 0, NNO] \leq \mathbb{E}[Y_1^*(0)|D = 0, NOO] \tag{C.22}$$

Identification of $\mathbb{E}[Y_0^*(0)|D = 0, NNO]$ will follow similarly. We first consider the theoretical upper bound and lower bound of the outcome distribution (Huber & Mellace, 2015)

$$Y_{00}^{LB} \leq \mathbb{E}[Y_0^*(0)|D = 0, NNO] \leq Y_{00}^{UB}$$

Y_{00}^{LB} and Y_{00}^{UB} are the theoretical upper and lower bound of the outcome distribution of the controls in the pre-treatment period. We impose the outcome mean dominance Assumption 5

(b)i to tighten the upper bound of $E[Y_0^*(0)|D = 0, NNO]$. Then

$$Y_{00}^{LB} \leq E[Y_0^*(0)|D = 0, NNO] \leq E[Y_0^*(0)|D = 0, ONO]$$

Where $E[Y_0^*(0)|D = 0, ONO]$ can be partially identified as given in Equation C.15. Then

$$Y_{00}^{LB} \leq E[Y_0^*(0)|D = 0, NNO] \leq LB_{ONOO}^0 \quad (C.23)$$

Combining the bounds for $E[Y_1^*(1)|D = 1, NNO]$, $E[Y_0^*(1)|D = 1, NNO]$, $E[Y_1^*(0)|D = 0, NNO]$ and $E[Y_0^*(0)|D = 0, NNO]$ as given in Equations C.20, C.21, C.22 and C.23 with the decomposition of τ_{NNO} as given in Equation C.18, we find that the parameter of interest τ_{NNO} is in the interval, $[LB_{NNO1} - LB_{ONOO}^0 - E[Y_1|D = 0, S_0 = 0, S_1 = 1] + Y_{00}^{LB}, UB_{NNO1} - Y_{10}^{LB} - Y_{01}^{LB} + LB_{ONOO}^0]$. \square

C.11 Proof of Theorem 5

Proof. The treatment effect of treated for NOO group (τ_{NOO}) can be decomposed as follows,

$$\begin{aligned} \tau_{NOO} &= \mathbb{E}[Y_1^*(1) - Y_1^*(0)|D = 1, NOO] \\ &= \mathbb{E}[Y_1^*(1) - Y_0^*(1) + Y_0^*(1) - Y_1^*(0)|D = 1, NOO] \\ &= \mathbb{E}[Y_1^*(1) - Y_0^*(1)|D = 1, NOO] - \mathbb{E}[Y_1^*(0) - Y_0^*(1)|D = 1, NOO] \\ &\text{Assumption 1} \\ &= \mathbb{E}[Y_1^*(1) - Y_0^*(1)|D = 1, NOO] - \mathbb{E}[Y_1^*(0) - Y_0^*(0)|D = 1, NOO] \\ &\text{Assumption 2(g)} \\ &= \mathbb{E}[Y_1^*(1) - Y_0^*(1)|D = 1, NOO] - \mathbb{E}[Y_1^*(0) - Y_0^*(0)|D = 0, NOO] \\ &= \mathbb{E}[Y_1^*(1)|D = 1, NOO] - \mathbb{E}[Y_0^*(1)|D = 1, NOO] - \mathbb{E}[Y_1^*(0)|D = 0, NOO] \\ &\quad + \mathbb{E}[Y_0^*(0)|D = 0, NOO] \end{aligned} \quad (C.24)$$

we can use the group of treated individuals for whom the outcome is not observed in the pre-treatment period but observed in the post-treatment period ($D = 1, S_0 = 0, S_1 = 1$) to partially identify $E[Y_1^*(1)|D = 1, NOO]$. As explained in equation C.19 Hence, $E[Y_1^*(1)|D = 1, NOO]$ lies within the interval $[LB_{NOO1}, UB_{NOO1}]$ where,

$$\begin{aligned} LB_{NOO1} &= \mathbb{E}[Y_1|D = 1, S_0 = 0, S_1 = 1, Y_1 \leq F_{Y_1|101}^{-1}(1 - p_{NNO1})] \\ UB_{NOO1} &= \mathbb{E}[Y_1|D = 1, S_0 = 0, S_1 = 1, Y_1 > F_{Y_1|101}^{-1}(p_{NNO1})] \end{aligned} \quad (C.25)$$

and $F_{Y_1|101}^{-1}(\cdot)$ is the quantile function of the distribution of Y_1 given $D = 1, S_0 = 0, S_1 = 1$.

Identification of $E[Y_0^*(1)|D = 1, NOO]$ is not straightforward forward, but we can use the

theoretical upper bound and lower bound of the outcome distribution (Huber and Mellace (2015))

$$Y_{10}^{LB} \leq \mathbb{E}[Y_0^*(1)|D = 1, NOO] \leq Y_{10}^{UB}$$

Y_{10}^{LB} and Y_{10}^{UB} are the theoretical upper and lower bound of the outcome distribution of the treated in the pre-treatment period. We impose outcome mean dominance Assumption 5 (c) to shrink the bounds as these are wide bounds. Imposing this assumption, we can tighten the upper bound of $\mathbb{E}[Y_0^*(1)|D = 1, NOO]$. Then

$$Y_{10}^{LB} \leq \mathbb{E}[Y_0^*(1)|D = 1, NOO] \leq \mathbb{E}[Y_0^*(1)|D = 1, OOO]$$

Where $\mathbb{E}[Y_0^*(1)|D = 1, OOO]$ can be partially identified considering the treated individuals observed in both periods. Hence, $\mathbb{E}[Y_0^*(1)|D = 1, OOO]$ lies within the interval $[LB_{OOO1}^0, UB_{OOO1}^0]$ where,

$$LB_{OOO1}^0 = \mathbb{E}[Y_0|D = 1, S_0 = 1, S_1 = 1, Y_0 \leq F_{Y_0|111}^{-1}(p_{OOO1})]$$

$$UB_{OOO1}^0 = \mathbb{E}[Y_0|D = 1, S_0 = 1, S_1 = 1, Y_0 > F_{Y_0|111}^{-1}(1 - p_{OOO1})]$$

and $F_{Y_0|111}^{-1}(\cdot)$ is the quantile function of the distribution of Y_0 given $D = 1, S_0 = 1, S_1 = 1$. Then

$$Y_{10}^{LB} \leq \mathbb{E}[Y_0^*(1)|D = 1, NOO] \leq LB_{OOO1}^0 \tag{C.26}$$

$\mathbb{E}[Y_1^*(0)|D = 0, NOO]$ can be point identified as $\mathbb{E}[Y_1|D = 0, S_0 = 0, S_1 = 1]$ considering the untreated individuals not observed in the pre-treatment period but observed in the post-treatment period ($D = 0, S_0 = 0, S_1 = 1$) under positive monotonicity.

To identify $\mathbb{E}[Y_0^*(0)|D = 0, NOO]$, we first consider the theoretical upper bound and lower bound of the outcome distribution, following Huber and Mellace (2015),

$$Y_{00}^{LB} \leq \mathbb{E}[Y_0^*(0)|D = 0, NOO] \leq Y_{00}^{UB}$$

Y_{00}^{LB} and Y_{00}^{UB} are the theoretical upper and lower bound of the outcome distribution of the untreated in the pre-treatment period. We impose outcome mean dominance Assumption 5 (c) to shrink the bounds as these are wide bounds. Imposing this assumption, we can tighten the upper bound of $\mathbb{E}[Y_0^*(0)|D = 0, NOO]$. Then

$$Y_{00}^{LB} \leq \mathbb{E}[Y_0^*(0)|D = 0, NOO] \leq \mathbb{E}[Y_0^*(0)|D = 0, OOO]$$

Where $\mathbb{E}[Y_0^*(0)|D = 0, OOO]$ can be point identified under positive monotonicity assumption as $\mathbb{E}[Y_0|D = 0, S_0 = 1, S_1 = 1]$ considering the untreated observed in both periods. Thus,

$$Y_{00}^{LB} \leq \mathbb{E}[Y_0^*(0)|D = 0, NOO] \leq \mathbb{E}[Y_0|D = 0, S_0 = 1, S_1 = 1] \tag{C.27}$$

Combining the bounds for $\mathbb{E}[Y_1^*(1)|D = 1, NOO]$, $\mathbb{E}[Y_1^*(0)|D = 1, NOO]$, and $\mathbb{E}[Y_0^*(0)|D =$

$0, NOO]$ as per Equations C.25, C.26 and C.27 along with point identified $\mathbb{E}[Y_1^*(1)|D = 0, NOO]$ in Equation C.24, we find that the parameter of interest τ_{NOO} is in the interval

$$[LB_{NOO1} - LB_{OOO1}^0 - \mathbb{E}[Y_1|D = 0, S_0 = 0, S_1 = 1] + Y_{00}^{LB}, \\ UB_{NOO1} - Y_{10}^{LB} - \mathbb{E}[Y_1|D = 0, S_0 = 0, S_1 = 1] + \mathbb{E}[Y_0|D = 0, S_0 = 1, S_1 = 1]].$$

□

C.12 Proof of Lemma A.1

Proof. With repeated cross-sections, the naive DiD estimand is given as

$$\begin{aligned} \tau_{DiDs}^{rc} &\equiv \mathbb{E}[Y|D = 1, T = 1, S_1 = 1] - \mathbb{E}[Y|D = 1, T = 0, S_0 = 1] \\ &\quad - \mathbb{E}[Y|D = 0, T = 1, S_1 = 1] + \mathbb{E}[Y|D = 0, T = 0, S_0 = 1] \\ &= \mathbb{E}[Y_1^*(1)|D = 1, T = 1, S_1 = 1] - \mathbb{E}[Y_0^*(1)|D = 1, T = 0, S_0 = 1] \\ &\quad - \mathbb{E}[Y_1^*(0)|D = 0, T = 1, S_1 = 1] + \mathbb{E}[Y_0^*(0)|D = 0, T = 0, S_0 = 1] \\ &= \mathbb{E}[Y_1^*(1)|D = 1, T = 1, S_1(1) = 1] - \mathbb{E}[Y_0^*(0)|D = 1, T = 0, S_0 = 1] \quad (\text{Assumption 1}) \\ &\quad - \mathbb{E}[Y_1^*(0)|D = 0, T = 1, S_1(0) = 1] + \mathbb{E}[Y_0^*(0)|D = 0, T = 0, S_0 = 1] \end{aligned}$$

Consider the first expectation, $\mathbb{E}[Y_1^*(1)|D = 1, T = 1, S_1(1) = 1]$ which is

$$= q_{OO11} \cdot \mathbb{E}[Y_1^*(1)|D = 1, T = 1, OO] + (1 - q_{OO11}) \cdot \mathbb{E}[Y_1^*(1)|D = 1, T = 1, NO]$$

Similarly, the third expectation, $\mathbb{E}[Y_1^*(0)|D = 0, T = 1, S_1(0) = 1]$, can be written as

$$\begin{aligned} &= q_{OO01} \cdot \mathbb{E}[Y_1^*(0)|D = 0, T = 1, OO] + (1 - q_{OO01}) \cdot \mathbb{E}[Y_1^*(0)|D = 0, T = 1, ON] \\ &= \mathbb{E}[Y_1^*(0)|D = 0, T = 1, OO]. \quad (\text{Assumption 3}) \end{aligned}$$

Finally, because of Assumption 1,

$$\mathbb{E}[Y_0^*(0)|D = 1, T = 0, S_0 = 1] = \mathbb{E}[Y_0^*(0)|D = 1, T = 0, OO] \text{ and}$$

$$\mathbb{E}[Y_0^*(0)|D = 0, T = 0, S_0 = 1] = \mathbb{E}[Y_0^*(0)|D = 0, T = 0, OO]$$

Combining these four expectations together, we get

$$\begin{aligned}
\tau_{DiDs}^{rc} &= q_{OO11} \cdot \mathbb{E}[Y_1^*(1)|D = 1, T = 1, OO] + (1 - q_{OO11}) \cdot \mathbb{E}[Y_1^*(1)|D = 1, T = 1, NO] \\
&\quad - \mathbb{E}[Y_0^*(0)|D = 1, T = 0, OO] - \mathbb{E}[Y_1^*(0)|D = 0, T = 1, OO] + \mathbb{E}[Y_0^*(0)|D = 0, T = 0, OO] \\
&= q_{OO11} \cdot \tau_{OO} + (1 - q_{OO11}) \cdot \{\mathbb{E}[Y_1^*(1)|D = 1, T = 1, NO] - \mathbb{E}[Y_1^*(0)|D = 1, T = 1, OO]\} \\
&\quad + \left\{ \mathbb{E}[Y_1^*(0)|D = 1, T = 1, OO] - \mathbb{E}[Y_0^*(0)|D = 1, T = 0, OO] \right. \\
&\quad \left. - \mathbb{E}[Y_1^*(0)|D = 0, T = 1, OO] + \mathbb{E}[Y_0^*(0)|D = 0, T = 0, OO] \right\} \\
&= q_{OO11} \cdot \tau_{OO} + (1 - q_{OO11}) \cdot \{\mathbb{E}[Y_1^*(1)|D = 1, T = 1, NO] - \mathbb{E}[Y_1^*(0)|D = 1, T = 1, OO]\} \\
&\hspace{15em} \text{(Assumption A.2)} \\
&= q_{OO11} \cdot \tau_{OO} + (1 - q_{OO11}) \cdot \tau_{NO} \\
&\quad + (1 - q_{OO11}) \cdot (\{\mathbb{E}[Y_1^*(0)|D = 1, T = 1, NO] - \mathbb{E}[Y_1^*(0)|D = 1, T = 1, OO]\})
\end{aligned}$$

□

C.13 Proof of Lemma A.2

Proof.

- (a) For the treated group, $D = 1$ in the post-treatment period, the Frchet bounds are given as

$$\begin{aligned}
\mathbb{P}[S_1(0) = 1, S_1(1) = 1|D = 1, T = 1] &\in [\max\{\mathbb{P}[S_1(0) = 1|D = 1, T = 1] + \mathbb{P}[S_1(1) = 1|D = 1, T = 1] - 1, 0\}, \\
&\quad \min\{\mathbb{P}[S_1(0) = 1|D = 1, T = 1], \mathbb{P}[S_1(1) = 1|D = 1, T = 1]\}].
\end{aligned} \tag{C.28}$$

Notice that

$$\mathbb{P}[S_1(1) = 1|D = 1, T = 1] = \mathbb{P}[S_1 = 1|D = 1, T = 1] \tag{C.29}$$

which means that it can be directly identified from observed data. Assumption A.3(a) implies that

$$\begin{aligned}
\mathbb{P}[S_1(0) = 1|D = 1, T = 1] &= \mathbb{P}[S_1(0) = 1|D = 0, T = 1] \\
&= \mathbb{P}[S_1 = 1|D = 0, T = 1]
\end{aligned} \tag{C.30}$$

OR

$$\begin{aligned}\mathbb{P}[S_1(0) = 1|D = 1, T = 1] &= \mathbb{P}[S_1(0) = 1|D = 0, T = 1] - \mathbb{P}[S_0(0) = 1|D = 0, T = 0] \\ &\quad + \mathbb{P}[S_0(0) = 1|D = 1, T = 0]\end{aligned}\tag{C.31}$$

Plugging (C.29) and (C.30) OR (C.31) into (C.28), we get the observable bounds

$$\begin{aligned}\mathbb{P}[S_1(0) = 1, S_1(1) = 1|D = 1, T = 1] &\in [\max\{\mathbb{P}[S_1 = 1|D = 0, T = 1] + \mathbb{P}[S_1 = 1|D = 1, T = 1] - 1, 0\}, \\ &\quad \min\{\mathbb{P}[S_1 = 1|D = 0, T = 1], \mathbb{P}[S_1 = 1|D = 1, T = 1]\}]\end{aligned}\tag{C.32}$$

OR

$$\begin{aligned}\mathbb{P}[S_1(0) = 1, S_1(1) = 1|D = 1, T = 1] &\in [\max\{\mathbb{P}[S_1 = 1|D = 0, T = 1] - \mathbb{P}[S_0 = 1|D = 0, T = 0] \\ &\quad + \mathbb{P}[S_0 = 1|D = 1, T = 0] + \mathbb{P}[S_1 = 1|D = 1, T = 1] - 1, 0\}, \\ &\quad \min\{\mathbb{P}[S_1 = 1|D = 0, T = 1] - \mathbb{P}[S_0 = 1|D = 0, T = 0] \\ &\quad + \mathbb{P}[S_0 = 1|D = 1, T = 0], \mathbb{P}[S_1 = 1|D = 1, T = 1]\}].\end{aligned}\tag{C.33}$$

(b) Analogously, using Assumption A.3(b) for the $D = 0$ group in the post-treatment period, gets us the observable bounds

$$\begin{aligned}\mathbb{P}[S_1(0) = 1, S_1(1) = 1|D = 0, T = 1] &\in [\max\{\mathbb{P}[S_1 = 1|D = 0, T = 1] + \mathbb{P}[S_1 = 1|D = 1, T = 1] - 1, 0\}, \\ &\quad \min\{\mathbb{P}[S_1 = 1|D = 0, T = 1], \mathbb{P}[S_1 = 1|D = 1, T = 1]\}]\end{aligned}\tag{C.34}$$

OR

$$\begin{aligned}\mathbb{P}[S_1(0) = 1, S_1(1) = 1|D = 0, T = 1] &\in [\max\{\mathbb{P}[S_1 = 1|D = 1, T = 1] - \mathbb{P}[S_0 = 1|D = 1, T = 0] \\ &\quad + \mathbb{P}[S_0 = 1|D = 0, T = 0] + \mathbb{P}[S_1 = 1|D = 0, T = 1] - 1, 0\}, \\ &\quad \min\{\mathbb{P}[S_1 = 1|D = 1, T = 1] - \mathbb{P}[S_0 = 1|D = 1, T = 0] \\ &\quad + \mathbb{P}[S_0 = 1|D = 0, T = 0], \mathbb{P}[S_1 = 1|D = 0, T = 1]\}].\end{aligned}\tag{C.35}$$

Equations (C.32), (C.33), (C.34), and (C.35) taken together give us the desired result.

□

C.14 Proof of Theorem 6

Proof. The treatment effect of treated for OO group (τ_{OO}) can be decomposed as follows,

$$\tau_{OO} = \mathbb{E}[Y_1^*(1) - Y_1^*(0)|D = 1, T = 1, OO]$$

Assumption A.2

$$\begin{aligned} &= \mathbb{E}[Y_1^*(1)|D = 1, T = 1, OO] - \mathbb{E}[Y_1^*(0)|D = 0, T = 1, OO] \\ &+ \mathbb{E}[Y_0^*(0)|D = 0, T = 0, OO] - \mathbb{E}[Y_0^*(0)|D = 1, T = 0, OO] \end{aligned}$$

Assumption 1

$$\begin{aligned} &= \mathbb{E}[Y|D = 1, T = 1, OO] - \mathbb{E}[Y|D = 0, T = 1, OO] \\ &+ \mathbb{E}[Y|D = 0, T = 0, OO] - \mathbb{E}[Y|D = 1, T = 0, OO] \end{aligned} \tag{C.36}$$

The decomposition of $\mathbb{E}[Y|D = 1, T = 1, S = 1]$ given in equation (A.1) lead to partial identification of $\mathbb{E}[Y_1^*(1)|D = 1, T = 1, OO]$ which lies within the interval $[LB'_{OO11}, UB'_{OO11}]$ where,

$$LB'_{OO11} = \mathbb{E}[Y|D = 1, T = 1, S = 1, Y \leq F_{Y|111}^{-1}(q_{OO11})] \tag{C.37}$$

$$UB'_{OO11} = \mathbb{E}[Y|D = 1, T = 1, S = 1, Y > F_{Y|111}^{-1}(1 - q_{OO11})]$$

and $F_{Y|111}^{-1}(\cdot)$ is the quantile function of the distribution of Y given $D = 1, T = 1, S = 1$. Using Lemma A.2, depending on which version of A.3(a) & (b) we use, we know that for any $\nu_d \in [\max\{\mathbb{P}[S_1 = 1|D = d, T = 1] + \mathbb{P}[S_1 = 1|D = 1 - d, T = 1] - 1, 0\}, \min\{\mathbb{P}[S_1 = 1|D = d, T = 1], \mathbb{P}[S_1 = 1|D = 1 - d, T = 1]\}]$ OR $\nu_d \in [\max\{\mathbb{P}[S_1 = 1|D = d, T = 1] + \mathbb{P}[S_1 = 1|D = 1 - d, T = 1] - \mathbb{P}[S_0 = 1|D = 1 - d, T = 0] + \mathbb{P}[S_0 = 1|D = d, T = 0] - 1, 0\}, \min\{\mathbb{P}[S_1 = 1|D = d, T = 1], \mathbb{P}[S_1 = 1|D = 1 - d, T = 1] - \mathbb{P}[S_0 = 1|D = 1 - d, T = 0] + \mathbb{P}[S_0 = 1|D = d, T = 0]\}]$, one can obtain the associated mixing probabilities/weights as $q_{gd1}(\nu_d) = \frac{\nu_d}{\mathbb{P}[S_1=1|D=d,T=1]}$. Evaluating equations (C.37) for each value of d at the least favorable values for $q_{gd1}(\nu_d)$ yields,

$$LB_{gd1}(\nu_d^l) = \mathbb{E}[Y|D = d, T = 1, S = 1, Y \leq F_{Y|d11}^{-1}(q_{gd1}(\nu_d^l))] \tag{C.38}$$

$$UB_{gd1}(\nu_d^l) = \mathbb{E}[Y|D = d, T = 1, S = 1, Y > F_{Y|d11}^{-1}(1 - q_{gd1}(\nu_d^l))]. \tag{C.39}$$

where ν_d^l is the lower bound of the identified set $\mathbb{P}[S_1(0) = 1, S_1(1) = 1|D = d, T = 1]$ for $d = 0, 1$. Therefore, combining the bounds for the treated and untreated subpopulations along

with partial identification of the weights implies that $\tau_{OO} \in [LB_{\tau_{OO}}, UB_{\tau_{OO}}]$ where

$$\begin{aligned} LB_{\tau_{OO}} &= LB_{OO11}(v_1^l) - UB_{OO01}(v_0^l) - \mathbb{E}[Y|D = 1, T = 0, S = 1] + \mathbb{E}[Y|D = 0, T = 0, S = 1] \\ UB_{\tau_{OO}} &= UB_{OO01}(v_1^l) - LB_{OO00}(v_0^l) - \mathbb{E}[Y|D = 1, T = 0, S = 1] + \mathbb{E}[Y|D = 0, T = 0, S = 1]. \end{aligned}$$

□

C.15 Proof of Lemma A.3

Proof. Recall that to bound τ_{OO} , we need to identify q_{OO11} and q_{OO01} . We can express,

$$\begin{aligned} q_{OO01} &= \frac{\mathbb{P}[S_1(0) = 1, S_1(1) = 1|D = 0, T = 1]}{\mathbb{P}[S_1(0) = 1|D = 0, T = 1]} \\ &= \frac{\mathbb{P}[S_1(0) = 1|D = 0, T = 1]}{\mathbb{P}[S_1(0) = 1|D = 0, T = 1]} \\ &= 1 \end{aligned}$$

where second equality follows from positive monotonicity. Next, we can also express q_{OO11} as

$$\begin{aligned} q_{OO11} &= \frac{\mathbb{P}[S_1(0) = 1, S_1(1) = 1|D = 1, T = 1]}{\mathbb{P}[S_1(1) = 1|D = 1, T = 1]} \\ &= \frac{\mathbb{P}[S_1(0) = 1|D = 1, T = 1]}{\mathbb{P}[S_1(1) = 1|D = 1, T = 1]}. \end{aligned} \quad (\text{Under Assumption 3})$$

where, again, second equality applies positive monotonicity. Combining the two together, we get the desired result. □

C.16 Proof of Theorem 7

Proof. The treatment effect of treated for OO group (τ_{OO}) can be decomposed as follows,

$$\begin{aligned} \tau_{OO} &= \mathbb{E}[Y_1^*(1) - Y_1^*(0)|D = 1, T = 1, OO] \\ &\quad \text{Assumption A.2} \\ &= \mathbb{E}[Y_1^*(1)|D = 1, T = 1, OO] - \mathbb{E}[Y_1^*(0)|D = 0, T = 1, OO] \\ &\quad + \mathbb{E}[Y_0^*(0)|D = 0, T = 0, OO] - \mathbb{E}[Y_0^*(0)|D = 1, T = 0, OO] \\ &\quad \text{Assumption 1} \\ &= \mathbb{E}[Y|D = 1, T = 1, OO] - \mathbb{E}[Y|D = 0, T = 1, OO] \\ &\quad + \mathbb{E}[Y|D = 0, T = 0, OO] - \mathbb{E}[Y|D = 1, T = 0, OO] \end{aligned} \quad (\text{C.40})$$

The decomposition of $\mathbb{E}[Y|D = 1, T = 1, S = 1]$ given in equation (A.1) lead to partial identification of $\mathbb{E}[Y_1^*(1)|D = 1, T = 1, OO]$ which lies within the interval $[LB'_{OO11}, UB'_{OO11}]$ where,

$$LB'_{OO11} = \mathbb{E}[Y|D = 1, T = 1, S = 1, Y \leq F_{Y|111}^{-1}(q_{OO11})]$$

$$UB'_{OO11} = \mathbb{E}[Y|D = 1, T = 1, S = 1, Y > F_{Y|111}^{-1}(1 - q_{OO11})]$$

and $F_{Y|111}^{-1}(\cdot)$ is the quantile function of the distribution of Y given $D = 1, T = 1, S = 1$. Under Assumption 3 (positive monotonicity) we can point identify $q_{OO01} = 1$ (Refer Lemma A.3) and depending on which version of Assumption A.3(a) we use, $q_{OO11} = \frac{\mathbb{P}[S_1=1|S_0=1, D=0]}{\mathbb{P}[S_1=1|S_0=1, D=1]}$ OR $q = \frac{\mathbb{P}[S_1(0)=1|D=0, T=1] - \mathbb{P}[S_0(0)=1|D=0, T=0] + \mathbb{P}[S_0(0)=1|D=1, T=0]}{\mathbb{P}[S_1=1|S_0=1, D=1]}$. As $q_{OO01} = 1$ the decomposition of $\mathbb{E}[Y|D = 0, T = 1, S = 1]$ given in equation (A.2) leads to point identification of $\mathbb{E}[Y_1^*(0)|D = 0, T = 1, OO]$ as $\mathbb{E}[Y|D = 0, T = 1, S = 1]$.

Combining the bounds for $\mathbb{E}[Y_1^*(1)|D = 1, T = 1, OO]$ and point identification of $\mathbb{E}[Y_1^*(0)|D = 0, T = 1, OO]$, $\mathbb{E}[Y_0^*(0)|D = 1, T = 1, OO]$, and $\mathbb{E}[Y_0^*(0)|D = 0, T = 1, OO]$ we find that the parameter of interest $\tau_{OO} \in [LB'_{\tau_{OO}}, UB'_{\tau_{OO}}]$ where

$$LB'_{\tau_{OO}} = LB'_{OO11} - \mathbb{E}[Y|D = 0, T = 1, S = 1] - \mathbb{E}[Y|D = 1, T = 0, S = 1] + \mathbb{E}[Y|D = 0, T = 0, S = 1],$$

$$UB'_{\tau_{OO}} = UB'_{OO11} - \mathbb{E}[Y|D = 0, T = 1, S = 1] - \mathbb{E}[Y|D = 1, T = 0, S = 1] + \mathbb{E}[Y|D = 0, T = 0, S = 1]$$

□

D Additional Material

D.1 Estimation of Bounds in Theorems 3, 4 and 5

This section outlines the estimation of the bounds defined in Theorem 3, 4 and 5, which are based on the sample analogues of the population counterparts.

D.1.1 Estimation of Bounds under Theorem 3

First we estimate the required mixing proportion p_{OO01} as given in Equation 23 and then estimate the bounds for LB_{ONO1} , UB_{ONO1} as follows,

$$\widehat{LB}_{ONO1} = \frac{\sum_{i=1}^n (Y_{i1} - Y_{i0}) \cdot S_{i0} \cdot S_{i1} \cdot D_i \cdot I\{(Y_{i1} - Y_{i0}) \leq \hat{y}_{1-\hat{p}_{OO01}}\}}{\sum_{i=1}^n S_{i0} \cdot S_{i1} \cdot D_i \cdot I\{(Y_{i1} - Y_{i0}) \leq \hat{y}_{1-\hat{p}_{OO01}}\}}}$$

$$\widehat{UB}_{ONO1} = \frac{\sum_{i=1}^n (Y_{i1} - Y_{i0}) \cdot S_{i0} \cdot S_{i1} \cdot D_i \cdot I\{(Y_{i1} - Y_{i0}) > \hat{y}_{\hat{p}_{OO01}}\}}{\sum_{i=1}^n S_{i0} \cdot S_{i1} \cdot D_i \cdot I\{(Y_{i1} - Y_{i0}) > \hat{y}_{\hat{p}_{OO01}}\}}}$$

Where $\hat{y}_{\hat{p}_{OOO1}}$ and $\hat{y}_{1-\hat{p}_{OOO1}}$ are \hat{p}_{OOO1} -th and $(1 - \hat{p}_{OOO1})$ -th quantile of the conditional distribution $Y_1 - Y_0$ for the treated individuals observed in both time periods.

Next, to estimate the bounds for LB_{ONO0}^0 , UB_{ONO0}^0 we estimate the required mixing proportion p_{ONO0} as follows,

$$\begin{aligned}\hat{p}_{ONO0} &= \frac{\hat{\pi}_{ONO0}}{\hat{\pi}_{ONN0} + \hat{\pi}_{ONO0}} \quad \text{Lemma C.1 in Appendix C.5} \\ &= \frac{\hat{\mathbb{P}}[S_0 = 1, S_1 = 0, D = 0] - \hat{\mathbb{P}}[S_1 = 0|S_0 = 1, D = 1] \cdot \hat{\mathbb{P}}[S_0 = 1, D = 0]}{\hat{\mathbb{P}}[S_0 = 1, S_1 = 0, D = 0]} \\ &= 1 - \frac{\hat{\mathbb{P}}[S_1 = 0|S_0 = 1, D = 1]}{\hat{\mathbb{P}}[S_1 = 0|S_0 = 1, D = 0]} \\ \hat{\mathbb{P}}[S_1 = 0|S_0 = 1, D = 1] &= \frac{\sum_{i=1}^n S_{i0} \cdot (1 - S_{i1}) \cdot D_i}{\sum_{i=1}^n S_{i0} \cdot D_i} \\ \hat{\mathbb{P}}[S_1 = 0|S_0 = 1, D = 0] &= \frac{\sum_{i=1}^n S_{i0} \cdot (1 - S_{i1}) \cdot (1 - D_i)}{\sum_{i=1}^n S_{i0} \cdot (1 - D_i)}\end{aligned}$$

Then estimate the bounds for LB_{ONO0}^0 , UB_{ONO0}^0 as follows,

$$\begin{aligned}\widehat{LB}_{ONO0}^0 &= \frac{\sum_{i=1}^n Y_{i0} \cdot S_{i0} \cdot (1 - S_{i1}) \cdot (1 - D_i) \cdot I\{Y_{i0} \leq \hat{y}_{\hat{p}_{ONO0}}\}}{\sum_{i=1}^n S_{i0} \cdot (1 - S_{i1}) \cdot (1 - D_i) \cdot I\{Y_{i0} \leq \hat{y}_{\hat{p}_{ONO0}}\}} \\ \widehat{UB}_{ONO0}^0 &= \frac{\sum_{i=1}^n Y_{i0} \cdot S_{i0} \cdot (1 - S_{i1}) \cdot (1 - D_i) \cdot I\{Y_{i0} > \hat{y}_{1-\hat{p}_{ONO0}}\}}{\sum_{i=1}^n S_{i0} \cdot (1 - S_{i1}) \cdot (1 - D_i) \cdot I\{Y_{i0} > \hat{y}_{1-\hat{p}_{ONO0}}\}}\end{aligned} \quad (\text{D.1})$$

Where $\hat{y}_{\hat{p}_{ONO0}}$ and $\hat{y}_{1-\hat{p}_{ONO0}}$ are \hat{p}_{ONO0} -th and $(1 - \hat{p}_{ONO0})$ -th quantile of the control group pre-treatment period outcome distribution conditional on being observed in pre-treatment period and unobserved in post-treatment period.

Next, $\mathbb{E}[Y_1|D = 0, S_0 = 1, S_1 = 1]$ can be estimated using its sample analogues as,

$$\hat{\mathbb{E}}[Y_1|D = 0, S_0 = 1, S_1 = 1] = \frac{\sum_{i=1}^n Y_{i1} \cdot S_{i0} \cdot S_{i1} \cdot (1 - D_i)}{\sum_{i=1}^n S_{i0} \cdot S_{i1} \cdot (1 - D_i)}$$

Then, Y_{01}^{LB} which is the lower bound of the outcome distribution of untreated people in the post-treatment period, can be estimated as,

$$\hat{Y}_{01}^{LB} = \min\{Y_1|D = 0\}$$

Finally, using these sample analogues instead of the population parameters, the bounds defined for τ_{ONO} under Theorem 3 can be estimated as,

$$\begin{aligned}\widehat{LB}_{\tau_{ONO}} &= \widehat{LB}_{ONO1} - \hat{\mathbb{E}}[Y_1|D = 0, S_0 = 1, S_1 = 1] + \widehat{LB}_{ONO0}^0, \\ \widehat{UB}_{\tau_{ONO}} &= \widehat{UB}_{ONO1} - \hat{Y}_{01}^{LB} + \widehat{UB}_{ONO0}^0\end{aligned}$$

D.1.2 Estimation of Bounds under Theorem 4

First, to estimate the bounds for LB_{NNO1} , UB_{NNO1} we estimate the required mixing proportion p_{NNO1} as follows,

$$\begin{aligned}
\hat{p}_{NNO1} &= \frac{\hat{\pi}_{NNO1}}{\hat{\pi}_{NNO1} + \hat{\pi}_{NOO1}} \quad \text{Lemma C.1 in Appendix C.5} & (D.2) \\
&= \frac{\hat{\mathbb{P}}[S_0 = 0, S_1 = 1, D = 1] - \hat{\mathbb{P}}[S_1 = 1|S_0 = 0, D = 0] \cdot \hat{\mathbb{P}}[S_0 = 0, D = 1]}{\hat{\mathbb{P}}[S_0 = 0, S_1 = 1, D = 1]} \\
&= 1 - \frac{\hat{\mathbb{P}}[S_1 = 1|S_0 = 0, D = 0]}{\hat{\mathbb{P}}[S_1 = 1|S_0 = 0, D = 1]} \\
\hat{\mathbb{P}}[S_1 = 1|S_0 = 0, D = 0] &= \frac{\sum_{i=1}^n (1 - S_{i0}) \cdot S_{i1} \cdot (1 - D_i)}{\sum_{i=1}^n (1 - S_{i0}) \cdot (1 - D_i)} \\
\hat{\mathbb{P}}[S_1 = 1|S_0 = 0, D = 1] &= \frac{\sum_{i=1}^n (1 - S_{i0}) \cdot S_{i1} \cdot D_i}{\sum_{i=1}^n (1 - S_{i0}) \cdot D_i}
\end{aligned}$$

Then estimate the bounds for LB_{NNO1} , UB_{NNO1} as follows,

$$\begin{aligned}
\widehat{LB}_{NNO1} &= \frac{\sum_{i=1}^n Y_{i1} \cdot (1 - S_{i0}) \cdot S_{i1} \cdot D_i \cdot I\{Y_{i1} \leq \hat{y}_{\hat{p}_{NNO1}}\}}{\sum_{i=1}^n (1 - S_{i0}) \cdot S_{i1} \cdot D_i \cdot I\{Y_{i1} \leq \hat{y}_{\hat{p}_{NNO1}}\}} \\
\widehat{UB}_{NNO1} &= \frac{\sum_{i=1}^n Y_{i1} \cdot (1 - S_{i0}) \cdot S_{i1} \cdot D_i \cdot I\{Y_{i1} > \hat{y}_{1-\hat{p}_{NNO1}}\}}{\sum_{i=1}^n (1 - S_{i0}) \cdot S_{i1} \cdot D_i \cdot I\{Y_{i1} > \hat{y}_{1-\hat{p}_{NNO1}}\}}
\end{aligned}$$

Where $\hat{y}_{\hat{p}_{NNO1}}$ and $\hat{y}_{1-\hat{p}_{NNO1}}$ are \hat{p}_{NNO1} -th and $(1 - \hat{p}_{NNO1})$ -th quantile of the treatment group post-treatment period outcome distribution conditional on being unobserved in pre-treatment period and observed in post-treatment period.

Next, estimate mixing proportion p_{OOO1} as given in Equation 23. Then, estimate the lower bound LB_{ONO1}^0 as follows,

$$\widehat{LB}_{ONO1}^0 = \frac{\sum_{i=1}^n Y_{i0} \cdot S_{i0} \cdot S_{i1} \cdot D_i \cdot I\{Y_{i0} \leq \hat{y}_{1-\hat{p}_{OOO1}}\}}{\sum_{i=1}^n S_{i0} \cdot S_{i1} \cdot D_i \cdot I\{Y_{i0} \leq \hat{y}_{1-\hat{p}_{OOO1}}\}}$$

Where $\hat{y}_{1-\hat{p}_{OOO1}}$ is $(1 - \hat{p}_{OOO1})$ -th quantile of the treated group pre-treatment period outcome distribution conditional on being observed in both periods. Estimate \widehat{LB}_{ONO0}^0 as detailed in Equation D.1. Next, $\mathbb{E}[Y_1|D = 0, S_0 = 0, S_1 = 1]$ can be estimated using its sample analogues as,

$$\hat{\mathbb{E}}[Y_1|D = 0, S_0 = 0, S_1 = 1] = \frac{\sum_{i=1}^n Y_{i1} \cdot (1 - S_{i0}) \cdot S_{i1} \cdot (1 - D_i)}{\sum_{i=1}^n (1 - S_{i0}) \cdot S_{i1} \cdot (1 - D_i)} \quad (D.3)$$

Then, Y_{00}^{LB} , Y_{01}^{LB} and Y_{10}^{LB} which are the lower bound of the outcome distribution of untreated people in the pre-treatment period, untreated people in the post-treatment period and

treated people in the pre-treatment period, respectively can be estimated as,

$$\hat{Y}_{01}^{LB} = \min \{Y_1 | D = 0\} \quad (\text{D.4})$$

$$\hat{Y}_{10}^{LB} = \min \{Y_1 | D = 1\} \quad (\text{D.5})$$

$$\hat{Y}_{00}^{LB} = \min \{Y_0 | D = 0\} \quad (\text{D.6})$$

Finally, using these sample analogues instead of the population parameters, the bounds defined for τ_{NNO} under Theorem 4 can be estimated as,

$$\begin{aligned} \widehat{LB}_{\tau_{NNO}} &= \widehat{LB}_{NNO1} - \widehat{LB}_{ONO1}^0 - \hat{\mathbb{E}}[Y_1 | D = 0, S_0 = 0, S_1 = 1] + \hat{Y}_{00}^{LB}, \\ \widehat{UB}_{\tau_{NNO}} &= \widehat{UB}_{NNO1} - \hat{Y}_{10}^{LB} - \hat{Y}_{01}^{LB} + \widehat{LB}_{ONO0}^0 \end{aligned}$$

D.1.3 Estimation of Bounds under Theorem 5

First, we estimate the required mixing proportion p_{NNO1} as given in Equation D.2 and then estimate the bounds for LB_{NNO1} , UB_{NNO1} as follows,

$$\begin{aligned} \widehat{LB}_{NNO1} &= \frac{\sum_{i=1}^n Y_{i1} \cdot (1 - S_{i0}) \cdot S_{i1} \cdot D_i \cdot I \{Y_{i1} \leq \hat{y}_{1-\hat{p}_{NNO1}}\}}{\sum_{i=1}^n (1 - S_{i0}) \cdot S_{i1} \cdot D_i \cdot I \{Y_{i1} \leq \hat{y}_{1-\hat{p}_{NNO1}}\}} \\ \widehat{UB}_{NNO1} &= \frac{\sum_{i=1}^n Y_{i1} \cdot (1 - S_{i0}) \cdot S_{i1} \cdot D_i \cdot I \{Y_{i1} > \hat{y}_{\hat{p}_{NNO1}}\}}{\sum_{i=1}^n (1 - S_{i0}) \cdot S_{i1} \cdot D_i \cdot I \{Y_{i1} > \hat{y}_{\hat{p}_{NNO1}}\}} \end{aligned}$$

Where $\hat{y}_{\hat{p}_{NNO1}}$ and $\hat{y}_{1-\hat{p}_{NNO1}}$ are \hat{p}_{NNO1} -th and $(1 - \hat{p}_{NNO1})$ -th quantile of the treatment group's post-treatment period outcome distribution conditional on being unobserved in pre-treatment period and observed in post-treatment period.

Next, estimate mixing proportion p_{OOO1} as given in Equation 23. Then, estimate the lower bound LB_{OOO1}^0 as follows,

$$\widehat{LB}_{OOO1}^0 = \frac{\sum_{i=1}^n Y_{i0} \cdot S_{i0} \cdot S_{i1} \cdot D_i \cdot I \{Y_{i0} \leq \hat{y}_{\hat{p}_{OOO1}}\}}{\sum_{i=1}^n S_{i0} \cdot S_{i1} \cdot D_i \cdot I \{Y_{i0} \leq \hat{y}_{\hat{p}_{OOO1}}\}}$$

Where $\hat{y}_{\hat{p}_{OOO1}}$ is \hat{p}_{OOO1} -th quantile of the treatment group's pre-treatment period outcome distribution conditional on being observed in both periods.

Then $\mathbb{E}[Y_1 | D = 0, S_0 = 0, S_1 = 1]$ can be estimated using its sample analogues as in Equation D.3, while and $\mathbb{E}[Y_0 | D = 0, S_0 = 1, S_1 = 1]$ can be estimated using its sample analogues as,

$$\hat{\mathbb{E}}[Y_0 | D = 0, S_0 = 1, S_1 = 1] = \frac{\sum_{i=1}^n Y_{i0} \cdot S_{i0} \cdot S_{i1} \cdot (1 - D_i)}{\sum_{i=1}^n S_{i0} \cdot S_{i1} \cdot (1 - D_i)}$$

Next, Y_{00}^{LB} and Y_{10}^{LB} which are the lower bound of the outcome distribution of untreated people and treated people, respectively, in the pre-treatment period, are estimated as in Equation D.6

and D.5. Finally, the bounds defined for τ_{NOO} under Theorem 5 can be estimated as,

$$\begin{aligned}\widehat{LB}_{\tau_{NOO}} &= \widehat{LB}_{NOO1} - \widehat{LB}_{OOO1}^0 - \hat{\mathbb{E}}[Y_1|D=0, S_0=0, S_1=1] + \hat{Y}_{00}^{LB} \\ \widehat{UB}_{\tau_{NOO}} &= \widehat{UB}_{NOO1} - \hat{Y}_{10}^{LB} - \hat{\mathbb{E}}[Y_1|D=0, S_0=0, S_1=1] + \hat{\mathbb{E}}[Y_0|D=0, S_0=1, S_1=1]\end{aligned}$$

D.2 Derivation of Numerical Bounds

The data generating process (DGP) considered is described below,

$$\begin{aligned}Y_{i0}^*(0) &= c_i + u_{i0} & Y_{i1}^*(d) &= 5 + 4 * d + c_i + u_{i1}(d), \quad d = \{0, 1\} \\ S_{i0}(0) &= \mathbb{1}\{b_i + v_{i0} > 0\} & S_{i1}(d) &= \mathbb{1}\{1.5 * d + b_i + v_{i1}(d) > 0\}, \quad d = \{0, 1\} \\ D_{i1} &= \mathbb{1}(a_i + w_{i1} > 0)\end{aligned}$$

where, (c_i, a_i) are standard bivariate normal random variables, with correlation coefficient equal $\rho_{c,a} = 0.7$. Similarly, (u_{it}, v_{it}) , $t = \{0, 1\}$ are standard bivariate normal variables, with $\rho_{u,v} = 0.7$. Finally, b_i, w_{i1} are independent standard normal random variables. The observed data are $\{Y_{it}, S_{it}, D_{it}\}_{i=1}^n$, where $D_{i0} = 0$, $Y_{it}^* = Y_{it}^*(0) * (1 - D_{it}) + Y_{it}^*(1) * D_{it}$, $S_{it} = S_{it}(0) * (1 - D_{it}) + S_{it}(1) * D_{it}$, and $Y_{it} = S_{it} * Y_{it}^*$, $t = \{0, 1\}$. This DGP is generated so that it satisfies Assumptions 1, 2, 3, 4(a), 4(b) and 4 (*Joint*). The true ATT is four, and c_i plays the role of time-invariant unobserved heterogeneity. The mixture proportion that we need to evaluate is $p_{OOO1} = \pi_{OOO1}/\pi_{OOO1} + \pi_{ONOO1}$. In this setting an individual will belong to *OOO1* group if $S_{i0}(0) = 1, S_{i1}(1) = 1, S_{i1}(0) = 1, D_{i1} = 1$. This implies,

$$\begin{aligned}S_{i0}(0) &= \mathbb{1}\{b_i + v_{i0} > 0\} = 1 \implies b_i + v_{i0} > 0 \\ S_{i1}(0) &= \mathbb{1}\{b_i + v_{i1}(0) > 0\} = 1 \implies b_i + v_{i1}(0) > 0 \\ S_{i1}(1) &= \mathbb{1}\{1.5 + b_i + v_{i1}(1) > 0\} = 1 \implies b_i + v_{i1}(1) > -1.5 \\ D_{i1} &= \mathbb{1}(a_i + w_{i1} > 0) = 1 \implies a_i + w_{i1} > 0\end{aligned}$$

Let $z_1 = b_i + v_{i0}$, $z_2 = b_i + v_{i1}(0)$, $z_3 = b_i + v_{i1}(1)$ and $z_4 = a_i + w_{i1}$ then, $\pi_{OOO1} = \mathbb{P}[z_1 > 0, z_2 > 0, z_3 > -1.5, z_4 > 0]$. Thus we need the joint distribution of z_1, z_2, z_3, z_4 to obtain this

probability which is derived as follows,

$$E[z_1] = E[b_i] + E[v_{i0}] = 0$$

$$E[z_2] = E[b_i] + E[v_{i1}(0)] = 0$$

$$E[z_3] = E[b_i] + E[v_{i1}(1)] = 0$$

$$E[z_4] = E[a_i] + E[w_{i1}] = 0$$

$$\text{var}(z_1) = \text{var}(b_i + v_{i0}) = \text{var}(b_i) + \text{var}(v_{i0}) - 2\text{cov}(b_i, v_{i0}) = 1 + 1 - 0 = 2$$

$$\text{var}(z_2) = \text{var}(b_i + v_{i1}(0)) = \text{var}(b_i) + \text{var}(v_{i1}(0)) - 2\text{cov}(b_i, v_{i1}(0)) = 1 + 1 - 0 = 2$$

$$\text{var}(z_3) = \text{var}(b_i + v_{i1}(1)) = \text{var}(b_i) + \text{var}(v_{i1}(1)) - 2\text{cov}(b_i, v_{i1}(1)) = 1 + 1 - 0 = 2$$

$$\text{var}(z_4) = \text{var}(a_i + w_{i1}) = \text{var}(a_i) + \text{var}(w_{i1}) - 2\text{cov}(a_i + w_{i1}) = 1 + 1 - 0 = 2$$

$$\begin{aligned} \text{cov}[z_1, z_2] &= E[(b_i + v_{i0})(b_i + v_{i1}(0))] - E[b_i + v_{i0}]E[b_i + v_{i1}(0)] \\ &= E[b_i^2 + b_i * v_{i1}(0) + b_i * v_{i0} + v_{i0} * v_{i1}(0)] \\ &= E[b_i^2] = \text{var}(b_i) + E[b_i]^2 = 1 \end{aligned}$$

similarly $\text{cov}[z_1, z_3] = 1$, $\text{cov}[z_1, z_4] = 0$, $\text{cov}[z_2, z_4] = 0$, $\text{cov}[z_3, z_4] = 0$ and $\text{cov}[z_2, z_3] = 2$.

Then it follows that the joint distribution $f_{z_1 z_2 z_3 z_4}(z_1, z_2, z_3, z_4)$ is multivariate normal as,

$$\begin{pmatrix} z_1 \\ z_2 \\ z_3 \\ z_4 \end{pmatrix} \sim N \left(\begin{pmatrix} 0 \\ 0 \\ 0 \\ 0 \end{pmatrix}, \begin{pmatrix} 2 & 1 & 1 & 0 \\ 1 & 2 & 2 & 0 \\ 1 & 2 & 2 & 0 \\ 0 & 0 & 0 & 2 \end{pmatrix} \right)$$

Then we can obtain $\pi_{OOO1} = \mathbb{P}[z_1 > 0, z_2 > 0, z_3 > -1.5, z_4 > 0]$ from this distribution as,

$$\pi_{OOO1} = \mathbb{P}[z_1 > 0, z_2 > 0, z_3 > -1.5, z_4 > 0] = \int_0^\infty \int_0^\infty \int_{-1.5}^\infty \int_0^\infty f_{z_1 z_2 z_3 z_4}(z_1, z_2, z_3, z_4) dz_4 dz_3 dz_2 dz_1$$

Similarly, an individual will belong to $ONO1$ group if $S_{i0}(0) = 1, S_{i1}(1) = 0, S_{i1}(0) = 1, D_{i1} = 1$.

This implies,

$$S_{i0}(0) = \mathbb{1}\{b_i + v_{i0} > 0\} = 1 \implies b_i + v_{i0} > 0$$

$$S_{i1}(0) = \mathbb{1}\{b_i + v_{i1}(0) > 0\} = 0 \implies b_i + v_{i1}(0) < 0$$

$$S_{i1}(1) = \mathbb{1}\{1.5 + b_i + v_{i1}(1) > 0\} = 1 \implies b_i + v_{i1}(1) > -1.5$$

$$D_{i1} = \mathbb{1}(a_i + w_{i1} > 0) = 1 \implies a_i + w_{i1} > 0$$

Then,

$$\pi_{ON01} = \mathbb{P}[z_1 > 0, z_2 < 0, z_3 > -1.5, z_4 > 0] = \int_0^\infty \int_{-\infty}^0 \int_{-1.5}^\infty \int_0^\infty f_{z_1 z_2 z_3 z_4}(z_1, z_2, z_3, z_4) dz_4 dz_3 dz_2 dz_1$$

Thus, the true mixture proportion under this DGP can be evaluated as,

$$\begin{aligned} p_{OOO1} &= \frac{\pi_{OOO1}}{\pi_{OOO1} + \pi_{ON01}} \\ &= \frac{\int_0^\infty \int_0^\infty \int_{-1.5}^\infty \int_0^\infty f_{z_1 z_2 z_3 z_4}(z_1, z_2, z_3, z_4) dz_4 dz_3 dz_2 dz_1}{\int_0^\infty \int_0^\infty \int_{-1.5}^\infty \int_0^\infty f_{z_1 z_2 z_3 z_4}(z_1, z_2, z_3, z_4) dz_4 dz_3 dz_2 dz_1 + \int_0^\infty \int_{-\infty}^0 \int_{-1.5}^\infty \int_0^\infty f_{z_1 z_2 z_3 z_4}(z_1, z_2, z_3, z_4) dz_4 dz_3 dz_2 dz_1} \\ &= p_{true} \end{aligned} \tag{D.7}$$

In order to derive numerical bounds for τ_{OOO} as defined in Theorem 2, we need to derive the distribution of $Y_1 - Y_0$ given $D_1 = 1, S_0 = 1, S_1 = 1$ which we denote by w .

$$\begin{aligned} w &= (Y_{i1} - Y_{i0})|D_{i1} = 1, S_{i0} = 1, S_{i1} = 1 \\ &= (S_{i1} * Y_{i1}^* - S_{i0} * Y_{i0}^*)|D_{i1} = 1, S_{i0} = 1, S_{i1} = 1 \\ &= (Y_{i1}^*(1) - Y_{i0}^*(0))|D_{i1} = 1, S_{i0}(0) = 1, S_{i1}(1) = 1 \\ &= (5 + 4 + c_i + u_{i1} - (c_i + u_{i0}))|D_{i1} = 1, S_{i0}(0) = 1, S_{i1}(1) = 1 \\ &= (9 + \Delta u_i)|D_{i1} = 1, S_{i0}(0) = 1, S_{i1}(1) = 1 \\ &= 9 + \Delta u_i | a_i + w_{i1} > 0, b_i + v_{i0} > 0, b_i + v_{i1}(1) > -1.5 \\ &= 9 + \Delta u_i | b_i + v_{i0} > 0, b_i + v_{i1}(1) > -1.5 \\ &= 9 + \Delta u_i | z_1 > 0, z_3 > -1.5 \end{aligned} \tag{D.8}$$

Then $E[w] = 9 + E[\Delta u_i | z_1 > 0, z_3 > -1.5]$ and $var(w) = var(\Delta u_i | z_1 > 0, z_3 > -1.5) = E[\Delta u_i^2 | z_1 > 0, z_3 > -1.5] - E[\Delta u_i | z_1 > 0, z_3 > -1.5]^2$. These conditional expectations require the derivation of the joint distribution of $\Delta u_i, z_1, z_3$. In this DGP since $u_{i1} \sim N(0, 1)$ and $u_{i0} \sim N(0, 1)$ are uncorrelated, then $\Delta u_i \sim N(0, 2)$. We have shown that the joint distribution

of Z_1 and Z_3 is bivariate normal. Further,

$$\begin{aligned} \text{cov}[\Delta u_i, z_1] &= E[(u_{i1} - u_{i0})(b_i + v_{i0})] - E[u_{i1} - u_{i0}]E[b_i + v_{i0}] \\ &= E[u_{i1}b_i + u_{i1}v_{i0} - u_{i0}b_i - u_{i0}v_{i0}] \\ &= -E[u_{i0}v_{i0}] = -0.6 \end{aligned}$$

$$\begin{aligned} \text{cov}[\Delta u_i, z_3] &= E[(u_{i1} - u_{i0})(b_i + v_{i1}(1))] - E[u_{i1} - u_{i0}]E[b_i + v_{i1}(1)] \\ &= E[u_{i1}b_i + u_{i1}v_{i1}(1) - u_{i0}b_i - u_{i0}v_{i1}(1)] \\ &= E[u_{i1}v_{i1}(1)] = 0.6 \end{aligned}$$

Then it follows that the joint distribution $f_{\Delta u_i z_1 z_3}(\Delta u_i, z_1, z_3)$ is trivariate normal as,

$$\begin{pmatrix} \Delta u_i \\ z_1 \\ z_3 \end{pmatrix} \sim N \left(\begin{pmatrix} 0 \\ 0 \\ 0 \end{pmatrix}, \begin{pmatrix} 2 & -0.6 & 0.6 \\ -0.6 & 2 & 1 \\ 0.6 & 1 & 2 \end{pmatrix} \right)$$

Then, the required conditional expectations can be evaluated as follows,

$$\begin{aligned} E[\Delta u_i | z_1 > 0, z_3 > -1.5] &= \frac{E[\Delta u_i \cdot I(z_1 > 0) \cdot I(z_3 > -1.5)]}{\mathbb{P}[z_1 > 0, z_3 > -1.5]} \\ &= \frac{\int_{-\infty}^{\infty} \int_0^{\infty} \int_{-1.5}^{\infty} \Delta u_i f_{\Delta u_i z_1 z_3}(\Delta u_i, z_1, z_3) dz_3 dz_1 d\Delta u_i}{\int_0^{\infty} \int_{-1.5}^{\infty} f_{z_1 z_3}(z_1, z_3) dz_3 dz_1} = \mu_1 \\ E[\Delta u_i^2 | z_1 > 0, z_3 > -1.5] &= \frac{E[\Delta u_i^2 \cdot I(z_1 > 0) \cdot I(z_3 > -1.5)]}{\mathbb{P}[z_1 > 0, z_3 > -1.5]} \\ &= \frac{\int_{-\infty}^{\infty} \int_0^{\infty} \int_{-1.5}^{\infty} \Delta u_i^2 f_{\Delta u_i z_1 z_3}(\Delta u_i, z_1, z_2) dz_3 dz_1 d\Delta u_i}{\int_0^{\infty} \int_{-1.5}^{\infty} f_{z_1 z_3}(z_1, z_3) dz_3 dz_1} = \mu_2 \end{aligned}$$

Then $w \sim N(\mu_w, \sigma_w^2)$ where, $\mu_w = 9 + \mu_1$ and $\sigma_w^2 = \mu_2 - \mu_1^2$. Now let us consider the bounds for $\mathbb{E}[Y_1^*(0) - Y_0^*(0) | D = 1, OOO]$, with this notation,

$$LB'_{OOO1} = E[w | w \leq F_w^{-1}(p_{OOO1})]$$

$$UB'_{OOO1} = E[w | w > F_w^{-1}(1 - p_{OOO1})]$$

Let $c = F_w^{-1}(p_{OOO1})$ and $c' = F_w^{-1}(1 - p_{OOO1})$ then,

$$\begin{aligned} E[w | w \leq c] &= \int_{-\infty}^c w \cdot f_{W|W \leq c}(w | w \leq c) dw \\ E[w | w > c'] &= \int_{-\infty}^c w \cdot f_{W|W > c'}(w | w > c') dw \end{aligned}$$

Now we have to derive the distribution $f_{W|W \leq c}(w | w \leq c)$, to obtain the lower bound for $\mathbb{E}[Y_1^*(0) - Y_0^*(0) | D = 1, OOO]$.

Case 1: If $w \leq c$

$$\begin{aligned}\mathbb{P}[W \leq w|W \leq c] &= \frac{\mathbb{P}[W \leq w, W \leq c]}{\mathbb{P}[W \leq c]} = \frac{\mathbb{P}[W \leq w]}{\mathbb{P}[W \leq c]} = \frac{F_W(w)}{F_W(c)} \\ f_{W|W \leq c}(w|w \leq c) &= \frac{d}{dw} \frac{F_W(w)}{F_W(c)} = \frac{f_W(w)}{F_W(c)}\end{aligned}$$

Case 2: If $w > c$

$$\begin{aligned}\mathbb{P}[W \leq w|W \leq c] &= \frac{\mathbb{P}[W \leq w, W \leq c]}{\mathbb{P}[W \leq c]} = \frac{\mathbb{P}[W \leq c]}{\mathbb{P}[W \leq c]} = 1 \\ f_{W|W < c}(w|w < c) &= \frac{d(1)}{dw} = 0\end{aligned}$$

Therefore, $f_{W|W \leq c}(w|w \leq c) = \frac{f_W(w)}{F_W(c)} \cdot I_{-\infty, c}(w)$. The numerical lower bound for $\mathbb{E}[Y_1^*(0) - Y_0^*(0)|D = 1, OOO]$ is,

$$\begin{aligned}LB'_{OOO1} &= E[w|w \leq F_w^{-1}(p_{OOO1})] = E[w|w \leq c] \\ &= \int_{-\infty}^c w \cdot f_{W|W \leq c}(w|w \leq c)dw = \int_{-\infty}^c w \cdot \frac{f_W(w)}{F_W(c)} \cdot I_{-\infty, c}(w)dw\end{aligned}$$

Now we have to derive the distribution $f_{W|W > c'}(w|w > c')$, to obtain the upper bound for $\mathbb{E}[Y_1^*(0) - Y_0^*(0)|D = 1, OOO]$.

Case 1: If $w \leq c'$

$$\begin{aligned}\mathbb{P}[W \leq w|W > c'] &= \frac{\mathbb{P}[W \leq w, W > c']}{\mathbb{P}[W > c']} = \frac{0}{\mathbb{P}[W > c']} = 0 \\ f_{W|W > c'}(w|w > c') &= 0\end{aligned}$$

Case 2: If $w > c'$

$$\begin{aligned}\mathbb{P}[W \leq w|W > c'] &= \frac{\mathbb{P}[W \leq w, W > c']}{\mathbb{P}[W > c']} = \frac{\mathbb{P}[W \leq w] - \mathbb{P}[W \leq c']}{1 - \mathbb{P}[W \leq c']} = \frac{F_W(w) - F_W(c')}{1 - F_W(c')} \\ f_{W|W > c'}(w|w > c') &= \frac{d}{dw} \frac{F_W(w) - F_W(c')}{1 - F_W(c')} = \frac{f_W(w)}{1 - F_W(c')}\end{aligned}$$

Therefore, $f_{W|W > c'}(w|w > c') = \frac{f_W(w)}{1 - F_W(c')} \cdot I_{c', \infty}(w)$, and the numerical upper bound for $\mathbb{E}[Y_1^*(0) - Y_0^*(0)|D = 1, OOO]$ is given by,

$$\begin{aligned}UB'_{OOO1} &= E[w|w > F_w^{-1}(p)] = E[w|w > c'] \\ &= \int_{c'}^{\infty} w \cdot f_{W|W > c'}(w|w > c')dw = \int_{c'}^{\infty} w \cdot \frac{f_W(w)}{1 - F_W(c')} \cdot I_{c', \infty}(w)dw\end{aligned}$$

We already showed by equation D.8 that,

$$E[w] = E[Y_{i1} - Y_{i0}|D_{i1} = 1, S_{i0} = 1, S_{i1} = 1] = 9 + \mu_1$$

Similarly, we can show that,

$$\begin{aligned}
E[w'] &= E[(Y_{i1} - Y_{i0})|D_{i1} = 0, S_{i0} = 1, S_{i1} = 1] & (D.9) \\
&= E[(S_{i1} * Y_{i1}^* - S_{i0} * Y_{i0}^*)|D_{i1} = 0, S_{i0} = 1, S_{i1} = 1] \\
&= E[(Y_{i1}^*(0) - Y_{i0}^*(0))|D_{i1} = 0, S_{i0}(0) = 1, S_{i1}(0) = 1] \\
&= E[(5 + c_i + u_{i1} - (c_i + u_{i1}))|D_{i1} = 0, S_{i0}(0) = 1, S_{i1}(0) = 1] \\
&= E[(5 + \Delta u_i)|D_{i1} = 0, S_{i0}(0) = 1, S_{i1}(0) = 1] \\
&= E[5 + \Delta u_i | a_i + w_{i1} < 0, b_i + v_{i0} > 0, b_i + v_{i1}(0) > 0] \\
&= E[5 + \Delta u_i | b_i + v_{i0} > 0, b_i + v_{i1}(0) > 0] \\
&= E[5 + \Delta u_i | z_1 > 0, z_2 > 0] \\
&= 5 + E[\Delta u_i | z_1 > 0, z_2 > 0] = 5 + \mu_3
\end{aligned}$$

$$\begin{aligned}
\text{where } \mu_3 = E[\Delta u_i | z_1 > 0, z_2 > 0] &= \frac{E[\Delta u_i \cdot I(z_1 > 0) \cdot I(z_2 > 0)]}{\mathbb{P}[z_1 > 0, z_2 > 0]} \\
&= \frac{\int_{-\infty}^{\infty} \int_0^{\infty} \int_0^{\infty} \Delta u_i f_{\Delta u_i z_1 z_2}(\Delta u_i, z_1, z_2) dz_2 dz_1 d\Delta u_i}{\int_0^{\infty} \int_0^{\infty} f_{z_1 z_2}(z_1, z_2) dz_2 dz_1}
\end{aligned}$$

Finally, we can obtain the numerical bounds for τ_{OOO} as defined in Theorem 2

$$\begin{aligned}
LB'_{\tau_{OOO}} &= LB'_{OOO1} - \mathbb{E}[Y_1 - Y_0 | D = 0, S_0 = 1, S_1 = 1], \\
UB'_{\tau_{OOO}} &= UB'_{OOO1} - \mathbb{E}[Y_1 - Y_0 | D = 0, S_0 = 1, S_1 = 1]
\end{aligned}$$

where,

$$\begin{aligned}
LB'_{OOO1} &= \int_{-\infty}^c w \cdot f_{W|W \leq c}(w | w \leq c) dw = \int_{-\infty}^c w \cdot \frac{f_W(w)}{F_W(c)} \cdot I_{-\infty, c}(w) dw \\
UB'_{OOO1} &= \int_{c'}^{\infty} w \cdot \frac{f_W(w)}{1 - F_W(c')} \cdot I_{c', \infty}(w) dw \\
c &= F_w^{-1}(p_{OOO1}) \quad c' = F_w^{-1}(1 - p_{OOO1}) \\
p_{OOO1} &= p_{true} \quad \text{by Equation D.7}
\end{aligned}$$

$$\mathbb{E}[Y_{i1} - Y_{i0} | D_{i1} = 0, S_{i0} = 1, S_{i1} = 1] = 5 + \mu_3$$

Further, by Equation D.8 and D.9 we have,

$$\begin{aligned}
\tau_{D_i D_s} &= \mathbb{E}[Y_{i1} - Y_{i0} | D_{i1} = 1, S_{i0} = 1, S_{i1} = 1] - \mathbb{E}[Y_{i1} - Y_{i0} | D_{i1} = 0, S_{i0} = 1, S_{i1} = 1] \\
&= 9 + \mu_1 - (5 + \mu_3) = 4 + \mu_1 - \mu_3
\end{aligned}$$

D.3 Simulation Results

Table D.1: Estimated mixture proportion p_{0001}

Sample size	Replicates	Mixture proportion		
		True	without monotonicity	with monotonicity
500	1000		[0.6473,0.7049]	0.7049
1000	1000	0.7052	[0.6476,0.7050]	0.7050
2000	1000		[0.6477,0.7059]	0.7059

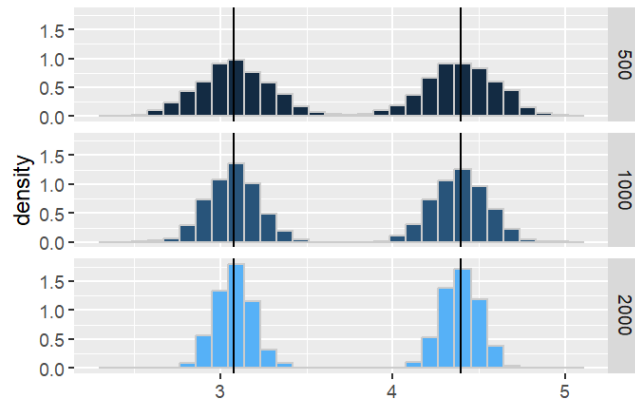


Figure D.1: Distribution of estimated bounds for τ_{000} with monotonicity

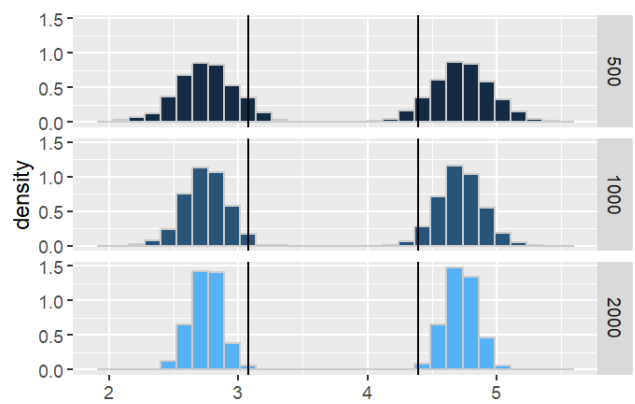


Figure D.2: Distribution of estimated bounds for τ_{000} without monotonicity

D.4 NSW Training Program: Sample Selection Based on Unemployment

Table D.2: Unemployment rates in NSW survey

	pre-treatment period			Follow up survey		
	Controls	Treated	Total	Controls	Treated	Total
Unemployed	437	440	877	270	270	540
Total	585	600	1185	585	600	1185
Percentage unemployed	74.7	73.3	74.0	46.2	45.0	45.6

Table D.3: Observed counts for NSW survey employed/unemployed

S_0	S_1	$(D = 0)$	$(D = 1)$	Total
0	0	216	212	428
0	1	221	228	449
1	0	54	58	112
1	1	94	102	196
Total		585	600	1185

Table D.4: Covariate means and p-values from the test of equality of two means for the employed and unemployed samples in pre-treatment period

Covariates	Control		$\mathbb{P}[\tau > t]$	Treatment		$\mathbb{P}[\tau > t]$
	Unemployed	Employed		Unemployed	Employed	
Real earnings in 1975		3475.52 (3170.99)		3231.19 (2729.11)		
Proportion Hispanic	0.16 (0.37)	0.04 (0.20)	0.00	0.13 (0.34)	0.08 (0.26)	0.06
Age, years	34.00 (7.20)	32.99 (7.00)	0.14	34.38 (7.44)	32.06 (7.02)	0.00
Proportion Black	0.79 (0.41)	0.89 (0.31)	0.01	0.83 (0.38)	0.87 (0.34)	0.20
Years of education	10.14 (2.17)	10.62 (1.52)	0.01	10.24 (1.89)	10.51 (1.83)	0.12
Proportion of high school dropouts	0.70 (0.46)	0.64 (0.48)	0.14	0.71 (0.45)	0.68 (0.47)	0.42
Proportion married	0.03 (0.18)	0.06 (0.24)	0.12	0.02 (0.15)	0.02 (0.14)	0.77
Number of children in 1975	2.22 (1.34)	2.26 (1.14)	0.78	2.26 (1.32)	1.97 (1.38)	0.01
Observations	440	160	600	437	148	585

Notes: Standard deviations are in parentheses. Reported p-values are from the equality test for two means between the observed and missing samples. Real earnings in 1975 are expressed in terms of 1982 dollars.

We observe a significant difference in the share of Hispanics between employed and unemployed samples in both treated and control groups. Further, unemployed controls significantly differ from employed controls regarding education and racial self-identification. At the same time, unemployed-treated individuals are older and have slightly more children living in the household than employed-treated individuals.

Table D.5: Covariate means and p-values from the test of equality of two means for the employed and unemployed samples in follow up survey

Covariates	Control		$\mathbb{P}[T > t]$	Treatment		$\mathbb{P}[T > t]$
	Unemployed	Employed		Unemployed	Employed	
Real earnings in 1979		7119.25 (4873.43)		8463.50 (4880.30)		
Proportion Hispanic	0.13 (0.34)	0.12 (0.33)	0.73	0.13 (0.33)	0.11 (0.31)	0.45
Age, years	34.40 (7.27)	33.18 (7.01)	0.04	33.80 (7.74)	33.73 (7.12)	0.91
Proportion Black	0.81 (0.39)	0.82 (0.39)	0.90	0.83 (0.38)	0.84 (0.36)	0.67
Years of education	9.99 (2.15)	10.50 (1.90)	0.00	10.11 (1.95)	10.47 (1.81)	0.02
Proportion of high school dropouts	0.75 (0.43)	0.63 (0.48)	0.00	0.73 (0.44)	0.68 (0.47)	0.15
Proportion married	0.03 (0.16)	0.05 (0.22)	0.12	0.03 (0.16)	0.02 (0.13)	0.52
Number of children in 1975	2.36 (1.42)	2.12 (1.25)	0.03	2.19 (1.29)	2.18 (1.30)	0.95
Observations	270	330	600	270	315	585

Notes: Standard deviations are in parentheses. Reported p-values are from the test of equality for two means between the observed and missing samples. Real earnings in 1975 are expressed in terms of 1982 dollars.

D.5 Impact of Work From Home on Employee Performance: Sample Selection Based on Attrition

Table D.6: Observed counts WFH experiment

S_0	S_1	$(D = 0)$	$(D = 1)$	Total
0	0	0	0	0
0	1	0	0	0
1	0	41	21	62
1	1	77	110	187
Total		118	131	249