

Lattice QCD calculation of the π^0 -pole contribution to the hadronic light-by-light scattering in the anomalous magnetic moment of the muon

Tian Lin,¹ Mattia Bruno,^{2,3} Xu Feng,^{1,4,5} Lu-Chang Jin,⁶ Christoph Lehner,⁷ Chuan Liu,^{1,4,5} and Qi-Yuan Luo¹

¹*School of Physics, Peking University, Beijing 100871, China*

²*Dipartimento di Fisica, Università di Milano-Bicocca, Piazza della Scienza 3, I-20126 Milano, Italy*

³*INFN, Sezione di Milano-Bicocca, Piazza della Scienza 3, I-20126 Milano, Italy*

⁴*Collaborative Innovation Center of Quantum Matter, Beijing 100871, China*

⁵*Center for High Energy Physics, Peking University, Beijing 100871, China*

⁶*Department of Physics, University of Connecticut, Storrs, CT 06269, USA*

⁷*Fakultät für Physik, Universität Regensburg, Universitätsstraße 31, 93040 Regensburg, Germany*

(Dated: November 12, 2024)

We develop a method to compute the pion transition form factors directly at arbitrary photon momenta and use it to determine the π^0 -pole contribution to the hadronic light-by-light scattering in the anomalous magnetic moment of the muon. The calculation is performed using eight gauge ensembles generated with 2+1 flavor domain wall fermions, incorporating multiple pion masses, lattice spacings, and volumes. By introducing a pion structure function and performing a Gegenbauer expansion, we demonstrate that about 98% of the π^0 -pole contribution can be extracted in a model-independent manner, thereby ensuring that systematic effects are well controlled. After applying finite-volume corrections, as well as performing chiral and continuum extrapolations, we obtain the final result for the π^0 -pole contribution to the hadronic light-by-light scattering in the muon's anomalous magnetic moment, $a_\mu^{\pi^0\text{-pole}} = 59.6(2.2) \times 10^{-11}$, and the π^0 decay width, $\Gamma_{\pi^0 \rightarrow \gamma\gamma} = 7.20(35)$ eV.

INTRODUCTION

The anomalous magnetic moment of the muon, a_μ , is one of the most precisely measured quantities in physics. Recent measurements at Fermilab [1, 2], combined with earlier results from Brookhaven [3], have reached a precision of 0.19 ppm. There was a 5.2σ discrepancy between these results and the Standard Model prediction, as summarized in the 2020 white paper [4]. However, recent theoretical updates, discussed below, have brought new insights.

The main theoretical uncertainties stem from hadronic contributions, particularly from hadronic vacuum polarization (HVP) at $\mathcal{O}(\alpha^2)$ and hadronic light-by-light scattering (HLbL) at $\mathcal{O}(\alpha^3)$ with α the fine-structure constant. Since the first lattice QCD calculation of HVP in 2002 [5], various studies using different quark actions have advanced methodology and analyzed systematic effects [6–20]. It is now standard to divide the total HVP contribution into Euclidean windows [21], with consistent results across lattice collaborations for short- and intermediate-distance windows [22–34]. However, a significant discrepancy remains between these lattice results and the 2020 white paper values based on $e^+e^- \rightarrow$ hadrons data [4]. The RBC-UKQCD Collaboration recently reported the most precise calculation of the total isospin-symmetric light-quark connected contribution to HVP [35], finding it over 4σ higher than data-driven estimates [36] and 1.7σ above the 2020 BMWc result [23]. Experimental findings from CMD-3 [37] also conflict with previous experiments, intensifying concerns about the data-driven HVP values in the 2020 white pa-

per. The Budapest-Marseille-Wuppertal (BMWc) collaboration's sub-percent HVP result [23] and recent improvement [32], which combines a lattice result with a small portion of $e^+e^- \rightarrow$ hadrons data following a proposal of Ref. [21], also suggest that the long-standing anomaly in $g - 2$ may have to be substantially revised.

For HLbL, two complementary approaches provide theoretical predictions that are in good agreement. One involves direct lattice QCD computations of the HLbL contribution using vector-current four-point correlation functions [38–45]. The other is a data-driven analysis based on a dispersive framework [46–49], where the leading hadronic contribution arises from pseudoscalar poles, particularly the π^0 pole (see Fig. 1). Several studies have calculated the pseudoscalar-pole contribution to HLbL using lattice QCD [50–55]. So far, both approaches yield comparable uncertainties. Since the π^0 -pole contribution amounts for 2/3 of the total HLbL, a careful examination of systematic effects and further reduction of the total uncertainties will be crucial for refining the theoretical prediction of HLbL.

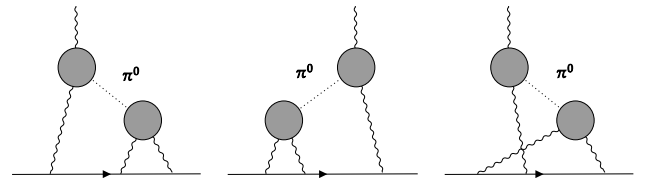


Figure 1. Pion-pole contribution to the HLbL.

The π^0 -pole contribution to HLbL, $a_\mu^{\pi^0\text{-pole}}$, is defined

by the dispersive formula [56]

$$a_{\mu}^{\pi^0\text{-pole}} = \left(\frac{\alpha}{\pi}\right)^3 \int_0^{\infty} dQ_1 \int_0^{\infty} dQ_2 \int_{-1}^1 d\tau$$

$$w_1(Q_1, Q_2, \tau) \mathcal{F}_{\pi^0\gamma^*\gamma}(-Q_1^2, 0) \mathcal{F}_{\pi^0\gamma^*\gamma^*}(-Q_2^2, -Q_3^2) +$$

$$w_2(Q_1, Q_2, \tau) \mathcal{F}_{\pi^0\gamma^*\gamma}(-Q_3^2, 0) \mathcal{F}_{\pi^0\gamma^*\gamma^*}(-Q_1^2, -Q_2^2) (1)$$

where w_1, w_2 are known weight functions, and Q_3 is defined in terms of τ with $\tau \equiv \frac{Q_3^2 - Q_1^2 - Q_2^2}{2Q_1Q_2}$. The key component here is the π^0 transition form factor (TFF), $\mathcal{F}_{\pi^0\gamma^*\gamma^*}(-Q^2, -Q'^2)$, which is essential for calculating $a_{\mu}^{\pi^0\text{-pole}}$. Previous studies [50–55, 57] adopt the time-momentum representation as proposed by Ref. [58], where momenta for the pion and photons are limited to discrete values, necessitating parametrization like the z -expansion for momentum extrapolation. However, the truncated z -expansion introduces model-dependent errors that are hard to quantify. In practical lattice calculations, typically 4–6 parameters are used to fit the entire TFF. While it can be demonstrated that the lattice data are consistent with the fit, ensuring that the results are constrained by the lattice data rather than by the fitting form is challenging, especially in momentum regions where direct lattice calculations are noisier than the fit. To mitigate this, we adopt a different approach based on a theoretical constraint derived in this work (Eq. (7)), allowing us to calculate the majority of the TFF in a completely model-independent manner. The remaining small model dependent part is isolated, so we can study the dependence explicitly.

Our calculation of TFFs with arbitrary photon momenta builds upon a technique previously employed in the studies of $\pi^0 \rightarrow e^+e^-$ [59] and $\eta_c \rightarrow \gamma\gamma$ [60]. Applying this method to calculate $a_{\mu}^{\pi^0\text{-pole}}$, however, introduced new challenges, necessitating further methodological developments and key refinements. Notably, we observed that the quark-disconnected diagrams contribute with the same sign as the quark-connected ones, contrary to previous results [50–54, 57, 59]. This finding partly clarifies the earlier 1–2 σ tension between lattice calculations and experimental measurements of the π^0 decay width.

METHODOLOGY

We begin by calculating the $\pi^0 \rightarrow \gamma^*\gamma^*$ TFF in infinite volume. The relevant hadronic matrix element in Euclidean spacetime is given as

$$\mathcal{H}_{\mu\nu}(x) \equiv \left\langle 0 \left| T \left\{ J_{\mu} \left(\frac{x}{2} \right) J_{\nu} \left(-\frac{x}{2} \right) \right\} \right| \pi(P) \right\rangle, \quad (2)$$

where $J_{\mu}(x)$ represents the electromagnetic current, and $P = (iE_{\pi}, \vec{p})$ denotes the 4-momentum of the on-shell pion. The TFF can be extracted via the Fourier trans-

form

$$\mathcal{F}_{\mu\nu}(Q, Q') = \int d^4x e^{-i(Q-\frac{P}{2})\cdot x} \mathcal{H}_{\mu\nu}(x), \quad (3)$$

with $Q' = P - Q$ and $Q = (iE, \vec{q})$ taking arbitrary real values for E and \vec{q} . The hadronic function $\mathcal{H}_{\mu\nu}(x)$ in coordinate space and $\mathcal{F}_{\mu\nu}(Q, Q')$ in momentum space share the same Lorentz structure and can be decomposed as

$$\mathcal{H}_{\mu\nu}(x) = -\varepsilon_{\mu\nu\alpha\beta} x_{\alpha} P_{\beta} H(x^2, P \cdot x),$$

$$\mathcal{F}_{\mu\nu}(Q, Q') = i\varepsilon_{\mu\nu\alpha\beta} Q_{\alpha} P_{\beta} \mathcal{F}_{\pi^0\gamma^*\gamma^*}(-Q^2, -Q'^2). \quad (4)$$

The relation between the scalar functions $H(x^2, P \cdot x)$ and $\mathcal{F}_{\pi^0\gamma^*\gamma^*}(-Q^2, -Q'^2)$ is given in

$$\mathcal{F}_{\pi^0\gamma^*\gamma^*}(-Q^2, -Q'^2) = \int d^4x \omega(K, P, x) H(x^2, P \cdot x),$$

$$\omega(K, P, x) \equiv i e^{-iK \cdot x} \frac{(K \cdot x) P^2 - (K \cdot P)(P \cdot x)}{K^2 P^2 - (K \cdot P)^2}, \quad (5)$$

where $K = Q - P/2$.

In the pion rest frame, where $P = (im_{\pi}, 0)$, $H(x^2, P \cdot x)$ remains invariant under spatial rotations. By performing the spatial $SO(3)$ average of $\omega(K, P, x)$, we get

$$\langle \omega(K, P, x) \rangle_{SO(3)} = e^{(E - \frac{1}{2}m_{\pi})t} \frac{|\vec{x}|}{|\vec{q}|} j_1(|\vec{q}||\vec{x}|), \quad (6)$$

where $j_1(x)$ represents a spherical Bessel function. While the factor $e^{(E - \frac{1}{2}m_{\pi})t}$ grows exponentially, the rapid oscillation of $j_1(|\vec{q}||\vec{x}|)$ causes exponential suppression in the spatial integral, ensuring convergence of the spacetime integral in Eq. (5) for accurate TFFs. However, in practical lattice calculations, numerical evaluation of $H(x^2, P \cdot x)$ introduces statistical noise. Although the signal cancels out in the integral, the noise does not, leading to significant uncertainty in the lattice data, particularly when E is large [61].

The challenge lies in the fact that both the hadronic function $H(x^2, P \cdot x)$ and the weight function are only $SO(3)$ -symmetric. Achieving $SO(4)$ -symmetry in the hadronic function would greatly simplify the weight function. To address this issue, we introduce a pion structure function $\phi_{\pi}(x^2, u)$ and express $H(x^2, P \cdot x)$ as

$$H(x^2, P \cdot x) = \int_0^1 du e^{i(u-\frac{1}{2})P \cdot x} \phi_{\pi}(x^2, u) H(x^2, 0), \quad (7)$$

where $\phi_{\pi}(x^2, u)$ satisfies the normalization condition $\int_0^1 du \phi_{\pi}(x^2, u) = 1, \forall x^2$. Expressions like Eq. (7) typically arise in perturbative analyses. At small spacelike separations, i.e., $x^2 \ll \Lambda_{\text{QCD}}^{-2}$, $\phi_{\pi}(x^2, u)$ corresponds to the pion distribution amplitude, up to $\mathcal{O}(\alpha_s)$ corrections and higher-twist effects [62–64]. In the Supplemental Material [61], we demonstrate that Eq. (7) also holds in the non-perturbative regime, implying that $\phi_{\pi}(x^2, u)$ represents more than just a pion distribution amplitude. The

symmetry $\phi_\pi(x^2, u) = \phi_\pi(x^2, 1-u)$ follows from the property $\mathcal{H}_{\mu\nu}(x) = \mathcal{H}_{\nu\mu}(-x)$.

Substituting Eq. (7) into Eq. (5), we obtain

$$\mathcal{F}_{\pi^0\gamma^*\gamma^*}(-Q^2, -Q'^2) = \int_0^1 du \int d^4x \omega(\bar{K}, P, x) \times \phi_\pi(x^2, u) H(x^2, 0), \quad (8)$$

with $\bar{K} = Q - uP$. Since $\phi_\pi(x^2, u)H(x^2, 0)$ is symmetric under $SO(4)$ spacetime rotations, we can perform an $SO(4)$ average for the weight function $\omega(\bar{K}, P, x)$

$$\langle \omega(\bar{K}, P, x) \rangle_{SO(4)} = 2 \frac{J_2(|\bar{K}||x|)}{\bar{K}^2}, \quad (9)$$

with $J_2(x)$ the Bessel function. Notably, for the $SO(4)$ average, the pion need not be at rest, and the formulas are valid for any momentum P . Since $J_2(|\bar{K}||x|)$ does not exhibit exponential growth at large $|\bar{K}||x|$, there is no signal-to-noise problem in computing the TFFs. To fully utilize the lattice data, we replace $H(x^2, 0)$ in Eq. (8) with $H(x^2, P \cdot x)$ from Eq. (7), resulting in the master formula

$$\begin{aligned} & \mathcal{F}_{\pi^0\gamma^*\gamma^*}(-Q^2, -Q'^2) \\ &= \frac{2}{\eta(P)} \int d^4x \int_0^1 du \frac{J_2(|\bar{K}||x|)}{\bar{K}^2} \phi_\pi(x^2, u) \frac{x_\perp}{|x|} H(x^2, 0) \\ &= \frac{2}{\eta(P)} \int d^4x \frac{\int_0^1 du \frac{J_2(|\bar{K}||x|)}{\bar{K}^2} \phi_\pi(x^2, u) \frac{x_\perp}{|x|} H(x^2, P \cdot x)}{\int_0^1 du e^{i(u-\frac{1}{2})P \cdot x} \phi_\pi(x^2, u)}, \end{aligned} \quad (10)$$

where $\frac{x_\perp}{|x|} \equiv \frac{|x - \frac{P \cdot x}{P^2} P|}{|x|} = \sqrt{1 - \frac{(P \cdot x)^2}{P^2 x^2}}$, and $\eta(P) = \frac{1}{2\pi^2} \int d\Omega_x \frac{x_\perp}{|x|}$. $d\Omega_x$ is the solid angle associated with the four-dimensional vector x . In the pion rest frame, we have $\frac{x_\perp}{|x|} = \frac{|\vec{x}|}{|x|}$ and $\eta(P) = \frac{8}{3\pi}$. For a given x^2 , the hadronic input $H(x^2, P \cdot x)$ is noisier at small x_\perp , so multiplying by $\frac{x_\perp}{|x|}$ emphasizes more accurate data in the integral. Compared to Eq. (8), using the full data set for $H(x^2, P \cdot x)$ reduces the error by 30%, and including the $\frac{x_\perp}{|x|}$ factor cuts it by an additional 10%.

The determination of TFFs using Eq. (10) depends on the input of $\phi_\pi(x^2, u)$, which is extracted from $H(x^2, P \cdot x)$ via Eq. (7), presenting an inverse problem. Fortunately, our primary goal is to calculate $a_\mu^{\pi^0\text{-pole}}$, a weighted integral of the TFFs, rather than determining them at specific momenta. This quantity is mainly influenced by low-energy contributions linked to the muon or pion mass scale, making it relatively insensitive to the specifics of $\phi_\pi(x^2, u)$. To investigate this further, we perform a Gegenbauer expansion for $\phi_\pi(x^2, u)$ [65–67]

$$\phi_\pi(x^2, u) = 6u(1-u) \sum_{n=0}^{\infty} \varphi_{2n}(r) C_{2n}^{(\frac{3}{2})}(2u-1), \quad (11)$$

where $r \equiv |x|$ and $C_{2n}^{(\frac{3}{2})}(u)$ are the Gegenbauer polynomials. Under this expansion, $a_\mu^{\pi^0\text{-pole}}$ can be expressed as

$$\begin{aligned} a_\mu^{\pi^0\text{-pole}} &= \int dr_1 \int dr_2 \sum_{n \geq m} c_{2n, 2m}(r_1, r_2) \varphi_{2n}(r_1) \varphi_{2m}(r_2) \\ &= a_{0,0}^{\pi^0\text{-pole}} + a_{2,0}^{\pi^0\text{-pole}} + a_{2,2}^{\pi^0\text{-pole}} + a_{4,0}^{\pi^0\text{-pole}} \dots \end{aligned} \quad (12)$$

Here the coefficients $c_{2n, 2m}(r_1, r_2)$ can be computed using the lattice hadronic function as input. Given the normalization condition of $\phi_\pi(x^2, u)$, we have $\varphi_0(r) = 1$, $\forall r$. The structural dependence is captured by $\varphi_{2n}(r)$ for $n > 0$. Therefore, the first term, $a_{0,0}^{\pi^0\text{-pole}}$, is independent of the specific details of $\phi_\pi(x^2, u)$. In the Supplemental Material [61] we demonstrate that $a_{0,0}^{\pi^0\text{-pole}}$ provides the dominant contribution, and that the terms $a_{2n, 2m}^{\pi^0\text{-pole}}$ with n or $m > 0$ become rapidly suppressed as n and m increase, assuming $|\varphi_{2n}(r)|$ do not significantly exceed 1.

NUMERICAL ANALYSIS

We utilize 2+1-flavor domain wall fermion gauge ensembles generated by the RBC-UKQCD Collaboration, with parameters listed in Table I [68]. The primary analysis focuses on the two finer ensembles at near-physical pion masses, 48I and 64I, which use the Iwasaki action. Additionally, we include six other ensembles—24D, 32D, 32Df and 24DH (Iwasaki + DSDR action), and 24IH and 32IcH (Iwasaki action)—to control systematic errors.

Ensembles	a^{-1} [GeV]	L [fm]	m_π [MeV]	$N_{\text{conf}} \times N_{\text{meas}}$
24D	1.023(2)	4.6	142.6(3)	253×1024
32D	1.023(2)	6.2	142.5(4)	63×2048
32Df	1.378(5)	4.6	142.9(7)	69×1024
48I	1.731(3)	5.5	139.7(3)	112×2048
64I	2.355(5)	5.4	138.9(4)	41×2048
24DH	1.023(2)	4.6	343.5(8)	37×1024
24IH	1.785(5)	2.7	341.1(1.3)	77×512
32IcH	1.785(5)	3.5	340.1(1.2)	38×512

Table I. Parameters of the gauge ensembles used in this study. For each ensemble, we provide the inverse of lattice spacing a^{-1} , the spatial extent L , the pion mass m_π , and the number of configurations N_{conf} multiplied by the number of measurements per configuration N_{meas} .

We compute the three-point correlation function $\langle J_\mu(x) J_\nu(y) \bar{O}_\pi(t_i) \rangle$ with $t_i = \min(t_x, t_y) - \Delta t$. The time separation Δt between the wall-source operator \bar{O}_π and the nearest electromagnetic current is chosen to be sufficiently large to suppress excited-state contamination. For the two vector currents, one is treated as the source and the other as the sink, with the source placed at 512, 1024 or 2048 random spacetime locations, denoted by N_{meas} in Table I. The two-point correlation function

$\langle O_\pi(t)\bar{O}_\pi(0) \rangle$ is also computed to provide the normalization factor and pion mass necessary for extracting the matrix element $\mathcal{H}_{\mu\nu}(x)$. The Dirac matrix inversions are accelerated using the locally-coherent Lanczos algorithm [69]. Both connected and disconnected diagrams are evaluated.

To study the dependence on the coefficients φ_{2n} , we introduce five commonly used parameterizations of $\phi_\pi(x^2, u)$ from the literature [62–64, 66, 67, 70–73]

$$\begin{aligned}\phi_\pi^{\text{VMD}}(x^2, u) &= 1, \\ \phi_\pi^{\text{AdS/QCD}}(x^2, u) &= \frac{8}{\pi}\sqrt{u(1-u)}, \\ \phi_\pi^{\text{asym}}(x^2, u) &= 6u(1-u), \\ \phi_\pi^{\text{point-like}}(x^2, u) &= \delta(u - \frac{1}{2}), \\ \phi_\pi^{\text{CZ}}(x^2, u) &= 30u(1-u)(1-2u)^2.\end{aligned}\quad (13)$$

Using the parameterizations of $\phi_\pi(x^2, u)$ and lattice QCD inputs for $H(x^2, P \cdot x)$, we compute the TFFs via Eq. (10). Results for a single virtual photon are shown in Fig. 2. The curves from the five parameterizations form a broad region that encompasses all experimental data measured by BABAR [74], CELLO [75], CLEO [76], Belle [77] and BESIII [78]. At large momentum transfer, the TFFs can be derived by expanding the product of the two currents on the light-cone, yielding the leading-order prediction in perturbative QCD (LO pQCD) and at leading twist [66, 67]

$$\mathcal{F}_{\pi^0\gamma^*\gamma^*}(-Q^2, -Q'^2) = \frac{2}{3}f_\pi \int_0^1 du \frac{\phi_\pi^{\text{asym}}(x^2, u)}{uQ^2 + (1-u)Q'^2}, \quad (14)$$

where f_π is the pion decay constant. As $Q^2 \rightarrow \infty$, we have $Q^2\mathcal{F}_{\pi^0\gamma^*\gamma^*}(-Q^2, 0) = 2f_\pi$. This LO pQCD prediction, known as Brodsky-Lepage limit, is shown as the black line in Fig. 2. This line reflects the large-momentum behavior of the TFFs, making it challenging to match using parameterizations based on low-momentum expansions, such as the z -expansion, without constraints from the high-momentum region. Nevertheless, it lies safely within the region generated by the five parameterizations mentioned above. Overall, these results suggest that combining the five parameterizations offers a conservative estimate of the systematic uncertainty introduced by the structure function.

By performing the Gegenbauer expansion of $\phi_\pi(x^2, u)$, we obtain $\varphi_2(r) = 0.667, 0.389, 0.146, 0$ and -0.583 for CZ, VMD, AdS/QCD, OPE asymptotic and point-like parameterizations, respectively. The absolute values of these terms are all smaller than $\varphi_0 = 1$. As demonstrated in Supplemental Material [61], when these terms contribute to $a_\mu^{\pi^0\text{-pole}}$, their effects are suppressed by more than an order of magnitude. Higher-order terms, like φ_4 , are further suppressed by an additional order of magnitude and can therefore be neglected. In Fig. 3, we illus-

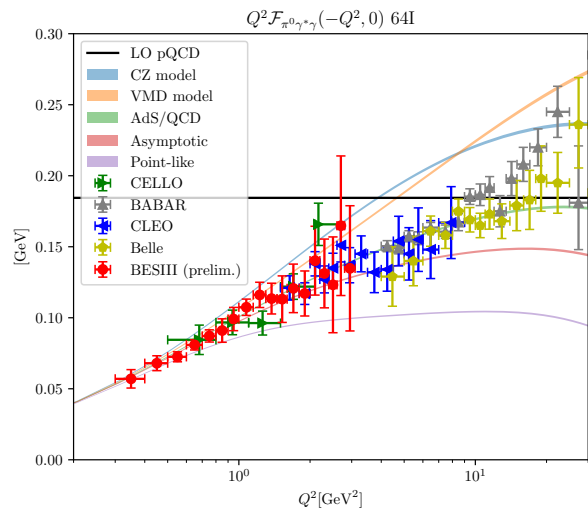


Figure 2. Comparison between experimental measurements of TFFs with a single virtual photon and lattice QCD calculations using different parameterizations of $\phi_\pi(x^2, u)$ as inputs.

trate using the 64I ensemble that $a_\mu^{\pi^0\text{-pole}}$ depends almost linearly on $\varphi_2(r)$, confirming that the contributions from higher-order terms are minimal.

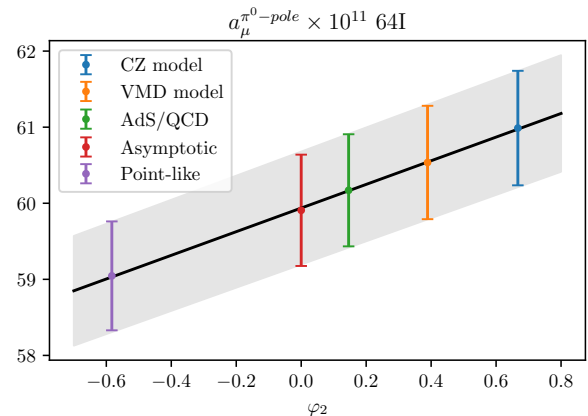


Figure 3. $a_\mu^{\pi^0\text{-pole}}$ as a function of $\varphi_2(r)$. The results align closely with a linear form, indicating that higher-order effects are negligible.

In Eq. (13), the parameterizations of $\phi_\pi(x^2, u)$ are all independent of the scale x^2 . Consequently, $\varphi_2(r)$ is also independent of $r = |x|$. When considering the r -dependence of $\varphi_2(r)$, one can express $a_{2,0}^{\pi^0\text{-pole}}$ in Eq. (12) as $a_{2,0}^{\pi^0\text{-pole}} = \int dr d_{2,0}(r)\varphi_2(r)$, where $d_{2,0}(r) = \int dr' c_{2,0}(r, r')$. We have calculated $d_{2,0}(r)$ in the Supplemental Material [61] and find it to be consistently positive. As long as $\varphi_2(r)$ falls within the range spanned by the five parameterizations for any $r > 0$, these x^2 -independent parameterizations for $\phi_\pi(x^2, u)$ will provide a safe bound for the final result.

Ensembles	$a_\mu^{\pi^0\text{-pole}} \times 10^{11}$
24D	65.67(42) _{stat} (100) _{ϕ}
32D	66.06(49) _{stat} (106) _{ϕ}
32Df	59.94(65) _{stat} (93) _{ϕ}
48I	60.39(39) _{stat} (99) _{ϕ}
64I	60.01(69) _{stat} (97) _{ϕ}

Table II. Results for $a_\mu^{\pi^0\text{-pole}}$ for the gauge ensembles with near-physical pion masses. These results include finite-volume corrections, unphysical pion mass corrections and disconnected contributions. The uncertainty labeled with the subscript ϕ indicates that it stems from the five different parameterizations.

Table II lists $a_\mu^{\pi^0\text{-pole}}$ results for ensembles with near-physical pion masses, incorporating finite-volume corrections, unphysical pion mass corrections, and disconnected contributions (see Supplemental Material [61] for details). Before finite-volume corrections, the 24D and 32D ensembles—differing only by volume—exhibit clear finite-volume effects. After correction, the results differ by less than 1σ , likely due to statistical fluctuations; however, this difference is conservatively treated as a systematic uncertainty. Using additional 32IcH ensemble with a heavier pion mass, we estimate and correct for pion mass dependence. These corrections are small relative to other systematic effects. The primary uncertainty stems from five different parameterizations. The CZ parameterization yields the maximum value for $a_\mu^{\pi^0\text{-pole}}$, while the point-like yields the minimum. The central result is quoted as the average, with half of their difference as the systematic uncertainty. The continuum extrapolations are shown in Fig. 4. A linear a^2 fit to 48I and 64I data points gives $a_\mu^{\pi^0\text{-pole}} = 59.6(1.6)_{\text{stat}}(1.0)_\phi$. To estimate residual $O(a^4)$ lattice artifacts, we use a combined quadratic fit incorporating the 32D and 32Df data, yielding $a_\mu^{\pi^0\text{-pole}} = 60.6(1.8)_{\text{stat}}(1.0)_\phi$. The difference between these fits serves as the residual artifact estimate. Details of the quadratic fit are provided in the Supplemental Material [61]. The final result is

$$a_\mu^{\pi^0\text{-pole}} = 59.6(1.6)_{\text{stat}}(1.0)_\phi(1.0)_a(0.4)_{\text{FV}} \times 10^{-11}. \quad (15)$$

The model-independent component $a_{0,0}^{\pi^0\text{-pole}}$ is given by $a_{0,0}^{\pi^0\text{-pole}} = 59.6(1.6)_{\text{stat}} \times 10^{-11}$, showing strong consistency as averaging the CZ and point-like parameterizations suppresses the contribution from the $\varphi_2(r)$ term.

We also calculate the π^0 decay width as $\Gamma_{\pi^0 \rightarrow \gamma\gamma} = 7.20(35)$ eV, which is $\sim 1.6\sigma$ below the experimental result of $\Gamma_{\pi^0 \rightarrow \gamma\gamma} = 7.80(12)$ eV [79].

CONCLUSION

We have developed a method to calculate $a_\mu^{\pi^0\text{-pole}}$, the π^0 -pole contribution to the HLbL in the muon $g-2$.

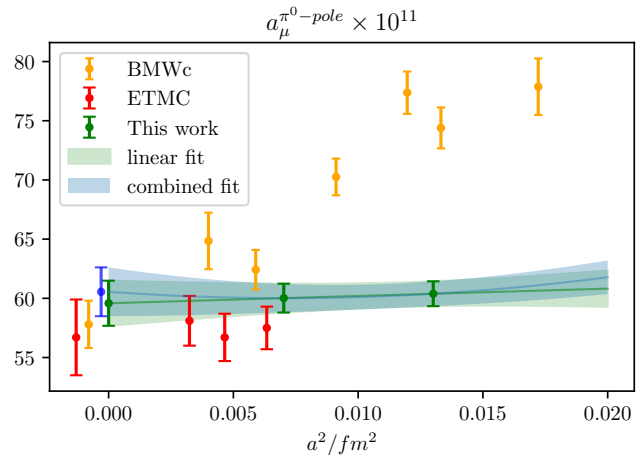


Figure 4. Lattice results for $a_\mu^{\pi^0\text{-pole}}$ as a function of the lattice spacing squared, a^2 . For each data point from this work, the uncertainty reflects both statistical error and systematic variations from different parameterizations of $\phi_\pi(x^2, u)$. These results are compared with previous findings from the BMWc [52] and ETMC [53] Collaborations. In the continuum limit, our results are slightly higher than those from other calculations, primarily because our disconnected contributions are positive, whereas in other studies, they contribute negatively.

Our approach includes an $SO(4)$ average to compute the TFFs at arbitrary photon momenta and introduces a structure function, $\phi_\pi(x^2, u)$, to mitigate the signal-to-noise problem. As demonstrated in the Supplemental Material, $\phi_\pi(x^2, u) = 0$ for $u \notin [0, 1]$, providing an additional constraint that improves the lattice results compared to other methods. To estimate the systematic effects associated with $\phi_\pi(x^2, u)$, we employ a Gegenbauer expansion and introduce five parameterizations of the structure function, spanning a wide range of large-momentum behaviors for the TFFs. Future work can reduce systematic uncertainties further by calculating the hadronic function $H(x^2, P \cdot x)$ at more values of $P \cdot x$ by boosting the pion.

In this calculation, we conduct a detailed analysis of various systematic effects. In Fig. 5, we compare our final result with other lattice QCD calculations[51–53], dispersive analyses [80], and phenomenological studies [81–83]. Despite methodological differences, our results align well with other lattice calculations but yield a larger value due to the opposite sign we obtain for disconnected contributions, bringing our lattice results closer to dispersive analysis estimates.

Expanding on methods used for decay amplitudes in processes like $\pi^0 \rightarrow e^+e^-$ and $\eta_c \rightarrow \gamma\gamma$, our approach holds promise for future calculations of the η - and η' -pole contributions to the HLbL in the muon $g-2$, where heavier meson masses allow for a wider range of $P \cdot x$ in $H(x^2, P \cdot x)$.

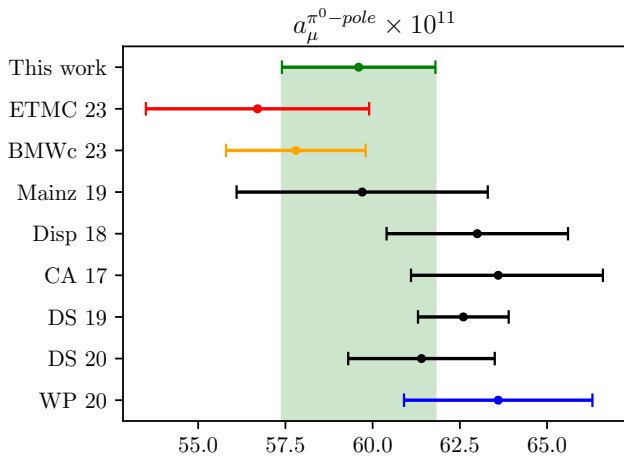


Figure 5. Comparison of various results for $a_\mu^{\pi^0\text{-pole}}$, including lattice calculations, dispersive analyses, and phenomenological studies. The results, listed from top to bottom, include: lattice QCD calculations from ETMC 23 [53], BMWc 23 [52], and Mainz 19 [51]; dispersive analysis (Disp 18) [80]; Canterbury approximants (CA 19) [81]; Dyson-Schwinger approach (DS 19) [82] and (DS 20) [83]; and the 2020 White Paper (WP 20) [4].

Acknowledgments – X.F., T.L., C.L. and Q.Y.L. were supported in part by NSFC of China under Grant No. 12125501, No. 12293060, No. 12293063, and No. 12141501, and National Key Research and Development Program of China under No. 2020YFA0406400. L.C.J. acknowledges support by DOE Office of Science Early Career Award No. DE-SC0021147 and DOE Award No. DE-SC0010339. M.B. is (partially) supported by ICSC - Centro Nazionale di Ricerca in High Performance Computing, Big Data and Quantum Computing, funded by European Union – NextGenerationEU. The research reported in this work was carried out using the computing facilities at Chinese National Supercomputer Center in Tianjin. It also made use of computing and long-term storage facilities of the USQCD Collaboration, which are funded by the Office of Science of the U.S. Department of Energy. An award of computer time was provided by the ASCR Leadership Computing Challenge (ALCC) and Innovative and Novel Computational Impact on Theory and Experiment (INCITE) programs. Data used in this work was generated in part using CPS [84], GPT [85], Grid [86, 87], and QLattice [88].

[1] D. P. Aguillard *et al.* (Muon $g-2$), Measurement of the Positive Muon Anomalous Magnetic Moment to 0.20 ppm, Phys. Rev. Lett. **131**, 161802 (2023), arXiv:2308.06230 [hep-ex].
 [2] B. Abi *et al.* (Muon $g-2$), Measurement of the Positive Muon Anomalous Magnetic Moment to 0.46 ppm, Phys.

Rev. Lett. **126**, 141801 (2021), arXiv:2104.03281 [hep-ex].
 [3] G. W. Bennett *et al.* (Muon $g-2$), Final Report of the Muon E821 Anomalous Magnetic Moment Measurement at BNL, Phys. Rev. D **73**, 072003 (2006), arXiv:hep-ex/0602035.
 [4] T. Aoyama *et al.*, The anomalous magnetic moment of the muon in the Standard Model, Phys. Rept. **887**, 1 (2020), arXiv:2006.04822 [hep-ph].
 [5] T. Blum, Lattice calculation of the lowest order hadronic contribution to the muon anomalous magnetic moment, Phys. Rev. Lett. **91**, 052001 (2003), arXiv:hep-lat/0212018.
 [6] C. Aubin and T. Blum, Calculating the hadronic vacuum polarization and leading hadronic contribution to the muon anomalous magnetic moment with improved staggered quarks, Phys. Rev. D **75**, 114502 (2007), arXiv:hep-lat/0608011.
 [7] X. Feng, K. Jansen, M. Petschlies, and D. B. Renner, Two-flavor QCD correction to lepton magnetic moments at leading-order in the electromagnetic coupling, Phys. Rev. Lett. **107**, 081802 (2011), arXiv:1103.4818 [hep-lat].
 [8] P. Boyle, L. Del Debbio, E. Kerrane, and J. Zanotti, Lattice Determination of the Hadronic Contribution to the Muon $g-2$ using Dynamical Domain Wall Fermions, Phys. Rev. D **85**, 074504 (2012), arXiv:1107.1497 [hep-lat].
 [9] M. Della Morte, B. Jager, A. Juttner, and H. Wittig, Towards a precise lattice determination of the leading hadronic contribution to $(g-2)_\mu$, JHEP **03**, 055, arXiv:1112.2894 [hep-lat].
 [10] F. Burger, X. Feng, G. Hotzel, K. Jansen, M. Petschlies, and D. B. Renner (ETM), Four-Flavour Leading-Order Hadronic Contribution To The Muon Anomalous Magnetic Moment, JHEP **02**, 099, arXiv:1308.4327 [hep-lat].
 [11] D. Bernecker and H. B. Meyer, Vector Correlators in Lattice QCD: Methods and applications, Eur. Phys. J. A **47**, 148 (2011), arXiv:1107.4388 [hep-lat].
 [12] X. Feng, S. Hashimoto, G. Hotzel, K. Jansen, M. Petschlies, and D. B. Renner, Computing the hadronic vacuum polarization function by analytic continuation, Phys. Rev. D **88**, 034505 (2013), arXiv:1305.5878 [hep-lat].
 [13] M. Della Morte, A. Francis, V. Gülpers, G. Herdoíza, G. von Hippel, H. Horch, B. Jäger, H. B. Meyer, A. Nyfeler, and H. Wittig, The hadronic vacuum polarization contribution to the muon $g-2$ from lattice QCD, JHEP **10**, 020, arXiv:1705.01775 [hep-lat].
 [14] B. Chakraborty *et al.* (Fermilab Lattice, LATTICE-HPQCD, MILC), Strong-Isospin-Breaking Correction to the Muon Anomalous Magnetic Moment from Lattice QCD at the Physical Point, Phys. Rev. Lett. **120**, 152001 (2018), arXiv:1710.11212 [hep-lat].
 [15] S. Borsanyi *et al.* (Budapest-Marseille-Wuppertal), Hadronic vacuum polarization contribution to the anomalous magnetic moments of leptons from first principles, Phys. Rev. Lett. **121**, 022002 (2018), arXiv:1711.04980 [hep-lat].
 [16] D. Giusti, V. Lubicz, G. Martinelli, F. Sanfilippo, and S. Simula, Electromagnetic and strong isospin-breaking corrections to the muon $g-2$ from Lattice QCD+QED, Phys. Rev. D **99**, 114502 (2019), arXiv:1901.10462 [hep-lat].
 [17] E. Shintani and Y. Kuramashi (PACS), Hadronic vacuum

- polarization contribution to the muon $g - 2$ with 2+1 flavor lattice QCD on a larger than $(10 \text{ fm})^4$ lattice at the physical point, *Phys. Rev. D* **100**, 034517 (2019), arXiv:1902.00885 [hep-lat].
- [18] C. T. H. Davies *et al.* (Fermilab Lattice, LATTICE-HPQCD, MILC), Hadronic-vacuum-polarization contribution to the muon's anomalous magnetic moment from four-flavor lattice QCD, *Phys. Rev. D* **101**, 034512 (2020), arXiv:1902.04223 [hep-lat].
- [19] A. Gérardin, M. Cè, G. von Hippel, B. Hörz, H. B. Meyer, D. Mohler, K. Ottnad, J. Wilhelm, and H. Wittig, The leading hadronic contribution to $(g - 2)_\mu$ from lattice QCD with $N_f = 2 + 1$ flavours of $O(a)$ improved Wilson quarks, *Phys. Rev. D* **100**, 014510 (2019), arXiv:1904.03120 [hep-lat].
- [20] D. Giusti and S. Simula, Lepton anomalous magnetic moments in Lattice QCD+QED, PoS **LATTICE2019**, 104 (2019), arXiv:1910.03874 [hep-lat].
- [21] T. Blum, P. A. Boyle, V. Gülpers, T. Izubuchi, L. Jin, C. Jung, A. Jüttner, C. Lehner, A. Portelli, and J. T. Tsang (RBC, UKQCD), Calculation of the hadronic vacuum polarization contribution to the muon anomalous magnetic moment, *Phys. Rev. Lett.* **121**, 022003 (2018), arXiv:1801.07224 [hep-lat].
- [22] C. Aubin, T. Blum, C. Tu, M. Golterman, C. Jung, and S. Peris, Light quark vacuum polarization at the physical point and contribution to the muon $g - 2$, *Phys. Rev. D* **101**, 014503 (2020), arXiv:1905.09307 [hep-lat].
- [23] S. Borsanyi *et al.*, Leading hadronic contribution to the muon magnetic moment from lattice QCD, *Nature* **593**, 51 (2021), arXiv:2002.12347 [hep-lat].
- [24] D. Giusti and S. Simula, Window contributions to the muon hadronic vacuum polarization with twisted-mass fermions, PoS **LATTICE2021**, 189 (2022), arXiv:2111.15329 [hep-lat].
- [25] C. Lehner and A. S. Meyer, Consistency of hadronic vacuum polarization between lattice QCD and the R-ratio, *Phys. Rev. D* **101**, 074515 (2020), arXiv:2003.04177 [hep-lat].
- [26] C. Aubin, T. Blum, M. Golterman, and S. Peris, Muon anomalous magnetic moment with staggered fermions: Is the lattice spacing small enough?, *Phys. Rev. D* **106**, 054503 (2022), arXiv:2204.12256 [hep-lat].
- [27] G. Wang, T. Draper, K.-F. Liu, and Y.-B. Yang (chiQCD), Muon $g-2$ with overlap valence fermions, *Phys. Rev. D* **107**, 034513 (2023), arXiv:2204.01280 [hep-lat].
- [28] M. Cè *et al.*, Window observable for the hadronic vacuum polarization contribution to the muon $g-2$ from lattice QCD, *Phys. Rev. D* **106**, 114502 (2022), arXiv:2206.06582 [hep-lat].
- [29] C. Alexandrou *et al.* (Extended Twisted Mass), Lattice calculation of the short and intermediate time-distance hadronic vacuum polarization contributions to the muon magnetic moment using twisted-mass fermions, *Phys. Rev. D* **107**, 074506 (2023), arXiv:2206.15084 [hep-lat].
- [30] T. Blum *et al.* (RBC, UKQCD), Update of Euclidean windows of the hadronic vacuum polarization, *Phys. Rev. D* **108**, 054507 (2023), arXiv:2301.08696 [hep-lat].
- [31] A. Bazavov *et al.* (Fermilab Lattice, HPQCD, MILC), Light-quark connected intermediate-window contributions to the muon $g-2$ hadronic vacuum polarization from lattice QCD, *Phys. Rev. D* **107**, 114514 (2023), arXiv:2301.08274 [hep-lat].
- [32] A. Boccaletti *et al.*, High precision calculation of the hadronic vacuum polarisation contribution to the muon anomaly, (2024), arXiv:2407.10913 [hep-lat].
- [33] S. Kuberski, M. Cè, G. von Hippel, H. B. Meyer, K. Ottnad, A. Risch, and H. Wittig, Hadronic vacuum polarization in the muon $g - 2$: the short-distance contribution from lattice QCD, *JHEP* **03**, 172, arXiv:2401.11895 [hep-lat].
- [34] S. Spiegel and C. Lehner, A high-precision continuum limit study of the HVP short-distance window, (2024), arXiv:2410.17053 [hep-lat].
- [35] T. Blum *et al.* (RBC, UKQCD), The long-distance window of the hadronic vacuum polarization for the muon $g-2$, (2024), arXiv:2410.20590 [hep-lat].
- [36] D. Boito, M. Golterman, K. Maltman, and S. Peris, Data-based determination of the isospin-limit light-quark-connected contribution to the anomalous magnetic moment of the muon, *Phys. Rev. D* **107**, 074001 (2023), arXiv:2211.11055 [hep-ph].
- [37] F. V. Ignatov *et al.* (CMD-3), Measurement of the Pion Form Factor with CMD-3 Detector and its Implication to the Hadronic Contribution to Muon ($g-2$), *Phys. Rev. Lett.* **132**, 231903 (2024), arXiv:2309.12910 [hep-ex].
- [38] T. Blum, S. Chowdhury, M. Hayakawa, and T. Izubuchi, Hadronic light-by-light scattering contribution to the muon anomalous magnetic moment from lattice QCD, *Phys. Rev. Lett.* **114**, 012001 (2015), arXiv:1407.2923 [hep-lat].
- [39] T. Blum, N. Christ, M. Hayakawa, T. Izubuchi, L. Jin, and C. Lehner, Lattice Calculation of Hadronic Light-by-Light Contribution to the Muon Anomalous Magnetic Moment, *Phys. Rev. D* **93**, 014503 (2016), arXiv:1510.07100 [hep-lat].
- [40] T. Blum, N. Christ, M. Hayakawa, T. Izubuchi, L. Jin, C. Jung, and C. Lehner, Connected and Leading Disconnected Hadronic Light-by-Light Contribution to the Muon Anomalous Magnetic Moment with a Physical Pion Mass, *Phys. Rev. Lett.* **118**, 022005 (2017), arXiv:1610.04603 [hep-lat].
- [41] T. Blum, N. Christ, M. Hayakawa, T. Izubuchi, L. Jin, C. Jung, and C. Lehner, Using infinite volume, continuum QED and lattice QCD for the hadronic light-by-light contribution to the muon anomalous magnetic moment, *Phys. Rev. D* **96**, 034515 (2017), arXiv:1705.01067 [hep-lat].
- [42] E.-H. Chao, R. J. Hudspith, A. Gérardin, J. R. Green, H. B. Meyer, and K. Ottnad, Hadronic light-by-light contribution to $(g - 2)_\mu$ from lattice QCD: a complete calculation, *Eur. Phys. J. C* **81**, 651 (2021), arXiv:2104.02632 [hep-lat].
- [43] E.-H. Chao, R. J. Hudspith, A. Gérardin, J. R. Green, and H. B. Meyer, The charm-quark contribution to light-by-light scattering in the muon $(g - 2)$ from lattice QCD, *Eur. Phys. J. C* **82**, 664 (2022), arXiv:2204.08844 [hep-lat].
- [44] N. Asmussen, E.-H. Chao, A. Gérardin, J. R. Green, R. J. Hudspith, H. B. Meyer, and A. Nyffeler, Hadronic light-by-light scattering contribution to the muon $g - 2$ from lattice QCD: semi-analytical calculation of the QED kernel, *JHEP* **04**, 040, arXiv:2210.12263 [hep-lat].
- [45] T. Blum, N. Christ, M. Hayakawa, T. Izubuchi, L. Jin, C. Jung, C. Lehner, and C. Tu, Hadronic light-by-light contribution to the muon anomaly from lattice QCD with infinite volume QED at physical pion mass, (2023), arXiv:2304.04423 [hep-lat].

- [46] G. Colangelo, M. Hoferichter, M. Procura, and P. Stoffer, Dispersive approach to hadronic light-by-light scattering, *JHEP* **09**, 091, arXiv:1402.7081 [hep-ph].
- [47] G. Colangelo, M. Hoferichter, B. Kubis, M. Procura, and P. Stoffer, Towards a data-driven analysis of hadronic light-by-light scattering, *Phys. Lett. B* **738**, 6 (2014), arXiv:1408.2517 [hep-ph].
- [48] V. Pauk and M. Vanderhaeghen, Anomalous magnetic moment of the muon in a dispersive approach, *Phys. Rev. D* **90**, 113012 (2014), arXiv:1409.0819 [hep-ph].
- [49] G. Colangelo, M. Hoferichter, M. Procura, and P. Stoffer, Dispersion relation for hadronic light-by-light scattering: theoretical foundations, *JHEP* **09**, 074, arXiv:1506.01386 [hep-ph].
- [50] A. Gérardin, H. B. Meyer, and A. Nyffeler, Lattice calculation of the pion transition form factor $\pi^0 \rightarrow \gamma^* \gamma^*$, *Phys. Rev. D* **94**, 074507 (2016), arXiv:1607.08174 [hep-lat].
- [51] A. Gérardin, H. B. Meyer, and A. Nyffeler, Lattice calculation of the pion transition form factor with $N_f = 2 + 1$ Wilson quarks, *Phys. Rev. D* **100**, 034520 (2019), arXiv:1903.09471 [hep-lat].
- [52] A. Gérardin, W. E. A. Verplanke, G. Wang, Z. Fodor, J. N. Guenther, L. Lellouch, K. K. Szabo, and L. Varnhorst, Lattice calculation of the π^0 , η and η' transition form factors and the hadronic light-by-light contribution to the muon $g - 2$, (2023), arXiv:2305.04570 [hep-lat].
- [53] C. Alexandrou *et al.* (Extended Twisted Mass), Pion transition form factor from twisted-mass lattice QCD and the hadronic light-by-light π^0 -pole contribution to the muon $g-2$, *Phys. Rev. D* **108**, 094514 (2023), arXiv:2308.12458 [hep-lat].
- [54] J. Koponen, A. Gérardin, H. B. Meyer, K. Ottnad, and G. von Hippel, Status update: $\pi^0 \rightarrow \gamma^* \gamma^*$ transition form factor on CLS ensembles, *PoS LATTICE2023*, 254 (2024), arXiv:2311.07330 [hep-lat].
- [55] C. Alexandrou *et al.* (Extended Twisted Mass), $\eta \rightarrow \gamma^* \gamma^*$ transition form factor and the hadronic light-by-light η -pole contribution to the muon $g-2$ from lattice QCD, *Phys. Rev. D* **108**, 054509 (2023), arXiv:2212.06704 [hep-lat].
- [56] F. Jegerlehner and A. Nyffeler, The Muon $g-2$, *Phys. Rept.* **477**, 1 (2009), arXiv:0902.3360 [hep-ph].
- [57] X. Feng, S. Aoki, H. Fukaya, S. Hashimoto, T. Kaneko, J.-i. Noaki, and E. Shintani, Two-photon decay of the neutral pion in lattice QCD, *Phys. Rev. Lett.* **109**, 182001 (2012), arXiv:1206.1375 [hep-lat].
- [58] X.-d. Ji and C.-w. Jung, Studying hadronic structure of the photon in lattice QCD, *Phys. Rev. Lett.* **86**, 208 (2001), arXiv:hep-lat/0101014.
- [59] N. Christ, X. Feng, L. Jin, C. Tu, and Y. Zhao, Lattice QCD Calculation of $\pi^0 \rightarrow e^+ e^-$ Decay, *Phys. Rev. Lett.* **130**, 191901 (2023), arXiv:2208.03834 [hep-lat].
- [60] Y. Meng, X. Feng, C. Liu, T. Wang, and Z. Zou, First-principle calculation of the $\eta_c \rightarrow 2\gamma$ decay width from lattice QCD, *Sci. Bull.* **68**, 1880 (2023), arXiv:2109.09381 [hep-lat].
- [61] See Supplemental Material, which includes Refs. [79, 89–95], for additional information about the formula derivation and a detailed discussion of the numerical analysis.
- [62] V. Braun and D. Müller, Exclusive processes in position space and the pion distribution amplitude, *Eur. Phys. J. C* **55**, 349 (2008), arXiv:0709.1348 [hep-ph].
- [63] G. S. Bali *et al.*, Pion distribution amplitude from Euclidean correlation functions, *Eur. Phys. J. C* **78**, 217 (2018), arXiv:1709.04325 [hep-lat].
- [64] G. S. Bali, V. M. Braun, B. Gläßle, M. Göckeler, M. Gruber, F. Hutzler, P. Korcyl, A. Schäfer, P. Wein, and J.-H. Zhang, Pion distribution amplitude from Euclidean correlation functions: Exploring universality and higher-twist effects, *Phys. Rev. D* **98**, 094507 (2018), arXiv:1807.06671 [hep-lat].
- [65] A. V. Radyushkin, Deep Elastic Processes of Composite Particles in Field Theory and Asymptotic Freedom, (1977), arXiv:hep-ph/0410276.
- [66] G. P. Lepage and S. J. Brodsky, Exclusive Processes in Quantum Chromodynamics: Evolution Equations for Hadronic Wave Functions and the Form-Factors of Mesons, *Phys. Lett. B* **87**, 359 (1979).
- [67] G. P. Lepage and S. J. Brodsky, Exclusive Processes in Perturbative Quantum Chromodynamics, *Phys. Rev. D* **22**, 2157 (1980).
- [68] T. Blum *et al.* (RBC, UKQCD), Domain wall QCD with physical quark masses, *Phys. Rev. D* **93**, 074505 (2016), arXiv:1411.7017 [hep-lat].
- [69] M. A. Clark, C. Jung, and C. Lehner, Multi-Grid Lanczos, *EPJ Web Conf.* **175**, 14023 (2018), arXiv:1710.06884 [hep-lat].
- [70] V. L. Chernyak and A. R. Zhitnitsky, Exclusive Decays of Heavy Mesons, *Nucl. Phys. B* **201**, 492 (1982), [Erratum: *Nucl. Phys. B* 214, 547 (1983)].
- [71] E. Ruiz Arriola and W. Broniowski, Pion light cone wave function and pion distribution amplitude in the Nambu-Jona-Lasinio model, *Phys. Rev. D* **66**, 094016 (2002), arXiv:hep-ph/0207266.
- [72] J. Polchinski and M. J. Strassler, Deep inelastic scattering and gauge / string duality, *JHEP* **05**, 012, arXiv:hep-th/0209211.
- [73] S. J. Brodsky and G. F. de Téramond, Light-front hadron dynamics and AdS/CFT correspondence, *Phys. Lett. B* **582**, 211 (2004), arXiv:hep-th/0310227.
- [74] B. Aubert *et al.* (BaBar), Measurement of the gamma $\gamma^* \rightarrow \pi^0$ transition form factor, *Phys. Rev. D* **80**, 052002 (2009), arXiv:0905.4778 [hep-ex].
- [75] H. J. Behrend *et al.* (CELLO), A Measurement of the π^0 , eta and eta-prime electromagnetic form-factors, *Z. Phys. C* **49**, 401 (1991).
- [76] J. Gronberg *et al.* (CLEO), Measurements of the meson - photon transition form-factors of light pseudoscalar mesons at large momentum transfer, *Phys. Rev. D* **57**, 33 (1998), arXiv:hep-ex/9707031.
- [77] S. Uehara *et al.* (Belle), Measurement of $\gamma \gamma^* \rightarrow \pi^0$ transition form factor at Belle, *Phys. Rev. D* **86**, 092007 (2012), arXiv:1205.3249 [hep-ex].
- [78] C. F. Redmer (BESIII), Measurement of meson transition form factors at BESIII, in *13th Conference on the Intersections of Particle and Nuclear Physics* (2018) arXiv:1810.00654 [hep-ex].
- [79] I. Larin *et al.* (PrimEx-II), Precision measurement of the neutral pion lifetime, *Science* **368**, 506 (2020).
- [80] M. Hoferichter, B.-L. Hoid, B. Kubis, S. Leupold, and S. P. Schneider, Pion-pole contribution to hadronic light-by-light scattering in the anomalous magnetic moment of the muon, *Phys. Rev. Lett.* **121**, 112002 (2018), arXiv:1805.01471 [hep-ph].
- [81] P. Masjuan and P. Sanchez-Puertas, Pseudoscalar-pole contribution to the $(g_\mu - 2)$: a rational approach, *Phys. Rev. D* **95**, 054026 (2017), arXiv:1701.05829 [hep-ph].
- [82] G. Eichmann, C. S. Fischer, E. Weil, and R. Williams,

- Single pseudoscalar meson pole and pion box contributions to the anomalous magnetic moment of the muon, *Phys. Lett. B* **797**, 134855 (2019), [Erratum: *Phys. Lett. B* **799**, 135029 (2019)], arXiv:1903.10844 [hep-ph].
- [83] K. Raya, A. Bashir, and P. Roig, Contribution of neutral pseudoscalar mesons to a_μ^{HLbL} within a Schwinger-Dyson equations approach to QCD, *Phys. Rev. D* **101**, 074021 (2020), arXiv:1910.05960 [hep-ph].
- [84] C. Jung (RBC, UKQCD), Overview of Columbia Physics System, PoS **LATTICE2013**, 417 (2014).
- [85] C. Lehner, M. Bruno, D. Richtmann, M. Schlemmer, R. Lehner, D. Knüttel, T. Wurm, L. Jin, S. Bürger, A. Hackl, and A. Klein, Grid Python Toolkit (GPT), 2024-10 (2024).
- [86] P. A. Boyle, G. Cossu, A. Yamaguchi, and A. Portelli, Grid: A next generation data parallel C++ QCD library, PoS **LATTICE2015**, 023 (2016).
- [87] A. Yamaguchi, P. Boyle, G. Cossu, G. Filaci, C. Lehner, and A. Portelli, Grid: OneCode and FourAPIs, PoS **LATTICE2021**, 035 (2022), arXiv:2203.06777 [hep-lat].
- [88] L. Jin, G. Wang, J. Swaim, J. Tu, M. Tomii, and C. Lehner, *Qlattice 2024-11* (2024).
- [89] C. Michael and C. Urbach (ETM), Neutral mesons and disconnected diagrams in Twisted Mass QCD, PoS **LATTICE2007**, 122 (2007), arXiv:0709.4564 [hep-lat].
- [90] M. Foster and C. Michael (UKQCD), Quark mass dependence of hadron masses from lattice QCD, *Phys. Rev. D* **59**, 074503 (1999), arXiv:hep-lat/9810021.
- [91] C. McNeile and C. Michael (UKQCD), Decay width of light quark hybrid meson from the lattice, *Phys. Rev. D* **73**, 074506 (2006), arXiv:hep-lat/0603007.
- [92] L. Giusti, T. Harris, A. Nada, and S. Schaefer, Frequency-splitting estimators of single-propagator traces, *Eur. Phys. J. C* **79**, 586 (2019), arXiv:1903.10447 [hep-lat].
- [93] T. A. DeGrand and S. Schaefer, Improving meson two point functions in lattice QCD, *Comput. Phys. Commun.* **159**, 185 (2004), arXiv:hep-lat/0401011.
- [94] T. Blum, T. Izubuchi, and E. Shintani, New class of variance-reduction techniques using lattice symmetries, *Phys. Rev. D* **88**, 094503 (2013), arXiv:1208.4349 [hep-lat].
- [95] T. Blum, P. A. Boyle, T. Izubuchi, L. Jin, A. Jüttner, C. Lehner, K. Maltman, M. Marinkovic, A. Portelli, and M. Spraggs, Calculation of the hadronic vacuum polarization disconnected contribution to the muon anomalous magnetic moment, *Phys. Rev. Lett.* **116**, 232002 (2016), arXiv:1512.09054 [hep-lat].

Supplemental Material

Signal-to-noise problem

In this section, we address the signal-to-noise problem that arises in the integral with the $SO(3)$ -averaged weight function. By substituting Eq. (6) into Eq. (5), we obtain

$$\mathcal{F}_{\pi^0\gamma^*\gamma^*}(-Q^2, -Q'^2) = \int d^4x e^{(E-\frac{1}{2}m_\pi)t} \frac{|\vec{x}|}{|\vec{q}|} j_1(|\vec{q}||\vec{x}|) \times H(x^2, P \cdot x) \quad (\text{S1})$$

with

$$P = (im_\pi, \vec{0}), \quad Q = (iE, \vec{q}), \quad Q' = (i(m_\pi - E), -\vec{q}).$$

To describe the virtuality of the photons, we introduce two parameters, ρ and σ

$$\rho m_\pi^2 = -Q^2 = E^2 - |\vec{q}|^2, \quad \sigma m_\pi^2 = -Q'^2 = (m_\pi - E)^2 - |\vec{q}|^2.$$

The quantities E and $|\vec{q}|$ can then be expressed in terms of ρ and σ as

$$E = \frac{1 + \rho - \sigma}{2} m_\pi, \quad |\vec{q}| = \frac{\sqrt{(\rho - \sigma)^2 - 2\rho - 2\sigma + 1}}{2} m_\pi.$$

When $|\rho - \sigma| \gg 1$, or equivalently $|Q^2 - Q'^2| \gg m_\pi^2$, we find that $|E| \gg m_\pi$. In this scenario, we expect the TFFs to be highly noisy. A specific example of this is when $Q^2 \gg m_\pi^2$ and $Q'^2 = 0$. On the other hand, when $\rho = \sigma$, or equivalently $Q^2 = Q'^2$, we have $E = \frac{m_\pi}{2}$. In this case, there is no signal-to-noise problem. In Fig. S1, we present the lattice results of the TFFs for three cases: $Q'^2/Q^2 = 0, 0.5$ and 1 . These results confirm our expectations.

On-shell transition form factor

In Table SI, we present the lattice results for the on-shell TFF $\mathcal{F}_{\pi^0\gamma\gamma}(0,0)$ across various ensembles. For calculating $\mathcal{F}_{\pi^0\gamma\gamma}(0,0)$, there is no signal-to-noise problem, allowing both the $SO(3)$ and $SO(4)$ averaging methods to yield results with comparable precision. However, compared to the $SO(3)$ results in the upper part of the table, the $SO(4)$ results in the lower part exhibit systematic upward shifts. These shifts are primarily due to lattice artifacts, which tend to be larger at coarser lattice spacings and diminish as the lattice spacing becomes finer. We also compute the finite-volume effects, the unphysical pion mass effects, and the contributions from disconnected diagrams, as shown in Table SI. For the disconnected diagrams, we calculate contributions for the 24D and 64I ensembles, finding good consistency between them; thus, we use the 64I results as corrections from

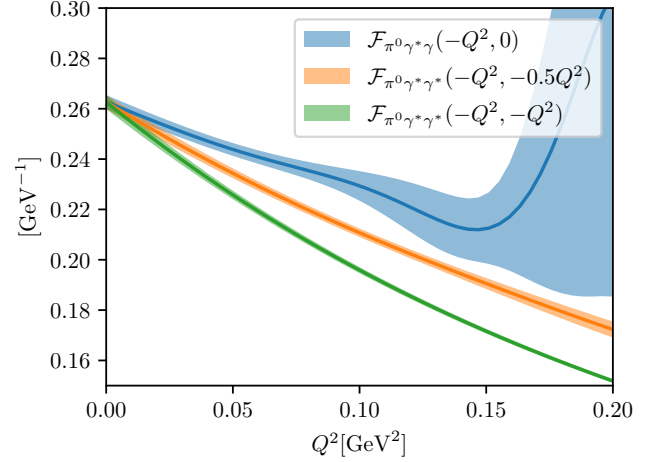


Figure S1. Numerical results of $\mathcal{F}_{\pi^0\gamma^*\gamma}(-Q^2, 0)$, $\mathcal{F}_{\pi^0\gamma^*\gamma^*}(-Q^2, -0.5Q^2)$ and $\mathcal{F}_{\pi^0\gamma^*\gamma^*}(-Q^2, -Q^2)$ as functions of Q^2 . These results are calculated using Eq. (S1), with ensemble 64I serving as an example.

$\mathcal{F}_{\pi^0\gamma\gamma}(0,0) \times 10^3$ [GeV ⁻¹] using $SO(3)$ average						
Ens	conn. diag.	FV corr.	mass corr.	disc. diag.	total	
24D	282.6(1.6)	4.5(3)	0.60(5)	4.1(7)	291.6(1.7)	
32D	288.3(2.2)	0.44(5)	0.60(5)	-	293.3(2.3)	
32Df	266.9(2.6)	4.8(7)	0.63(5)	-	276.2(2.8)	
48I	267.1(1.9)	1.15(9)	0.37(3)	-	272.5(2.0)	
64I	263.2(2.7)	1.3(2)	0.31(3)	3.9(6)	268.7(2.7)	
24DH	249.1(0.9)	0.90(5)	-	-	-	
24IH	209.2(0.9)	26.2(8)	-	-	-	
32IcH	233.5(1.2)	7.3(3)	-	-	-	
$\mathcal{F}_{\pi^0\gamma\gamma}(0,0) \times 10^3$ [GeV ⁻¹] using $SO(4)$ average						
Ens	conn. diag.	FV corr.	mass corr.	disc. diag.	total	
24D	284.1(1.7)	4.3(3)	0.60(5)	4.1(7)	292.9(1.8)	
32D	289.1(2.2)	0.42(4)	0.60(5)	-	294.0(2.3)	
32Df	268.8(2.7)	4.6(7)	0.62(5)	-	277.9(2.9)	
48I	267.5(1.9)	1.09(9)	0.36(3)	-	272.9(2.0)	
64I	263.6(2.8)	1.3(2)	0.31(3)	3.9(6)	269.1(2.8)	
24DH	250.0(0.8)	1.00(5)	-	-	-	
24IH	210.2(0.9)	25.8(8)	-	-	-	
32IcH	233.9(1.2)	7.4(3)	-	-	-	

Table SI. Numerical results of $\mathcal{F}_{\pi^0\gamma\gamma}(0,0)$ across various ensembles calculated using both the $SO(3)$ averaging method (S1) and $SO(4)$ averaging method (10). For the latter, we use $\phi_\pi(x^2, u) = 1$ (VMD parameterization) as input. Different parameterizations for $\phi_\pi(x^2, u)$ have a negligible effect on the determination of $\mathcal{F}_{\pi^0\gamma\gamma}(0,0)$. Finite-volume effects, unphysical pion mass effects, and contributions from disconnected diagrams are also listed.

the disconnected diagrams. Regarding finite-volume effects, these can reach $4.3\text{--}4.8 \times 10^{-3}$ GeV⁻¹ for the two ensembles with lattice sizes of $L \approx 4.6$ fm, specifically 32Df and 24D. As the lattice size increases to $L \approx 5.5$ fm (48I and 64I ensembles), the finite-size correction reduces to $1.1\text{--}1.3 \times 10^{-3}$ GeV⁻¹. For the 32D ensemble with $L \approx 6.2$ fm, the finite-size effect is further suppressed to

$0.4 \times 10^{-3} \text{ GeV}^{-1}$. In contrast, the 24IH and 32IcH ensembles, which have heavier pion masses, exhibit relatively large finite-volume effects due to their smaller lattice sizes ($L = 2.7$ and 3.5 fm, respectively). However, after finite-volume corrections, results from these two ensembles align more closely, with small differences likely from residual effects in 24IH. We thus use only 32IcH for mass correction. The 24DH ensemble shows larger lattice artifacts due to its coarse spacing and is therefore excluded from mass correction. Overall, for ensembles with near-physical pion mass, mass corrections remain relatively small. Further discussion of these systematic effects can be found in later sections.

$\mathcal{F}_{\pi^0\gamma\gamma}(0,0) \times 10^3 [\text{GeV}^{-1}]$		
Method	linear fit	quadratic fit
SO(3) total	264.2(6.3)	265.5(7.2)
SO(4) total	264.6(6.5)	265.5(7.5)

Table SII. Continuum-extrapolated results for $\mathcal{F}_{\pi^0\gamma\gamma}(0,0)$ obtained from linear and combined quadratic fits.

Combining all contributions, we present the total results in the final column of Table SI. Since the DSDR ensembles with near-physical pion masses have relatively large lattice spacings, we use two Iwasaki ensembles, 48I and 64I, to perform a linear fit in a^2 , obtaining the form factor in the continuum limit. To estimate the residual $O(a^4)$ lattice artifact, we carry out a combined fit across results from the 32D, 32Df, 48I, and 64I ensembles using the following functional form

$$\begin{aligned} \mathcal{F}_{\pi^0\gamma\gamma}(0,0) \Big|_{\text{Iwasaki}} &= \mathcal{F}_{\pi^0\gamma\gamma}(0,0)(1 + c_1 a^2 + c_2 a^4), \\ \mathcal{F}_{\pi^0\gamma\gamma}(0,0) \Big|_{\text{DSDR}} &= \mathcal{F}_{\pi^0\gamma\gamma}(0,0)(1 + c'_1 a^2 + c_2 a^4) \end{aligned} \quad (\text{S2})$$

Since the Iwasaki and DSDR ensembles have different discretizations, we introduce separate parameters, c_1 and c'_1 , for the linear term, while using a common parameter c_2 for the a^4 term across both discretizations. We interpret the difference between the linear and combined quadratic fits as the residual $O(a^4)$ systematic uncertainty. The fitting curves are displayed on the left side of Fig. S2 and the fit results for $\mathcal{F}_{\pi^0\gamma\gamma}(0,0)$ are summarized in Table SII. We report the final results for $\mathcal{F}_{\pi^0\gamma\gamma}(0,0)$ as follows

$$\mathcal{F}_{\pi^0\gamma\gamma}(0,0) = \begin{cases} 0.2642(63)_{\text{stat}}(13)_{\text{syst}} \text{ GeV}^{-1}, & SO(3) \\ 0.2646(65)_{\text{stat}}(9)_{\text{syst}} \text{ GeV}^{-1}, & SO(4) \end{cases} \quad (\text{S3})$$

which are 1.6 - 1.7σ below the experimental value of $\mathcal{F}_{\pi^0\gamma\gamma}(0,0) = 0.2754(21) \text{ GeV}^{-1}$, obtained using the PrimEx-II decay width of $\Gamma_{\pi^0 \rightarrow \gamma\gamma} = 7.80(12) \text{ eV}$ as input [79]. The corresponding TFF results imply a decay width of $\Gamma_{\pi^0 \rightarrow \gamma\gamma} = 7.18(34)_{\text{stat}}(7)_{\text{syst}} \text{ eV}$ ($SO(3)$) and $\Gamma_{\pi^0 \rightarrow \gamma\gamma} = 7.20(35)_{\text{stat}}(5)_{\text{syst}} \text{ eV}$ ($SO(4)$), which are also

$\sim 1.6\sigma$ below the experimental value. To maintain consistency throughout the paper, we use the $SO(4)$ result as the final value for the decay width.

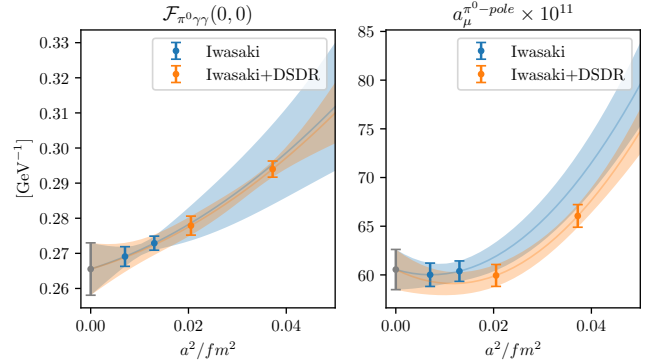


Figure S2. The combined quadratic fits for $\mathcal{F}_{\pi^0\gamma\gamma}(0,0)$ (left) and $a_\mu^{\pi^0\text{-pole}}$ (right).

The combined quadratic fit for $a_\mu^{\pi^0\text{-pole}}$ is performed in the same manner as for $\mathcal{F}_{\pi^0\gamma\gamma}(0,0)$. The fitting curves are shown on the right side of Fig. S2, and the fit results are presented in the main text.

Derivation of Eq. (7)

To describe the $P \cdot x$ dependence in $H(x^2, P \cdot x)$, we express it through a Fourier transformation

$$H(x^2, P \cdot x) = \int_{-\infty}^{\infty} du e^{i(u-\frac{1}{2})P \cdot x} \tilde{H}(x^2, u). \quad (\text{S4})$$

By defining the pion structure function ϕ_π as

$$\phi_\pi(x^2, u) \equiv \frac{\tilde{H}(x^2, u)}{H(x^2, 0)}, \quad (\text{S5})$$

we immediately obtain

$$H(x^2, P \cdot x) = \int_{-\infty}^{\infty} du e^{i(u-\frac{1}{2})P \cdot x} \phi_\pi(x^2, u) H(x^2, 0). \quad (\text{S6})$$

Setting $P \cdot x = 0$ leads to a normalization condition for ϕ_π

$$\int_{-\infty}^{\infty} du \phi_\pi(x^2, u) = 1, \quad \forall x^2. \quad (\text{S7})$$

Next, we will prove $\phi_\pi(x^2, u) = 0$ when $u \notin [0, 1]$. If it holds, we recover Eq. (7) from the main paper. To do this, we define an operator \bar{O}_π that creates only the pion state from vacuum and is normalized as

$$\langle \pi(P) | \bar{O}_\pi(y) | 0 \rangle = e^{-iP \cdot y}. \quad (\text{S8})$$

Using \bar{O}_π , we construct the three-point correlation function as

$$C_{\mu\nu}(x, y) = \left\langle 0 \left| T \left[J_\mu \left(\frac{x}{2} \right) J_\nu \left(-\frac{x}{2} \right) \bar{O}_\pi(y) \right] \right| 0 \right\rangle. \quad (\text{S9})$$

We choose the temporal component of y to satisfy $y_0 < -\frac{1}{2}|x_0|$ and insert the pion state into the three-point function

$$\begin{aligned} C_{\mu\nu}(x, y) &= \int \frac{d^3\vec{p}}{(2\pi)^3} \varepsilon_{\mu\nu\alpha\beta} x_\alpha P_\beta H(x^2, P \cdot x) \frac{1}{2E_\pi} e^{-iP \cdot y} \\ &= \int \frac{d^3\vec{p}}{(2\pi)^3} \varepsilon_{\mu\nu\alpha\beta} x_\alpha \left(i \frac{\partial}{\partial y_\beta} \right) \\ &\quad \int_{-\infty}^{\infty} du e^{i(u-\frac{1}{2})P \cdot x} \tilde{H}(x^2, u) \frac{1}{2E_\pi} e^{-iP \cdot y} \\ &= \varepsilon_{\mu\nu\alpha\beta} x_\alpha \left(i \frac{\partial}{\partial y_\beta} \right) \\ &\quad \int_{-\infty}^{\infty} du \tilde{H}(x^2, u) G\left(\left(u - \frac{1}{2}\right)x - y\right) \end{aligned} \quad (\text{S } 10)$$

In the last line, we introduce the pion propagator

$$G(x) = \int \frac{d^4P}{(2\pi)^4} \frac{e^{iP \cdot x}}{P^2 + m_\pi^2}, \quad (\text{S } 11)$$

which becomes singular as $x \rightarrow 0$.

Next, we draw a straight line through $-\frac{x}{2}$ and $\frac{x}{2}$, placing y on this line. For any $u \notin [0, 1]$, it is always possible to choose y such that it approaches $(u - \frac{1}{2})x$, causing the pion propagator to become singular. On the other hand, there is no singularity associated with the correlation function $C_{\mu\nu}(x, y)$ when $y_0 < -\frac{1}{2}|x_0|$. This leads to a contradiction, implying that $\tilde{H}(x^2, u) = 0$, $\forall u \notin [0, 1]$, and therefore, the same holds for $\phi_\pi(x^2, u)$.

Influence from the structure function $\phi_\pi(x^2, u)$

In this section, we discuss the influence of the structure function $\phi_\pi(x^2, u)$ on the final determination of $a_\mu^{\pi^0\text{-pole}}$. We begin by examining the application of Eq. (8). Under Gegenbauer expansion (11), the TFF can be expressed as

$$\begin{aligned} \mathcal{F}_{\pi^0\gamma^*\gamma^*}(-Q^2, -Q'^2) &= 12 \int d^4x H(x^2, 0) \\ &\quad \times \sum_{n=0}^{\infty} \varphi_{2n}(r) f_{2n}(Q^2, Q'^2, r), \end{aligned} \quad (\text{S } 12)$$

with

$$f_{2n}(Q^2, Q'^2, r) \equiv \int_0^1 du \frac{J_2(|\vec{K}|r)}{|\vec{K}|^2} u(1-u) C_{2n}^{(\frac{3}{2})}(2u-1). \quad (\text{S } 13)$$

Given a specific value of r , we calculate $f_{2n}(Q^2, Q'^2, r)$ at the following points

$$\{Q^2, Q'^2\} = \{Q_1^2, 0\}, \{Q_2^2, Q_3^2\}, \{Q_3^2, 0\}, \{Q_1^2, Q_3^2\} \quad (\text{S } 14)$$

using the one-dimensional integral in Eq. (S 13). With $f_{2n}(Q^2, Q'^2, r)$ as inputs, we substitute (S 12) into Eq. (1)

and numerically compute the integral $\int dQ_1 \int dQ_2 \int d\tau$. This yields

$$\begin{aligned} a_\mu^{\pi^0\text{-pole}} &= \int d^4x_1 \int d^4x_2 H(x_1^2, 0) H(x_2^2, 0) \\ &\quad \times \sum_{n \geq m} \varphi_{2n}(r_1) \varphi_{2m}(r_2) \rho_{2n, 2m}(r_1, r_2) \end{aligned} \quad (\text{S } 15)$$

where the weight function $\rho_{2n, 2m}(r_1, r_2)$ is determined numerically.

Due to the lattice discretization, the spacetime integrals $\int d^4x_1 \int d^4x_2$ are replaced by summations

$$\int d^4x_1 \int d^4x_2 \rightarrow \sum_{r_1, r_2} \sum_{x_1, x_2} \delta_{|x_1|, r_1} \delta_{|x_2|, r_2}. \quad (\text{S } 16)$$

This implies that we need to compute $\rho_{2n, 2m}(r_1, r_2)$ at numerous points of $\{r_1, r_2\}$, totaling $L^2 \times L^2$ points. To reduce computational cost, we use interpolation. For example, along the r_1 direction, if $r_1 \leq 0.5$ fm, we calculate $\rho_{2n, 2m}(r_1, r_2)$ at every point of r_1 . For $r_1 > 0.5$ fm, we calculate it with a spacing of 0.05 fm and then perform numerical interpolation to obtain $\rho_{2n, 2m}(r_1, r_2)$ at all points of r_1 . The same treatment is applied to r_2 .

Using the spacetime summation, we obtain

$$\begin{aligned} a_\mu^{\pi^0\text{-pole}} &= \sum_{r_1, r_2} \sum_{n \geq m} c_{2n, 2m}(r_1, r_2) \varphi_{2n}(r_1) \varphi_{2m}(r_2) \\ &= a_{0,0}^{\pi^0\text{-pole}} + a_{2,0}^{\pi^0\text{-pole}} + a_{2,2}^{\pi^0\text{-pole}} + a_{4,0}^{\pi^0\text{-pole}} + \dots \end{aligned} \quad (\text{S } 17)$$

with

$$\begin{aligned} c_{2n, 2m}(r_1, r_2) &= \sum_{x_1, x_2} \delta_{|x_1|, r_1} \delta_{|x_2|, r_2} \rho_{2n, 2m}(r_1, r_2) \\ &\quad \times H(x_1^2, 0) H(x_2^2, 0). \end{aligned} \quad (\text{S } 18)$$

We define

$$a_{2n, 2m}^{\pi^0\text{-pole}} = \sum_r d_{2n, 2m}(r) \varphi_{2n}(r) \quad (\text{S } 19)$$

and

$$d_{2n, 2m}(r) = \sum_{r'} c_{2n, 2m}(r, r') \varphi_{2m}(r'). \quad (\text{S } 20)$$

For $d_{2n, 0}$, it can be calculated in a model-independent manner. However, for $d_{2, 2}$, we need to use $\varphi_2(r)$ from various parameterizations (13) as input. The results of $d_{0,0}$, $d_{2,0}$, $d_{4,0}$ and $d_{2,2}$ as functions of r are displayed in Fig. S 3. In comparison to $d_{0,0}(r)$, $d_{2,0}(r)$ reaches a few percent, while $d_{4,0}(r)$ and $d_{2,2}(r)$ are further suppressed by an additional factor of 10.

Next, we explore the application of Eq. (10). We can express $H(x^2, 0)$ as

$$\begin{aligned} H(x^2, 0) &= \frac{H(x^2, P \cdot x)}{\int du e^{i(u-\frac{1}{2})P \cdot x} \phi_\pi(x^2, u)} \\ &= \frac{H(x^2, P \cdot x)}{\sum_{n=0}^{\infty} \varphi_{2n}(r) g_{2n}(P \cdot x)}, \end{aligned} \quad (\text{S } 21)$$

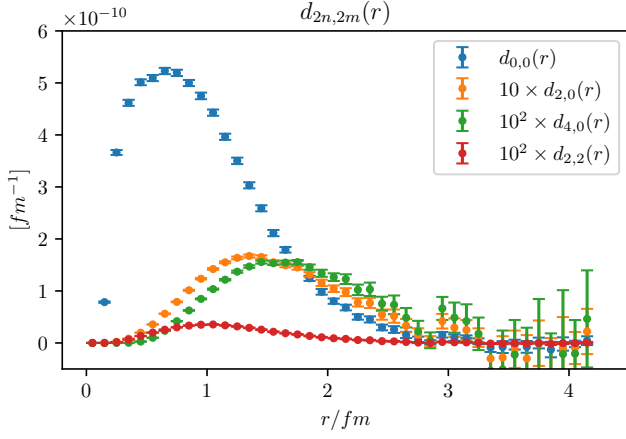


Figure S3. The coefficients $d_{2n,2m}(r)$ as functions of r . There coefficients are calculated using the 64I ensemble. The determination of $d_{0,0}(r)$, $d_{2,0}(r)$, and $d_{4,0}(r)$ does not require the input from the structure function. For $d_{2,2}(r)$, we have used the CZ parameterization, which provides the largest $|\varphi_2|$ among the five parameterizations considered in this study. The other curves are model independent.

with $g_{2n}(P \cdot x)$ representing a series of analytically known functions. For $n > 0$, the $\varphi_{2n}(r)$ term can be treated as a correction, leading to

$$H(x^2, 0) = \frac{H(x^2, P \cdot x)}{g_0(P \cdot x)} \left(1 - \sum_{n>0} \frac{\varphi_{2n}(r) g_{2n}(P \cdot x)}{g_0(P \cdot x)} \right) + \dots \quad (\text{S22})$$

By substituting Eq. (S22) into Eq. (S15) and isolating the terms that depend linearly on $\varphi_{2n}(r_1)\varphi_{2m}(r_2)$, we obtain $a_{2n,2m}^{\pi^0\text{-pole}} = \sum_r d_{2n,2m}^{\text{full}}(r)\varphi_{2m}(r)$. We use the superscript “full” to indicate that $d_{2n,2m}^{\text{full}}(r)$ is computed using the full dataset of $H(x^2, P \cdot x)$, rather than just $H(x^2, 0)$. The coefficients $d_{2n,2m}^{\text{full}}(r)$ as functions of r are shown in Fig. S4.

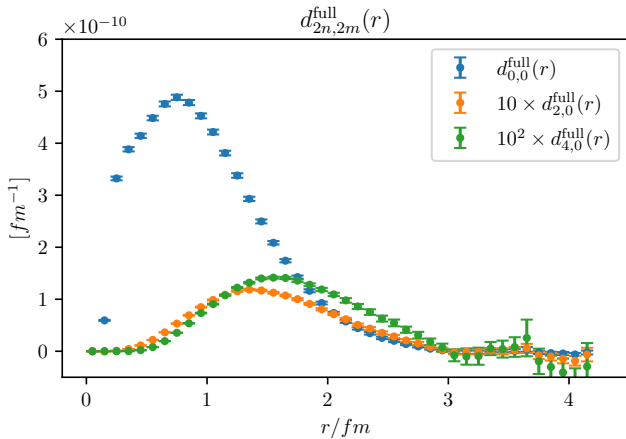


Figure S4. The coefficients $d_{0,0}^{\text{full}}(r)$, $d_{2,0}^{\text{full}}(r)$ and $d_{4,0}^{\text{full}}(r)$ as functions of r .

Finite-volume effects

At long distances, the hadronic function $\mathcal{H}_{\mu\nu}(x)$ is assumed to be dominated by contributions from ρ meson and $\pi\rho$ states. For $t > 0$, we have

$$\mathcal{H}_{\mu\nu}^{\text{LD}}(x) = \sum_{\lambda} \int \frac{d^3\vec{q}}{(2\pi)^3} \times \left[\langle 0|J_{\mu}|\rho(Q_{\text{on}}, \lambda) \rangle \frac{e^{-(E_{\rho}-\frac{1}{2}m_{\pi})t+i\vec{q}\cdot\vec{x}}}{2E_{\rho}} \langle \rho(Q_{\text{on}}, \lambda)|J_{\nu}|\pi(P) \rangle + \langle 0|J_{\mu}|\pi(P)\rho(Q_{\text{on}}, \lambda) \rangle \frac{e^{-(E_{\rho}+\frac{1}{2}m_{\pi})t+i\vec{q}\cdot\vec{x}}}{2E_{\rho}} \langle \rho(Q_{\text{on}}, \lambda)|J_{\nu}|0 \rangle \right], \quad (\text{S23})$$

where $Q_{\text{on}} = (iE_{\rho}, \vec{q})$ and E_{ρ} is the ρ meson. The index λ denotes the polarization direction of the ρ meson. The matrix elements are decomposed as

$$\begin{aligned} \langle 0|J_{\mu}|\rho(Q, \lambda) \rangle &= m_{\rho} f_{\rho} \epsilon_{\mu}(Q, \lambda), \\ \langle \rho(Q, \lambda)|J_{\nu}|0 \rangle &= m_{\rho} f_{\rho} \epsilon_{\nu}^{*}(Q, \lambda), \\ \langle \rho(Q, \lambda)|J_{\nu}|\pi(P) \rangle &= i \epsilon_{\nu\mu\alpha\beta} \epsilon^{*\mu}(Q, \lambda) Q^{\alpha} P^{\beta} F_{\pi\rho}(P, Q), \\ \langle 0|J_{\mu}|\pi(P)\rho(Q, \lambda) \rangle &= -i \epsilon_{\mu\nu\alpha\beta} \epsilon^{\nu}(Q, \lambda) Q^{\alpha} P^{\beta} F_{\pi\rho}(P, -Q), \end{aligned} \quad (\text{S24})$$

assuming that the ρ meson is treated as a stable particle and that rescattering effects between π and ρ are neglected. Here, f_{ρ} represents the vector meson decay constant, and $F_{\pi\rho}(P, Q)$ is a form factor dominated by the ρ pole

$$F_{\pi\rho}(P, Q) = \frac{f_{\pi\rho}}{(P-Q)^2 + m_{\rho}^2}. \quad (\text{S25})$$

A similar procedure applies for $t < 0$. Using the polarization sum $\sum_{\lambda} \epsilon_{\mu}(Q, \lambda) \epsilon_{\nu}^{*}(Q, \lambda) = \frac{Q_{\mu} Q_{\nu}}{-m_{\rho}^2} - g_{\mu\nu}$, we derive

$$\mathcal{H}_{\mu\nu}^{\text{LD}}(x) = i \int \frac{d^3\vec{q}}{(2\pi)^3} \frac{f_{\pi\rho\rho} \epsilon_{\mu\nu\alpha\beta} Q_{\text{on}}^{\alpha} P^{\beta}}{2E_{\rho} m_{\pi}} \times \left[\frac{e^{-(E_{\rho}-\frac{1}{2}m_{\pi})|t|+i\vec{q}\cdot\vec{x}}}{2E_{\rho} - m_{\pi}} - \frac{e^{-(E_{\rho}+\frac{1}{2}m_{\pi})|t|+i\vec{q}\cdot\vec{x}}}{2E_{\rho} + m_{\pi}} \right] \quad (\text{S26})$$

with $f_{\pi\rho\rho} \equiv m_{\rho} f_{\rho} f_{\pi\rho}$. In infinite volume, we will later demonstrate that $\mathcal{H}_{\mu\nu}^{\text{LD}}(x)$, as defined in Eq. (S26), produces a structure function $\phi_{\pi}^{\text{LD}}(x^2, u) \approx 1$. In a finite volume, the hadronic function $\mathcal{H}_{\mu\nu}^{\text{LD}}(L, x)$ is obtained by replacing $\int \frac{d^3\vec{q}}{(2\pi)^3}$ with $\frac{1}{L^3} \sum_{\vec{q}}$ in Eq. (S26). The scalar function $H^{\text{LD}}(L, x^2, P \cdot x)$ is then defined as

$$H^{\text{LD}}(L, x^2, P \cdot x) = -\frac{\epsilon_{\mu\nu\alpha\beta} x^{\alpha} P^{\beta} \mathcal{H}_{\mu\nu}^{\text{LD}}(L, x)}{2(x^2 P^2 - (P \cdot x)^2)}. \quad (\text{S27})$$

In the master formula (10), the lattice hadronic function $H(x^2, 0)$ is computed by averaging all data points

Ensemble	m_ρ [GeV]	$f_{\pi\rho\rho}$ [GeV ³]	$\chi^2/\text{d.o.f}$
24D	0.719(10)	0.072(6)	0.7
32D	0.713(10)	0.069(5)	0.9
32Df	0.705(18)	0.059(8)	0.5
48I	0.716(9)	0.062(4)	0.2
64I	0.721(19)	0.065(9)	0.4
24DH	0.843(7)	0.119(5)	0.3
24IH	0.853(7)	0.113(3)	0.6
32IcH	0.839(6)	0.118(4)	0.5

Table S III. The fitting parameters m_ρ and $f_{\pi\rho\rho}$ for all ensembles.

of $H(x^2, P \cdot x)$ as follows

$$H(x^2, 0) = \frac{1}{\eta(P)} \int d\Omega_x \frac{x_\perp}{|x|} \frac{H(x^2, P \cdot x)}{\int_0^1 du e^{i(u-\frac{1}{2})P \cdot x} \phi_\pi(x^2, u)}. \quad (\text{S 28})$$

Here, we use a structure function $\phi_\pi(x^2, u) = 1$ and treat $H^{\text{LD}}(L, x^2, P \cdot x)$ from Eq. (S 27) similarly, following Eq. (S 28) to obtain $H^{\text{LD}}(L, x^2, 0)$. We fit $H^{\text{LD}}(L, x^2, 0)$ to lattice data at large x , using a fitting range of $|x| \in [1.5, 3.0]$ fm for ensembles at near-physical pion masses and $|x| \in [1.0, 2.5]$ fm for ensembles at $m_\pi \approx 340$ MeV to determine the parameters m_ρ and $f_{\pi\rho\rho}$. These parameters, along with the fit quality, represented by $\chi^2/\text{d.o.f.}$, are listed in Table S III for all ensembles. The reasonable values of $\chi^2/\text{d.o.f.}$ suggest that $H^{\text{LD}}(L, x^2, P \cdot x)$ from Eq. (S 27) provides a good description of the lattice data. Due to the ρ and $\pi\pi$ state mixing, the resulting m_ρ is expected to be lower than the PDG value. In Fig. S 5, we illustrate the fit results for the 24D and 32D ensembles with different volumes. The plot shows that lattice results with a larger volume systematically shift upwards, as do the curves of $H^{\text{LD}}(L, x^2, 0)$, indicating the importance of including finite-volume corrections.

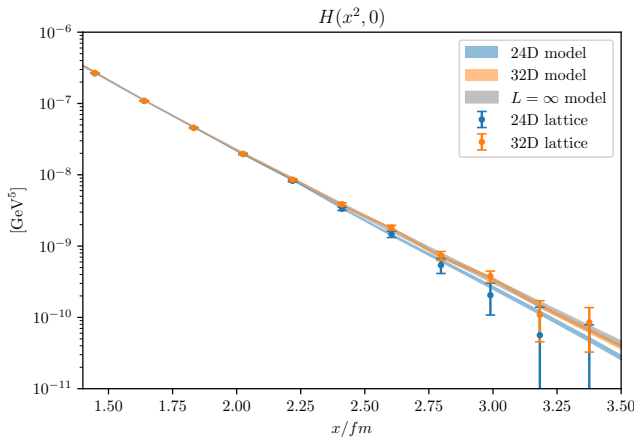


Figure S 5. Fit of $H^{\text{LD}}(L, x^2, 0)$ to lattice data for the 24D and 32D ensembles.

In the infinite volume, the corresponding hadronic function $H^{\text{LD}}(x^2, P \cdot x)$ can be derived analytically. The

Fourier transform leads to

$$\begin{aligned} \mathcal{F}_{\mu\nu}^{\text{LD}}(Q, Q') &= \int d^4x e^{-i(Q-\frac{P}{2}) \cdot x} \mathcal{H}_{\mu\nu}^{\text{LD}}(x), \\ &= i \varepsilon_{\mu\nu\alpha\beta} Q^\alpha P^\beta \mathcal{F}_{\pi^0\gamma^*\gamma^*}^{\text{LD}}(-Q^2, -Q'^2) \end{aligned} \quad (\text{S 29})$$

where $Q' = P - Q$, and

$$\mathcal{F}_{\pi^0\gamma^*\gamma^*}^{\text{LD}}(-Q^2, -Q'^2) = \frac{f_{\pi\rho\rho}}{(Q^2 + m_\rho^2)(Q'^2 + m_\rho^2)}. \quad (\text{S 30})$$

Applying Feynman parameterization, we obtain

$$\begin{aligned} \mathcal{F}_{\pi^0\gamma^*\gamma^*}^{\text{LD}}(-Q^2, -Q'^2) &= \int_0^1 du \frac{f_{\pi\rho\rho}}{((1-u)Q^2 + uQ'^2 + m_\rho^2)^2} \\ &= \int_0^1 du \frac{f_{\pi\rho\rho}}{(\bar{K}^2 + \bar{M}^2)^2} \end{aligned} \quad (\text{S 31})$$

with $\bar{K} = Q - uP$ and $\bar{M}^2 = u(1-u)P^2 + m_\rho^2$.

Next, we express $\frac{f_{\pi\rho\rho}}{(\bar{K}^2 + \bar{M}^2)^2}$ as

$$\frac{f_{\pi\rho\rho}}{(\bar{K}^2 + \bar{M}^2)^2} = \int d^4x G(x, \bar{M}) e^{-i\bar{K} \cdot x}, \quad (\text{S 32})$$

with

$$G(x, m) = \int \frac{d^4q}{(2\pi)^4} \frac{f_{\pi\rho\rho} e^{iq \cdot x}}{(q^2 + m^2)^2} = \frac{f_{\pi\rho\rho}}{8\pi^2} K_0(m|x|). \quad (\text{S 33})$$

Here, $K_n(z)$ represents the modified Bessel function of the second kind. Substituting Eq. (S 32) into Eq. (S 29), we arrive at

$$\begin{aligned} \mathcal{F}_{\mu\nu}^{\text{LD}}(Q, Q') &= i \int_0^1 du \int d^4x G(x, \bar{M}) \varepsilon_{\mu\nu\alpha\beta} \left(i \frac{\partial}{\partial x_\alpha} \right) P_\beta e^{-i\bar{K} \cdot x} \\ &= i \int_0^1 du \int d^4x \varepsilon_{\mu\nu\alpha\beta} \left(-i \frac{\partial G(x, \bar{M})}{\partial x_\alpha} \right) P_\beta e^{-i\bar{K} \cdot x} \\ &= -\frac{f_{\pi\rho\rho}}{8\pi^2} \int_0^1 du \int d^4x \varepsilon_{\mu\nu\alpha\beta} x_\alpha P_\beta \frac{\bar{M}}{|x|} K_1(\bar{M}|x|) e^{-i\bar{K} \cdot x}. \end{aligned} \quad (\text{S 34})$$

On the other hand, using Eq. (3) and (7), we derive

$$\begin{aligned} \mathcal{F}_{\mu\nu}^{\text{LD}}(Q, Q') &= - \int d^4x \varepsilon_{\mu\nu\alpha\beta} x_\alpha P_\beta \int_0^1 du e^{-i\bar{K} \cdot x} \times \\ &\quad \phi_\pi^{\text{LD}}(x^2, u) H^{\text{LD}}(x^2, 0). \end{aligned} \quad (\text{S 35})$$

By comparing these two equations, we obtain

$$\frac{f_{\pi\rho\rho}}{8\pi^2} \frac{\bar{M}}{|x|} K_1(\bar{M}|x|) = \phi_\pi^{\text{LD}}(x^2, u) H^{\text{LD}}(x^2, 0). \quad (\text{S 36})$$

This leads to the result

$$H^{\text{LD}}(x^2, 0) = \frac{f_{\pi\rho\rho}}{8\pi^2} \int_0^1 du \frac{\bar{M}}{|x|} K_1(\bar{M}|x|), \quad (\text{S 37})$$

and

$$\phi_\pi^{\text{LD}}(x^2, u) = \frac{\bar{M}K_1(\bar{M}|x|)}{\int_0^1 du \bar{M}K_1(\bar{M}|x|)}. \quad (\text{S } 38)$$

Given that $m_\pi^2 \ll m_\rho^2$ and $\bar{M}^2 \approx m_\rho^2$, $\phi_\pi^{\text{LD}}(x^2, u)$ is nearly independent of u and $|x|$. Therefore, we approximate $\phi_\pi^{\text{LD}}(x^2, u) \approx 1$, which is consistent with ϕ_π^{VMD} as defined in Eq. (13). The general hadronic function in infinite volume is given by

$$H^{\text{LD}}(x^2, P \cdot x) = \int_0^1 du e^{i(u-\frac{1}{2})P \cdot x} \phi_\pi^{\text{LD}}(x^2, u) H^{\text{LD}}(x^2, 0). \quad (\text{S } 39)$$

By comparing the results obtained using either the finite-volume hadronic function $H^{\text{LD}}(L, x^2, P \cdot x)$ or the infinite-volume function $H^{\text{LD}}(x^2, P \cdot x)$, we can derive the TFFs and $a_\mu^{\pi^0\text{-pole}}$, and subsequently determine the finite-volume effects.

Contributions from disconnected diagrams

For calculating the disconnected contribution from the light quark loop minus the strange quark loop, an efficient technique was developed by C. Michael et al. in 2007 [89], utilizing the so-called one-end trick [90, 91]. This approach was later developed and extended as the split-even method in Ref. [92]. By combining this technique with low-mode averaging [93] and all-mode averaging [94], A. Gérardin et al. [52] demonstrated that the vector loop of the disconnected diagram can be efficiently computed. It is worth noting that a different method was used in an earlier work by RBC-UKQCD Collaboration [95] to calculate the disconnected diagram contribution in hadronic vacuum polarization. In that approach, the vector loop was computed using sparse random sources combined with full-volume low-mode averaging, which also proved to be highly effective. In this work, we employ the split-even method to make use of existing data efficiently. The essential feature of both the one-end trick and the split-even method is that they allow the light-minus-strange loop contribution to be expressed as

$$\begin{aligned} L(x) &= \text{Tr}[\Gamma D_l^{-1}(x, x) - \Gamma D_s^{-1}(x, x)] \\ &= (m_s - m_l) \sum_{y \in L^3} \text{Tr}[\Gamma D_l^{-1}(x, y) D_s^{-1}(y, x)] \\ &= (m_s - m_l) \sum_{y \in L^3} \text{Tr}[\Gamma D_l^{-1}(x, y) \gamma_5 D_s^{-1\dagger}(x, y) \gamma_5] \end{aligned} \quad (\text{S } 40)$$

where Γ represents the gamma matrix, $D_{l/s}^{-1}(x, y)$ is the light/strange quark propagator, and $m_{l/s}$ is the bare light/strange quark mass. Using $U(1)$ stochastic sources $\xi^{(r)}(y)$ with $r = 1, 2, \dots, N_r$, the propagators $\phi_{l/s}^{(r)}(x)$ can

be written as

$$\phi_{l/s}^{(r)}(x) = \sum_{y \in L^3} D_{l/s}^{-1}(x, y) \xi^{(r)}(y). \quad (\text{S } 41)$$

The one-end trick allows us to construct the loop contribution as

$$L(x) = \frac{m_s - m_l}{N_r} \sum_{r=1}^{N_r} \text{Tr}[\Gamma \phi_l^{(r)}(x) \gamma_5 \phi_s^{(r)\dagger}(x) \gamma_5]. \quad (\text{S } 42)$$

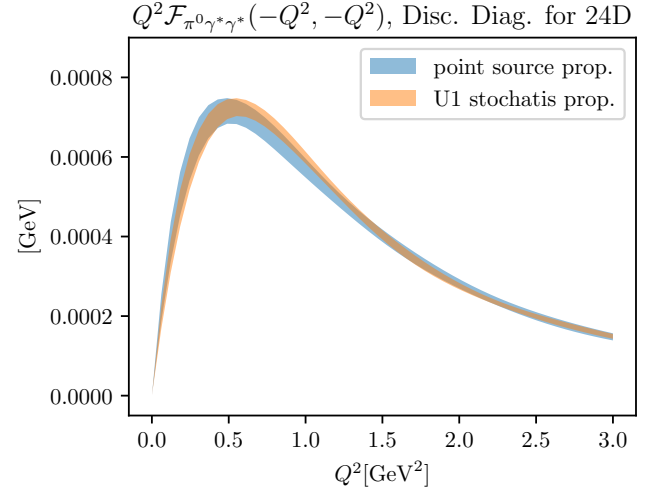


Figure S6. Disconnected contributions to $Q^2 \mathcal{F}_{\pi^0 \gamma^* \gamma^*}(-Q^2, -Q^2)$. The results are computed using one-end trick with both pion-source propagators and $U(1)$ stochastic propagators for comparison. Results are presented for the 24D ensemble with the VMD parameterization $\phi_\pi(x^2, u) = 1$ as an example. Different parameterizations of $\phi_\pi(x^2, u)$ yield highly consistent results.

For the 24D ensemble, we used $N_r = 64$ stochastic-source propagators to compute the loop function $L(x)$. Additionally, we have already computed 1024 point-source propagators per configuration to construct the connected diagrams. Since these propagators are available, we used them for free to build $L(x)$. A comparison is shown in Fig. S6 for the computation of TFFs, revealing comparable uncertainties. For $a_\mu^{\pi^0\text{-pole}}$, the results for 24D are

$$a_\mu^{\text{disc}} \times 10^{11} \Big|_{24\text{D}} = \begin{cases} 1.70(23), & U(1)\text{-stochastic} \\ 1.92(27), & \text{point-source} \end{cases}. \quad (\text{S } 43)$$

Given that the number of stochastic-source propagators is much smaller than that of the point-source propagators, the combination of stochastic-source propagators and the one-end trick offers a more efficient approach. However, in our calculation, since we already accumulated thousands of point-source propagators per configuration, we utilized them for the calculation of the disconnected diagrams.

For the 64I ensemble, we computed 2048 point-source propagators per configuration, allowing for a more accurate determination of the disconnected diagram. We find

$$a_\mu^{\text{disc}} \times 10^{11} \Big|_{64\text{I}} = 1.81(15), \quad (\text{S } 44)$$

which is in good agreement with the 24D results. This suggests that, for the domain wall fermion ensembles used in this calculation, lattice artifacts in the disconnected diagram are not significant relative to statistical uncertainties.

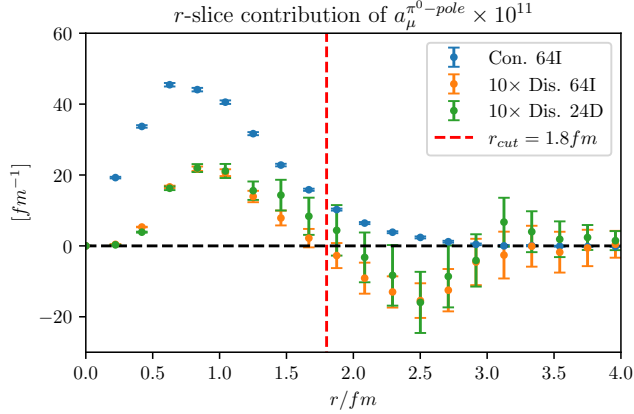


Figure S7. Comparison of the 64I disconnected contribution (orange) with the 24D disconnected (green) and 64I connected contributions (blue).

In Fig. S7, we compare the 64I disconnected contribution with the 24D disconnected and 64I connected contributions. By "disconnected contribution", we refer to the case where one form factor (labeled A) uses the connected contribution while the other (labeled B) uses the disconnected contribution. For the "connected contribution", both form factors A and B use the connected contribution. We introduce a parameter r in the space-time integral for form factor B , while the form factor A is fully integrated over the entire spacetime. The figure shows the integrand as a function of r , and integrating over r provides the contribution to $a_\mu^{\pi^0\text{-pole}}$. From the figure, we confirm that the 64I and 24D disconnected contributions are consistent with each other and are both more than 10 times smaller than the 64I connected contribution. At large r , the results vanish but become very noisy, so we introduce a truncation for the disconnected contribution at $r_{\text{cut}} = 1.8$ fm. The residual truncation effects are neglected, as the disconnected contributions are significantly smaller than the connected ones.

It is worth noting that the disconnected contributions computed here have an opposite sign relative to previous lattice calculations [50–54, 57, 59]. Although these contributions are relatively small, they become statistically significant when combined with the connected part,

making it important to determine the correct sign for the disconnected diagrams.

Unphysical pion mass effects

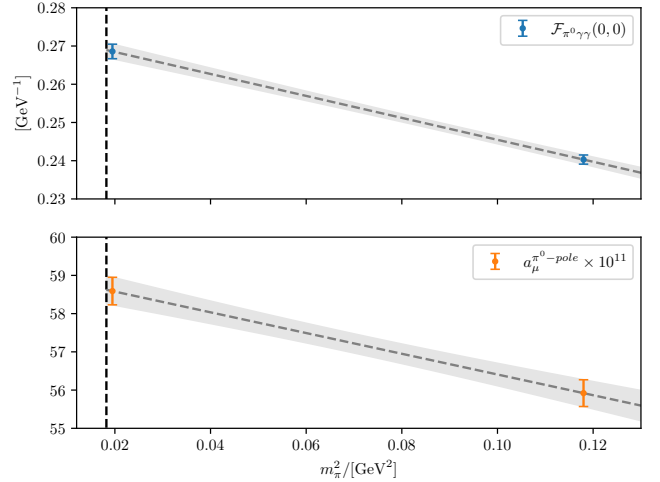


Figure S8. Pion mass dependence of $\mathcal{F}_{\pi^0\gamma\gamma}(0,0)$ (upper panel) and the connected contribution to $a_\mu^{\pi^0\text{-pole}}$ (lower panel), shown for the two ensembles 48I and 32IcH.

In Fig. S8 we present the pion mass dependence of $\mathcal{F}_{\pi^0\gamma\gamma}(0,0)$ (upper panel) and the connected contribution to $a_\mu^{\pi^0\text{-pole}}$ (lower panel). The two ensembles used here, 48I and 32IcH, have similar lattice spacings, and finite-volume corrections have been applied to these results. Since ensembles 48I, 64I, 24D, 32D, and 32Df have pion masses very close to the physical value, a linear fit between 48I and 32IcH is reasonable, allowing us to ignore higher-order mass corrections. Based on the fit results, we estimate the unphysical pion mass corrections for both $\mathcal{F}_{\pi^0\gamma\gamma}(0,0)$ and $a_\mu^{\pi^0\text{-pole}}$, which are listed in Tables SI and SIV. These corrections are relatively small compared to other systematic effects.

Ens	$a_\mu^{\pi^0\text{-pole}} \times 10^{11}$				total
	conn. diag.	FV corr.	mass corr.	disc. diag.	
24D	63.03(39)	0.77(6)	0.06(1)	1.92(27)	65.67(42)
32D	64.13(47)	0.057(6)	0.06(1)	-	66.06(49)
32Df	57.27(63)	0.80(11)	0.06(1)	-	59.94(65)
48I	58.38(36)	0.16(1)	0.034(6)	-	60.39(39)
64I	57.99(69)	0.19(3)	0.028(6)	1.81(15)	60.01(69)
24DH	57.18(63)	0.26(1)	-	-	-
24IH	47.21(30)	7.67(24)	-	-	-
32IcH	53.94(34)	2.13(8)	-	-	-

Table SIV. Summary of connected contribution to $a_\mu^{\pi^0\text{-pole}}$, along with finite-volume corrections, unphysical pion mass corrections, and disconnected contributions across different ensembles.

Summary of systematic effects

Table SIV provides detailed information on the dominant connected contribution to $a_\mu^{\pi^0\text{-pole}}$, along with finite-volume corrections, unphysical pion mass corrections, and disconnected contributions. The disconnected contributions from ensembles 24D and 64I show good agreement, and we apply the 64I result as the disconnected correction for the other ensembles. Fig. S9 illustrates that the five different parameterizations of $\phi_\pi(x^2, u)$ yield varying results for $a_\mu^{\pi^0\text{-pole}}$. Following a continuum extrapolation using a linear form in a^2 , the uncertainty increases substantially, making the differences among parameterizations less significant. The values listed in Table SIV represent the average of the maximum and minimum values across the five parameterizations.

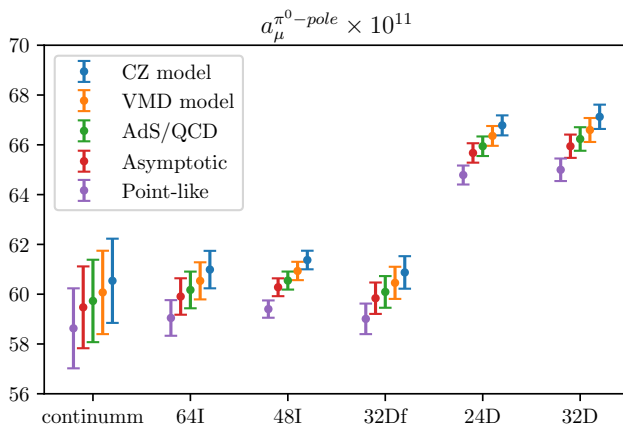


Figure S9. Lattice results of $a_\mu^{\pi^0\text{-pole}}$ as a function of a^2 using different parameterizations of $\phi_\pi(x^2, u)$. After a continuum extrapolation with a linear form of a^2 , the uncertainty increases significantly, leaving the variance from the parameterizations secondary important.