

Collisional charging of dust particles by suprathermal particles. I - Standard anisotropic Kappa distributions

L. F. Ziebell^{1, a)} and R. Gaelzer^{1, b)}

Instituto de Física, Universidade Federal do Rio Grande do Sul, Caixa Postal 15051, CEP: 91501-970, Porto Alegre, RS, Brasil

(Dated:)

We study the effect of the velocity distributions of the plasma particles on the equilibrium charge of dust particles which suffer collisional charging, considering different forms of both isotropic and anisotropic Kappa distributions for ions and electrons. This paper is the first of a series of two papers on this subject. Here, we consider two different forms of Kappa distributions which are widely used in the literature, and show that effects on the dust charge associated to one of these forms are much more significant than the effects associated to the other basic form. The results obtained also show that changes in the electron distribution can have effect on the dust charge which is much more significant than the effect which can be associated to changes in the ion distribution.

I. INTRODUCTION

Plasmas are generally defined as being ionized gases which exhibit collective behavior. As such, they are basically composed by ions and electrons, sometimes containing also a population of neutral atoms or molecules. In space environments, plasmas are composed mainly by protons and electrons, containing also much smaller populations of heavier ions. However, in addition to these conventional populations, there may be also a population of dust particles, with a number density which is usually much smaller than the number density of electrons and protons¹⁻⁶. In the solar wind plasma, for instance, observations made around the ecliptic plane, over a distance range covering from the inner region of the solar system up to a few astronomical units (AU) of distance from the Sun, have shown the presence of dust particles which are very small in size, but comprise significant fraction of the mass associated to the solar wind^{4,7-11}. The interplanetary dust may also have effects on the space environment around Earth and on Earth's ionosphere, as extensively discussed in a relatively recent review¹². Significant interaction between dust and the plasma around planetary bodies has also been observed and studied elsewhere in the Solar System, as in Saturn's ring system¹³. In space environments in general, it has been argued that the presence of dust may play important role in the formation and evolution of interstellar media¹⁴.

The presence of dust modifies some properties of plasmas and affects propagation and damping or growth of waves, including modifications in the properties of wave modes which also occur in dustless plasmas and also the identification of new modes which are due to the presence of dust. In the literature, the number of articles dealing with the subject of waves in dusty plasmas has increased almost steadily from the beginning of the years

1990, up to the beginning of the second decade of the 21th century. A few examples may be cited, including some papers which are representative of the early period of the increased research in dusty plasmas and some very recent publications, which can guide the interested reader to other references¹⁵⁻⁴¹.

Regarding the populations of ions and electrons in space plasmas, the observations have shown that they frequently have non thermal features, being many times anisotropic and featuring power-law tail distributions^{1,42-44}. Ions and electrons in the plasma wind have been frequently represented by isotropic and anisotropic velocity distributions which are generically known as Kappa distributions⁴⁵⁻⁵⁰. Isotropic Kappa distributions appearing in the literature are in general in two different forms, as in Refs.^{45,51,52} and^{53,54}, respectively. Anisotropic distributions which are based on these two different forms can also be defined, and they are useful for the description of situations which are out of thermodynamic equilibrium and which may excite different types of waves.

The importance of the presence of dust on the dielectric properties of a plasma relies on the fact that the dust particles can become charged. The charging of the dust particles can occur by inelastic collisions with particles of the plasma, and also by other mechanisms, as photoelectric charging and secondary emission⁵⁵⁻⁵⁹. The collisional charging of course depends on interaction with the moving plasma particles, and therefore depends on the velocity distribution of the plasma particles. The mechanism of charging by inelastic collisions has been discussed in many studies in the recent literature, some assuming Maxwellian distributions for plasma particles⁶⁰ and some assuming that the plasma particles are described by non thermal distributions of power-law type^{28,38,61-67}. The work described in Ref.²⁸ is dedicated to the study of the influence of the presence of superthermal electrons on Alfvén waves in solar and stellar wind plasmas, and includes a discussion on parametric dependencies of the collisional charging, assuming one given form of isotropic Kappa distribution for the electron population.

^{a)} Electronic mail: luiz.ziebell@ufrgs.br

^{b)} Electronic mail: rudi.gaelzer@ufrgs.br

In Refs.^{61–67}, the charging of dust particles is discussed for the case of plasma populations described by distributions of type Kappa, but there is no comparison between the effects produced by different types of distributions.

In the present paper we concentrate on the analysis of the collisional charging of dust particles, using a well-known model for the collisional cross-section, and study the effect of different forms of standard Kappa-type ion and electron velocity distributions, isotropic and anisotropic. As far as we are aware, investigations focused in such objective are not available in the literature. We have also started investigations on the dust charging in the case of plasmas with regularized Kappa distributions⁶⁸, and intend to present the results obtained in a forthcoming publication. The present paper is organized as follows: In section II we briefly describe the theoretical formulation, obtaining the conditions which must be satisfied by the dust charge at equilibrium and the average frequency of inelastic collisions between dust particles and plasma particles, considering different forms of standard Kappa velocity distribution functions for plasma particles. In section III we present and discuss results obtained by numerical solution of the equilibrium condition, considering several possibilities for the plasma particles distribution functions, and also discussing the effect of variation of relevant plasma parameters. Some final remarks are presented in section IV.

II. THEORETICAL FORMULATION

The equilibrium condition for the dust-plasma system is obtained by assuming vanishing charging current over the dust particles,

$$\sum_{\beta} q_{\beta} \int d^3v \sigma_{\beta}(v, q) v f_{\beta}(\mathbf{v}) = 0, \quad (1)$$

where σ_{β} is the cross section for dust charging by particles of species β ,

$$\sigma_{\beta}(v, q) = \pi a^2 \left(1 - \frac{2qq_{\beta}}{amv^2} \right) \text{H} \left(1 - \frac{2q_d q_{\beta}}{amv^2} \right),$$

with H being the Heaviside function, or *step* function. The dust particles are assumed to be spherical, with radius a , q_d is the charge of a dust particle, and q_{β} , m_{β} are the charge and mass of particles of species β , respectively.

Using the definition of the average collision frequency for collisional charging,

$$\nu_{\beta} = \frac{n_{d0}}{n_{\beta 0}} \int d^3v \frac{\pi a^2}{v} \left(v^2 - \frac{2qq_{\beta}}{am} \right) \text{H} \left(v^2 - \frac{2q_d q_{\beta}}{am} \right) f_{\beta}(\mathbf{v}), \quad (2)$$

the null current condition (1) can be written as $\sum_{\beta} q_{\beta} n_{\beta 0} \nu_{\beta} = 0$.

Moreover, we take into account the charge neutrality condition,

$$Z_e n_{i0} - e n_{e0} - Z_d e n_{d0} = 0, \quad (3)$$

where we have written the dust charge in terms of the charge of an electron, $q_d = -Z_e e$. With this notation, the dust charge number Z_d will be positive in the case of negative dust charge.

Using the charge neutrality condition, we write the condition for vanishing charging current as follows,

$$Z \nu_i - \left(Z - Z_d \frac{n_{d0}}{n_{i0}} \right) \nu_e = 0 \quad (4)$$

The set of equations which has been presented up to this point represents the basic formalism to be utilized for the description of the collisional charging of dust particles. These equations can be found in many published sources, but nevertheless are reproduced here to give support to the ensuing numerical analysis, which is the focus of the present paper.

Let us introduce different forms of particle velocity distributions, to be used in the numerical analysis. One of these is the isotropic Kappa distribution characterized by parameters α and $w_{\beta\kappa}$ ^{69,70}

$$f_{\beta,\kappa}(\mathbf{v}) = \frac{n_{\beta 0}}{\pi^{3/2} \kappa^{3/2} w_{\beta\kappa}^3} \frac{\Gamma(\kappa + \alpha)}{\Gamma(\kappa + \alpha - 3/2)} \times \left(1 + \frac{v^2}{\kappa w_{\beta\kappa}^2} \right)^{-(\kappa + \alpha)}, \quad (5)$$

where $w_{\beta\kappa}$ is a parameter with the same physical dimension as the particle thermal velocity, which reduces to the thermal velocity in the limit $\kappa \rightarrow \infty$.

If the parameter α is taken as $\alpha = 1$ and $w_{\beta\kappa}^2 = [(\kappa - 3/2)/\kappa] v_{\beta}^2$, with $v_{\beta} = \sqrt{2T_{\beta}/m_{\beta}}$ being the thermal velocity, the distribution function (5) becomes the Kappa distribution as defined in the paper by Summers and Thorne, 1991^{45,51,52}. It is also the same as distribution denoted as type A in Ref.⁷¹. We will call this distribution as the Kappa distribution of type I, or KI distribution. At this point, it is useful to remark that in the definition of v_{β} the temperature T_{β} has been written using energy units.

If we take $\alpha = 0$ and $w_{\beta\kappa}^2 = v_{\beta}^2$, the distribution function (5) becomes the Kappa distribution defined in the paper by Leubner, 2002^{53,54}, which we will identify as the Kappa distribution of type II, or KII distribution. This form of distribution is the same as type B in Ref.⁷¹.

Qualitatively, the difference between KI and KII distributions is that KI distributions have increased population of particles at small velocities, while KII distributions have increased population at the high velocity tail. As discussed in Ref.⁷¹, different physical mechanisms can be responsible for the formation of distributions of type I and II. These mechanisms of formation are not relevant for the present paper, where the interest is on the

discussion of the charging of dust particles by populations of plasma particles with different types of Kappa distributions.

Kappa distributions, either of type I or type II, may have anisotropic temperatures. The anisotropic Kappa distribution with isotropic Kappa indexes, which is known as *bi-Kappa distribution* (BK), may be defined as follows,^{69,70}

$$f_{\beta,\kappa}(\mathbf{v}) = \frac{n_{\beta 0}}{\pi^{3/2} \kappa_{\beta}^{3/2} w_{\beta\kappa\perp}^2 w_{\beta\kappa\parallel}} \frac{\Gamma(\kappa_{\beta} + \alpha)}{\Gamma(\kappa_{\beta} + \alpha - 3/2)} \quad (6)$$

$$\times \left(1 + \frac{v_{\parallel}^2}{\kappa_{\beta} w_{\beta\kappa\parallel}^2} + \frac{v_{\perp}^2}{\kappa_{\beta} w_{\beta\kappa\perp}^2} \right)^{-(\kappa_{\beta} + \alpha)},$$

As in the case of isotropic Kappa distributions, if the parameter α is taken as $\alpha = 1$ and $w_{\beta\kappa,\parallel}^2 = [(\kappa - 3/2)/\kappa]v_{\beta\parallel}^2$ and $w_{\beta\kappa\perp}^2 = [(\kappa - 3/2)/\kappa]v_{\beta\perp}^2$, we obtain the bi-Kappa distribution of type I, or BKI distribution. The bi-Kappa distribution of type II, or BKII distribution, is obtained by assuming $\alpha = 0$ and $w_{\beta\kappa\parallel}^2 = v_{\beta\parallel}^2$, $w_{\beta\kappa\perp}^2 = v_{\beta\perp}^2$.

Anisotropic Kappa distributions with anisotropic kappa indexes can also be defined. These are known as *product-bi-Kappa distributions* (PBK), and may be written as follows^{69,70}

$$f_{\beta,\kappa}(\mathbf{v}) = \frac{n_{\beta 0}}{\pi^{3/2} \kappa_{\perp} \kappa_{\parallel}^{1/2} w_{\beta\kappa\perp}^2 w_{\beta\kappa\parallel}} \times \frac{\Gamma(\kappa_{\perp} + \alpha) \Gamma(\kappa_{\parallel} + \alpha)}{\Gamma(\kappa_{\perp} + \alpha - 1) \Gamma(\kappa_{\parallel} + \alpha - 1/2)} \times \left(1 + \frac{v_{\parallel}^2}{\kappa_{\parallel} w_{\beta\kappa\parallel}^2} \right)^{-(\kappa_{\parallel} + \alpha)} \left(1 + \frac{v_{\perp}^2}{\kappa_{\perp} w_{\beta\kappa\perp}^2} \right)^{-(\kappa_{\perp} + \alpha)}.$$

If the parameter α is taken as $\alpha = 1$ and $w_{\beta\kappa\parallel}^2 = [(\kappa_{\parallel} - 3/2)/\kappa_{\parallel}]v_{\beta\parallel}^2$, $w_{\beta\kappa\perp}^2 = [(\kappa_{\perp} - 3/2)/\kappa_{\perp}]v_{\beta\perp}^2$, one obtains the product-bi-Kappa distribution of type I, or PBKI distribution. The product-bi-Kappa distribution of type II, or PBKII distribution, is obtained by assuming $\alpha = 0$ and $w_{\beta\kappa\parallel}^2 = v_{\beta\parallel}^2$, $w_{\beta\kappa\perp}^2 = v_{\beta\perp}^2$.

The limiting case of Kappa distribution, for large value of the parameter kappa, is the Maxwellian distribution. For anisotropic temperatures, a bi-Maxwellian distribution is written as follows

$$f_{\beta 0}(\mathbf{v}) = \frac{n_{\beta 0}}{\pi^{3/2} v_{\beta\perp}^2 v_{\beta\parallel}} e^{-v_{\parallel}^2/v_{\beta\parallel}^2} e^{-v_{\perp}^2/v_{\beta\perp}^2}. \quad (7)$$

Taking into account the velocity distributions functions, we can obtain the average frequencies of inelastic collisions, which are necessary for the determination of the equilibrium dust charge, using equation 4. We start by considering the distribution given by equation (5), and

obtain

$$\nu_{\beta}|_K = \frac{2(2\pi)(\pi a^2)(\epsilon n_{i0})v_A}{\pi^{3/2} \kappa_{\beta}^{3/2} u_{\beta\kappa}^3} \frac{\Gamma(\kappa_{\beta} + \alpha_{\beta})}{\Gamma(\kappa_{\beta} + \alpha_{\beta} - 3/2)} \times \frac{\kappa_{\beta} u_{\beta\kappa}^2}{2(\kappa_{\beta} + \alpha_{\beta} - 1)} \left(1 + \frac{(u_{lim}^{\beta})^2}{\kappa_{\beta} u_{\beta\kappa}^2} \right)^{-(\kappa_{\beta} + \alpha_{\beta} - 1)} \times \left[\frac{(\kappa_{\beta} + \alpha_{\beta} - 1) \kappa_{\beta} u_{\beta\kappa}^2}{\kappa_{\beta} + \alpha_{\beta} - 2} \left(1 + \frac{(u_{lim}^{\beta})^2}{\kappa_{\beta} u_{\beta\kappa}^2} \right) + \frac{2Z_d Z_{\beta} e^2}{am_{\beta} v_A^2} \right], \quad (8)$$

where Z_i indicates the ion charge number, $Z_e = -1$, ϵ is the number density of dust particles divided by the equilibrium ion density, $\epsilon = n_{d0}/n_{i0}$, v_A is the Alfvén velocity, $v_A = B_0/\sqrt{4\pi n_{i0} m_i}$, and

$$u_{lim}^e = \left(\frac{2Z_d e^2}{am_e v_A^2} \right)^{1/2}, \quad u_{lim}^i = 0.$$

For a bi-Kappa distribution function, (7), we obtain the following,

$$\nu_{\beta}|_{BK} = \frac{2(2\pi)(\pi a^2)(\epsilon n_{i0})v_A}{\pi^{3/2} \kappa_{\beta}^{3/2} u_{\beta\kappa\perp}^2 u_{\beta\kappa\parallel}} \times \frac{\Gamma(\kappa_{\beta} + \alpha_{\beta})}{\Gamma(\kappa_{\beta} + \alpha_{\beta} - 3/2)} \frac{(\kappa_{\beta} u_{\beta\kappa\perp}^2)^{\kappa_{\beta} + \alpha_{\beta}}}{2} \times \int_0^1 d\mu \frac{1}{\left[1 - \mu^2 (1 - u_{\beta\kappa\perp}^2/u_{\beta\kappa\parallel}^2) \right] (\kappa_{\beta} + \alpha_{\beta} - 1)} \times \left[\kappa_{\beta} u_{\beta\kappa\perp}^2 + (u_{lim}^{\beta})^2 \left[1 - \mu^2 (1 - u_{\beta\kappa\perp}^2/u_{\beta\kappa\parallel}^2) \right] \right]^{-(\kappa_{\beta} + \alpha_{\beta} - 1)} \times \left[\frac{\kappa_{\beta} u_{\beta\kappa\perp}^2 + (u_{lim}^{\beta})^2 \left[1 - \mu^2 (1 - u_{\beta\kappa\perp}^2/u_{\beta\kappa\parallel}^2) \right]}{\left[1 - \mu^2 (1 - u_{\beta\kappa\perp}^2/u_{\beta\kappa\parallel}^2) \right] (\kappa_{\beta} + \alpha_{\beta} - 2)} (\kappa_{\beta} + \alpha_{\beta} - 1) + \frac{2Z_d Z_{\beta} e^2}{am_{\beta} v_A^2} \right], \quad (9)$$

with $u_{\beta\kappa,\parallel} = w_{\beta\kappa\parallel}/v_A$ and $u_{\beta\kappa,\perp} = w_{\beta\kappa\perp}/v_A$.

For a PBK distribution (7), the average collision frequency can be obtained as follows,

$$\nu_{\beta}|_{PBK} = \frac{2(2\pi)(\pi a^2)(\epsilon n_{i0})v_A}{\pi^{3/2} \kappa_{\beta\perp} \kappa_{\beta\parallel}^{1/2} u_{\beta\kappa\perp}^2 u_{\beta\kappa\parallel}} \times \frac{\Gamma(\kappa_{\beta\perp} + \alpha_{\beta}) \Gamma(\kappa_{\beta\parallel} + \alpha_{\beta})}{\Gamma(\kappa_{\beta\perp} + \alpha_{\beta} - 1) \Gamma(\kappa_{\beta\parallel} + \alpha_{\beta} - 1/2)} \times \int_{x_{min}^{\beta}}^{\pi/2} dx \frac{\tan(x)}{\cos^2(x)} \left(\tan^2(x) + \frac{2Z_d Z_{\beta} e^2}{am_{\beta} v_A^2} \right) \times \int_0^1 d\mu \left(1 + \frac{\tan^2(x) \mu^2}{\kappa_{\beta\parallel} u_{\beta\kappa\parallel}^2} \right)^{-(\kappa_{\beta\parallel} + \alpha_{\beta})} \times \left(1 + \frac{\tan^2(x) (1 - \mu^2)}{\kappa_{\beta\perp} u_{\beta\kappa\perp}^2} \right)^{-(\kappa_{\beta\perp} + \alpha_{\beta})}, \quad (10)$$

where we have defined $u = \tan(x)$ and where $x_{min}^\beta = \tan^{-1}(u_{lim}^\beta)$, with $u_{\beta\kappa,\parallel} = w_{\beta\kappa,\parallel}/v_A$ and $u_{\beta\kappa,\perp} = w_{\beta\kappa,\perp}/v_A$.

Using equation (7), the Maxwellian distribution function, we obtain the following form for the average collisional frequency,

$$\begin{aligned} \nu_\beta &= (\pi a^2)(\epsilon n_{i0})v_A \frac{2\pi}{\pi^{3/2}} \frac{u_{\beta\parallel}}{\Delta_\beta} \\ &\times \int_0^1 d\mu \frac{e^{-t_{lim}^\beta [1-\mu^2(1-\Delta_\beta)]/\Delta_\beta}}{[1-\mu^2(1-\Delta_\beta)]^2/\Delta_\beta^2} \\ &\times \left[1 + \delta_{\beta i} \frac{[1-\mu^2(1-\Delta_\beta)]}{\Delta_\beta} \frac{2Z_d^k Z_i e^2}{am_i v_A^2 u_{i\parallel}^2} \right], \end{aligned} \quad (11)$$

where $t_{lim}^\beta = (u_{lim}^\beta)^2/u_{\beta\parallel}^2$.

III. NUMERICAL ANALYSIS

For the numerical analysis, we consider plasma parameters which may be considered representative of plasmas in the solar wind environment. The exact value of these parameters is not relevant in the present context, where the emphasis is on the effect of the shape of the velocity distribution functions on the collisional charging of dust particles. We therefore consider as example $a = 1.0 \times 10^{-4}$ cm and $\epsilon = 1.0 \times 10^{-5}$. We also consider $\beta_i = 2.0$, $v_A/c = 1.0 \times 10^{-4}$, and $n_{i0} = 10$ cm $^{-3}$, and assume that $T_{e\parallel} = T_{i\parallel}$, and that the ions are protons, so that $Z_i = 1$. Moreover, from the value of β_i and v_A/c , taking into account the mass of the ions, we can obtain $T_{i\parallel}$.

As the starting point of the numerical analysis, we assume that ions and electrons are described by isotropic Maxwellian distributions, solve equation (4), and obtain the equilibrium value of the charge number in a dust particle, $Z_d = 15,470$. If the electrons are described by an isotropic electron distribution and the ions are described by an anisotropic Maxwellian distribution with $T_{i\perp}/T_{i\parallel} = 0.2$, we obtain $Z_d = 14,182$, and if $T_{i\perp}/T_{i\parallel} = 5.0$, $Z_d = 15,749$. On the other hand, if the velocity distribution of the ions is an isotropic Maxwellian, and the electrons are described by an anisotropic Maxwellian with $T_{e\perp}/T_{e\parallel} = 0.2$, we obtain $Z_d = 8,774$, and $Z_d = 44,182$ for the case $T_{e\perp}/T_{e\parallel} = 5.0$. These results obtained considering isotropic and anisotropic Maxwellian distributions appear listed in Table I. General conclusions to be drawn from these results are that the dust charge increases with the increase of the ratio T_{\perp}/T_{\parallel} , and that the dust charge is strongly affected by changes in the temperature anisotropy in the electron distribution and is only slightly affected by the anisotropy in the ion distribution.

The effect of the change of the kappa index, in the case of Kappa velocity distributions, can be investigated considering different situations. Initially, we consider

Type of distribution	Dust charge number
e Max, i Max	15,470
e bi-Max, $T_{e\perp}/T_{e\parallel} = 0.2$, i Max	8,774
e bi-Max, $T_{e\perp}/T_{e\parallel} = 5.0$, i Max	44,382
e Max, i bi-Max, $T_{i\perp}/T_{i\parallel} = 0.2$	14,182
e Max, i bi-Max, $T_{i\perp}/T_{i\parallel} = 5.0$	15,749

TABLE I. Charge number on spherical dust particles collisionally charged, for different cases of isotropic and anisotropic Maxwellian distribution for electrons and ions. $\beta_i = 2.0$, $v_A/c = 1.0 \times 10^{-4}$, $a = 1.0 \times 10^{-4}$ cm $^{-3}$, $\epsilon = 1.0 \times 10^{-5}$, $n_{i0} = 1.0 \times 10$ cm $^{-3}$.

that ions and electrons have the same type of non-thermal distribution, with isotropic temperatures (i.e., $T_{\beta\perp} = T_{\beta\parallel}$). Figure 1 illustrates the equilibrium dust charge obtained from equation 4 in this case, by considering different forms of the velocity distribution. Figure 1, as well as all the ensuing figures, shows the values of the relative dust charge, which is the equilibrium dust charge divided by the value obtained in the case of isotropic Maxwellian distributions for ions and electrons (i.e., $Z_d = (Z_d)_{max} = 15,470$, according to table I). The values are shown as a function of $\kappa_{\beta\parallel}$, the kappa index of the velocity distribution along the parallel direction. Of course, for BKI and BKII distributions the values of the parallel and perpendicular kappa indexes are the same, $\kappa_{\beta\parallel} = \kappa_{\beta\perp} = \kappa_\beta$. For the PBK distributions, we consider $\kappa_{\beta\perp} = \kappa_{\beta\parallel}$.

The two lower curves appearing in figure 1 show that for distributions of type I, either BKI or PBKI, the relative dust charge is very close to 1. The most significant effect occurs for κ_β close to 2.5, and is at most about 15%, for BKI distribution. For type II distributions the change is much more significant. It is seen that for small values of $\kappa_{\beta\parallel}$ the dust charge is increased by nearly 400% in the case of BKII distributions, as compared to the case of Maxwellian distributions, and 200% in the case of PBKII distributions.

In figure 2 we consider cases in which the electrons are described by a BK distribution or a PBK distribution, while the ions are described by an isotropic Maxwellian distribution. Figure 2(a) depicts the case of isotropic value of T_e , figure 2(b) shows the results obtained with $T_{e\perp}/T_{e\parallel} = 0.2$, and figure 2(c) the results obtained with $T_{e\perp}/T_{e\parallel} = 5.0$. The three panels of figure 1 show that in the case of electron distributions of type I the dust charge is almost the same as in the Maxwellian case, with the charge slightly larger in the case of BKI distribution than in the case of PBKI distributions. The comparison between figure 2(b) and figure 2(a) show that for distributions of type I the dust charge decreases by a factor of nearly two when the electron temperature ratio is changed from 1 to 0.2, in the region of small $\kappa_{e\parallel}$. The comparison between figure 2(c) and figure 2(a) shows

that for type I distributions the dust charge is increased in the region of small $\kappa_{e\parallel}$ by a factor of nearly 2.5, when the electron temperature ratio is changed from 1 to 5. For the same changes of electron temperature ratio, table I shows that in the bi-Maxwellian case the dust charge changes by factors of 0.57 and 2.87, respectively. It is therefore seen that regarding the charging of dust particles the situation in the case of a plasma with electrons described by type I distributions, either BKI or PBKI, is not significantly different from the situation in the bi-Maxwellian case. On the other hand, in the case of distributions of type II, either BKII or PBKII, figures 2(a,b,c) show that the charge of the dust particles is always above that obtained for type I distributions, for the whole range of values of $\kappa_{e\parallel}$ which has been considered, with steep increase for small values of $\kappa_{e\parallel}$. In the whole interval of electron temperature ratio, from $T_{e\perp}/T_{e\parallel} = 0.2$ to 5, the dust charge is greater in the case of BKII distribution than in the case of PBKII distribution. The difference between PBKII and BKII distributions is more noticeable for temperature ratio smaller than 1 than for temperature ratio greater than 1. For instance, in the case of electron temperature ratio 0.2, shown in the figure 2(b), the dust charge for $\kappa_{e\parallel} = 2.5$ and BKII distribution is more than twice the dust charge obtained for PBKII distribution. For temperature ratio 5, shown in figure 2(c), the dust charge at the same value of $\kappa_{e\parallel}$ and BKII is only about 1.2 times the value obtained with a PBKII distribution.

In figure 3 we change the roles of the particle distribution function, in comparison with figure 2. That is, in figure 3 we consider cases in which the ions are described by a BK distribution or a PBK distribution, and the electrons are described by an isotropic Maxwellian distribution. Panel (a) of figure 3 shows cases with $T_{i\perp}/T_{i\parallel} = 1.0$, panel (b) shows cases with $T_{i\perp}/T_{i\parallel} = 0.2$, and panel (c) shows cases with $T_{i\perp}/T_{i\parallel} = 5.0$. In all these three panels, we show results obtained considering four different types of the ion distribution, BKI, BKII, PBKI, and PBKII. For distributions of type I, BKI and PBKI, it is seen in figure 3(a) that in the case of isotropy of temperatures the dust charge is smaller than in the case of Maxwellian ion distribution, by a small amount, with the maximum difference occurring for small value of $\kappa_{i\parallel}$. Figure 3(b) shows that the effect is similar for the case of $T_{i\perp} < T_{i\parallel}$, with increase of the difference relative to the case of isotropic Maxwellian. For $T_{i\perp} > T_{i\parallel}$, as illustrated by figure 3(c), it is seen that the normalized dust charge is slightly above 1 for the whole range of values of κ_i , except for a small decrease for the case of PBKI distribution, near $\kappa_i = 2.5$. For the case of BKII and PBKII ion distributions the difference relative to the isotropic Maxwellian case is more noticeable, but still small. Figures 3(a,b,c) show that is that in the case of distributions of type II the dust charge ratio tends to increase for decreasing values of $\kappa_{i\parallel}$, for $T_{i\perp} < T_{i\parallel}$ (figure 3(b)), with inversion of this behavior for $\kappa_{i\parallel}$ approaching 2.5, in the case of BKII distribution. For $T_{i\perp} = T_{i\parallel}$, figure 3(a)

shows nearly the same tendency, with the difference that both in the case of BKII and PBKII ion distributions the dust charge ratio decreases for very small $\kappa_{i\parallel}$. For $T_{i\perp} > T_{i\parallel}$, according to the results shown in figure 3(c), the dust charge ratio is smaller than unity for small $\kappa_{i\parallel}$, and tends uniformly to unity for increasing values of $\kappa_{i\parallel}$. The effect is more pronounced for BKII distribution than for PBKII distribution.

In figure 4 we present results obtained considering that one of the plasma species has a bi-Maxwellian distribution, and the other species is described by Kappa distributions with isotropy of temperatures. Figure 4(a) displays results for the case in which the ions are described by a bi-Maxwellian distribution with $T_{i\perp}/T_{i\parallel} = 0.2$, and the electrons feature BKI, PBKI, BKII or PBKII distributions, with $T_{e\perp} = T_{e\parallel}$. Figure 4(b) displays results for the case in which the ions are described by a bi-Maxwellian distribution with $T_{i\perp}/T_{i\parallel} = 5.0$, and the electrons feature BKI, PBKI, BKII or PBKII distributions, with $T_{e\perp} = T_{e\parallel}$. For panels (c) and (d) the configuration is reversed. Figure 4(c) shows results for the case in which the electrons have a bi-Maxwellian distribution with $T_{e\perp}/T_{e\parallel} = 0.2$, and the ions have BKI, PBKI, BKII or PBKII distributions, with $T_{i\perp} = T_{i\parallel}$, and figure 4(d) exhibits results for electrons described by a bi-Maxwellian distribution with $T_{e\perp}/T_{e\parallel} = 5.0$, and the ions have BKI, PBKI, BKII or PBKII distributions, with $T_{i\perp} = T_{i\parallel}$. Panels (a) and (b) of figure 4 show that in the case of ions with bi-Maxwellian distribution the anisotropy of ion temperatures is not very significant for the charging of the dust particles. Indeed, the results obtained in panels (a) and (b) are very similar to those appearing in figure 2(a), in which the ion distribution was isotropic. It is only noticed that for $T_{i\perp} > T_{i\parallel}$ the magnitude of the negative charge of dust particles is higher than in the isotropic case, and for $T_{i\perp} < T_{i\parallel}$ it is smaller than in the isotropic case. On the other hand, figures 4(c) and 4(d) show that the anisotropy in a electron Maxwellian distribution has much more significant effects on the dust charge. The comparison between figure 4(c) and figure 2(a) show that for $T_{e\perp} < T_{e\parallel}$ the magnitude of the dust charge tends to be reduced in comparison with the isotropic case, for all types of Kappa distributions considered for the ions. In the case of $T_{e\perp} = 0.2T_{e\parallel}$ considered in figure 4(c), the magnitude of the dust charge is nearly 1/2 of the value in the isotropic case, for most of the range of values of $\kappa_{i\parallel}$. As in the isotropic case, there is a reduction in the magnitude of the charge for small values of $\kappa_{i\parallel}$, which is most pronounced in the case of ion BKII distribution. Conversely, figure 4(d) shows that in the case of $T_{e\perp} > T_{e\parallel}$ the magnitude of the dust charge increases in comparison with the value obtained for electron isotropic Maxwellian distribution, for all forms of ion Kappa distribution which were considered. The most pronounced effect occurs for ion BKII distribution.

We have also investigated the effect of anisotropy of the κ parameters in PBK distributions, presenting some results in figure 5. For this figure, we have consid-

ered that one of the plasma species is described by an isotropic Maxwellian distribution, and the other by a PBK distribution with isotropic temperature parameter and anisotropic kappa indexes. In the case of figure 5(a), we have considered that the ions have an isotropic Maxwellian distribution, and the electrons a PBK distribution. The relative dust charge is shown as a function of $\kappa_{e\parallel}$, for the cases of $\kappa_{e\perp} = 2.5$ and $\kappa_{e\perp} = 40$, for each type of PBK electron distribution.

The case with $\kappa_{e\perp} = 2.5$ is shown in figure 5(a) by lines magenta and blue, for electron distributions of type PBKII and PBKI, respectively. In this case, for small $\kappa_{e\parallel}$ the electron distribution features non-thermal tails along parallel and perpendicular directions, and for increasing values of $\kappa_{e\parallel}$ tends to a state which is nearly Maxwellian along parallel direction with non-thermal tail along perpendicular direction. The blue line shows that for PBKI electron distribution the dust charge is slightly above the charge in the Maxwellian case for the whole range of $\kappa_{e\parallel}$ considered in the figure, and nearly insensitive to this parameter. The magenta line shows that for PBKII electron distribution the dust charge is nearly three times the charge obtained in the Maxwellian case, and is almost insensitive to the change in $\kappa_{e\parallel}$, except for a small increase near $\kappa_{e\parallel} = 2.5$.

The case of $\kappa_{e\perp} = 40$ is depicted in figure 5(a) by lines orange and green, corresponding to PBKI and PBKII electron distributions, respectively. The value of $\kappa_{e\perp}$ in this case is such that the velocity distribution is almost Maxwellian along perpendicular direction. Accordingly, figure 5(a) shows that the normalized dust charge is close to 1 for most of the range of $\kappa_{e\parallel}$ depicted in the figure, with slightly larger value in the case of PBKII distribution (green line), more pronounced for small value of $\kappa_{e\parallel}$, where the nonthermal feature along parallel direction becomes more noticeable.

In figure 5(b) we consider the case of isotropic Maxwellian distribution for electrons and PBK distribution for ions. The orange and green lines correspond to the case of ion distribution PBKI and PBKII, respectively, with $\kappa_{i\perp} = 40$. In both cases the relative dust charge is close to 1, for all values of $\kappa_{i\parallel}$, from 2.5 up to 12. The value is slightly smaller than 1 in the case of PBKI ion distribution, and slightly larger than 1 for PBKII ion distribution. For $\kappa_{i\perp} = 2.5$, shown by lines blue and magenta, for PBKI and PBKII ion distributions, respectively, the magenta line shows that the charge is very close the value in the Maxwellian case, for PBKII ion distribution, and nearly 3% below the Maxwellian value for PBKI ion distribution. The reduction of dust charge value is slightly more pronounced than in the case of PBKI for $\kappa_{i\perp} = 40$ (orange line), but nevertheless not very significant. The four cases considered appear very close in figure 5(b), indicating that the anisotropy in the κ indexes in the ion distribution is not very relevant for the determination of the equilibrium charge of a dust particle.

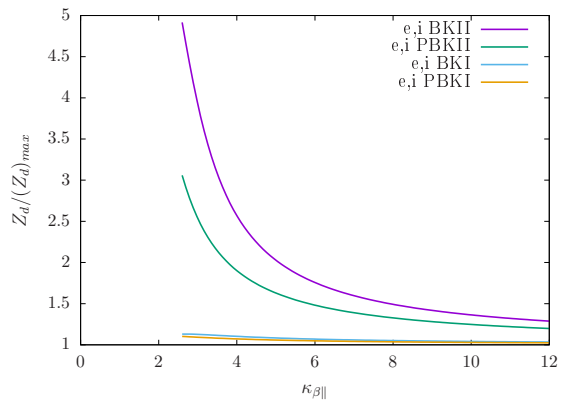


FIG. 1. Relative charge number on spherical dust particles collisionally charged, for isotropic temperatures and different forms of Kappa distributions. In each case depicted, ions and electrons have the same form of velocity distribution. The parameters are $\beta_i = 2.0$, $v_A/c = 1 \times 10^{-4}$, $\epsilon = 1.0 \times 10^{-7}$, $a = 1.0 \times 10^{-4}$ cm, with $T_{e\parallel} = T_{i\parallel}$.

IV. FINAL REMARKS

In the present paper we have discussed the effect of different forms of Kappa velocity distributions of the plasma particles on the collisional charging of dust particles immersed in the plasma. We have used a well-known model for the collisional charging, and used in the analysis both velocity distributions known as bi-Kappa distributions and velocity distributions known as product-bi-Kappa distributions. These distributions have been based on forms which were disseminated in works like those of Vasyliunas (1968), Summers & Thorne (1991) and Mace & Hellberg (1995)^{45,51,52}, and also based on forms which can be found in papers as those by Leubner (2002, 2004)^{53,54}. Bi-Kappa distributions based on these two basic models were denominated BKI and BKII distributions, respectively, and product-bi-Kappa distributions based on these two types were denominated PBKI and PBKII, respectively. Using these velocity distributions, we have discussed situations with isotropy of temperature parameters as well as situations with temperature anisotropy, including a discussion of the effect of the variation of the parallel and perpendicular kappa indexes of the velocity distributions.

The results obtained have shown that the influence of the different types of velocity distributions on the dust charging is more significant for small values of the kappa indexes, for all types of distributions which have been considered. For all the cases investigated, the charge acquired by dust particles due to inelastic collision processes has been negative. We have not obtained situations with positive dust charges originated from collisional processes, reported recently in connection with regularized Kappa distribution functions⁶⁷. However, We are presently investigating the charging of dust particles by plasma particles described by these regularized

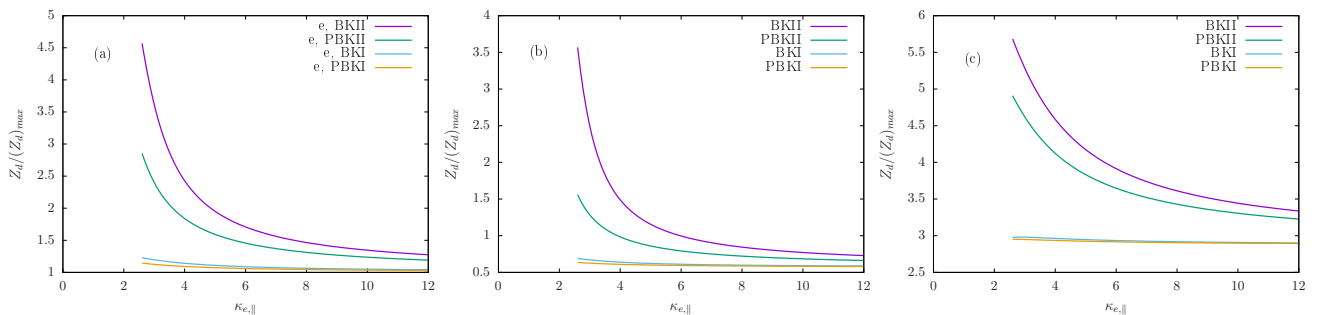


FIG. 2. Relative charge number on spherical dust particles collisionally charged, in the case of isotropic Maxwellian distribution for ions and different forms of Kappa distributions for electrons, isotropic and anisotropic. The figure shows the values of the charge number divided by the charge number obtained in the case of isotropic Maxwellian distribution for ions and electrons. (a) $T_{e\perp}/T_{e\parallel} = 1.0$; (b) $T_{e\perp}/T_{e\parallel} = 0.2$; (c) $T_{e\perp}/T_{e\parallel} = 5.0$; Parameters are as in figure 1.

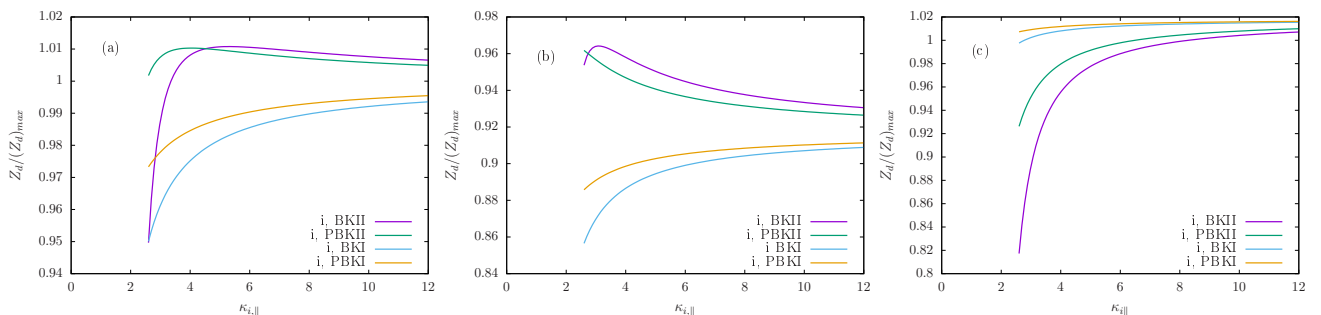


FIG. 3. Relative charge number on spherical dust particles collisionally charged, in the case of isotropic Maxwellian distribution for electrons and different forms of Kappa distributions for ions, isotropic and anisotropic. The figure shows the values of the charge number divided by the charge number obtained in the case of isotropic Maxwellian distribution for ions and electrons. (a) $T_{i\perp}/T_{i\parallel} = 1.0$; (b) $T_{i\perp}/T_{i\parallel} = 0.2$; (c) $T_{i\perp}/T_{i\parallel} = 5.0$; Parameters are as in figure 1.

Kappa distributions, and intend to publicize our results in a forthcoming publication.

The results obtained have shown that the effect of the modification of the ion distribution function, considering electrons with isotropic Maxwellian distributions, leads only to a small change of the charge of dust particles. It has been seen that in these cases the change in the dust particle charge is at most around 20%, for very small value of the kappa index, tending to be negligible for larger values of kappa. Moreover, if the electrons are characterized by anisotropic Maxwellian distributions, more significant effect may be observed, but the influence of the change in the Kappa distributions of ions remains small. The small effect of the change of the ion distribution is perhaps not so surprising, since the charging process associated to inelastic collisions is dominated by the very mobile electrons, so that the dust charge results to be negative.

On the other hand, the results obtained have shown that the influence of the form of the electron distribution on the dust particle charge can be significant. The effect is more noticeable in the region of small values of the kappa index, and in this region the difference between charges produced by distributions of type I, BKI

and PBKI, and by distributions of type II, BKII and PBKII, can be very significant. For the study of the effect of the electron distribution, we have considered situations in which ions have isotropic and anisotropic Maxwellian distributions. For isotropic ion distribution, it has been seen that BKI and PBKI distributions for electrons, with isotropic temperatures, lead to dust particles with charges which differ of the isotropic Maxwellian case at most by a factor which approaches 25%, for small value of the parallel kappa index. For BKII and PBKII electron distributions, however, the effect can be much more significant, attaining more than 300%, for BKII distributions, near $\kappa_{e\parallel} = 2.5$. For anisotropic temperatures in the electron distributions, the effect of Kappa distributions on the dust charge can be more notorious, but continues to be more significant for type II distributions than for type I distributions. Similar conclusions was also drawn from cases with bi-Maxwellian distributions for the ions.

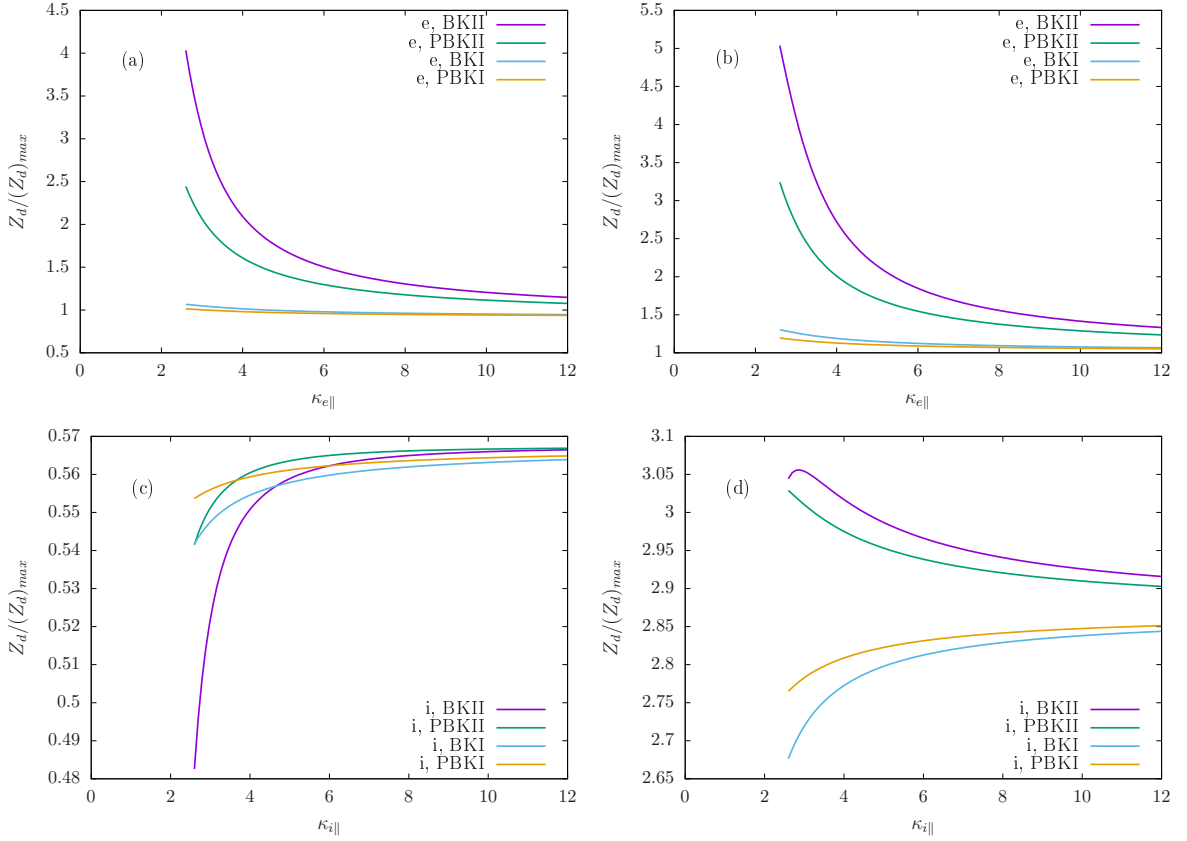


FIG. 4. Relative charge number on spherical dust particles collisionally charged. The figure shows the values of the charge number divided by the charge number obtained in the case of isotropic Maxwellian distribution for ions and electrons. (a) Bi-Maxwellian distribution for ions, with $T_{i\perp}/T_{i\parallel} = 0.2$, and different forms of Kappa distributions for electrons, with $T_{e\perp}/T_{e\parallel} = 1.0$; (b) Bi-Maxwellian distribution for ions, with $T_{i\perp}/T_{i\parallel} = 5.0$, and different forms of Kappa distributions for electrons, with $T_{e\perp}/T_{e\parallel} = 1.0$; (c) Bi-Maxwellian distribution for electrons, with $T_{e\perp}/T_{e\parallel} = 0.2$, and different forms of Kappa distributions for ions, with $T_{i\perp}/T_{i\parallel} = 1.0$; (d) Bi-Maxwellian distribution for electrons, with $T_{e\perp}/T_{e\parallel} = 5.0$, and different forms of Kappa distributions for ions, with $T_{i\perp}/T_{i\parallel} = 1.0$; Parameters are as in figure 1.

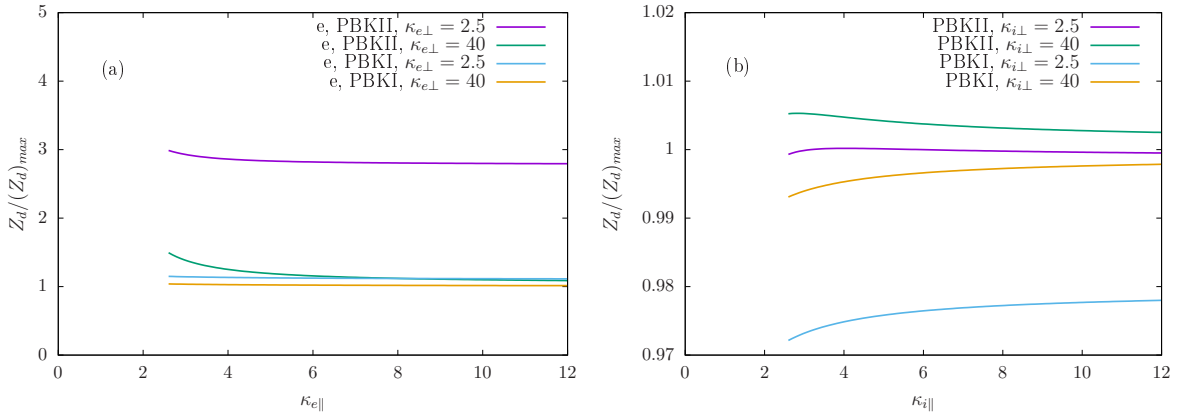


FIG. 5. Relative charge number on spherical dust particles collisionally charged, vs the parallel kappa index. (a) Isotropic Maxwellian distribution for ions, and PBK distribution for electrons, with isotropic temperatures and two values of $\kappa_{e\perp}$, 2.5 and 40; (b) Isotropic Maxwellian distribution for electrons, and PBK distribution for ions, with isotropic temperatures and two values of $\kappa_{i\perp}$, 2.5 and 40. Parameters are as in figure 1.

ACKNOWLEDGMENTS

LFZ acknowledges support from CNPq (Brazil), grant No. 303189/2022-3. RG acknowledges support from CNPq (Brazil), grant No. 313330/2021-2. This study was financed in part by the Coordenação de Aperfeiçoamento de Pessoal de Nível Superior - Brasil (CAPES) - Finance Code 001.

- ORCID:
Luiz F. Ziebell : 0000-0003-0279-0280
Rudi Gaelzer: 0000-0001-5851-7959

DECLARATIONS

- Conflict of interest

The authors have no financial or non-financial interests to declare.

- Authors' contributions

Both authors contributed to the conception and design of the manuscript, and worked on the development of the research. Luiz F. Ziebell wrote the first draft of the manuscript, and both authors contributed to the preparation of the version to be submitted. Both authors read and approved the final manuscript.

- Data availability

The data that support the findings of this study are available within the article.

- ¹E. Marsch, *Living Rev. Solar Phys.* **3**, 1 (2006), cited 19 Sep. 2006, <http://www.livingreviews.org/lrsp-2006-1>, doi: 10.12942/lrsp-2006-1.
- ²R. Schwenn, *Space Sci. Rev.* **124**, 51 (2006), doi: 10.1007/s11214-006-9099-5.
- ³H. Kruger, N. Altobelli, B. Anweiler, S. F. Dermott, V. Dikarev, A. L. Graps, E. Grun, B. A. Gustafson, D. P. Hamilton, M. S. Hanner, M. Horanyi, J. Kissel, M. Landgraf, B. A. Lindblad, D. Linkert, G. Linkert, I. Mann, J. A. M. McDonnell, G. E. Morfill, C. Polanskey, G. Schwehm, R. Srama, and H. A. Zook, *Planetary And Space Science* **54**, 932 (2006).
- ⁴H. Kruger, M. Landgraf, N. Altobelli, and E. Grun, *Space Sci. Rev.* **130**, 401 (2007), doi: 10.1016/j.asr.2007.04.066.
- ⁵I. Mann, *Annu. Rev. Astron. Astrophys.* **48**, 173 (2010), doi: 10.1146/annurev-astro-081309-130846.
- ⁶I. Mann, N. Meyer-Vernet, and A. Czechowski, *Phys. Rep.* **536**, 1 (2014), doi: 10.1016/j.physrep.2013.11.001.
- ⁷I. Mann, H. Kimura, D. A. Biesecker, B. T. Tsurutani, E. Grun, R. B. McKibben, J. C. Liou, R. M. MacQueen, T. Mukai, M. Guhathakurta, and P. Lamy, *Space Sci. Rev.* **110**, 269 (2004), doi: 10.1023/B:SPAC.0000023440.82735.ba.
- ⁸I. Mann, *Adv. Space Res.* **41**, 160 (2008), doi: 10.1016/j.asr.2007.04.066.
- ⁹E. Grün, H. A. Zook, H. Fechtig, and R. H. Giese, *Icarus* **62**, 244 (1985), doi: 10.1016/0019-1035(85)90121-6.
- ¹⁰H. Ishimoto and I. Mann, *Planet. Space Sci.* **47**, 225 (1998), doi: 10.1016/0019-1035(85)90121-6.
- ¹¹N. Meyer-Vernet, M. Maksimovic, A. Czechowski, I. Mann, I. Zouganelis, K. Goetz, M. L. Kaiser, O. C. S. Cyr, J.-L. Bougeret, and S. D. Bale, *Solar Phys.* **256**, 463 (2009), doi: 10.1007/s11207-009-9349-2.
- ¹²I. Mann, A. Pellinen-Wannberg, E. Murad, O. Popova, N. Meyer-Vernet, M. Rosenberg, T. Mukai, A. Czechowski, S. Mukai, J. Safrankova, and Z. Nemecek, *Space Sci. Rev.* **161**, 1 (2011), doi: 10.1007/s11214-011-9762-3.
- ¹³J. E. Wahlund, M. Andre, A. I. E. Eriksson, M. Lundberg, M. W. Morooka, M. Shafiq, T. F. Averkarp, D. A. Gurnett, G. B. Hospodarsk, W. S. Kurth, K. S. Jacobsen, A. Pedersen, W. Farrell, S. Ratynskaia, and N. Piskunov, *Plan. Space Sci.* **57**, 1795 (2009), doi: 10.1016/j.pss.2009.03.011.
- ¹⁴V. N. Tsytoich, A. V. Ivlev, A. Burkert, and G. E. Morfill, *Astrophys. J.* **780** 131 (2014), doi: 10.1088/0004-637X/780/2/131.
- ¹⁵P. K. Shukla, *Phys. Scr.* **45**, 504 (1992), doi: 10.1088/0031-8949/45/5/014.
- ¹⁶P. K. Shukla and V. P. Silin, *Phys. Scr.* **45**, 508 (1992).
- ¹⁷N. N. Rao, *J. Plasma Phys.* **49**, 375 (1993).
- ¹⁸N. N. Rao, *Phys. Scr.* **48**, 363 (1993), doi: 10.1088/0031-8949/48/3/015.
- ¹⁹S. V. Vladimirov, *Phys. Plasmas* **1**, 2762 (1994), doi: 10.1063/1.870511.
- ²⁰N. F. Cramer and S. V. Vladimirov, *Publ. Astron. Soc. Aust.* **14**, 17 p (1997).
- ²¹M. Salimullah and M. Rosenberg, *Phys. Lett. A* **254**, 347 (1999), doi: 10.1016/S0375-9601(99)00138-3.
- ²²V. N. Tsytoich and U. de Angelis, *Phys. Plasmas* **6**, 1093 (1999).
- ²³V. Tsytoich and U. de Angelis, *Phys. Plasmas* **7**, 554 (2000), doi: 10.1063/1.873841.
- ²⁴V. Tsytoich and U. de Angelis, *Phys. Plasmas* **8**, 1141 (2001), doi: 10.1063/1.1350669.
- ²⁵M. C. de Juli, R. S. Schneider, L. F. Ziebell, and V. Jatenco-Pereira, *Phys. Plasmas* **12**, 052109 (2005), doi: 10.1063/1.1899647.
- ²⁶B. Eliasson and P. K. Shukla, *Physics of Plasmas* **12**, 024502 (2005).
- ²⁷W. F. El-Taibany and R. Sabry, *Physics of Plasmas* **12**, 082302 (2005).
- ²⁸R. Gaelzer, M. C. de Juli, and L. F. Ziebell, *J. Geophys. Res.* **115**, A09109 (2010), doi: 10.1029/2009JA015217.
- ²⁹R. A. Galvão, L. F. Ziebell, R. Gaelzer, and M. C. de Juli, *Braz. J. Phys.* **41**, 258 (2011), doi: 10.1007/s13538-011-0041-2.
- ³⁰I. Kourakis, S. Sultana, and M. A. Hellberg, *Plasma Phys. Control. Fusion* **54**, 124001 (2012).
- ³¹R. L. Merlini, J. R. Heinrich, S.-H. Kim, and J. K. Meyer, *Plasma Phys. Contr. Fusion* **54** 124014 (2012), doi: 10.1088/0741-3335/54/12/124014.
- ³²S. K. El-Labany, W. F. El-Taibany, E. F. El-Shamy, and N. A. Zedan, *Phys. Plasmas* **21**, 123710 (2014), doi: 10.1063/1.4904902.
- ³³V. Jatenco-Pereira, A. C. L. Chian, and N. Rubab, *Nonlinear Processes in Geophysics* **21**, 405 (2014), doi: 10.5194/npg-21-405-2014.
- ³⁴S. M. H. Jenab and I. Kourakis, *Eur. Phys. J. D* **68** 219 (2014), doi: 10.1140/epjd/e2014-50177-4.
- ³⁵M. S. dos Santos, L. F. Ziebell, and R. Gaelzer, *Astrophys. Space Sci.* **362**, 18 (2017), doi: 10.1007/s10509-016-2997-4.
- ³⁶L. B. De Toni and R. Gaelzer, *Monthly Notices of the Royal Astronomical Society* **508**, 340 (2021), doi: 10.1093/mnras/stab2603.
- ³⁷L. B. De Toni, R. Gaelzer, and L. F. Ziebell, *Monthly Notices of the Royal Astronomical Society* **516**, 4650 (2022), doi: 10.1093/mnras/stac2574.
- ³⁸F. K. Jahromi, I. Motie, A. Bakhshayeshi, T. Mirzaye, and B. Haghghi, *IEEE Trans. Plasma Sci.* **50**, 3220 (2022), doi: 10.1109/TPS.2022.3195758.
- ³⁹M. Mehdipoor, *Waves in Random and Complex Media*, 1-21 (2022), doi: 10.1080/17455030.2022.2066217.
- ⁴⁰L. B. De Toni, R. Gaelzer, and L. F. Ziebell, *Monthly No-*

- tices of the Royal Astronomical Society **529**, 3003 (2024), doi: 10.1093/mnras/stae532.
- ⁴¹N.-N. Wei and Y. Liu, *European Phys. J. Plus* **139** 362 (2024), doi: 10.1140/epjp/s13360-024-05145-8.
- ⁴²W. Pilipp, H. Miggenrieder, M. Montgomery, K.-H. Mühlhäuser, H. Rosenbauer, and R. Schwenn, *J. Geophys. Res.* **92**, 1075 (1987), doi: 10.1029/JA092iA02p01075.
- ⁴³W. Pilipp, H. Miggenrieder, M. Montgomery, K.-H. Mühlhäuser, H. Rosenbauer, and R. Schwenn, *J. Geophys. Res.* **92**, 1093 (1987), doi: 10.1029/JA092iA02p01093.
- ⁴⁴E. Marsch, X.-Z. Ao, and C.-Y. Tu, *J. Geophys. Res.* **109**, A04102 (2004), doi: 10.1029/2003JA010330.
- ⁴⁵V. M. Vasyliunas, *J. Geophys. Res.* **73**, 2839 (1968), doi: 10.1029/JA073i009p02839.
- ⁴⁶M. Maksimovic, V. Pierrard, and J. F. Lemaire, *Astron. Astrophys.* **324**, 725 (1997).
- ⁴⁷M. Maksimovic, I. Zouganelis, J.-Y. Chaufray, K. Issautier, E. E. Scime, J. E. Littleton, E. Marsch, D. J. McComas, C. Salem, R. P. Lin, and H. Elliot, *J. Geophys. Res.* **110**, A09104 (2005), doi: 10.1029/2005JA011119.
- ⁴⁸M. P. Leubner, *Phys. Plasmas* **11**, 1308 (2004), doi: 10.1063/1.1667501.
- ⁴⁹S. Stverak, M. Maksimovic, P. M. Travnicek, E. Marsch, A. N. Fazakerley, and E. E. Scime, *J. Geophys. Res.* **114**, A05104 (2009), doi: 10.1029/2008JA013883.
- ⁵⁰V. Pierrard and M. Lazar, *Solar Phys.* **267**, 153 (2010), doi: 10.1007/s11207-010-9640-2.
- ⁵¹D. Summers and R. M. Thorne, *Phys. Fluids B* **3**, 1835 (1991), doi: 10.1063/1.859653.
- ⁵²R. L. Mace and M. A. Hellberg, *Phys. Plasmas* **2**, 2098 (1995), doi: 10.1063/1.871296.
- ⁵³M. P. Leubner, *Astrophys. Space Sci.* **282**, 573 (2002), doi: 10.1023/A:1020990413487.
- ⁵⁴M. P. Leubner, *Astrophys. J.* **604**, 469 (2004), doi: 10.1086/381867.
- ⁵⁵H. Kimura and I. Mann, *Astrophys. J.* **499**, 454 (1998).
- ⁵⁶A. M. Ignatov, *Plasma Physics Reports* **35**, 647 (2009).
- ⁵⁷M. S. Sodha, S. Misra, and S. K. Mishra, *Phys. Plasmas* **16**, 123705 (2009).
- ⁵⁸R. A. Galvão and L. F. Ziebell, *Phys. Plasmas* **19**, 093702 (2012), doi: 10.1063/1.4748932.
- ⁵⁹L. B. De Toni, R. Gaelzer, and L. F. Ziebell, *Monthly Notices of the Royal Astronomical Society* **512**, 1795 (2022), doi: 10.1093/mnras/stac547.
- ⁶⁰S. A. Trigger and P. P. J. M. Schram, *J. Phys. D: Appl. Phys.* **32**, 234 (1999).
- ⁶¹M. Tribeche and P. K. Shukla, *Phys. Plasmas* **18**, 103702 (2011), doi: 10.1063/1.3641967.
- ⁶²M. Tribeche and P. K. Shukla, *Phys. Lett. A* **376**, 1207 (2012), doi: 10.1016/j.physleta.2012.02.031.
- ⁶³S. K. Mishra, S. Misra, and M. S. Sodha, *Eur. Phys. J. D* **67**, 210 (2013), doi: 10.1140/epjd/e2013-40277-0.
- ⁶⁴S. K. Mishra and S. Misra, *Phys. Plasmas* **21**, 073706 (2014), doi: 10.1063/1.4889893.
- ⁶⁵S. K. Mishra and S. Misra, *Phys. Plasmas* **22** (2015), doi: 10.1063/1.4907664.
- ⁶⁶R. U. Masheyeva, K. N. Dzhumagulova, and M. Myrzaly, *Plasma Physics Reports* **48**, 1203 (2022), doi: 10.1134/S1063780X22600888.
- ⁶⁷Y. Liu, *Braz. J. Phys.* **54**, 023705 (2024), doi: 10.1007/s13538-023-01385-8.
- ⁶⁸K. Scherer, H. Fichtner and M. Lazar, *Europhys. Lett.* **120**, 50002 (2017), doi: 10.1209/0295-5075/120/50002.
- ⁶⁹L. F. Ziebell and R. Gaelzer, *Phys. Plasmas* **24**, 102108 (2017), doi: 10.1063/1.5002136.
- ⁷⁰L. F. Ziebell and R. Gaelzer, *Braz. J. Phys.* **49**, 526 (2019), doi: 10.1007/s13538-019-00666-5.
- ⁷¹M. Lazar, H. Fichtner, and P. H. Yoon, *Astron. Astrophys.* **589**, A39 (2016), doi: 10.1051/0004-6361/201527593.