

Banner appropriate to article type will appear here in typeset article

# Emergent vorticity asymmetry of one and two-layer shallow water system captured by a next-order balanced model

Ryan Shìjié Dù<sup>1†</sup>, K. Shafer Smith<sup>1</sup>

<sup>1</sup>Center for Atmosphere Ocean Science, Courant Institute of Mathematical Sciences, New York University, New York, NY 10012, USA

(Received xx; revised xx; accepted xx)

The quasigeostrophic (QG) system has served as a useful simplified model for understanding geophysical physical fluid phenomena. The fact that it is based on only one prognostic variable — potential vorticity (PV) — is a simplification that has facilitated much theoretical understanding. However, although QG captures many geophysical turbulence phenomena, it misses important features that occur in shallow water systems at finite Rossby numbers, even those that are “balanced”. For example, QG does not capture the emergent vorticity asymmetry or the finite divergence of the velocity fields. Here we present a next-order-in-Rossby extension of QG in the single-layer and multi-layer shallow water context: SWQG<sup>+1</sup>. A freely decaying simulation shows that SWQG<sup>+1</sup> can capture the negatively skewed vorticity found in simulations of the shallow water model in the same setting. We also extend the model to the multi-layer configuration. Simulation of nonlinear evolution of a baroclinically unstable jet in SWQG<sup>+1</sup> shows that it can capture vorticity asymmetry and finite divergence of strain-driven fronts. We propose here that SWQG<sup>+1</sup> could be a useful intermediate model for theoretical and numerical study of the balanced dynamics of geophysical physical fluid dynamics, with possible applications for forward and inverse modeling of atmospheres and oceans on Earth and other planets.

**Key words:**

## 1. Introduction

The shallow water system has been a crucial simple model for our understanding of geophysical fluid dynamics (GFD) (e.g. Zeitlin 2018). It simplifies the more complex GFD equations (e.g. the Boussinesq system) by assuming that one can represent the vertical variation using only one (or a few) stacked stratified layers. This simplification allows for easier numerical and theoretical investigations of its properties, and in many cases shallow water captures the realistic properties of geophysical phenomena in the atmosphere and ocean

† Email address for correspondence: ryan.sjdu@nyu.edu

of earth and other planets (e.g. Dowling & Ingersoll 1989; Polvani *et al.* 1994; Cho & Polvani 1996; Lambaerts *et al.* 2012; Bembenek *et al.* 2020, for just a few).

A further simplification of the shallow water system is the shallow water quasi-geostrophic equation (SWQG) (Vallis 2017; Zeitlin 2018). It assumes rotation dominates and thus the geostrophic balance is valid and the Rossby number is small. SWQG is then an asymptotic approximation of the shallow water model in the limit of vanishing Rossby number. It is a prototypical example of a balanced model, where it can be written with only a single prognostic variable, potential vorticity (PV), from which all other physical variables can be diagnosed. This has the consequence that gravity waves are not permitted in its dynamics. However, SWQG (and its special case, the two-dimensional Euler equation) still has rich turbulence phenomena that closely resemble the balanced dynamics of rotationally dominated atmosphere and ocean. Therefore, they have been the main playground for the study of geophysical turbulence (e.g. Gill *et al.* 1974; Salmon 1980; Maltrud & Vallis 1991; Smith *et al.* 2002; Dritschel & McIntyre 2008; Early *et al.* 2011). The cumulated study of all aspects of SWQG has led to progress in many practical geophysical applications including the parametrization of eddies (Held & Larichev 1996; Srinivasan & Young 2014; Grooms *et al.* 2015; Gallet & Ferrari 2020, 2021), the interpolation and interpretation of satellite altimetry measurement of sea surface height (Stammer 1997; Chelton *et al.* 2007; Ubelmann *et al.* 2015), analysis of ocean coherent vortices over topography features (Bretherton & Haidvogel 1976; Carnevale & Frederiksen 1987; Siegelman & Young 2023; LaCasce *et al.* 2024), the statistics of atmospheric blocking (Marshall & Molteni 1993; Lucarini & Gritsun 2020), and the mechanics of jets and spots on gas giants (Turkington *et al.* 2001; Majda & Wang 2006; Siegelman *et al.* 2022; Pizzo & Salmon 2024).

Despite the vast amount of phenomenology SWQG can capture, it still misses many features of the full shallow water model, even those that might be categorized as “balanced”. This paper focuses on one of such deficiencies: SWQG misses the asymmetry between cyclonic and anticyclonic vortices. Polvani *et al.* (1994) note that the vorticity skews negative in a freely decaying simulation of the shallow water system. Arai & Yamagata (1994); Graves *et al.* (2006) further analyze the detailed free evolution of vortices in the shallow water model and conclude that anti-cyclone is more robust to the perturbation of a single vortex and to the influence of other vortices, providing a plausible mechanics of the negative skewness of vorticity. For an ocean gyre forced by wind, Thiry *et al.* (2024) found the shallow water model version exhibits asymmetric drift of the strong eastward jet, while the SWQG version lacks this asymmetry. For multi-layer shallow water, Lambaerts *et al.* (2012) find the evolution of baroclinically unstable jets in two-layer shallow water exhibit complex vorticity asymmetry evolution, further complicated by their inclusion of moisture.

In this paper, we aim at a balanced model of the shallow water system that could capture the evolution of asymmetry between cyclonic and anticyclonic vortices in the same parameter space as SWQG. As a by-product, we also wish to capture the finite divergence of shallow water flows, missed by SWQG. Some balanced models already exist in the literature. One line of models includes the frontal geostrophic model by Cushman-Roisin (1986) and the generalized geostrophic equation by Cushman-Roisin & Tang (1989, 1990). These models capture a more extended parameter space of the shallow water model by allowing for large height deviation and can capture vorticity asymmetry. However, they are not higher order in Rossby number than SWQG, and they all insist that the velocities are in geostrophic balance with the height field and thus do not allow for divergent flow. Another model is the Balance Equation (Allen *et al.* 1990; Spall & McWilliams 1992). It is a capable model of shallow water in the QG regime that includes higher-order effects and is useful as a way to initialize a shallow water simulation with minimal generation of gravity waves. We use it to generate the initial conditions for our freely decaying simulation. However, evolving the Balance Equation

is challenging. The system has two time derivatives but is still a balanced model in the sense that there is only one prognostic variable. This is because the two time evolution equations are in fact not independent from each other but coupled in complex nonlinear ways. The time evolution usually needs iterative solvers per timestep (Barth *et al.* 1990). This poses challenges when using it to study the evolution of the shallow water model. Last but not least is the semi-geostrophic model of Hoskins (1975) adapted to the shallow water context (Cloke & Cullen 1994; Roulstone & Sewell 1996). It has features and deficiencies similar to those of the Boussinesq semi-geostrophic model. It has energy and PV conservation and can capture vorticity asymmetry. However, it is not of higher order in Rossby number. The semi-geostrophic model is less accurate in modeling curved fronts. The kinetic energy of the semi-geostrophic model includes only the geostrophically balanced component, making it hard to interpret. The inversion from PV involves a change of coordinate and solving a nonlinear elliptic Monge-Ampère problem, both are hard to do numerically. Interestingly, the mathematical challenge of analyzing a Monge-Ampère problem coupled to a transport equation has inspired deep mathematical analysis of the semi-geostrophic model for shallow water (see Cullen & Gangbo 2001; De Philippis & Figalli 2014, and references therein).

We propose a balanced model that extends the SWQG into one higher order in Rossby number that we call  $\text{SWQG}^{+1}$ . It gets its name from the Boussinesq version of the  $\text{QG}^{+1}$  model by Muraki *et al.* (1999). However, the one-layer version of our  $\text{SWQG}^{+1}$  model is first derived by Warn *et al.* (1995) and further explored by Vallis (1996, hereafter V96). The equivalence of the Boussinesq version of the  $\text{QG}^{+1}$  model of the model in the Boussinesq version of the V96 model is shown in Dù *et al.* (2024). Recently Chouksey *et al.* (2023) has studied a variant of the Warn *et al.* (1995) model’s ability for balanced initialization of the shallow water model. We take crucial inspiration from Muraki *et al.* (1999)’s version of  $\text{QG}^{+1}$  and rewrite the Warn *et al.* (1995) model using “potentials”. This potential form allows us to extend the model to multi-layer for the first time. The higher-order in Rossby terms models the asymmetric correlation between height deviation and vorticity and the cyclostrophic balance. These nonlinear effects allow  $\text{QG}^{+1}$  to capture the asymmetric evolution of vorticity in the one and multi-layer shallow model, as well as flow fields with finite divergence.

$\text{SWQG}^{+1}$ , like  $\text{QG}^{+1}$  in the Boussinesq context, is a PV-based balanced model, where the prognostic variable is PV and all other variables are diagnosed from it. Warn *et al.* (1995) first considered abstractly the problem of constructing higher-order balanced models and determined that a stable model should not expand the prognostic variable. For  $\text{SWQG}^{+1}$  this means PV is not expanded in the small Rossby number. All other variables are expanded and “slaved” to PV by the principle of “PV inversion” of Hoskins *et al.* (1985). Choosing PV as the central variable is also based on the fact that PV has been crucial in understanding many features of the shallow water model and SWQG (Bretherton & Haidvogel 1976; Haynes & McIntyre 1987; Hoskins 1991; Dritschel & McIntyre 2008). It is acknowledged that the Boussinesq  $\text{QG}^{+1}$  currently lack an energy conservation principle. The same is the case for the  $\text{SWQG}^{+1}$  model.

In this paper, we derive the one and two-layer  $\text{SWQG}^{+1}$  model using the potentials. For one layer, this is an alternative form of the model of Warn *et al.* (1995) and V96. We explore its turbulent free decay, compared to the corresponding shallow water model. It is shown that  $\text{SWQG}^{+1}$  captures the emergent negative vorticity skewness in the shallow water model. We also track the energy evolution. It is shown that while theoretical energy conservation law is lacking, the energy of  $\text{SWQG}^{+1}$  is well-behaved and models the energy evolution of the shallow water model well. The one-layer study is contained in Section 2. In Section 3, we extend the  $\text{SWQG}^{+1}$  model to many layers for the first time. A simulation of a baroclinically unstable jet demonstrates  $\text{SWQG}^{+1}$  can capture the vorticity asymmetry in two layers. Contrary to the results of the one-layer simulations, the two-layer simulation shows

the initial baroclinic growth stage has a cyclonic bias for vorticity. It also shows patterns of vorticity and divergence similar to strain-driven fronts. The vortex stretching mechanism leads to the cyclonic vorticity bias. We conclude in Section 4 and discuss possible applications and extensions to the model.

## 2. Single-layer shallow water

This section re-derive the SWQG<sup>+1</sup> model, providing an alternative to the Warn *et al.* (1995)'s approach. By using “potentials” inspired by the Muraki *et al.* (1999) model for Boussinesq, our form of SWQG<sup>+1</sup> involved three elliptic inversions where the elliptic operator to be inverted are the same as the one in SWQG, the Screened Poisson operator. We simulate the free decay of random balanced initial conditions of SWQG<sup>+1</sup> model as well as the shallow water model and compare their turbulent statistics. SWQG<sup>+1</sup> can capture the vorticity asymmetry in the shallow water model well.

### 2.1. Derivation of the SWQG<sup>+1</sup> model

#### 2.1.1. The shallow water system and its properties

We start with the one-layer shallow water model with horizontal velocity  $(u, v)$  and water layer height perturbation  $h$ :

$$\{\varepsilon\} \left( \frac{Du}{Dt} \right) - (f + \{\gamma\varepsilon\} \beta y)v = -gh_x \quad (2.1a)$$

$$\{\varepsilon\} \left( \frac{Dv}{Dt} \right) + (f + \{\gamma\varepsilon\} \beta y)u = -gh_y \quad (2.1b)$$

$$\{\varepsilon\} \left( \frac{Dh}{Dt} + h\nabla \cdot \mathbf{u} \right) + \{Bu\} H\nabla \cdot \mathbf{u} = 0. \quad (2.1c)$$

To facilitate future asymptotic analysis but also keep the physical constants for interpretability, we write the equation using the notation of V96. All nondimensional constants are enveloped in curly brackets and one can ignore them if one wants only the physical equations. One can instead obtain the nondimensional equations by removing all physical constants, here  $f$ ,  $\beta$ ,  $g$ , and  $H$ . The nondimensional numbers in this model are the Rossby number:

$$\varepsilon := \frac{U}{fL}, \quad (2.2)$$

Burger number:

$$Bu := \frac{gH}{f^2 L^2}, \quad (2.3)$$

and the Charney–Green number

$$\gamma := \frac{\beta L^2}{U} \quad (2.4)$$

which capture the effects of  $\beta$ . In this paper,  $\beta$  is retained in the derivation, but its effect is not explored in the simulations. Here we scale  $h$  by the geostrophic balance

$$h \sim \frac{fUL}{g} \quad \text{and} \quad \frac{h}{H} \sim \frac{\varepsilon}{Bu}. \quad (2.5)$$

The shallow water system conserves the potential vorticity (PV)

$$\frac{DQ}{Dt} = 0 \quad \text{with} \quad Q = \frac{f + \{\varepsilon\}\zeta + \{\gamma\varepsilon\}\beta y}{H + \{\varepsilon/Bu\}h}. \quad (2.6)$$

As a consequence, it conserves the total potential enstrophy density:

$$\text{Potential Enstrophy} = \frac{1}{2} \langle (H + \{\varepsilon/Bu\}h)Q^2 \rangle \quad (2.7)$$

where  $\langle \cdot \rangle$  is the area average:

$$\langle \cdot \rangle = \frac{1}{A} \iint_A \cdot \, dx dy. \quad (2.8)$$

It also conserves the total energy made up of eddy kinetic energy (EKE) and available potential energy (APE) density:

$$\text{Total energy} = \text{EKE} + \text{APE} \quad (2.9a)$$

$$\text{where} \quad \text{EKE} = \frac{1}{2} \langle (H + \{\varepsilon\}h)(u^2 + v^2) \rangle \quad (2.9b)$$

$$\text{APE} = \{Bu^{-1}\} \frac{1}{2} \langle gh^2 \rangle. \quad (2.9c)$$

To prepare for the derivation for the SWQG<sup>+1</sup> model, we propose a form of representing the three variables of shallow water using three ‘‘potentials’’

$$u = -\Phi_y - F, \quad (2.10a)$$

$$v = \Phi_x - G, \quad (2.10b)$$

$$h = \frac{f}{g}\Phi - \{Bu\} \frac{H}{f}G_x + \{Bu\} \frac{H}{f}F_y, \quad (2.10c)$$

where we assume the scaling

$$\Phi \sim UL \quad \text{and} \quad G = F \sim U. \quad (2.11)$$

This procedure and naming are inspired by QG<sup>+1</sup> for the Boussinesq model where the three potentials are the vector potential form of the three dimensional incompressible velocity field (Muraki *et al.* 1999; DÙ *et al.* 2024). Here for the shallow water case, the natural counterpart is the two-dimensional Helmholtz decomposition as adopted by Warn *et al.* (1995) and V96. Though our potentials might look unnatural at first glance, it is useful for the derivation of SWQG<sup>+1</sup>, where it turns out the elliptic inversion problems for all three potentials are the same as SWQG’s Screened Poisson problems. This uniformity guides the derivation of SWQG<sup>+1</sup> in the more complex multi-layer case.

### 2.1.2. The shallow water QG and QG<sup>+1</sup> model

SWQG<sup>+1</sup> is a model that makes the same asymptotic assumption of SWQG but extends it to the next level in Rossby number. That is, we assume the small parameter

$$\varepsilon \ll O(1). \quad (2.12)$$

and

$$Bu = O(1) \quad \text{and} \quad \gamma \leq O(1). \quad (2.13)$$

Using the small parameter, we can asymptotically expand the PV:

$$HQ = \frac{f + \{\varepsilon\}\zeta + \{\gamma\varepsilon\}\beta y}{1 + \{\varepsilon/Bu\}h/H} \quad (2.14a)$$

$$= [f + \{\varepsilon\}\zeta + \{\gamma\varepsilon\}\beta y] \left( 1 - \left\{ \frac{\varepsilon}{Bu} \right\} \frac{h}{H} + \left\{ \frac{\varepsilon^2}{Bu^2} \right\} \frac{h^2}{H^2} \right) + O(\{\varepsilon\}^3) \quad (2.14b)$$

$$= f + \{\varepsilon\} \left[ (\zeta + \{\gamma\}\beta y) - \{Bu^{-1}\} \frac{fh}{H} \right] \quad (2.14c)$$

$$+ \{\varepsilon\}^2 \left[ \{Bu^{-1}\}^2 \frac{fh^2}{H^2} - \{Bu^{-1}\} \frac{(\zeta + \{\gamma\}\beta y)h}{H} \right] + O(\{\varepsilon\}^3) \quad (2.14d)$$

$$= f + \{\varepsilon\}q + O(\{\varepsilon\}^3) \quad (2.14e)$$

where we define  $q$  in the last line. We also expand the potential forms under this QG scaling regime:

$$u = -\Phi_y^0 + \{\varepsilon\} \left( -\Phi_y^1 - F^1 \right), \quad (2.15a)$$

$$v = \Phi_x^0 + \{\varepsilon\} \left( \Phi_x^1 - G^1 \right), \quad (2.15b)$$

$$h = \frac{f}{g}\Phi^0 + \{\varepsilon\} \left( \frac{f}{g}\Phi^1 - \{Bu\} \frac{H}{f} G_x^1 + \{Bu\} \frac{H}{f} F_y^1 \right). \quad (2.15c)$$

where the zeroth level is just SWQG where all variables are based on the horizontal streamfunction  $\Phi^0$ .

The SWQG emerges naturally from the above asymptotic expansions. It is a PV-based balanced model where the PV is advected by the zeroth order velocities. That is, we have

$$\frac{D^0 q}{Dt} = 0 \quad (2.16)$$

where

$$u^0 = -\Phi_y^0, \quad \text{and} \quad v^0 = \Phi_x^0. \quad (2.17)$$

To follow the principle of PV inversion, we diagnose  $\Phi^0$  from the PV, working with only the zeroth QG level of (2.14):

$$q = (\zeta^0 + \{\gamma\}\beta y) - \{Bu^{-1}\} \frac{fh^0}{H} \quad (2.18a)$$

$$= \nabla^2 \Phi^0 - \{Bu^{-1}\} \frac{f^2}{gH} \Phi^0 + \{\gamma\}\beta y. \quad (2.18b)$$

This is the SWQG equation. It is more common to separate out the  $\beta$  term from the QGPV and include it instead in the advection equation. That is, we write

$$\frac{Dq}{Dt} + \{\gamma\}\beta v = 0 \quad (2.19a)$$

$$\text{where} \quad q = \nabla^2 \Phi^0 - \{Bu^{-1}\} \frac{f^2}{gH} \Phi^0 = \mathcal{S}(\Phi^0). \quad (2.19b)$$

We define the Screened Poisson operator  $\mathcal{S}$  for future notational savings.

To extend the model to the next order in Rossby, we only need to extend the order in the PV inversion. It is worth repeating that following the theoretical argument of Warn *et al.* (1995),

PV goes under no asymptotic expansion. The elliptic inversion problem for  $\Phi^1$  is obtained from the next order of (2.14):

$$\mathcal{S}(\Phi^1) = C_q - \{Bu^{-1}\}^2 \frac{f^3}{g^2 H^2} (\Phi^0)^2 + \{Bu^{-1}\} \frac{f}{gH} [\nabla^2 \Phi^0 \Phi^0 + \{\gamma\} \beta y \Phi^0]. \quad (2.20)$$

$C_q$  is the appropriate constant that make  $\Phi^1$  to have zero mean

$$C_q = \{Bu^{-1}\} \frac{f}{gH} \left\langle \{Bu^{-1}\} \frac{f^2}{gH} |\Phi^0|^2 - \nabla^2 \Phi^0 \Phi^0 - \{\gamma\} \beta y \Phi^0 \right\rangle. \quad (2.21)$$

$\Phi^0$  and  $\Phi^1$  should have zero mean for all time in the simulation to maintain mass conservation (2.15c) (assuming  $\langle h \rangle = 0$ ). Therefore for SWQG<sup>+</sup> the  $\Phi^0$  inversion (2.18b) should use  $q - \langle q \rangle$ . Note that with  $\beta = 0$ , the integral of the right-hand side is proportional to the total energy at the QG level after integration by parts

$$\text{Total energy}^0 = \frac{H}{2} \left\langle \{Bu^{-1}\} \frac{f^2}{gH} |\Phi^0|^2 + |\nabla \Phi^0|^2 \right\rangle. \quad (2.22)$$

The inversion for  $F$  and  $G$  is inspired by the derivation of the “ $\omega$ -equation” of shallow water where we form the imbalance equation (Hoskins *et al.* 1978). We first write the  $O(\epsilon)$  level of the shallow water system

$$\frac{D^0 u^0}{Dt} - \{\gamma\} \beta y v^0 = f v^1 - g h_x^1 \quad (2.23a)$$

$$\frac{D^0 v^0}{Dt} + \{\gamma\} \beta y u^0 = -f u^1 - g h_y^1 \quad (2.23b)$$

$$\frac{D^0 h^0}{Dt} = -\{Bu\} H \nabla \cdot \mathbf{u}^1 \quad (2.23c)$$

We cancel the time derivative using the thermal wind balance between  $v^0$  and  $h^0$ :

$$\left( \frac{D^0 h^0}{Dt} \right)_x - \frac{f}{g} \frac{D^0 v^0}{Dt} - \frac{f}{g} \{\gamma\} \beta y u^0 \quad (2.24a)$$

$$= -\{Bu\} H (u_{xx}^1 + v_{xy}^1) - \frac{f}{g} (-g h_y^1 - f u^1). \quad (2.24b)$$

The left-hand side just involved the zeroth order terms represented by  $\Phi^0$ :

$$\{Bu^{-1}\} \frac{1}{H} \left[ \left( \frac{D^0 h^0}{Dt} \right)_x - \frac{f}{g} \frac{D^0 v^0}{Dt} - \frac{f}{g} \{\gamma\} \beta y u^0 \right] = \{Bu^{-1}\} \frac{f}{gH} [J(\Phi_x^0, \Phi^0) + \{\gamma\} \beta y \Phi_y^0] \quad (2.25)$$

and the right-hand side is in fact  $\mathcal{S}(F^1)$ :

$$-(u_{xx}^1 + v_{xy}^1) - \{Bu^{-1}\} \frac{f}{gH} (-g h_y^1 - f u^1) = \mathcal{S}(F^1). \quad (2.26)$$

Together we have the elliptic inversion for  $F^1$ :

$$\mathcal{S}(F^1) = \{Bu^{-1}\} \frac{f}{gH} [J(\Phi_x^0, \Phi^0) + \{\gamma\} \beta y \Phi_y^0]. \quad (2.27)$$

A similar derivation gives

$$\mathcal{S}(G^1) = \{Bu^{-1}\} \frac{f}{gH} [J(\Phi_y^0, \Phi^0) - \{\gamma\} \beta y \Phi_x^0]. \quad (2.28)$$

In summary, the SWQG<sup>+1</sup> inversions provides a way to obtain the physical variables (2.15) from knowledge of the PV field  $q$ . It consists of four linear elliptic inversions (2.19b), (2.20), (2.27), and (2.28). These inversions are all the same Screened Poisson problem. This is typical for a model based on asymptotic expansions. The above derivation of SWQG<sup>+1</sup> uses the same ingredient as the model in Warn *et al.* (1995) and V96 and they are in fact equivalent. We show this explicitly in Appendix A.

SWQG<sup>+1</sup> uses PV as the prognostic variable. Therefore it retains the PV conservation of (2.6). However, we have not been able to show that it conserved any definition of energy. Instead, we will demonstrate numerically that the usual definition of shallow water energy (2.9) is well-behaved though not conserved. SWQG<sup>+1</sup> does not conserve potential enstrophy (2.7) either, which additionally requires the height evolves following the height equation (2.1c). SWQG<sup>+1</sup>'s height is inverted from PV and does not necessarily follow (2.1c). We also show from simulations that the potential enstrophy (2.7) behaves within expectation. Overall, even though SWQG<sup>+1</sup> does not explicitly conserve the energy and potential enstrophy, they mirror the behavior of the underlying shallow water model. Theoretical thinking based on the conserved quantities can be applied to the SWQG<sup>+1</sup> simulations.

## 2.2. Freely decaying simulations of the one-layer model

The SWQG<sup>+1</sup> model was numerically investigated in V96 as a diagnostic tool. That is, given the true PV field of a shallow water simulation, could SWQG<sup>+1</sup> improve the inverted height and velocities, over QG? The conclusion in V96 is only in certain cases. Here we explore the modeling power of SWQG<sup>+1</sup> to capture the emergent vorticity asymmetry in shallow water. We evolve an ensemble of shallow water and SWQG<sup>+1</sup> simulations from the same random balanced initial conditions and compare their turbulent statistics.

### 2.2.1. Set-ups of the simulations

The simulations are set in an idealized mid-latitude ocean mixed-layer modeled as a one-and-a-half-layer shallow water system. It is translated to our dimensional parameters of height  $H = 100$  m, Coriolis parameter  $f = 10^{-4} \text{ s}^{-1}$ , and a reduced gravity constant  $g = 1 \text{ m/s}^2$  (with the usual prime omitted to match the notation of the rest of the section). These parameters imply a deformation radius  $\sqrt{gH}/f$  of 100 km. The domain is doubly-periodic with  $L_x = L_y = 12\pi \times 100$  km. All the freely decaying simulations have the Burger number (2.3) equal to one, that is we nondimensionalize with  $L = 100$  km and the nondimensional domain is  $12\pi \times 12\pi$ . A typical flow speed at energetic regions of the upper ocean (e.g.: the Gulf Stream) is around  $U = 1.2$  m/s. This gives a Rossby number (2.2) of  $\varepsilon = 0.12$  while a more quiescent region has  $U = 0.1$  m/s and  $\varepsilon = 0.01$ . Our simulation will explore this range of realistic Rossby numbers. Of course, the power of nondimensionalization allows our simulation to apply to the atmosphere as well. We do not explore higher Rossby numbers since too high a Rossby number while keeping the Burger number fixed will result in  $\{\varepsilon/Bu\}h/H > 1$ , a drying of part of the domain. This is unrealistic for large-scale ocean and atmosphere applications and cannot be simulated using our pseudospectral code.

The initial conditions are carefully constructed to benefit the study of vortex asymmetry. They should have zero vorticity skewness initially and be well-balanced to avoid excessive gravity-wave emission. For this, we use the procedure based on the Balance Equations used in Polvani *et al.* (1994, (2.5)). The vorticity is set to be isotropic Gaussian random fields (thus no skewness) centered around nondimensional size 4 and nondimensional wavenumber 1.6,



crudely mimicking energy injected by baroclinic instability. The magnitude is determined so that the QG eddy kinetic energy of the vorticity field is one-half:

$$-\frac{1}{2} \langle \nabla^{-2} \zeta \cdot \zeta \rangle = \frac{1}{2}. \quad (2.29)$$

The fixed-point algorithm described in Polvani *et al.* (1994) is then performed to solve for the well-balanced divergence and height fields to match the vorticity fields.

Vorticity asymmetry emerges from the evolution of the shallow water model. We evolve the simulation pseudospectrally using Dedalus (Burns *et al.* 2020) for 500 nondimensional time. The horizontal resolution is  $1024 \times 1024$  Fourier modes. We dissipate the small-scale for numerical stability using a fourth-order hyper-dissipation

$$\nu \nabla^4(\cdot) \quad \text{with} \quad \nu = 5.5 \times 10^{-6}. \quad (2.30)$$

on  $u, v, h$  for the shallow water simulation and on  $q$  for the SWQG<sup>+</sup> simulation. Time-stepping uses the 3rd-order 4-stage diagonally-implicit+explicit Runge-Kutta (DIRK+ERK) scheme (Ascher *et al.* 1997). The timestep size is determined to have a CFL number of 0.5.

### 2.2.2. Simulation results

Figure 1 shows the comparison of snapshots of vorticity and height for the two models at  $t/T = 200$  with  $\varepsilon = 0.1$ . The domains are filled with roaming vortices with a bias towards anti-cyclonic ones. The dominant length scale becomes large compared to the initial condition, which is associated with EKE conversion to APE (cf. Figure 4) and the inverse cascade.

Ensemble statistics is appropriate for studying the emergent vorticity asymmetry of the shallow water model and whether the SWQG<sup>+</sup> model can capture it. The left of Figure 2 shows the time evolution of vorticity skewness of the size ten ensemble of simulations of the shallow water model and SWQG<sup>+</sup>, for  $\varepsilon = 0.1$ . The initial conditions are constructed to have symmetric vorticity and indeed the vorticity skewness starts at zero for all simulations. All simulations' vorticity skewness trends to negative until they reach statistical equilibrium. The spread between members of the ensembles becomes larger over time, expected for the chaotic dynamics of shallow water turbulence. However, the ensemble means of vorticity skewness of the two models agree remarkably well during the entire time series. They lie within  $1/\sqrt{10}$  times the ensemble standard deviation from each other for most of the time series. We use this range since it is the standard scaling of error of a Monte-Carlo estimate of the ensemble mean. The close agreement indicates strongly that SWQG<sup>+</sup> model can capture the mechanism that leads to vorticity asymmetry in the shallow water model (Arai & Yamagata 1994; Graves *et al.* 2006).

The agreement extends to all Rossby numbers explored. The right of Figure 2 shows the ensemble mean and  $1/\sqrt{10}$  times the ensemble standard deviation of vorticity skewness for the shallow water model and SWQG<sup>+</sup>. We show the data at nondimensional time  $t/T = 200$ . We see that vorticity skewness becomes more negative as the Rossby number gets larger. Polvani *et al.* (1994, FIG. 10) shows a similar trend except with the Froude number, which is equal to the Rossby number for all our simulations where the Burger number is one.

Since SWQG<sup>+</sup> is PV-based, we also explore the PV skewness of the evolution. The left of Figure 3 shows that the evolution of PV skewness again matches well between the shallow water and the SWQG<sup>+</sup> model, and the right shows the agreement is uniform overall for all Rossby numbers explored. However, the PV skews positive instead. Therefore, the main contributor of the negative vorticity skewness is the nonlinearity in the full shallow-water PV (2.6), where positive vortex correlated with negative height deviation and vice versa. In

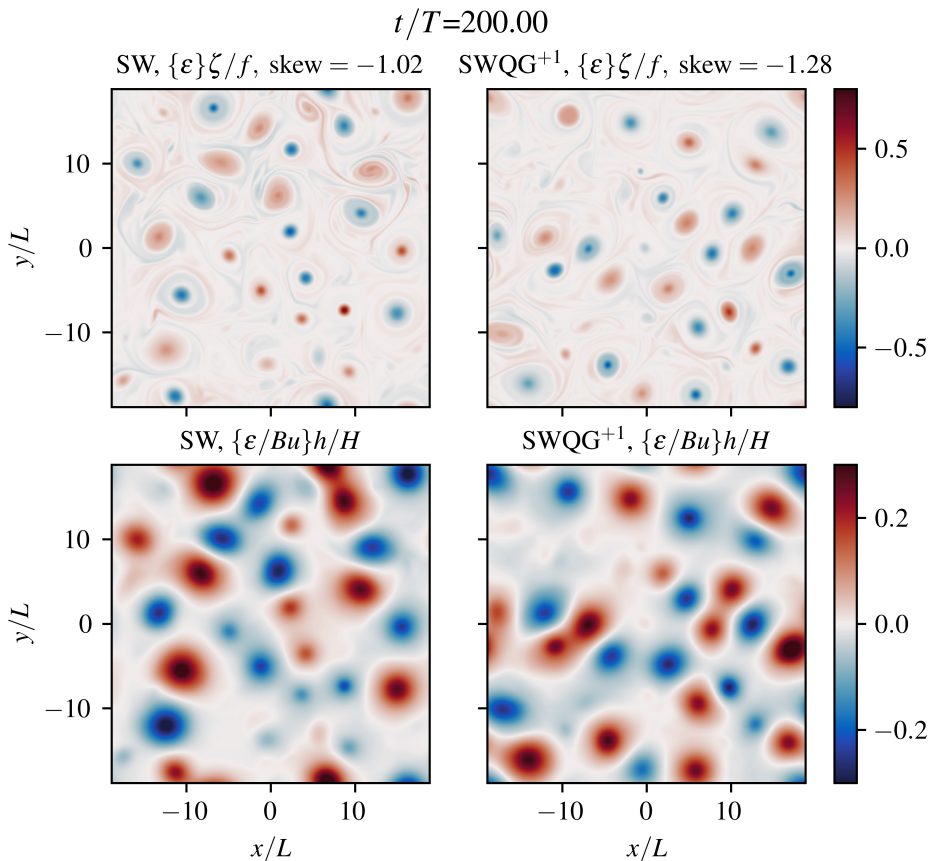


Figure 1: Vorticity ( $\{\varepsilon\}\zeta/f$ ) fields (top) and height ( $\{\varepsilon/Bu\}h/H$ ) fields (bottom) for  $\varepsilon = 0.1$  at time  $t/T = 200$  from the shallow water simulation (left) and SWQG<sup>+</sup> (right).

particular the  $\zeta$ - $h$  correlation term in the asymptotic expansion of  $q$  (2.14) scales as

$$\frac{\varepsilon}{Bu} = \frac{U^2}{gH} \quad (2.31)$$

which is equal to Froude number squared. This is consistent with the fact that vorticity skewness is proportional to the Froude number (Polvani *et al.* 1994).

The freely evolving simulation in the shallow water model is a simple setting where we can investigate the properties of the SWQG<sup>+</sup> model. We have not been able to show that the SWQG<sup>+</sup> model conserves energy. Here instead we diagnose the energy and show that it is well-behaved. The left of Figure 4 shows the time series of the total energy as well as the EKE and APE components (2.9) for the evolution of the  $\varepsilon = 0.1$  ensemble. The EKE decreases as it is converted to the APE, a signature of the inverse cascade. The total energy is well-conserved such that more than 90% of it is in the final state. However, it is noticeable that the SWQG<sup>+</sup> loses more energy, compared to the shallow water model, even though we have used the same small-scale dissipation operator. The shallow water model dissipates the physical variables separately, while the SWQG<sup>+</sup> model dissipates the PV. Dissipation in the shallow water model does not translate to dissipation of the PV, because of the nonlinearity in the shallow water PV (2.6). This is well-known for the Ertel PV of the Boussinesq system,

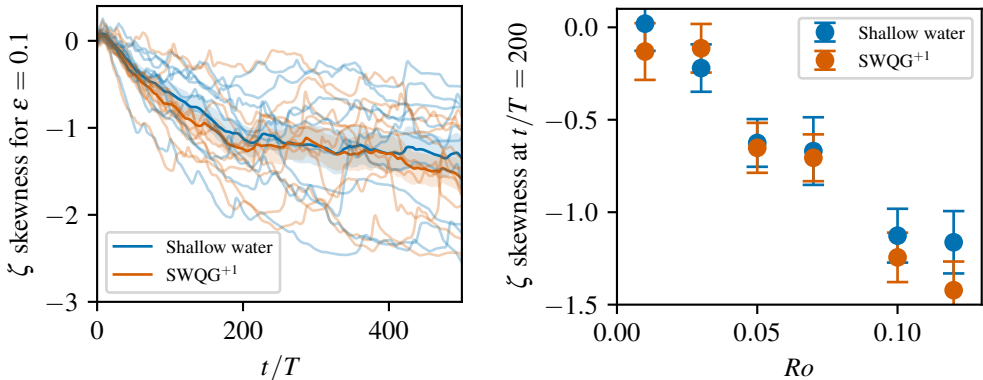


Figure 2: Left: time series of vorticity ( $\zeta$ ) skewness for the  $\varepsilon = 0.1$  simulations from the shallow water model as well as SWQG<sup>+1</sup>. The lighter lines are the individual ensemble members. The darker lines are the ensemble mean and the  $1/\sqrt{10}$  of the ensemble standard deviation is the filled color around the mean. Right: the vorticity ( $\zeta$ ) skewness at  $t/T = 200$  for  $\varepsilon = 0.01, 0.03, 0.05, 0.07, 0.1, 0.12$ . The error bar is  $1/\sqrt{10}$  of the ensemble standard deviation.

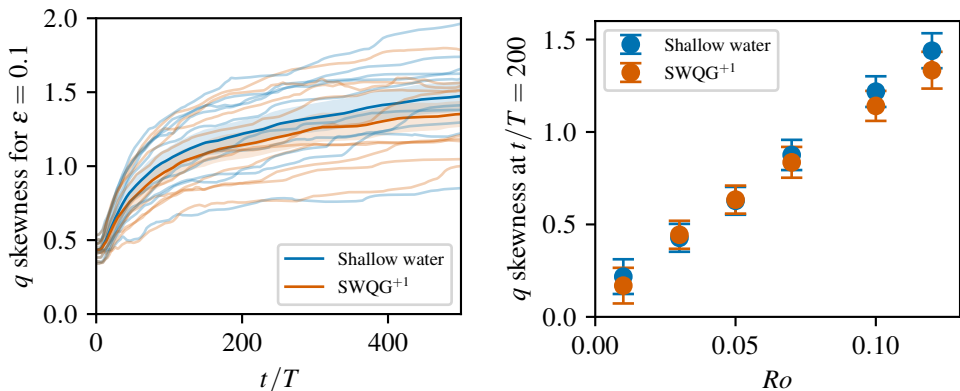


Figure 3: The same as Figure 2 but for PV ( $q$ ).

where the dissipation of the physical variables translates to a source term in the PV equations (Haynes & McIntyre 1987). We will not explore the possibility of including source terms in the PV equation in this work any further. The total energy is minimally dissipated and the dissipation effects are not significant.

It is important to remark that the total energy of the SWQG<sup>+1</sup> model is not monotonic with time. It does not conserve this definition of energy, though overall shallow water total energy characterizes the evolution of the model well. In contrast, the total energy at the QG-level (2.22) does not behave well. Figure 5 shows the time series of the QG-level total energy. They do not even decrease overall and have a much larger ensemble spread.

Potential enstrophy is effectively dwindled away by the small-scale dissipation, as shown by the right of Figure 4. The evolutions match well between the shallow water model and SWQG<sup>+1</sup>.

We have commented in Section 2.1.2 that total energy at the QG level is proportional to  $C_q$  (2.21). It is the SWQG<sup>+1</sup> representation of the mean PV ( $\langle q \rangle$ ) of the shallow water model.

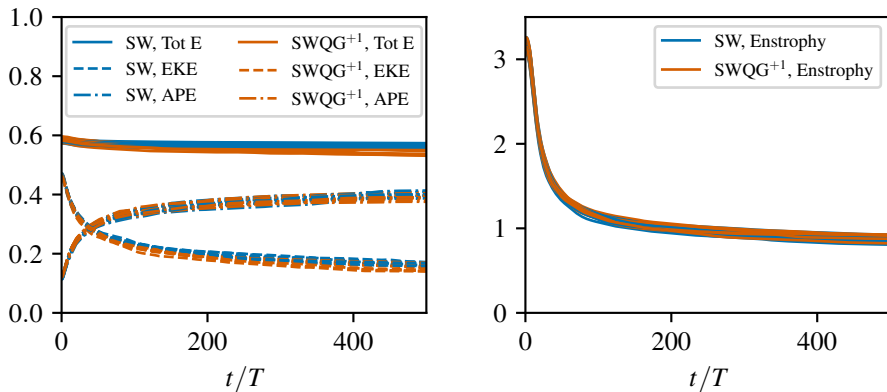


Figure 4: Left: the time series of the total energy, EKE, and APE (2.9) for the  $\varepsilon = 0.1$  simulations of the shallow water model and SWQG<sup>+1</sup>. Right: the time series of the potential enstrophy (2.7).

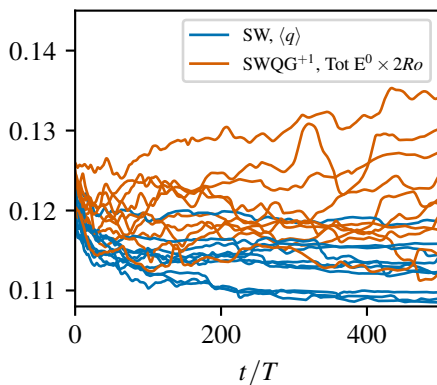


Figure 5: Time series of the total energy at the QG level (2.22) in the SWQG<sup>+1</sup> simulations, compared to the mean PV ( $\langle q \rangle$ ) of the shallow water model.

Figure 5 compares the two. Overall, the two values are similar. This confirms the assumption made in the derivation that the difference will be of  $O(\varepsilon^2)$ . Mean PV evolves in shallow water due to the correlation between PV and divergence:

$$\partial_t \langle q \rangle = \langle (u_x + v_y) q \rangle. \quad (2.32)$$

The weak time tendency implies that this correlation term is weak, mostly likely due to the fact that divergence is weak. In fact, for SWQG<sup>+1</sup> evolution, the mean of the advected PV ( $\langle q \rangle$ ) does not change. Indeed,

$$\langle (u_x + v_y) q \rangle = \langle (F_x^1 + G_y^1) (\mathcal{S}\Phi^0 + \langle q \rangle) \rangle \quad (2.33a)$$

$$= \langle \mathcal{S} (F_x^1 + G_y^1) \Phi^0 \rangle \quad (2.33b)$$

$$= \langle J(\nabla^2 \Phi^0, \Phi^0) \Phi^0 \rangle = 0. \quad (2.33c)$$

Therefore  $C_q$  is the only representation of the evolution of the mean of PV ( $\langle q \rangle$ ) in the SWQG<sup>+1</sup> model.

### 3. Multi-layer shallow water

We extend the  $QG^{+1}$  model to a multi-layer configuration. Here we only present the two-layer version, but the extension to more layers is straightforward following the steps laid out here. A simulation of the two-layer version of  $SWQG^{+1}$  under baroclinic instability shows that it can capture the vortex asymmetry in nonlinear baroclinic waves.

#### 3.1. The two-layer shallow water system and the derivation of the two-layer $SWQG^{+1}$ model

We start with the two-layer shallow water system on the  $f$ -plane with two equal layers of height  $H$  and inter-layer reduced gravity  $g'$

$$\{\varepsilon\} \frac{D_1 \mathbf{u}_1}{Dt} + (f + \{\gamma\varepsilon\} \beta y) \mathbf{e}_z \times \mathbf{u}_1 = -g \nabla (h_1 + h_2), \quad (3.1a)$$

$$\{\varepsilon\} \frac{D_2 \mathbf{u}_2}{Dt} + (f + \{\gamma\varepsilon\} \beta y) \mathbf{e}_z \times \mathbf{u}_2 = -g \nabla (h_1 + h_2) - g' \nabla h_2, \quad (3.1b)$$

$$\{\varepsilon\} \left[ \frac{D_1 h_1}{Dt} + h_1 \nabla \cdot \mathbf{u}_1 \right] + \{Bu\} H \nabla \cdot \mathbf{u}_1 = 0, \quad (3.1c)$$

$$\{\varepsilon\} \left[ \frac{D_2 h_2}{Dt} + h_2 \nabla \cdot \mathbf{u}_2 \right] + \{Bu\} H \nabla \cdot \mathbf{u}_2 = 0. \quad (3.1d)$$

where we scale the perturbation height geostrophically:

$$h_1 + h_2 \sim \frac{fUL}{g} \quad (3.2)$$

$$h_1 \sim h_2 \sim \frac{fUL}{g'} \quad (3.3)$$

All nondimensional numbers are the same as the one for the one-layer shallow water, except we use the baroclinic Burger number

$$Bu := \frac{g'H}{f^2 L^2}. \quad (3.4)$$

The system conserves the shallow water PV in each layer ( $i = 1, 2$ ):

$$HQ_i = \frac{f + \{\varepsilon\}(\zeta_i + \{\gamma\} \beta y)}{1 + \{\varepsilon/Bu\} h_i/H} \quad (3.5a)$$

$$= f + \{\varepsilon\} \left[ (\zeta_i + \{\gamma\} \beta y) - \{Bu^{-1}\} \frac{f h_i}{H} \right] \quad (3.5b)$$

$$+ \{\varepsilon\}^2 \left[ \{Bu^{-1}\}^2 \frac{f h_i^2}{H^2} - \{Bu^{-1}\} \frac{(\zeta_i + \{\gamma\} \beta y) h_i}{H} \right] + O(\{\varepsilon\}^3) \quad (3.5c)$$

where we expanded in the small Rossby number.

The potential form for the two-layer shallow water velocity follows from the one-layer

version. The  $\Phi$  components of the height are modified to the familiar QG form.

$$u_1 = -\Phi_{1,y} - F_1 \quad (3.6a)$$

$$u_2 = -\Phi_{2,y} - F_2 \quad (3.6b)$$

$$v_1 = \Phi_{1,x} - G_1 \quad (3.6c)$$

$$v_2 = \Phi_{2,x} - G_2 \quad (3.6d)$$

$$h_1 = \frac{f}{g'}(\Phi_1 - \Phi_2) + \frac{f}{g}\Phi_1 - \{Bu\} \frac{H}{f}G_{1,x} + \{Bu\} \frac{H}{f}F_{1,y} \quad (3.6e)$$

$$h_2 = \frac{f}{g'}(\Phi_2 - \Phi_1) - \{Bu\} \frac{H}{f}G_{2,x} + \{Bu\} \frac{H}{f}F_{2,y}. \quad (3.6f)$$

To derive SWQG and SWQG<sup>+</sup>, we expand the potential form (3.6), similar to (2.15). The zeroth order of the PV expression (3.5) gives the PV inversion of SWQG

$$\mathcal{L} \begin{pmatrix} \Phi_1^0 \\ \Phi_2^0 \end{pmatrix} = \begin{pmatrix} \nabla^2 \Phi_1^0 + \{Bu^{-1}\} \frac{f^2}{g'H} (\Phi_2^0 - \Phi_1^0) - \{Bu^{-1}\} \frac{f^2}{gH} \Phi_1^0 \\ \nabla^2 \Phi_2^0 + \{Bu^{-1}\} \frac{f^2}{g'H} (\Phi_1^0 - \Phi_2^0) \end{pmatrix} = \begin{pmatrix} q_1 \\ q_2 \end{pmatrix} - \{\gamma\} \beta y. \quad (3.7)$$

The operator on the left-hand side will appear in all higher-order inversions and we name it  $\mathcal{L}$  for convenience.

We follow the same derivation steps as in Section 2.1.2 but with more algebra manipulations. Inversions for  $\Phi^1$ 's come from the first order of the PV expression (3.5)

$$\mathcal{L} \begin{pmatrix} \Phi_1^1 \\ \Phi_2^1 \end{pmatrix} = \begin{pmatrix} C_{q,1} - \left[ \{Bu^{-1}\}^2 \frac{f}{H^2} \left( \frac{f}{g'}(\Phi_1^0 - \Phi_2^0) + \frac{f}{g}\Phi_1^0 \right)^2 \right. \\ \left. - \{Bu^{-1}\} \frac{1}{H} (\nabla^2 \Phi_1^0 + \{\gamma\} \beta y) \left( \frac{f}{g'}(\Phi_1^0 - \Phi_2^0) + \frac{f}{g}\Phi_1^0 \right) \right] \\ C_{q,2} - \left[ \{Bu^{-1}\}^2 \frac{f}{H^2} \left( \frac{f}{g'}(\Phi_2^0 - \Phi_1^0) \right)^2 \right. \\ \left. - \{Bu^{-1}\} \frac{1}{H} (\nabla^2 \Phi_2^0 + \{\gamma\} \beta y) \left( \frac{f}{g'}(\Phi_2^0 - \Phi_1^0) \right) \right] \end{pmatrix} \quad (3.8)$$

The  $C_{q,i}$ 's are again to make sure  $\langle \Phi_i^1 \rangle = 0$ .

The elliptic problems for the rest of the potentials  $F$  and  $G$  come from appealing to the thermal wind balance. We form the so-called ‘‘imbalance’’ equation using the  $O(\varepsilon)$  equations. Then one side becomes elliptic operators applied to the potentials, while the other side only depends on  $\Phi_{1,2}^0$ . We leave the details of the derivation to Appendix B. The inversions for  $F_1^1, F_2^1$  are

$$\mathcal{L} \begin{pmatrix} F_1^1 \\ F_2^1 \end{pmatrix} = \{Bu^{-1}\} \frac{f}{H} \begin{pmatrix} \left[ J(\Phi_{1,x}^0 + \Phi_{2,x}^0, \Phi_1^0 - \Phi_2^0) + \{\gamma\} \beta y (\Phi_1^0 - \Phi_2^0)_{,y} \right] / g' \\ + \left[ J(\Phi_{1,x}^0, \Phi_1^0) + \{\gamma\} \beta y \Phi_{1,y}^0 \right] / g \\ \left[ J(\Phi_{1,x}^0 + \Phi_{2,x}^0, \Phi_2^0 - \Phi_1^0) + \{\gamma\} \beta y (\Phi_2^0 - \Phi_1^0)_{,y} \right] / g' \end{pmatrix}. \quad (3.9)$$

and for  $G_1^1, G_2^1$  are,

$$\mathcal{L} \begin{pmatrix} G_1^1 \\ G_2^1 \end{pmatrix} = \{Bu^{-1}\} \frac{f}{H} \begin{pmatrix} \left[ J(\Phi_{1,y}^0 + \Phi_{2,y}^0, \Phi_1^0 - \Phi_2^0) + \{\gamma\} \beta y (\Phi_1^0 - \Phi_2^0)_{,x} \right] / g' \\ + \left[ J(\Phi_{1,y}^0, \Phi_1^0) - \{\gamma\} \beta y \Phi_{1,x}^0 \right] / g \\ \left[ J(\Phi_{1,y}^0 + \Phi_{2,y}^0, \Phi_2^0 - \Phi_1^0) + \{\gamma\} \beta y (\Phi_2^0 - \Phi_1^0)_{,x} \right] / g' \end{pmatrix}. \quad (3.10)$$

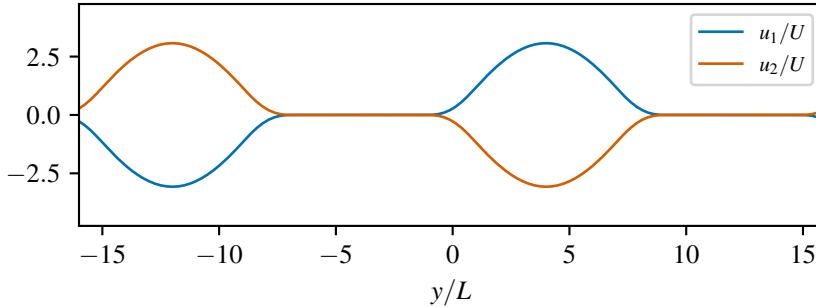


Figure 6: The initial jets' nondimensional velocity in the upper ( $u_1/U$ ) and lower ( $u_2/U$ ) layer.

The multi-layer SWQG<sup>+1</sup> inversions again have the same elliptic problems for the potentials.

### 3.2. Baroclinic unstable jets simulations

To explore the modeling power of multi-layer SWQG<sup>+1</sup>, we simulate the evolution of a baroclinically unstable jet. Baroclinic instability is only possible in shallow water with at least two layers. It spins up vorticity features from small noise, at the expense of large-scale potential energy. This is in contrast and in complement to the freely-decaying set-up in Section 2.2.

#### 3.2.1. Set-ups of the simulations

We set our simulation in the atmosphere context, inspired by the work of Lambaerts *et al.* (2012). The idealized two layers atmosphere has  $f = 10^4 \text{ s}^{-1}$ ,  $g' = 2 \text{ m/s}^2$ ,  $H = 10 \text{ km}$ , and typical flow speed of  $U = 5 \text{ m/s}$ . If we nondimensionalize with a length scale of  $L = 500 \text{ km}$ , the nondimensional number will be  $Bu = 8$  and  $\varepsilon = 0.1$ . The domain is doubly-periodic with  $Ly = 32 \times L$  and  $Lx = 64 \times L$ .

Initially, the domain is filled with two large baroclinic jets of meridional size  $4000 \text{ km}$  ( $8 \times L$ ) of maximum speed  $13 \text{ m/s}$ , as shown by Figure 6. The northern one has a westerly jet in the top layer and an easterly jet in the bottom layer, a rough sketch of the polar jet stream. The southern jet is the opposite and is present only to restore periodicity for the height perturbation. We will focus on the northern jet. The initial heights are set to match the initial jets in geostrophic balance. Since this initial condition only varies in one direction, it is already a solution of the two-layer shallow water model and in perfect balance. No divergence field correction is needed.

The instability is triggered by the seeding of small magnitude noise, to height in the shallow water simulation, and to PV in the SWQG<sup>+1</sup> simulation. We again use Dedalus to simulate the nonlinear evolution. The resolution is  $N_x \times N_y = 512 \times 256$  modes. Everything else about the numerics are the same as the simulation in Section 2.2 except the fourth-order hyper-dissipation constant is larger

$$\nu = 7.3 \times 10^{-4}. \quad (3.11)$$

#### 3.2.2. Simulation results

The SWQG<sup>+1</sup> captures the vorticity evolution of the baroclinic life cycle to remarkable accuracy. Figure 7 displays snapshots of the barotropic ( $(\zeta_1 + \zeta_2)/2$ ) and baroclinic ( $(\zeta_1 - \zeta_2)/2$ ) vorticity (in color) and divergence (in contour) during the growth of the baroclinic instability. Note that the time of the snapshot is offset. This is because the growth of the

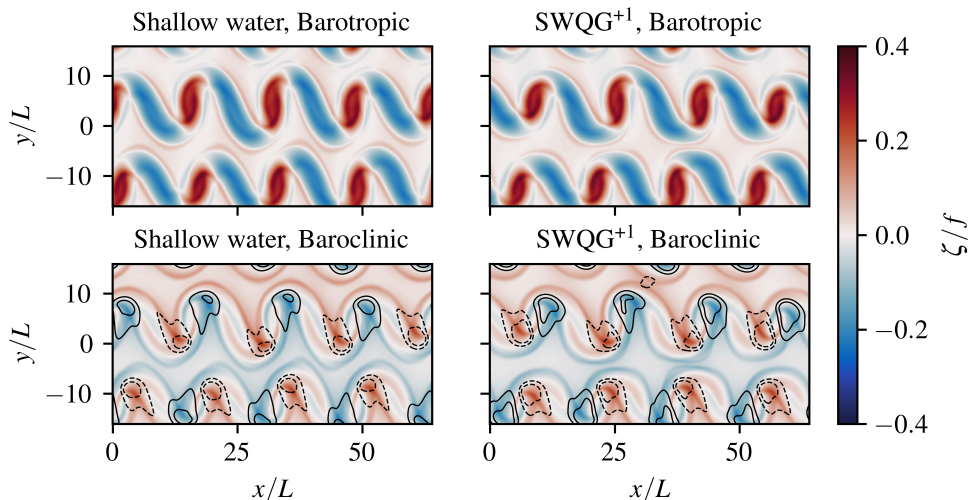


Figure 7: The vorticity field of the evolution of the jets for the shallow water model (left) and SWQG<sup>+</sup> model (right). The contour is divergence  $\{\varepsilon\}\delta/f$  at  $[-0.01, -0.005, 0.005, 0.1]$ , with the solid being positive. The shallow water snapshot is taken at  $t/T = 30$  while the SWQG<sup>+</sup> snapshot is taken at  $t/T = 24$ .

instability from small-scale noise happens at different times in the model, due to the chaotic nature of the instability. The match is indeed impressive. Not only does the SWQG<sup>+</sup> model capture the asymmetric evolution of the cyclonic and anti-cyclonic part of the baroclinic wave, it is also able to recover the associated divergence fields. The divergence is of crucial atmospheric interest as a convergent region in the lower layer corresponds to precipitation. For our example, baroclinic convergence correlates with baroclinic cyclonic vorticity, and baroclinic divergence is large near regions of barotropic strain. On the other hand, barotropic divergence is uniformly small. This is reminiscent of strain-induced fronts configuration studied in Hoskins & Bretherton (1972). We will explore further strain-induced fronts in Section 3.3.

The match of the vorticity snapshots translates to the ability of the SWQG<sup>+</sup> to capture the vorticity skewness of the simulation. Figure 8 shows the agreement of the overall trend extending to a large time ( $t/T = 100$ ), for both layers. The vorticity is now skewed towards positive, in comparison to the freely decaying result. This change in vorticity skewness is due to the new effects of the baroclinic mode now included in the two-layer model. The vortex stretching due to the correlation of baroclinic vorticity and divergence drives the initial growth of positive vorticity skewness shown in Figure 8. This effect is entirely missing in the one-layer simulation.

Our results agree with the ones of Lambaerts *et al.* (2012) in the upper layer for the onset of instability. However, their lower layer does not have a mean jet while ours does thus the results differ.

### 3.3. Baroclinic strain-driven fronts modeled by SWQG<sup>+</sup>

The two-layer simulation reveals strain-driven fronts are important in the dynamics and contribute to the positive vorticity skewness. Here we study a minimal model of strain-driven fronts by adapting the set-up of Hoskins & Bretherton (1972) to the two-layer.

We study a strain cold filament across the  $y$ -direction. That is, we ignore the  $x$ -variation for



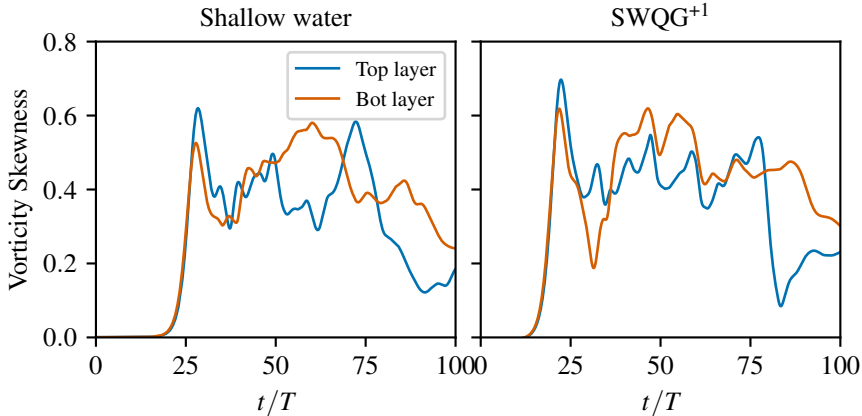


Figure 8: Vorticity skewness of two-layer shallow water (left) and SWQG<sup>+1</sup> (right) during the evolution of unstable jets simulations.

all perturbation fields. The filament has a center with a large  $h_2$  perturbation. We prescribe the perturbation PV field to be Gaussian

$$q_1(y) = -q_2(y) = e^{-y^2} \quad (3.12)$$

and solve for the physical fields under the response of a barotropic incompressible, irrotational strain field

$$U^M = \alpha x, \quad V^M = -\alpha y, \quad (3.13)$$

which can be captured by a horizontal streamfunction

$$\Phi^M = -\alpha xy. \quad (3.14)$$

The strain field has no imprint on the PV if we take the rigid-lid limit of SWQG<sup>+1</sup>. That is, we ignore all terms that are divided by  $g$ . All inversions are not affected by the strain field except for  $G$  (and  $F = 0$ ), where we have

$$\mathcal{L} \begin{pmatrix} G_1^1 \\ G_2^1 \end{pmatrix} = \{Bu^{-1}\} \frac{2\alpha f}{g'H} \begin{pmatrix} (\Phi_2^0 - \Phi_1^0)_{,y} \\ (\Phi_1^0 - \Phi_2^0)_{,y} \end{pmatrix}. \quad (3.15)$$

Note that the operator  $\mathcal{L}$  now only has  $y$ -derivatives. Without the strain field ( $\alpha = 0$ ), there would be no response in  $v$  since  $G = 0$ . This is expected since the filament is a geostrophically balanced solution to the shallow water equations.

The Hoskins & Bretherton (1972) model is posed in an infinite domain in  $y$ , where perturbation velocities decay at infinity. This implies boundary conditions for the potentials:

$$G^1|_{y=\pm\infty} = 0 \quad (3.16)$$

$$\Phi_{,y}^{0,1}|_{y=\pm\infty} = 0. \quad (3.17)$$

Numerically, we solve for the potentials in a finite domain  $y/L \in [-5, 5]$ , which is large enough so that the solution is not changed with a large domain. It is represented numerically using  $N = 256$  Chebyshev modes, using the Dedalus solver.

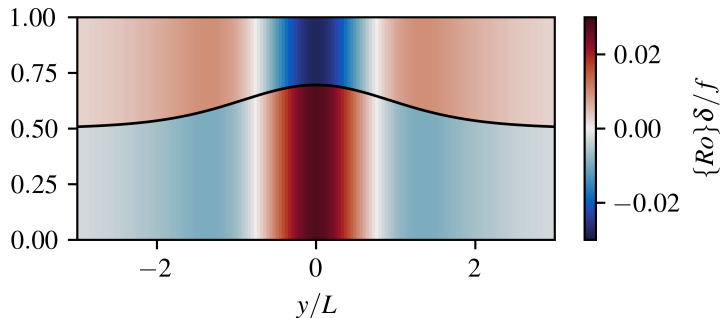


Figure 9: Divergence of a cold filament driven by a barotropic strain, modeled by a two-layer rigid lid SWQG<sup>+1</sup> model. The domain is divided vertically into two layers by the height perturbation. The color shows divergence values. This is a zoomed-in view showing  $y/L = [-3, 3]$

We solve the system with  $Bu = 1$  and  $Ro = 0.3$ . Figure 9 shows the divergence

$$\delta_1 = v_{1,y} = -\{\varepsilon\}G_{1,y} \quad \text{and} \quad \delta_2 = v_{2,y} = -\{\varepsilon\}G_{2,y}. \quad (3.18)$$

overlaid on the height perturbations. In the top layer, a cold filament has cyclonic vorticity, which is correlated with convergence. This correlation is a key feature of fronts and explains the cyclonic bias of vorticity in the two-layer simulations by appealing to vortex stretching. However, layered shallow water is different from the surface buoyancy gradient driven Boussinesq frontogenesis of Hoskins & Bretherton (1972) in that this convergence will smooth away the height perturbation and release the stored APE. Therefore shallow water fronts would be less strong with no finite time singularity, compared to the Boussinesq case.

#### 4. Conclusion and outlook

We have shown that SWQG<sup>+1</sup> is a PV-based balanced model that can capture many balanced ageostrophic effects of the shallow water model in the finite Rossby number regime. In particular, it can model the evolution of vorticity asymmetry of the shallow water model in its one and multi-layer configurations. We use it to explain the different vorticity skewness in one and two-layer simulations, by showing SWQG<sup>+1</sup> can capture the correlation between vorticity, divergence, and height for coherent vortices and baroclinic fronts. It is also well-behaved regarding energy and potential enstrophy, even though we cannot prove exact conservation. This shows that SWQG<sup>+1</sup> can be applied to study many GFD problems in the atmosphere and ocean on Earth and other planets. For that, there is much work to be done to adapt and extend the SWQG<sup>+1</sup> model. The rest of this section describes some possible applications and the desirable extension to the model.

One central challenge in the parametrization of ocean eddies is to model correctly the mean location and variability of the ocean jets (Chassignet & Marshall 2008). Thiry *et al.* (2024) show that SWQG is inaccurate in modeling the jet location of a barotropic wind-driven gyre, perhaps the simplest model of the general ocean circulation. Therefore QG does not capture enough phenomenology to be sufficient for eddy parameterization. However, PV-based thinking and balanced thinking have enabled much progress in eddy parameterization and should not be abandoned. SWQG<sup>+1</sup> offers a nice intermediate option. It is still simple like SWQG where one prognostic PV variable governs the entire model evolution. However, it is able to capture the important balanced ageostrophic effects. Future work should aim to replicate the asymmetric lean of the jet in a wind-drive gyre in the SWQG<sup>+1</sup> model.

Boundary conditions for the  $SWQG^{+1}$  model can be adapted from the boundary condition specifications in Muraki *et al.* (1999). Furthermore,  $SWQG^{+1}$  needs to be able to deal with vanishing layer height if it were to be applied to study realistic isopycnal ocean models.

The shallow water model, especially the two-layer variant, has been a useful simple model to study the nonlinear and non-smooth effects of moisture in the atmosphere (Lambaerts *et al.* 2012; Bembenek *et al.* 2020).  $SWQG$  has also been adapted to include moisture effects. In particular, definitions of moist PV have been useful to interpret model results (Lapeyre & Held 2004; Smith & Stechmann 2017; Lutsko & Hell 2021; Brown *et al.* 2023).  $SWQG^{+1}$ , with an appropriate definition of moist PV, can be a useful bridge between these two models. The removal of gravity waves removes an undesirable complication in the study of the large-scale evolution of storm tracks. More broadly, it would be interesting to see if moist effects can be sufficiently captured by inverting from the moist PV. That is, are moist effects fundamentally “balanced” or not?

Coming back down to the ocean bottom. The research on the effect of ocean topography on the coherent structure of the ocean eddy has enjoyed a resurgence (Solodoch *et al.* 2021; Siegelman *et al.* 2022; LaCase *et al.* 2024). Theoretical understanding of this problem typically comes from  $SWQG$ , or the even simpler two-dimensional Euler equation (e.g. Bretherton & Haidvogel 1976; Siegelman *et al.* 2022). However, the necessary symmetry between different signed vortices in the  $SWQG$  model is an unrealistic deficiency. The study of the realistic formation and destruction of coherent vortices requires numerical simulation using ocean models, which are complex.  $SWQG^{+1}$  and Boussinesq  $QG^{+1}$  can bridge this gap.  $SWQG^{+1}$  fixes the issue of  $SWQG$  and allows for the realistic evolution of the coherent vortices. In the meantime, there is still only one variable to predict, PV, and it is possible that many PV-based theoretical thinking can be applied to  $SWQG^{+1}$ . Of course, the study of coherent structure on other planets can also benefit from upgrading to the  $SWQG^{+1}$  model (Siegelman & Young 2023). For these applications,  $SWQG^{+1}$  model needs to be extended and tested on the cases with non-constant  $f$  and topography.

From these examples, it is clear that there are many applications of  $SWQG^{+1}$  and much work to be done. The results in this paper serve as the bare minimum showcase of its ability to capture phenomena of interest of one fundamental model of GFD, the shallow water model.

**Acknowledgements.** We thank Oliver Bühler, Guillaume Lapeyre, and Olivier Pauluis for helpful discussions. This work was supported in part through the NYU IT High Performance Computing resources, services, and staff expertise. We thank Shenglong Wang for his work on configuring Dedalus on the NYU Greene cluster.

**Funding.** KSS and RD acknowledge support from NASA contract 80NSSC20K1142.

**Declaration of interests.** The authors report no conflict of interest.

**Data availability statement.** The code that generates the data and figures in this paper is available on GitHub: [https://github.com/Empyreal092/SWQGP1\\_freedecay\\_BCIjets\\_Public](https://github.com/Empyreal092/SWQGP1_freedecay_BCIjets_Public).

**Author ORCIDs.** R. S. Dù, <https://orcid.org/0000-0001-8201-1851>

**Author contributions.**

## Appendix A. Equivalency of the $SWQG^{+1}$ potential form to the model of V96

We show that our model is equivalent to the model in Warn *et al.* (1995) and the extended version with  $\beta$  in §2(a) of V96 up to the constant terms in the PV inversions.

First, the two models are the same at the QG level. Then the V96 model inverts for the next-order quantities using their (15-17). We show that the two models are equivalent by recovering (15-17) from the  $SWQG^{+1}$  inversions. V96’s (15) is the next-order PV inversion

by noting its left-hand-side is  $\mathcal{S}(\Phi^1)$  while the right-hand-side is equal to the right-hand-side of (2.20). For (16), we have starting from the left-hand-side

$$f\zeta^1 - g\nabla^2\eta^1 = f(\nabla^2\Phi^1 - G_x^1 + F_y^1) - f\nabla^2\Phi^1 - \{Bu\} \frac{gH}{f} (-\nabla^2G_x^1 + \nabla^2F_y^1) \quad (\text{A } 1)$$

$$= \frac{f}{gH} \{Bu^{-1}\} [\mathcal{S}(G_x^1) - \mathcal{S}(F_y^1)] \quad (\text{A } 2)$$

$$= -2J(\Phi_x^0, \Phi_y^0) - \{\gamma\} \beta\Phi_y^0 \quad (\text{A } 3)$$

where we used the elliptic problem for  $F^1$  and  $G^1$ . We recovered (16), which is named the Bolin–Charney balance equation (Bolin 1955; Charney 1955) and contains the cyclogeostrophic balance. Finally for (17) we have

$$\mathcal{S}(u_x + v_y) = -\mathcal{S}(F_x^1 + G_y^1) \quad (\text{A } 4)$$

$$= \{Bu^{-1}\} \frac{f}{gH} [J(\Phi^0, \nabla^2\Phi^0) + \{\gamma\} \beta\Phi_x^0]. \quad (\text{A } 5)$$

Of course, this is just the shallow water omega equation.

## Appendix B. The derivations for the elliptic inversions of $F_1^1, F_2^1, G_1^1$ , and $G_2^1$ for the two-layer QG<sup>+1</sup> model

We first write down the thermal wind balance of the QG-level variables

$$h_{1,x}^0 = \frac{f}{g'} (\Phi_{1,x}^0 - \Phi_{2,x}^0) + \frac{f}{g} \Phi_{1,x}^0 = \frac{f}{g'} (v_1^0 - v_2^0) + \frac{f}{g} v_1^0. \quad (\text{B } 1)$$

The “imbalance” equation then states

$$\begin{aligned} & \left( \frac{D_1^0 h_1^0}{Dt} \right)_x - \frac{f}{g'} \left( \frac{D_1^0 v_1^0}{Dt} - \frac{D_2^0 v_2^0}{Dt} + \{\gamma\} \beta y u_1^0 - \{\gamma\} \beta y u_2^0 \right) - \frac{f}{g} \left( \frac{D_1^0 v_1^0}{Dt} + \{\gamma\} \beta y u_1^0 \right) \\ &= -\{Bu\} H(u_{1,xx}^1 + v_{1,xy}^1) - \frac{f}{g'} (-f u_1^1 + f u_2^1) - \frac{f}{g} (-f u_1^1 - g h_{1,y}^1). \end{aligned} \quad (\text{B } 2)$$

$$\Rightarrow \nabla^2 F_1^1 + \{Bu^{-1}\} \frac{f^2}{g'H} (F_2^1 - F_1^1) - \{Bu^{-1}\} \frac{f^2}{gH} F_1^1 \quad (\text{B } 3)$$

$$= \{Bu^{-1}\} \frac{f}{H} \left( \left[ J(\Phi_{1,x}^0 + \Phi_{2,x}^0, \Phi_1^0 - \Phi_2^0) + \{\gamma\} \beta y (\Phi_1^0 - \Phi_2^0) \right] \right) / g' \quad (\text{B } 4)$$

$$+ \left[ J(\Phi_{1,x}^0, \Phi_1^0) + \{\gamma\} \beta y \Phi_{1,y}^0 \right] / g. \quad (\text{B } 5)$$

We see that the right-hand side becomes elliptic operators applied to the potentials, while the left-hand side only depends on  $\Phi_{1,2}^0$ .

For  $F_2^1$ , we form

$$\left( \frac{D_2^0 h_2^0}{Dt} \right)_x - \frac{f}{g'} \left( \frac{D_2^0 v_2^0}{Dt} - \frac{D_1^0 v_1^0}{Dt} + \{\gamma\} \beta y u_2^0 - \{\gamma\} \beta y u_1^0 \right) \quad (\text{B } 6)$$

$$= -\{Bu\} H(u_{2,xx}^1 + v_{2,xy}^1) - \frac{f}{g'} (-f u_2^1 - g' h_{2,y}^1 + f u_1^1) \quad (\text{B } 7)$$

which implies

$$\nabla^2 F_2^1 + \{Bu^{-1}\} \frac{f^2}{g'H} (F_1^1 - F_2^1) \quad (\text{B } 8)$$

$$= \{Bu^{-1}\} \frac{f}{g'H} \left[ J \left( \Phi_{1,x}^0 + \Phi_{2,x}^0, \Phi_2^0 - \Phi_1^0 \right) + \{\gamma\} \beta y (\Phi_2^0 - \Phi_1^0)_y \right] \quad (\text{B } 9)$$

Together with (B 5) gives the compact form (3.9).

For  $G_1^1$  and  $G_2^1$ ,

$$\left( \frac{D_1^0 h_1^0}{Dt} \right)_y - \frac{f}{g'} \left( \frac{D_2^0 u_2^0}{Dt} - \frac{D_1^0 u_1^0}{Dt} - \{\gamma\} \beta y v_2^0 + \{\gamma\} \beta y v_1^0 \right) + \frac{f}{g} \left( \frac{D_1^0 u_1^0}{Dt} - \{\gamma\} \beta y v_1^0 \right) \quad (\text{B } 10)$$

$$= -\{Bu\} H(u_{1,xy}^1 + v_{1,yy}^1) - \frac{f}{g'} (f v_2^1 - f v_1^1) + \frac{f}{g} (f v_1^1 - g h_{1,x}^1) \quad (\text{B } 11)$$

$$\left( \frac{D_2^0 h_2^0}{Dt} \right)_y - \frac{f}{g'} \left( \frac{D_1^0 u_1^0}{Dt} - \frac{D_2^0 u_2^0}{Dt} - \{\gamma\} \beta y v_1^0 + \{\gamma\} \beta y v_2^0 \right) \quad (\text{B } 12)$$

$$= -\{Bu\} H(u_{2,xy}^1 + v_{2,yy}^1) - \frac{f}{g'} (f v_1^1 - f v_2^1 + g' h_{2,x}^1). \quad (\text{B } 13)$$

Standard but somewhat tedious algebraic manipulation, using the shallow water version of the thermal wind balance gives (3.10).

## REFERENCES

- ALLEN, J. S., BARTH, J. A. & NEWBERGER, P. A. 1990 On Intermediate Models for Barotropic Continental Shelf and Slope Flow Fields. Part I: Formulation and Comparison of Exact Solutions. *Journal of Physical Oceanography* **20** (7), 1017–1042.
- ARAI, MASAZUMI & YAMAGATA, TOSHIO 1994 Asymmetric evolution of eddies in rotating shallow water. *Chaos: An Interdisciplinary Journal of Nonlinear Science* **4** (2), 163–175.
- ASCHER, URI M., RUUTH, STEVEN J. & SPITERI, RAYMOND J. 1997 Implicit-explicit Runge-Kutta methods for time-dependent partial differential equations. *Applied Numerical Mathematics* **25** (2), 151–167.
- BARTH, J. A., ALLEN, J. S. & NEWBERGER, P. A. 1990 On Intermediate Models for Barotropic Continental Shelf and Slope Flow Fields. Part II: Comparison of Numerical Model Solutions in Doubly Periodic Domains. *Journal of Physical Oceanography* **20** (7), 1044–1076.
- BEMBENEK, ERIC, STRAUB, DAVID N. & MERLIS, TIMOTHY M. 2020 Effects of Moisture in a Two-Layer Model of the Midlatitude Jet Stream. *Journal of the Atmospheric Sciences* **77** (1), 131–147.
- BOLIN, BERT 1955 Numerical Forecasting with the Barotropic Model. *Tellus* **7** (1), 27–49.
- BREHERTON, FRANCIS P. & HAIDVOGEL, DALE B. 1976 Two-dimensional turbulence above topography. *Journal of Fluid Mechanics* **78** (1), 129–154.
- BROWN, MARGUERITE L., PAULUIS, OLIVIER & GERBER, EDWIN P. 2023 Scaling for Saturated Moist Quasi-Geostrophic Turbulence. *Journal of the Atmospheric Sciences* **-1** (aop).
- BURNS, KEATON J., VASIL, GEOFFREY M., OISHI, JEFFREY S., LECOANET, DANIEL & BROWN, BENJAMIN P. 2020 Dedalus: A flexible framework for numerical simulations with spectral methods. *Physical Review Research* **2** (2), 023068.
- CARNEVALE, GEORGE F. & FREDERIKSEN, JORGEN S. 1987 Nonlinear stability and statistical mechanics of flow over topography. *Journal of Fluid Mechanics* **175**, 157–181.
- CHARNEY, J. 1955 The Use of the Primitive Equations of Motion in Numerical Prediction. *Tellus* **7** (1), 22–26.
- CHASSIGNET, E. & MARSHALL, D. 2008 Gulf Stream separation in numerical ocean models. *Geophysical Monograph Series* **177**.
- CHELTON, DUDLEY B., SCHLAX, MICHAEL G., SAMELSON, ROGER M. & DE SZOEKE, ROLAND A. 2007 Global observations of large oceanic eddies. *Geophysical Research Letters* **34** (15).

- CHO, JAMES Y-K. & POLVANI, LORENZO M. 1996 The emergence of jets and vortices in freely evolving, shallow-water turbulence on a sphere. *Physics of Fluids* **8** (6), 1531–1552.
- CHOUKSEY, MANITA, EDEN, CARSTEN, MASUR, GÖKÇE TUBA & OLIVER, MARCEL 2023 A comparison of methods to balance geophysical flows. *Journal of Fluid Mechanics* **971**, A2.
- CLOKE, PAUL & CULLEN, M. J. P. 1994 A semi-geostrophic ocean model with outcropping. *Dynamics of Atmospheres and Oceans* **21** (1), 23–48.
- CULLEN, MIKE & GANGBO, WILFRID 2001 A Variational Approach for the 2-Dimensional Semi-Geostrophic Shallow Water Equations. *Archive for Rational Mechanics and Analysis* **156** (3), 241–273.
- CUSHMAN-ROISIN, BENOIT 1986 Frontal Geostrophic Dynamics. *Journal of Physical Oceanography* **16** (1), 132–143.
- CUSHMAN-ROISIN, B. & TANG, BENYANG 1989 Geostrophic Regimes and Geostrophic Turbulence Beyond the Radius of Deformation. In *Elsevier Oceanography Series* (ed. J. C. J. Nihoul & B. M. Jamart), *Mesoscale/Synoptic Coherent Structures in Geophysical Turbulence*, vol. 50, pp. 51–74. Elsevier.
- CUSHMAN-ROISIN, BENOIT & TANG, BENYANG 1990 Geostrophic Turbulence and Emergence of Eddies beyond the Radius of Deformation. *Journal of Physical Oceanography* **20** (1), 97–113.
- DE PHILIPPIS, GUIDO & FIGALLI, ALESSIO 2014 The Monge–Ampère equation and its link to optimal transportation. *Bulletin of the American Mathematical Society* **51** (4), 527–580.
- DOWLING, TIMOTHY E. & INGERSOLL, ANDREW P. 1989 Jupiter’s Great Red Spot as a Shallow Water System. *Journal of the Atmospheric Sciences* **46** (21), 3256–3278.
- DRITSCHEL, D. G. & MCINTYRE, M. E. 2008 Multiple Jets as PV Staircases: The Phillips Effect and the Resilience of Eddy-Transport Barriers. *Journal of the Atmospheric Sciences* **65** (3), 855–874.
- DÙ, RYAN SHIJIÉ, SMITH, K. SHAFER & BÜHLER, OLIVER 2024 Next-order balanced model captures submesoscale physics and statistics, arXiv: 2408.03422.
- EARLY, JEFFREY J., SAMELSON, R. M. & CHELTON, DUDLEY B. 2011 The Evolution and Propagation of Quasigeostrophic Ocean Eddies\*. *Journal of Physical Oceanography* **41** (8), 1535–1555.
- GALLET, BASILE & FERRARI, RAFFAELE 2020 The vortex gas scaling regime of baroclinic turbulence. *Proceedings of the National Academy of Sciences* **117** (9), 4491–4497.
- GALLET, BASILE & FERRARI, RAFFAELE 2021 A Quantitative Scaling Theory for Meridional Heat Transport in Planetary Atmospheres and Oceans. *AGU Advances* **2** (3), e2020AV000362.
- GILL, A. E., GREEN, J. S. A. & SIMMONS, A. J. 1974 Energy partition in the large-scale ocean circulation and the production of mid-ocean eddies. *Deep Sea Research and Oceanographic Abstracts* **21** (7), 499–528.
- GRAVES, LEE PAUL, MCWILLIAMS, JAMES C. & MONTGOMERY, MICHAEL T. 2006 Vortex evolution due to straining: A mechanism for dominance of strong, interior anticyclones. *Geophysical & Astrophysical Fluid Dynamics* **100** (3), 151–183.
- GROOMS, IAN, MAJDA, ANDREW J. & SMITH, K. SHAFER 2015 Stochastic superparameterization in a quasigeostrophic model of the Antarctic Circumpolar Current. *Ocean Modelling* **85**, 1–15.
- HAYNES, P. H. & MCINTYRE, M. E. 1987 On the Evolution of Vorticity and Potential Vorticity in the Presence of Diabatic Heating and Frictional or Other Forces. *Journal of the Atmospheric Sciences* **44** (5), 828–841.
- HELD, ISAAC M. & LARICHEV, VITALY D. 1996 A scaling theory for horizontally homogeneous, baroclinically unstable flow on a beta plane. *Journal of the Atmospheric Sciences* **53** (7), 946–963.
- HOSKINS, BRIAN J. 1975 The Geostrophic Momentum Approximation and the Semi-Geostrophic Equations. *Journal of the Atmospheric Sciences* **32** (2), 233–242.
- HOSKINS, BRIAN J. 1991 Towards a PV- $\theta$  view of the general circulation. *Tellus A: Dynamic Meteorology and Oceanography* **43** (4), 27–36.
- HOSKINS, BRIAN J. & BRETHERTON, FRANCIS P. 1972 Atmospheric Frontogenesis Models: Mathematical Formulation and Solution. *Journal of the Atmospheric Sciences* **29** (1), 11–37.
- HOSKINS, BRIAN J., DRAGHICI, I. & DAVIES, H. C. 1978 A new look at the  $\omega$ -equation. *Quarterly Journal of the Royal Meteorological Society* **104** (439), 31–38.
- HOSKINS, B. J., MCINTYRE, M. E. & ROBERTSON, A. W. 1985 On the use and significance of isentropic potential vorticity maps. *Quarterly Journal of the Royal Meteorological Society* **111** (470), 877–946.
- LACASCE, J.H., PALÓCZY, A. & TRODAHL, M. 2024 Vortices over bathymetry. *Journal of Fluid Mechanics* **979**, A32.
- LAMBAERTS, JULIEN, LAPEYRE, GUILLAUME & ZEITLIN, VLADIMIR 2012 Moist versus Dry Baroclinic Instability in a Simplified Two-Layer Atmospheric Model with Condensation and Latent Heat Release. *Journal of the Atmospheric Sciences* **69** (4), 1405–1426.

- LAPEYRE, G. & HELD, I. M. 2004 The Role of Moisture in the Dynamics and Energetics of Turbulent Baroclinic Eddies. *Journal of the Atmospheric Sciences* **61** (14), 1693–1710.
- LUCARINI, VALERIO & GRITSUN, ANDREY 2020 A new mathematical framework for atmospheric blocking events. *Climate Dynamics* **54** (1), 575–598.
- LUTSKO, NICHOLAS J. & HELL, MOMME C. 2021 Moisture and the Persistence of Annular Modes. *Journal of the Atmospheric Sciences* **78** (12), 3951–3964.
- MAJDA, ANDREW & WANG, XIAOMING 2006 *Nonlinear Dynamics and Statistical Theories for Basic Geophysical Flows*. Cambridge University Press.
- MALTRUD, M. E. & VALLIS, G. K. 1991 Energy spectra and coherent structures in forced two-dimensional and beta-plane turbulence. *Journal of Fluid Mechanics* **228**, 321–342.
- MARSHALL, JOHN & MOLteni, FRANCO 1993 Toward a Dynamical Understanding of Planetary-Scale Flow Regimes. *Journal of the Atmospheric Sciences* **50** (12), 1792–1818.
- MURAKI, DAVID J., SNYDER, CHRIS & ROTUNNO, RICHARD 1999 The Next-Order Corrections to Quasigeostrophic Theory. *Journal of the Atmospheric Sciences* **56** (11), 1547–1560.
- PIZZO, NICK & SALMON, RICK 2024 Exact planetary waves and jet streams.
- POLVANI, L. M., MCWILLIAMS, J. C., SPALL, M. A. & FORD, R. 1994 The coherent structures of shallow-water turbulence: Deformation-radius effects, cyclone/anticyclone asymmetry and gravity-wave generation. *Chaos: An Interdisciplinary Journal of Nonlinear Science* **4** (2), 177–186.
- ROULSTONE, IAN & SEWELL, MICHAEL J. 1996 Potential vorticities in semi-geostrophic theory. *Quarterly Journal of the Royal Meteorological Society* **122** (532), 983–992.
- SALMON, RICK 1980 Baroclinic instability and geostrophic turbulence. *Geophysical & Astrophysical Fluid Dynamics* **15** (1), 167–211.
- SIEGELMAN, LIA & YOUNG, WILLIAM R. 2023 Two-dimensional turbulence above topography: Vortices and potential vorticity homogenization. *Proceedings of the National Academy of Sciences* **120** (44), e2308018120.
- SIEGELMAN, LIA, YOUNG, WILLIAM R. & INGERSOLL, ANDREW P. 2022 Polar vortex crystals: Emergence and structure. *Proceedings of the National Academy of Sciences* **119** (17), e2120486119.
- SMITH, K. S., BOCCALETTI, G., HENNING, C. C., MARINOV, I., TAM, C. Y., HELD, I. M. & VALLIS, G. K. 2002 Turbulent diffusion in the geostrophic inverse cascade. *Journal of Fluid Mechanics* **469**, 13–48.
- SMITH, LESLIE M. & STECHMANN, SAMUEL N. 2017 Precipitating Quasigeostrophic Equations and Potential Vorticity Inversion with Phase Changes. *Journal of the Atmospheric Sciences* **74** (10), 3285–3303.
- SOLODOCH, AVIV, STEWART, ANDREW L. & MCWILLIAMS, JAMES C. 2021 Formation of Anticyclones above Topographic Depressions. *Journal of Physical Oceanography* **51** (1), 207–228.
- SPALL, MICHAEL A. & MCWILLIAMS, JAMES C. 1992 Rotational and gravitational influences on the degree of balance in the shallow-water equations. *Geophysical & Astrophysical Fluid Dynamics* **64** (1–4), 1–29.
- SRINIVASAN, KAUSHIK & YOUNG, W. R. 2014 Reynolds Stress and Eddy Diffusivity of  $\beta$ -Plane Shear Flows. *Journal of the Atmospheric Sciences* **71** (6), 2169–2185.
- STAMMER, DETLEF 1997 Global Characteristics of Ocean Variability Estimated from Regional TOPEX/POSEIDON Altimeter Measurements. *Journal of Physical Oceanography* **27** (8), 1743–1769.
- THIRY, LOUIS, LI, LONG, MÉMIN, ETIENNE & ROULLET, GUILLAUME 2024 Quasi-geostrophic projection of rotating shallow-water equations.
- TURKINGTON, BRUCE, MAJDA, ANDREW, HAVEN, KYLE & DiBATTISTA, MARK 2001 Statistical equilibrium predictions of jets and spots on Jupiter. *Proceedings of the National Academy of Sciences* **98** (22), 12346–12350.
- UBELMANN, CLEMENT, KLEIN, PATRICE & FU, LEE-LUENG 2015 Dynamic Interpolation of Sea Surface Height and Potential Applications for Future High-Resolution Altimetry Mapping. *Journal of Atmospheric and Oceanic Technology* **32** (1), 177–184.
- VALLIS, GEOFFREY K. 1996 Potential vorticity inversion and balanced equations of motion for rotating and stratified flows. *Quarterly Journal of the Royal Meteorological Society* **122** (529), 291–322.
- VALLIS, GEOFFREY K. 2017 *Atmospheric and Oceanic Fluid Dynamics: Fundamentals and Large-Scale Circulation*, 2nd edn. Cambridge: Cambridge University Press.
- WARN, T., BOKHOVE, O., SHEPHERD, T. G. & VALLIS, G. K. 1995 Rossby number expansions, slaving principles, and balance dynamics. *Quarterly Journal of the Royal Meteorological Society* **121** (523), 723–739.

ZEITLIN, VLADIMIR 2018 *Geophysical Fluid Dynamics: Understanding (Almost) Everything with Rotating Shallow Water Models*. Oxford, New York: Oxford University Press.