

Bilayer one-dimensional Convection–Diffusion–Reaction–Source problem: Analytical and numerical solution

GUILLERMO FEDERICO UMBRICH

Departamento de Matemática, Facultad de Ciencias Empresariales, Universidad Austral
Paraguay 1950, Rosario, Santa Fe, ARGENTINA
Consejo Nacional de Investigaciones Científicas y Técnicas (CONICET)
Godoy Cruz 2290, CABA, ARGENTINA

DIANA RUBIO

ITECA (UNSAM-CONICET), CEDEMA, ECyT, Universidad Nacional de General San Martín
25 de mayo y Francia, San Martín, Buenos Aires, ARGENTINA

DOMINGO ALBERTO TARZIA

Departamento de Matemática, Facultad de Ciencias Empresariales, Universidad Austral
Paraguay 1950, Rosario, Santa Fe, ARGENTINA
Consejo Nacional de Investigaciones Científicas y Técnicas (CONICET)
Godoy Cruz 2290, CABA, ARGENTINA

Abstract: This article presents a theoretical analysis of a one-dimensional heat transfer problem in two layers involving diffusion, advection, internal heat generation or loss linearly dependent on temperature in each layer, and heat generation due to external sources. Additionally, the thermal resistance at the interface between the materials is considered. The situation of interest is modeled mathematically, explicit analytical solutions are found using Fourier techniques, and a convergent finite difference scheme is formulated to simulate specific cases. The solution is consistent with previous results. A numerical example is included that shows coherence between the obtained results and the physics of the problem. The conclusions drawn in this work expand the theoretical understanding of two-layer heat transfer and may also contribute to improving the thermal design of multilayer engineering systems.

Key–Words: Heat transfer, Multilayer, Composite materials, Interfacial thermal resistance.

Nomenclature

Subscripts and Superscripts

0	—	initial value
$m(1, 2)$	—	layer number
n	—	eigenvalue number
H	—	homogeneous system
∞	—	stationary state
i	—	spatial grid position (numerical method)
j	—	time grid position (numerical method)

Capital Letters

A	—	auxiliary dimensionless parameter
B	—	auxiliary dimensionless parameter
\bar{A}	—	auxiliary temporal function
\bar{B}	—	auxiliary temporal function
Bi	—	Biot number
Bi^*	—	auxiliary dimensionless parameter
\bar{Bi}	—	auxiliary dimensionless parameter
C	—	the specific heat at constant pressure [$\mathbf{J(kg^\circ C)^{-1}}$]
D	—	differential operator [$^\circ\mathbf{C s^{-1}}$]
\bar{D}	—	dimensionless differential operator
L	—	body length [\mathbf{m}]
K	—	auxiliary dimensionless parameter
Pe	—	Péclet number
P	—	auxiliary function (numerical method) [$^\circ\mathbf{C}$]
\mathcal{P}	—	partition (numerical method)
R	—	thermal resistance [\mathbf{m}]
\bar{R}	—	dimensionless thermal resistance
S	—	auxiliary dimensionless heat source
T	—	temperature field relative to ambient [$^\circ\mathbf{C}$]
T_r	—	reference temperature [$^\circ\mathbf{C}$]
Z	—	auxiliary parameter (numerical method)

Lowercase Letters

f	—	dimensionless auxiliary spatial function
g	—	dimensionless auxiliary temporal function
l	—	interface location [\mathbf{m}]
\bar{l}	—	dimensionless interface location
q	—	auxiliary function
r	—	auxiliary function
s	—	heat source [$^\circ\mathbf{C s^{-1}}$]
\bar{s}	—	dimensionless auxiliary heat source
\hat{s}	—	dimensionless heat source
h	—	convection heat transfer coefficient [$\mathbf{Wm^{-2}(^\circ C)^{-1}}$]
t	—	temporary variable [\mathbf{s}]
x	—	spatial variable [\mathbf{m}]
y	—	dimensionless spatial variable

Greek Letters

α	—	thermal diffusivity coefficient [$\mathbf{m^2s^{-1}}$]
$\bar{\alpha}$	—	dimensionless thermal diffusivity coefficient
β	—	fluid velocity [$\mathbf{ms^{-1}}$]
ν	—	generation/consumption coefficient [$\mathbf{s^{-1}}$]

$\bar{\nu}$	—	dimensionless generation/consumption coefficient
κ	—	thermal conductivity coefficient [$\mathbf{W}(\mathbf{m}^\circ\mathbf{C})^{-1}$]
$\bar{\kappa}$	—	dimensionless thermal conductivity coefficient
ρ	—	density [$\mathbf{kg\ m}^{-3}$]
τ	—	dimensionless temporary variable
θ	—	dimensionless temperature
θ	—	dimensionless auxiliary temperature function
χ	—	auxiliary dimensionless parameter
Δt	—	time discretization step (numerical method) [\mathbf{s}]
Δx	—	spatial discretization step (numerical method) [\mathbf{m}]
γ	—	auxiliary dimensionless parameter
σ	—	auxiliary dimensionless parameter
ϵ	—	auxiliary parameter (numerical method)
φ	—	auxiliary dimensionless parameter
ψ	—	auxiliary dimensionless parameter
μ	—	auxiliary dimensionless parameter
ϕ	—	auxiliary dimensionless parameter
ξ	—	auxiliary dimensionless parameter
η	—	auxiliary dimensionless parameter
δ	—	auxiliary dimensionless parameter
λ	—	dimensionless temporal eigenvalue
ω	—	dimensionless spatial eigenvalue
Ω	—	auxiliary parameter (numerical method)
Λ	—	auxiliary parameter (numerical method) [$\mathbf{W}(\mathbf{m}^\circ\mathbf{C})^{-1}$]
ν	—	auxiliary parameter (numerical method)
Π	—	auxiliary parameter (numerical method) [\mathbf{m}^{-1}]
ζ	—	auxiliary parameter (numerical method)

1 Introduction

The mathematical modeling of heat and mass transfer problems in multilayer materials has been extensively studied recently [1, 2, 3, 4] due to the numerous applications [5] in various fields of science, engineering, and industry. The variety of applications is evident from the numerous articles found in the literature across different disciplines. For instance, wool cleaning techniques [6], pollution in porous media [7, 8], skin permeability [9], drug release analysis in stents [10], greenhouse gas emissions [11], moisture in composite tissues [12], thermal conduction in composite materials [13], brain tumor growth [14], heat conduction through the skin [15], analysis of lithium-ion cells [16], microelectronics [17], among others.

A relevant and up-to-date state of the art in multilayer material transfer and the mathematical techniques used can be found in [13, 18, 19]. These problems have been analytically addressed by different methods, among them a recursive images method [20], the method of separation of variables [3, 5, 13, 18, 21, 22], the solution using integral functions such as Laplace and Fourier transform [23, 24, 25, 26]. Numerical techniques have also been used, such as the method of fundamental solutions [27], finite differences, and finite elements [1, 5, 22].

Although the bibliography is extensive, it lacks generality because the models presented are not complete. Most of the articles cited consider only diffusion, neglecting dissipative terms and sources of the complete parabolic equation. Additionally, most of them do not account for the resistance offered by the interface. For instance, in [19, ?] Other articles consider heat transfer problems in multilayer materials but only take into account the steady state [28, 29, 30, 31, 32].

It is important to analyze the influence of external heat generation sources, dissipative terms, and thermal contact resistance, as these are key physical processes in multilayer mass and heat transfer problems. These processes include diffusion, advection, internal heat generation or consumption, and heat generation due to external sources. The rate of internal heat generation or consumption is often considered proportional to the local temperature. Some processes modeled this way include a chemical reaction with first-order kinetics [33, 34], the perfusion term in the Pennes bioheat transfer equation [35], and the fin equation used for the analysis of a multilayer segmented fin [36]. The advective term plays an important role in several transfer processes, such as in a flow battery [37]. Furthermore, the source term is useful for modeling different processes where external heat is delivered to the system [38].

This work proposes a mathematical study of transient heat transfer in a bilayer body governed by a Convection-Diffusion-Reaction-Source (CDRS) equation. Diffusion, advection, internal heat generation or loss, heat generation from external sources, and thermal resistance by contact offered by the interface are considered. An analytical expression for the solution to the studied problem is obtained, which is consistent with previous results. Additionally, the proposed numerical approach aims to simulate solutions for specific case studies using finite difference methods.

2 Mathematical Modeling

The problem of interest focuses on the transport or transient transfer of heat in a one-dimensional bilayer body. The material in each layer is assumed to be homogeneous and isotropic. Additionally, heat gain or loss within each layer at a rate proportional to the local temperature and advection driven by a one-dimensional fluid flow are taken into account. Furthermore, heat generation from external sources is included. The phenomena of thermal runaway and heat transfer by radiation are ignored.

The length of the bilayer body is denoted as L . The interface, which represents the junction between the two materials or layers, is positioned at l , where $L > l$. In Fig. 1, the reference diagram is shown, where the arrow indicates the direction of heat flow.

A transient energy conservation equation, representing a balance between diffusion, advection, internal heat gain or loss, and heat generation from external sources in a one-dimensional bilayer body, can be written as:

$$\begin{cases} \frac{\partial T_1}{\partial t}(x, t) = D_1 T_1(x, t) + s_1(x, t), & (x, t) \in (0, l) \times \mathbb{R}^+, \\ \frac{\partial T_2}{\partial t}(x, t) = D_2 T_2(x, t) + s_2(x, t), & (x, t) \in (l, L) \times \mathbb{R}^+, \end{cases} \quad (1)$$

where D_m is a parabolic differential operator that has already been used in other works [39] and is defined by

$$D_m T_m(x, t) := \alpha_m \frac{\partial^2 T_m}{\partial x^2}(x, t) - \beta_m \frac{\partial T_m}{\partial x}(x, t) + \nu_m T_m(x, t), \quad m = 1, 2. \quad (2)$$

In equations (1)-(2), often referred to as the CDRS equation, the subscripts refer to the first and second layers of the material, where x and t represent the spatial and temporal variables, respectively. The functions $T_1(x, t)$ and $T_2(x, t)$, which satisfy $T_1(x, t) \in C^2(0, l) \times C^1(0, +\infty)$ and $T_2(x, t) \in C^2(l, L) \times C^1(0, +\infty)$, represent the temperature field, relative to ambient temperature, of the first and second layers, respectively, at position x at time t .

The first two terms on the right-hand side of equation (2) represent heat transfer due to diffusion and advection, respectively, while the third term accounts for internal heat gain or loss proportional to the local temperature. The coefficient α_m denotes the thermal diffusivity of the material in each layer, β_m represents the flow velocity, and ν_m corresponds to the coefficient that relates the rate of internal heat gain or loss to the local temperature. Finally, the differentiable functions s_i given in (1) model an external source that delivers heat to the body. All properties are assumed to be temperature-independent. An analogous equation can be used to model the concentration field in a one-dimensional mass transfer problem [38].

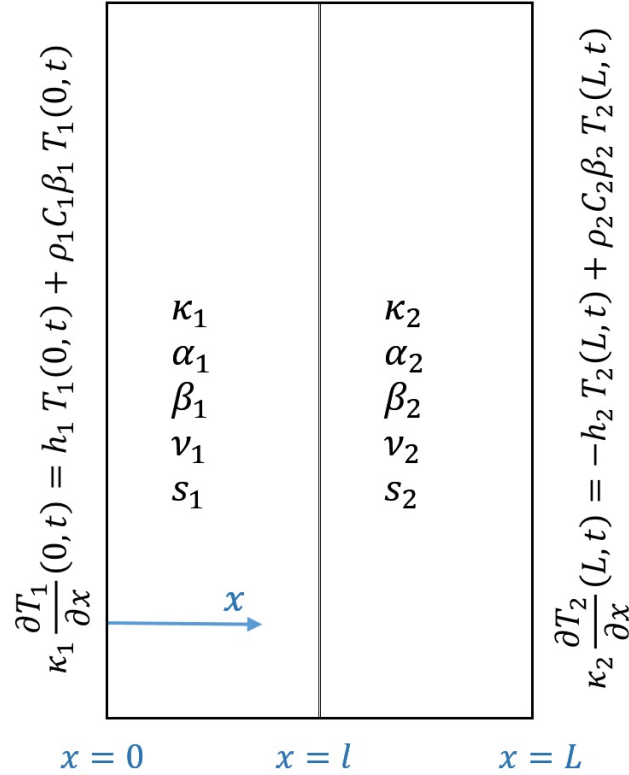


Figure 1: General scheme of the problem of interest.

Heat is generated due to the presence of external sources. Additionally, heat is either lost or generated within each layer at a rate proportional to the local temperature. Heat transfer within the body occurs due to diffusion and advection driven by an imposed one-dimensional fluid flow from left to right in each layer. Each layer has distinct thermal properties, flow velocity, and heat generation rate.

General convective boundary conditions are assumed on the left and right boundaries, respectively. These conditions represent a balance between two factors: convective heat transfer between the body and the surroundings, and the diffusion and advection into and out of the body. Note that while advection transfers energy from the environment to the first layer, it also removes energy from the second layer to the environment.

$$\begin{cases} \kappa_1 \frac{\partial T_1}{\partial x}(x, t) = h_1 T_1(x, t) + \rho_1 C_1 \beta_1 T_1(x, t), & x = 0, \quad t \in \mathbb{R}^+, \\ \kappa_2 \frac{\partial T_2}{\partial x}(x, t) = -h_2 T_2(x, t) + \rho_2 C_2 \beta_2 T_2(x, t), & x = L, \quad t \in \mathbb{R}^+, \end{cases} \quad (3)$$

where κ_m , h_m , ρ_m and C_m denote: the thermal conductivity coefficient, the convection heat transfer coefficient, the density and the specific heat at constant pressure for each layer, respectively.

Additionally, temperature discontinuity at the interface due to thermal contact resistance at the material junction is considered. Typically, this discontinuity is modeled such that the temperature difference between the layers is proportional to the heat flux at the interface [40]; this type of thermal jump is accounted for in the first equation of (4). Regarding the heat flux at the interface, the principle of energy conservation is applied, leading to the

thermal flux equality stated in the second equation of (4).

$$\begin{cases} T_2(x, t) = T_1(x, t) + R \frac{\partial T_1}{\partial x}(x, t), & x = l, t \in \mathbb{R}^+, \\ \kappa_2 \frac{\partial T_2}{\partial x}(x, t) - \rho_2 C_2 \beta_2 T_2(x, t) = \kappa_1 \frac{\partial T_1}{\partial x}(x, t) - \rho_1 C_1 \beta_1 T_1(x, t), & x = l, t \in \mathbb{R}^+, \end{cases} \quad (4)$$

where R denotes the value of the thermal contact resistance at the interface between the materials. Finally, an initial spatial distribution of temperature is assumed for each layer. That is to say,

$$\begin{cases} T_1(x, t) = T_{1,0}(x), & x \in [0, l], t = 0, \\ T_2(x, t) = T_{2,0}(x), & x \in [l, L], t = 0. \end{cases} \quad (5)$$

Note 1. *The problem defined by equations (1)-(5) is studied at a macroscopic scale, as results obtained may not be valid at other scales. This is primarily because the thermophysical properties of the interface between materials and their effects can change significantly at different scales. For instance, at the nanometric scale, the one-dimensional heat transfer problem between two layers cannot be effectively solved using the techniques presented in this work. At this scale, it is necessary to use other methods such as non-equilibrium molecular dynamics simulations or non-equilibrium Green's function calculations based on interatomic potentials. This nanometric-scale problem is relevant in the study of interface nanodevices and has been recently addressed by various authors [41, 42, 43, 44] for different types of materials, including graphene-silver, graphene-gold, graphene-silicon, and graphene-copper.*

In the next section, we obtain an explicit analytical solution to the problem described by the equations (1)-(5).

3 Analytical Solution

The transient heat transfer problem to be solved is defined by equations (1)-(5). To simplify the problem, the equations are made dimensionless by introducing the following parameters for $m = 1, 2$

$$\begin{cases} y = \frac{x}{L}, \quad \bar{l} = \frac{l}{L}, \quad \bar{R} = \frac{R}{L}, \quad \tau = \frac{\alpha_2}{L^2} t, \quad \theta_m = \frac{T_m}{T_r}, \quad \bar{\alpha} = \frac{\alpha_1}{\alpha_2}, \quad Pe_m = \frac{L}{\alpha_2} \beta_m, \\ \bar{\nu}_m = \frac{L^2}{\alpha_2} \nu_m, \quad \bar{s}_m = \frac{L^2}{T_r \alpha_2} s_m, \quad \bar{\kappa} = \frac{\kappa_1}{\kappa_2}, \quad Bi_m = \frac{L}{\kappa_2} h_m, \end{cases} \quad (6)$$

where Pe_m, Bi_m denote the dimensionless Péclet and Biot numbers, respectively, and the parameter T_r represents a reference temperature. This change of variables is applied to equations (1)-(5), resulting in the following dimensionless system:

$$\begin{cases} \frac{\partial \theta_1}{\partial \tau}(y, \tau) = \bar{D}_1 \theta_1(y, \tau) + \bar{s}_1(y, \tau), & (y, \tau) \in (0, \bar{l}) \times \mathbb{R}^+, \\ \frac{\partial \theta_2}{\partial \tau}(y, \tau) = \bar{D}_2 \theta_2(y, \tau) + \bar{s}_2(y, \tau), & (y, \tau) \in (\bar{l}, 1) \times \mathbb{R}^+, \\ \frac{\partial \theta_1}{\partial y}(y, \tau) = Bi_1^* \theta_1(y, \tau), & y = 0, \tau \in \mathbb{R}^+, \\ \frac{\partial \theta_2}{\partial y}(y, \tau) = Bi_2^* \theta_2(y, \tau), & y = 1, \tau \in \mathbb{R}^+, \\ \theta_2(y, \tau) = \theta_1(y, \tau) + \bar{R} \frac{\partial \theta_1}{\partial y}(y, \tau), & y = \bar{l}, \tau \in \mathbb{R}^+, \\ \frac{\partial \theta_2}{\partial y}(y, \tau) = \gamma \theta_1(y, \tau) + \sigma \frac{\partial \theta_1}{\partial y}(y, \tau), & y = \bar{l}, \tau \in \mathbb{R}^+, \\ \theta_1(y, \tau) = \theta_{1,0}(y), & y \in [0, \bar{l}], \tau = 0, \\ \theta_2(y, \tau) = \theta_{2,0}(y), & y \in [\bar{l}, 1], \tau = 0, \end{cases} \quad (7)$$

where

$$\begin{cases} \bar{D}_1 \theta_1(y, \tau) = \bar{\alpha} \frac{\partial^2 \theta_1}{\partial y^2}(y, \tau) - Pe_1 \frac{\partial \theta_1}{\partial y}(y, \tau) + \bar{v}_1 \theta_1(y, \tau), \\ \bar{D}_2 \theta_2(y, \tau) = \frac{\partial^2 \theta_2}{\partial y^2}(y, \tau) - Pe_2 \frac{\partial \theta_2}{\partial y}(y, \tau) + \bar{v}_2 \theta_2(y, \tau) \end{cases} \quad (8)$$

and

$$Bi_1^* = \frac{Pe_1}{\bar{\alpha}} + \frac{Bi_1}{\bar{\kappa}}, \quad Bi_2^* = Pe_2 - Bi_2, \quad \gamma = Pe_2 - Pe_1 \frac{\bar{\kappa}}{\bar{\alpha}}, \quad \sigma = \bar{\kappa} + \bar{R} Pe_2. \quad (9)$$

Then, the advective term is removed from equation (8) by applying a substitution that can be interpreted as a change in the coordinate system. This transformation effectively shifts the system into a reference frame moving with the fluid velocity. Similar coordinate system changes have been used in the literature to address various situations. For instance, see [45, 46, 47, 48]. The proposed substitution in this case is:

$$\begin{cases} \theta_1(y, \tau) = \exp(\chi_1 y) \Theta_1(y, \tau), & (y, \tau) \in [0, \bar{l}] \times \mathbb{R}^+, \\ \theta_2(y, \tau) = \exp(\chi_2 y) \Theta_2(y, \tau), & (y, \tau) \in [\bar{l}, 1] \times \mathbb{R}^+, \end{cases} \quad (10)$$

where

$$\chi_1 = \frac{Pe_1}{2\bar{\alpha}}, \quad \chi_2 = \frac{Pe_2}{2}. \quad (11)$$

The change of variables (10)-(11) is applied to equations (7)-(9) leading to the following system

$$\begin{cases} \frac{\partial \Theta_1}{\partial \tau}(y, \tau) = \bar{\alpha} \frac{\partial^2 \Theta_1}{\partial y^2}(y, \tau) + \psi_1 \Theta_1(y, \tau) + \hat{s}_1(y, \tau), & (y, \tau) \in (0, \bar{l}) \times \mathbb{R}^+, \\ \frac{\partial \Theta_2}{\partial \tau}(y, \tau) = \frac{\partial^2 \Theta_2}{\partial y^2}(y, \tau) + \psi_2 \Theta_2(y, \tau) + \hat{s}_2(y, \tau), & (y, \tau) \in (\bar{l}, 1) \times \mathbb{R}^+, \\ \frac{\partial \Theta_1}{\partial y}(y, \tau) = \bar{B}i_1 \Theta_1(y, \tau), & y = 0, \tau \in \mathbb{R}^+, \\ \frac{\partial \Theta_2}{\partial y}(y, \tau) = \bar{B}i_2 \Theta_2(y, \tau), & y = 1, \tau \in \mathbb{R}^+, \\ \Theta_2(y, \tau) = \phi \Theta_1(y, \tau) + \mu \frac{\partial \Theta_1}{\partial y}(y, \tau), & y = \bar{l}, \tau \in \mathbb{R}^+, \\ \frac{\partial \Theta_2}{\partial y}(y, \tau) = \eta \Theta_1(y, \tau) + \varphi \frac{\partial \Theta_1}{\partial y}(y, \tau), & y = \bar{l}, \tau \in \mathbb{R}^+, \\ \Theta_1(y, \tau) = \Theta_{1,0}(y), & y \in [0, \bar{l}], \tau = 0, \\ \Theta_2(y, \tau) = \Theta_{2,0}(y), & y \in [\bar{l}, 1], \tau = 0, \end{cases} \quad (12)$$

where

$$\begin{cases} \psi_1 = \bar{v}_1 - \bar{\alpha} \chi_1^2, \quad \psi_2 = \bar{v}_2 - \chi_2^2, \quad \hat{s}_1(y, \tau) = \bar{s}_1(y, \tau) \exp(-\chi_1 y), \\ \hat{s}_2(y, \tau) = \bar{s}_2(y, \tau) \exp(-\chi_2 y), \quad \bar{B}i_1 = Bi_1^* - \chi_1, \quad \bar{B}i_2 = Bi_2^* - \chi_2, \\ \phi = \xi \delta, \quad \mu = \xi \bar{R}, \quad \eta = \xi (\gamma + \sigma \chi_1 - \delta \chi_2), \quad \varphi = \xi (\sigma - \bar{R} \chi_2), \\ \xi = \exp(\bar{l}(\chi_1 - \chi_2)), \quad \delta = 1 + \bar{R} \chi_1, \quad \Theta_{1,0}(y) = \theta_{1,0}(y) \exp(-\chi_1 y), \\ \Theta_{2,0}(y) = \theta_{2,0}(y) \exp(-\chi_2 y). \end{cases} \quad (13)$$

The homogeneous system associated with (12)-(13) is considered, i.e., the source terms $\hat{s}_1(y, \tau)$ and $\hat{s}_2(y, \tau)$ are excluded. This homogeneous system is addressed using the method of separation of variables. It is assumed that

there exist functions $f_{1,n} \in C^2(0, \bar{l})$, $f_{2,n} \in C^2(\bar{l}, 1)$ and $g_n \in C^1(0, +\infty)$ such that

$$\begin{cases} \Theta_1^H(y, \tau) = \sum_{n=1}^{\infty} f_{1,n}(y) g_n(\tau), & (y, \tau) \in (0, \bar{l}) \times \mathbb{R}^+, \\ \Theta_2^H(y, \tau) = \sum_{n=1}^{\infty} f_{2,n}(y) g_n(\tau), & (y, \tau) \in (\bar{l}, 1) \times \mathbb{R}^+. \end{cases} \quad (14)$$

By substituting (14) into the homogeneous system associated with (12)-(13), it can be shown that $g_n(\tau) = K_n \exp(-\lambda_n^2 \tau)$, where λ_n are the eigenvalues and K_n is a sequence associated with the initial temperature value. In addition, the functions $f_{m,n}$ for $m = 1, 2$ satisfy

$$\begin{cases} \bar{\alpha} f_{1,n}''(y) + \psi_1 f_{1,n}(y) = -\lambda_n^2 f_{1,n}(y), & y \in (0, \bar{l}), \\ f_{2,n}''(y) + \psi_2 f_{2,n}(y) = -\lambda_n^2 f_{2,n}(y), & y \in (\bar{l}, 1), \\ f_{1,n}'(y) = \bar{B}i_1 f_{1,n}(y), & y = 0, \\ f_{2,n}'(y) = \bar{B}i_2 f_{2,n}(y), & y = 1, \\ f_{2,n}(y) = \phi f_{1,n}(y) + \mu f_{1,n}'(y), & y = \bar{l}, \\ f_{2,n}'(y) = \eta f_{1,n}(y) + \varphi f_{1,n}'(y), & y = \bar{l}, \end{cases} \quad (15)$$

yielding

$$\begin{cases} f_{1,n}(y) = A_{1,n} \cos(\omega_{1,n} y) + B_{1,n} \sin(\omega_{1,n} y), & y \in [0, \bar{l}], \\ f_{2,n}(y) = A_{2,n} \cos(\omega_{2,n} y) + B_{2,n} \sin(\omega_{2,n} y), & y \in [\bar{l}, 1]. \end{cases} \quad (16)$$

Then, the solutions of the homogeneous system associated with (12)-(13) are written as

$$\begin{cases} \Theta_1^H(y, \tau) = \sum_{n=1}^{\infty} K_n [A_{1,n} \cos(\omega_{1,n} y) + B_{1,n} \sin(\omega_{1,n} y)] \exp(-\lambda_n^2 \tau), \\ \Theta_2^H(y, \tau) = \sum_{n=1}^{\infty} K_n [A_{2,n} \cos(\omega_{2,n} y) + B_{2,n} \sin(\omega_{2,n} y)] \exp(-\lambda_n^2 \tau), \end{cases} \quad (17)$$

where $\omega_{m,n}$ with $m = 1, 2$ are the spatial eigenvalues, which are given by

$$\begin{cases} \omega_{1,n} = \omega_{1,n}(\lambda_n) = \sqrt{\frac{\lambda_n^2 + \psi_1}{\bar{\alpha}}} = \sqrt{\frac{\lambda_n^2 + \bar{\nu}_1 - \bar{\alpha}\chi_1^2}{\bar{\alpha}}} = \sqrt{\frac{\lambda_n^2 + \bar{\nu}_1 - \frac{Pe_1^2}{4\bar{\alpha}}}{\bar{\alpha}}}, \\ \omega_{2,n} = \omega_{2,n}(\lambda_n) = \sqrt{\lambda_n^2 + \psi_2} = \sqrt{\lambda_n^2 + \bar{\nu}_2 - \chi_2^2} = \sqrt{\lambda_n^2 + \bar{\nu}_2 - \frac{Pe_2^2}{4}}. \end{cases} \quad (18)$$

Now, $A_{m,n}$, $B_{m,n}$ with $m = 1, 2$, and λ_n in (17)-(18) are determined redusing the boundary and interface conditions from (15). Additionally, it is assumed that the associated homogeneous system has a non-trivial solution. Algebraic operations are performed and the following expressions are obtained $A_{1,n} = 1$, $B_{1,n} = \frac{\bar{B}i_1}{\omega_{1,n}}$, $A_{2,n} = A_n$ and $B_{2,n} = B_n$ where

$$A_n = \frac{\sin(\omega_{1,n} \bar{l})}{\cos(\omega_{2,n} \bar{l})} \left(\phi \frac{\bar{B}i_1}{\omega_{1,n}} - \mu \omega_{1,n} \right) + \frac{\cos(\omega_{1,n} \bar{l})}{\cos(\omega_{2,n} \bar{l})} \left(\phi + \mu \bar{B}i_1 \right) - \tan(\omega_{2,n} \bar{l}) B_n \quad (19)$$

and

$$\begin{aligned} B_n = & \sin(\omega_{2,n} \bar{l}) \left[\sin(\omega_{1,n} \bar{l}) \left(\phi \frac{\bar{B}i_1}{\omega_{1,n}} - \mu \omega_{1,n} \right) + \cos(\omega_{1,n} \bar{l}) \left(\phi + \mu \bar{B}i_1 \right) \right] \\ & + \frac{\cos(\omega_{2,n} \bar{l})}{\omega_{2,n}} \left[\sin(\omega_{1,n} \bar{l}) \left(\eta \frac{\bar{B}i_1}{\omega_{1,n}} - \varphi \omega_{1,n} \right) + \cos(\omega_{1,n} \bar{l}) \left(\eta + \varphi \bar{B}i_1 \right) \right]. \end{aligned} \quad (20)$$

The eigenvalues λ_n which are discussed in more detail in Section 4, are the solutions of the transcendental equation given by:

$$\tan(\omega_{2,n}) = \frac{\omega_{2,n} B_n - \bar{B}i_2 A_n}{\bar{B}i_2 B_n + \omega_{2,n} A_n}, \quad (21)$$

with A_n and B_n given by (19) and (20) respectively.

The Fourier method is used to solve the non-homogeneous system (12)-(13). It is assumed that two countably infinite sets of time functions, denoted by $\bar{A}_n(\tau)$ and $\bar{B}_n(\tau)$ satisfy

$$\begin{cases} \Theta_1(y, \tau) = \sum_{n=1}^{\infty} \bar{A}_n(\tau) f_{1,n}(y), & (y, \tau) \in [0, \bar{l}] \times \mathbb{R}^+, \\ \Theta_2(y, \tau) = \sum_{n=1}^{\infty} \bar{B}_n(\tau) f_{2,n}(y), & (y, \tau) \in [\bar{l}, 1] \times \mathbb{R}^+. \end{cases} \quad (22)$$

where $f_{m,n}$ with $m = 1, 2$ are defined in (16). The source functions $\hat{s}_1(y, \tau)$ and $\hat{s}_2(y, \tau)$ in (12) are developed in a series of eigenfunctions.

$$\begin{cases} \hat{s}_1(y, \tau) = \sum_{n=1}^{\infty} S_{1,n}(\tau) f_{1,n}(y), & (y, \tau) \in [0, \bar{l}] \times \mathbb{R}^+, \\ \hat{s}_2(y, \tau) = \sum_{n=1}^{\infty} S_{2,n}(\tau) f_{2,n}(y), & (y, \tau) \in [\bar{l}, 1] \times \mathbb{R}^+, \end{cases} \quad (23)$$

where $S_{1,n}(\tau)$ and $S_{2,n}(\tau)$ are defined as follows

$$S_{1,n}(\tau) = \frac{\int_0^{\bar{l}} \hat{s}_1(y, \tau) f_{1,n}(y) dy}{\int_0^{\bar{l}} f_{1,n}^2(y) dy}, \quad S_{2,n}(\tau) = \frac{\int_{\bar{l}}^1 \hat{s}_2(y, \tau) f_{2,n}(y) dy}{\int_{\bar{l}}^1 f_{2,n}^2(y) dy}. \quad (24)$$

By substituting the expressions (22)-(24) into equation (12), we obtain the following countable set of homogeneous ordinary differential equations:

$$\begin{cases} \sum_{n=1}^{\infty} \left[\bar{A}_n'(\tau) + (\bar{\alpha} \omega_{1,n}^2 - \psi_1) \bar{A}_n(\tau) - S_{1,n}(\tau) \right] = 0, \\ \sum_{n=1}^{\infty} \left[\bar{B}_n'(\tau) + (\omega_{2,n}^2 - \psi_2) \bar{B}_n(\tau) - S_{2,n}(\tau) \right] = 0, \end{cases} \quad (25)$$

since expansions in eigenfunctions for linear system problems share properties with Fourier series, for the series given in (25) to sum to zero, each term must be zero. This can be addressed through direct integration, leading to:

$$\begin{cases} \bar{A}_n(\tau) = \exp((\psi_1 - \bar{\alpha} \omega_{1,n}^2) \tau) \left[K_n + \int_0^{\tau} S_{1,n}(s) \exp((\bar{\alpha} \omega_{1,n}^2 - \psi_1) s) ds \right], \\ \bar{B}_n(\tau) = \exp((\psi_2 - \omega_{2,n}^2) \tau) \left[K_n + \int_0^{\tau} S_{2,n}(s) \exp((\omega_{2,n}^2 - \psi_2) s) ds \right], \end{cases} \quad (26)$$

Only K_n remains to be determined. This sequence can be found by imposing the initial conditions of (12) and using the orthogonality condition, which will be detailed in Section 5. Thus, we obtain:

$$K_n = \frac{\frac{\varphi \phi - \eta \mu}{\bar{\alpha}} \int_0^{\bar{l}} \Theta_{1,0}(y) f_{1,n}(y) dy + \int_{\bar{l}}^1 \Theta_{2,0}(y) f_{2,n}(y) dy}{\frac{\varphi \phi - \eta \mu}{\bar{\alpha}} \int_0^{\bar{l}} [f_{1,n}(y)]^2 dy + \int_{\bar{l}}^1 [f_{2,n}(y)]^2 dy}. \quad (27)$$

4 Study of eigenvalues

The spatial eigenvalues $\omega_{1,n}$ and $\omega_{2,n}$ directly depend on the temporal eigenvalues λ_n . The solution to the problem of interest can be expressed as an infinite series based on the principle of superposition. This principle assumes that the solution set of the transcendental eigenvalue equation is countably infinite, meaning there are infinitely many solutions λ_n that satisfy the eigenvalue equation.

In this work, only real eigenvalues will be considered, as we assume that neither overheating nor thermal runaway occurs in the process under study. In the case of thermal runaway, imaginary eigenvalues may appear, as discussed in [19].

This section discusses the existence of infinitely many real solutions λ_n to the eigenvalue equation, which is given by:

$$\tan(\omega_{2,n}) = \frac{\omega_{2,n} B_n - \bar{B}i_2 A_n}{\bar{B}i_2 B_n + \omega_{2,n} A_n}, \quad (28)$$

where

$$A_n = \frac{\sin(\omega_{1,n} \bar{l})}{\cos(\omega_{2,n} \bar{l})} \left(\phi \frac{\bar{B}i_1}{\omega_{1,n}} - \mu \omega_{1,n} \right) + \frac{\cos(\omega_{1,n} \bar{l})}{\cos(\omega_{2,n} \bar{l})} (\phi + \mu \bar{B}i_1) - \tan(\omega_{2,n} \bar{l}) B_n, \quad (29)$$

$$B_n = \sin(\omega_{2,n} \bar{l}) \left[\sin(\omega_{1,n} \bar{l}) \left(\phi \frac{\bar{B}i_1}{\omega_{1,n}} - \mu \omega_{1,n} \right) + \cos(\omega_{1,n} \bar{l}) (\phi + \mu \bar{B}i_1) \right] + \frac{\cos(\omega_{2,n} \bar{l})}{\omega_{2,n}} \left[\sin(\omega_{1,n} \bar{l}) \left(\eta \frac{\bar{B}i_1}{\omega_{1,n}} - \varphi \omega_{1,n} \right) + \cos(\omega_{1,n} \bar{l}) (\eta + \varphi \bar{B}i_1) \right], \quad (30)$$

with

$$\begin{cases} \omega_{1,n} = \omega_{1,n}(x) = \sqrt{\frac{x^2 + \psi_1}{\bar{\alpha}}} = \sqrt{\frac{x^2 + \bar{\nu}_1 - \bar{\alpha} \chi_1^2}{\bar{\alpha}}} = \sqrt{\frac{x^2 + \bar{\nu}_1 - \frac{Pe_1^2}{4\bar{\alpha}}}{\bar{\alpha}}}, \\ \omega_{2,n} = \omega_{2,n}(x) = \sqrt{x^2 + \psi_2} = \sqrt{x^2 + \bar{\nu}_2 - \chi_2^2} = \sqrt{x^2 + \bar{\nu}_2 - \frac{Pe_2^2}{4}} \end{cases} \quad (31)$$

and

$$\begin{cases} \psi_1 = \bar{\nu}_1 - \bar{\alpha} \chi_1^2, & \psi_2 = \bar{\nu}_2 - \chi_2^2, & \bar{B}i_1 = Bi_1^* - \chi_1, & \bar{B}i_2 = Bi_2^* - \chi_2, \\ \phi = \xi \delta, & \mu = \xi \bar{R}, & \eta = \xi (\gamma + \sigma \chi_1 - \delta \chi_2), & \varphi = \xi (\sigma - \bar{R} \chi_2), \\ \xi = \exp(\bar{l}(\chi_1 - \chi_2)), & \delta = 1 + \bar{R} \chi_1, & \chi_1 = \frac{Pe_1}{2\bar{\alpha}}, & \chi_2 = \frac{Pe_2}{2}, \\ Bi_1^* = \frac{Pe_2}{\bar{\alpha}} + \frac{Bi_1}{\bar{\kappa}}, & Bi_2^* = Pe_2 - Bi_2, & \gamma = Pe_2 - Pe_1 \frac{\bar{\kappa}}{\bar{\alpha}}, \\ \sigma = \bar{\kappa} + \bar{R} Pe_2, & \bar{l} = \frac{l}{L}, & \bar{R} = \frac{R}{L}, & \bar{\alpha} = \frac{\alpha_1}{\alpha_2}, & Pe_m = \frac{L}{\alpha_2} \beta_m, \\ \bar{\nu}_m = \frac{L^2}{\alpha_2} \nu_m, & \bar{\kappa} = \frac{\kappa_1}{\kappa_2}, & Bi_m = \frac{L}{\kappa_2} h_m. \end{cases} \quad (32)$$

Since the equation (28)-(32) is transcendental, it is not possible to obtain explicit solutions. Additionally, analytically proving that this equation has infinitely many solutions in the general case is a difficult task due to its complexity. However, the existence of such solutions can be verified numerically for each specific case.

If we denote by:

$$r(x) = \frac{\omega_{2,n}(x) B_n(x) - \bar{B}i_2 A_n(x)}{\bar{B}i_2 B_n(x) + \omega_{2,n}(x) A_n(x)}, \quad q(x) = \tan(\omega_{2,n}(x)), \quad (33)$$

showing that the eigenvalue equation has infinitely many real solutions reduces to seeing that the functions $r(x)$ and $q(x)$ intersect infinitely many times. As an example, we will observe this in two specific cases, where the thermal parameters were taken from [49], and the other physical parameters are selected to ensure that the heat transfer problem is meaningful.

Case 1. The heat transfer problem in a $Fe - Al$ bilayer body, is considered. The parameters used are listed in the following table 1:

Case 2. The heat transfer problem in a $Cu - Pb$ bilayer body, is considered. The parameters used are listed in the following table 2:

From Fig.2 the intercessions for $\lambda_n \in (-200, 200)$, can be observed. It can be inferred, for both cases, that the functions $q(x)$ and $r(x)$ intersect infinitely many times.

Parameters	Values
$\alpha_1 (\times 10^4) [m^2/s]$	0.20451
$\alpha_2 (\times 10^4) [m^2/s]$	0.84010
$\kappa_1 [W/m^\circ C]$	73
$\kappa_2 [W/m^\circ C]$	204
$L [m]$	1
$l [m]$	0.4
$h_1 [W/m^2 \circ C]$	12
$h_2 [W/m^2 \circ C]$	10
$\beta_1 [m/s]$	0.001
$\beta_2 [m/s]$	0.002
$\nu_1 [1/s]$	10
$\nu_2 [1/s]$	20
$R [m]$	0.05

Table 1: Physical parameters of case 1.

Parameters	Values
$\alpha_1 (\times 10^4) [m^2/s]$	1.12530
$\alpha_2 (\times 10^4) [m^2/s]$	0.23673
$\kappa_1 [W/m^\circ C]$	386
$\kappa_2 [W/m^\circ C]$	35
$L [m]$	2
$l [m]$	0.8
$h_1 [W/m^2 \circ C]$	10
$h_2 [W/m^2 \circ C]$	12
$\beta_1 [m/s]$	0.002
$\beta_2 [m/s]$	0.001
$\nu_1 [1/s]$	1
$\nu_2 [1/s]$	2
$R [m]$	0.07

Table 2: Physical parameters of case 2.

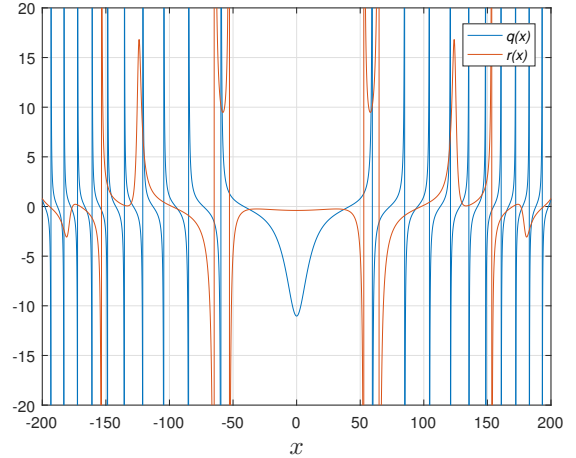
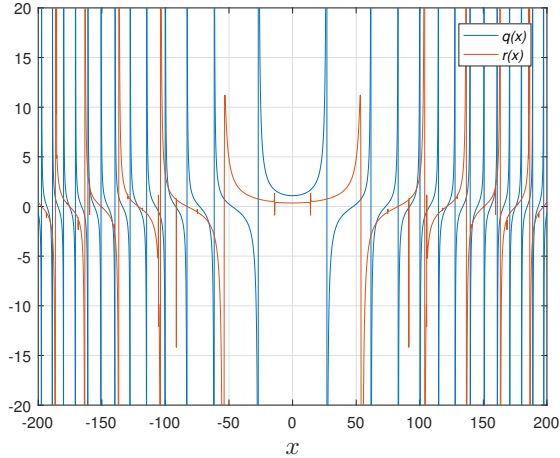


Figure 2: Scheme of intersection of the functions $q(x)$ and $r(x)$. On the left, for case 1, and on the right, for case 2.

5 Study of the orthogonality relationship

In this section, we will derive the orthogonality condition, or principle, for this problem. This result is necessary to determine the sequence K_n in (27). As shown in (15) for two indices n and j the functions $f_{1,n}$, $f_{1,j}$, $f_{2,n}$ and

$f_{2,j}$ must satisfy the following:

$$\begin{cases} \bar{\alpha} f''_{1,n}(y) + \psi_1 f_{1,n}(y) = -\lambda_n^2 f_{1,n}(y), & y \in (0, \bar{l}), \\ \bar{\alpha} f''_{1,j}(y) + \psi_1 f_{1,j}(y) = -\lambda_j^2 f_{1,j}(y), & y \in (0, \bar{l}) \end{cases} \quad (34)$$

and

$$\begin{cases} f''_{2,n}(y) + \psi_2 f_{2,n}(y) = -\lambda_n^2 f_{2,n}(y), & y \in (\bar{l}, 1), \\ f''_{2,j}(y) + \psi_2 f_{2,j}(y) = -\lambda_j^2 f_{2,j}(y), & y \in (\bar{l}, 1). \end{cases} \quad (35)$$

Multiply the first equation of (34) by $f_{1,j}$ and the second by $f_{1,n}$. Similarly, multiply the first equation of (35) by $f_{2,j}$ and the second by $f_{2,n}$. This gives rise to the following expressions:

$$\begin{cases} \bar{\alpha} f''_{1,n}(y) f_{1,j}(y) + \psi_1 f_{1,n}(y) f_{1,j}(y) = -\lambda_n^2 f_{1,n}(y) f_{1,j}(y), & y \in (0, \bar{l}), \\ \bar{\alpha} f''_{1,j}(y) f_{1,n}(y) + \psi_1 f_{1,j}(y) f_{1,n}(y) = -\lambda_j^2 f_{1,j}(y) f_{1,n}(y) & y \in (0, \bar{l}), \end{cases} \quad (36)$$

and

$$\begin{cases} f''_{2,n}(y) f_{2,j}(y) + \psi_2 f_{2,n}(y) f_{2,j}(y) = -\lambda_n^2 f_{2,n}(y) f_{2,j}(y), & y \in (\bar{l}, 1), \\ f''_{2,j}(y) f_{2,n}(y) + \psi_2 f_{2,j}(y) f_{2,n}(y) = -\lambda_j^2 f_{2,j}(y) f_{2,n}(y), & y \in (\bar{l}, 1). \end{cases} \quad (37)$$

Subtract the two expressions in (36), and similarly, do the same for (37), to obtain

$$\begin{cases} \bar{\alpha} [f''_{1,n}(y) f_{1,j}(y) - f''_{1,j}(y) f_{1,n}(y)] = (\lambda_j^2 - \lambda_n^2) f_{1,n}(y) f_{1,j}(y), & y \in (0, \bar{l}), \\ [f''_{2,n}(y) f_{2,j}(y) - f''_{2,j}(y) f_{2,n}(y)] = (\lambda_j^2 - \lambda_n^2) f_{2,n}(y) f_{2,j}(y), & y \in (\bar{l}, 1), \end{cases} \quad (38)$$

the equations in (38) are conveniently rewritten, and the first equation is then multiplied by $\frac{\varphi\phi - \eta\mu}{\bar{\alpha}}$.

$$\begin{cases} (\varphi\phi - \eta\mu) [f'_{1,n}(y) f_{1,j}(y) - f'_{1,j}(y) f_{1,n}(y)]' = \frac{\varphi\phi - \eta\mu}{\bar{\alpha}} (\lambda_j^2 - \lambda_n^2) f_{1,n}(y) f_{1,j}(y), \\ [f'_{2,n}(y) f_{2,j}(y) - f'_{2,j}(y) f_{2,n}(y)]' = (\lambda_j^2 - \lambda_n^2) f_{2,n}(y) f_{2,j}(y), \end{cases} \quad (39)$$

the equalities are integrated over their respective intervals of definition and then added. This yields,

$$\begin{aligned} & (\lambda_j^2 - \lambda_n^2) \left\{ \frac{\varphi\phi - \eta\mu}{\bar{\alpha}} \int_0^{\bar{l}} f_{1,n}(y) f_{1,j}(y) dy + \int_{\bar{l}}^1 f_{2,n}(y) f_{2,j}(y) dy \right\} \\ & = (\varphi\phi - \eta\mu) [f'_{1,n}(y) f_{1,j}(y) - f'_{1,j}(y) f_{1,n}(y)] \Big|_0^{\bar{l}} \\ & \quad + [f'_{2,n}(y) f_{2,j}(y) - f'_{2,j}(y) f_{2,n}(y)] \Big|_{\bar{l}}^1, \end{aligned} \quad (40)$$

after performing operations on the term on the right-hand side and applying the boundary conditions from (15), we obtain:

$$\begin{aligned} & (\lambda_j^2 - \lambda_n^2) \left\{ \frac{\varphi\phi - \eta\mu}{\bar{\alpha}} \int_0^{\bar{l}} f_{1,n}(y) f_{1,j}(y) dy + \int_{\bar{l}}^1 f_{2,n}(y) f_{2,j}(y) dy \right\} \\ & = (\varphi\phi - \eta\mu) [f'_{1,n}(\bar{l}) f_{1,j}(\bar{l}) - f'_{1,j}(\bar{l}) f_{1,n}(\bar{l})] + [f'_{2,j}(\bar{l}) f_{2,n}(\bar{l}) - f'_{2,n}(\bar{l}) f_{2,j}(\bar{l})], \end{aligned} \quad (41)$$

From the interface conditions of (15), it follows

$$\begin{aligned}
& (\lambda_j^2 - \lambda_n^2) \left\{ \frac{\varphi\phi - \eta\mu}{\bar{\alpha}} \int_0^{\bar{l}} f_{1,n}(y) f_{1,j}(y) dy + \int_{\bar{l}}^1 f_{2,n}(y) f_{2,j}(y) dy \right\} \\
& = (\varphi\phi - \eta\mu) [f'_{1,n}(\bar{l}) f_{1,j}(\bar{l}) - f'_{1,j}(\bar{l}) f_{1,n}(\bar{l})] \\
& \quad - [(\eta f_{1,n}(\bar{l}) + \varphi f'_{1,n}(\bar{l})) (\phi f_{1,j}(\bar{l}) + \mu f'_{1,j}(\bar{l}))] \\
& \quad + (\eta f_{1,j}(\bar{l}) + \varphi f'_{1,j}(\bar{l})) (\phi f_{1,n}(\bar{l}) + \mu f'_{1,n}(\bar{l})).
\end{aligned} \tag{42}$$

By performing algebraic operations, the orthogonality condition is obtained. For $n \neq j$ it holds that

$$(\lambda_j^2 - \lambda_n^2) \left\{ \frac{\varphi\phi - \eta\mu}{\bar{\alpha}} \int_0^{\bar{l}} f_{1,n}(y) f_{1,j}(y) dy + \int_{\bar{l}}^1 f_{2,n}(y) f_{2,j}(y) dy \right\} = 0. \tag{43}$$

6 Consistency of the solution

There are several ways to analyze the consistency of the solution obtained with those found in the literature. In [19] the authors consider a situation similar to the one addressed here, but with simpler characteristics that are of special interest for this analysis. In that article, external heat sources are neglected, and thermal contact resistance at the interface is not considered. We aim to verify that under these assumptions, both solutions are equivalent.

In this case, with no external heat sources, we have $s_1 = s_2 = 0$. Furthermore, since the thermal resistance at the interface is neglected, $R = 0$.

Given that the external sources are zero ($s_1 = s_2 = 0$), the problem reduces to solving the associated homogeneous system given by:

$$\begin{cases} \Theta_1^H(y, \tau) = \sum_{n=1}^{\infty} K_n [A_{1,n} \cos(\omega_{1,n} y) + B_{1,n} \sin(\omega_{1,n} y)] \exp(-\lambda_n^2 \tau), \\ \Theta_2^H(y, \tau) = \sum_{n=1}^{\infty} K_n [A_{2,n} \cos(\omega_{2,n} y) + B_{2,n} \sin(\omega_{2,n} y)] \exp(-\lambda_n^2 \tau), \end{cases} \tag{44}$$

where

$$\begin{cases} \omega_{1,n} = \omega_{1,n}(\lambda_n) = \sqrt{\frac{\lambda_n^2 + \psi_1}{\bar{\alpha}}} = \sqrt{\frac{\lambda_n^2 + \bar{\nu}_1 - \bar{\alpha}\chi_1^2}{\bar{\alpha}}} = \sqrt{\frac{\lambda_n^2 + \bar{\nu}_1 - \frac{Pe_1^2}{4\bar{\alpha}}}{\bar{\alpha}}}, \\ \omega_{2,n} = \omega_{2,n}(\lambda_n) = \sqrt{\lambda_n^2 + \psi_2} = \sqrt{\lambda_n^2 + \bar{\nu}_2 - \chi_2^2} = \sqrt{\lambda_n^2 + \bar{\nu}_2 - \frac{Pe_2^2}{4}}. \end{cases} \tag{45}$$

wich $A_{1,n} = 1$, $B_{1,n} = \frac{\bar{B}i_1}{\omega_{1,n}}$, $A_{2,n} = A_n$ and $B_{2,n} = B_n$ where

$$A_n = \frac{\sin(\omega_{1,n} \bar{l})}{\cos(\omega_{2,n} \bar{l})} \left(\phi \frac{\bar{B}i_1}{\omega_{1,n}} - \mu \omega_{1,n} \right) + \frac{\cos(\omega_{1,n} \bar{l})}{\cos(\omega_{2,n} \bar{l})} (\phi + \mu \bar{B}i_1) - \tan(\omega_{2,n} \bar{l}) B_n \tag{46}$$

and

$$\begin{aligned}
B_n = \sin(\omega_{2,n} \bar{l}) & \left[\sin(\omega_{1,n} \bar{l}) \left(\phi \frac{\bar{B}i_1}{\omega_{1,n}} - \mu \omega_{1,n} \right) + \cos(\omega_{1,n} \bar{l}) (\phi + \mu \bar{B}i_1) \right] \\
& + \frac{\cos(\omega_{2,n} \bar{l})}{\omega_{2,n}} \left[\sin(\omega_{1,n} \bar{l}) \left(\eta \frac{\bar{B}i_1}{\omega_{1,n}} - \varphi \omega_{1,n} \right) + \cos(\omega_{1,n} \bar{l}) (\eta + \varphi \bar{B}i_1) \right].
\end{aligned} \tag{47}$$

The eigenvalues λ_n are the infinitely many solutions of the equation

$$\tan(\omega_{2,n}) = \frac{\omega_{2,n} B_n - \bar{B}i_2 A_n}{\bar{B}i_2 B_n + \omega_{2,n} A_n}. \quad (48)$$

Finally, K_n is determined from the initial conditions using the orthogonality principle discussed in section 5.

$$K_n = \frac{\frac{\varphi\phi - \eta\mu}{\bar{\alpha}} \int_0^{\bar{l}} \Theta_{1,0}(y) f_{1,n}(y) dy + \int_{\bar{l}}^1 \Theta_{2,0}(y) f_{2,n}(y) dy}{\frac{\varphi\phi - \eta\mu}{\bar{\alpha}} \int_0^{\bar{l}} [f_{1,n}(y)]^2 dy + \int_{\bar{l}}^1 [f_{2,n}(y)]^2 dy}. \quad (49)$$

The only remaining step is to impose the absence of contact resistance at the interface. To achieve this, we need to evaluate the equations (44)-(49) with $R = 0$. The parameters affected by these changes are:

$$\phi = \xi, \quad \mu = 0, \quad \varphi = \xi \bar{\kappa} \quad \eta = \xi (\gamma + \bar{\kappa} \chi_1 - \chi_2). \quad (50)$$

In summary, when we examine the solution (derived in this article) for the specific case of transient heat transfer with no thermal sources and neglecting contact resistance at the interface, it is found that the solution satisfies the conditions provided by the authors in [19].

7 Numerical Modelling

The analytical solution of such problems involves a significant numerical burden, making it complex to obtain temperature profiles for specific cases. Consequently, these problems are often modeled using numerical methods that facilitate graphing different temperature profiles and extracting relevant information.

The finite difference method is frequently employed for evolutionary heat transfer problems. In the context of multilayer bodies, handling the junction between different materials can be challenging, especially when temperature continuity is not maintained. Some authors have addressed this issue by introducing virtual or artificial layers; see, for example, [1].

In this work, we propose an explicit second-order finite difference method, using a forward scheme in time and a centered scheme in space, with specific adaptations at the boundaries and interface. At the right boundary, we apply backward differences, while at the left boundary, we use forward differences. For the interface, the approach involves forward or backward differences depending on whether the material to the left or right is considered. Specifically, the first-order discretization at the interface is given by:

$$\frac{\partial T_1}{\partial x}(l, t) = \frac{1}{\Delta x} (T_{n_l, j}^1 - T_{n_l-1, j}^1), \quad \frac{\partial T_2}{\partial x}(l, t) = \frac{1}{\Delta x} (T_{n_l+1, j}^2 - T_{n_l, j}^2). \quad (51)$$

In order to implement the numerical method, two uniform 2D partitions are defined in the spatial variable x and the time variable t as a discrete set \mathcal{P} that satisfies:

$$\begin{cases} \mathcal{P}_1 = \{(x_i, t_j) / i = 1, 2, \dots, n_l; j = 1, 2, \dots, J; x_i \in \mathcal{P}_x^1, t_j \in \mathcal{P}_t\}, \\ \mathcal{P}_2 = \{(x_i, t_j) / i = n_l, n_l+1, \dots, n_L; j = 1, 2, \dots, J; x_i \in \mathcal{P}_x^2, t_j \in \mathcal{P}_t\}, \end{cases} \quad (52)$$

where

$$\begin{cases} \mathcal{P}_x^1 = \{x_1 < \dots < x_i < \dots < x_{n_l}, x_i = (i-1)\Delta x, i = 1, 2, \dots, n_l\} \\ \mathcal{P}_x^2 = \{x_{n_l} < \dots < x_i < \dots < x_{n_L}, x_i = (i-1)\Delta x, i = n_l, n_l+1, \dots, n_L\} \end{cases} \quad (53)$$

and

$$\mathcal{P}_t = \{t_1 < t_2 < \dots < t_j < \dots < t_M, t_j = (j-1)\Delta t, j = 1, 2, \dots, J\}. \quad (54)$$

Specifically, \mathcal{P}_x^i with $i = 1, 2$ denotes the partition of the spatial variable x associated with T_i , while \mathcal{P}_t denotes the corresponding partition associated with the time variable t . The values of Δx and Δt correspond to the spatial and temporal discretization steps, respectively. These values are numerically determined and defined on an equidistant (uniform) grid as $\Delta x = x_i - x_{i-1}$ and $\Delta t = t_j - t_{j-1}$.

To find the numerical solution to the heat transfer problem under study, equations (1)-(5) are discretized according to this scheme. Consequently, the following algebraic system can be derived:

$$\begin{cases} T_{i,j+1}^1 = \zeta_{11} T_{i+1,j}^1 + \zeta_{12} T_{i,j}^1 + \zeta_{13} T_{i-1,j}^1 + P_{i,j}^1, & i = 2, \dots, n_{l-1}, j = 2, \dots, J, \\ T_{i,j+1}^2 = \zeta_{21} T_{i+1,j}^2 + \zeta_{22} T_{i,j}^2 + \zeta_{23} T_{i-1,j}^2 + P_{i,j}^2, & i = n_{l+1}, \dots, n_{L-1}, j = 2, \dots, J, \\ T_{i,j}^1 = T_i^1, & i = 1, 2, \dots, n_l, j = 1, \\ T_{i,j}^2 = T_i^2, & i = n_l, \dots, n_L, j = 1, \\ T_{i,j}^1 = \epsilon_1 T_{i+1,j}^1, & i = 1, j = 2, \dots, J, \\ T_{i,j}^2 = \epsilon_2 T_{i-1,j}^2, & i = n_L, j = 2, \dots, J, \\ T_{i,j}^1 = v_{11} T_{i-1,j}^1 + v_{12} T_{i+1,j}^2, & i = n_l, j = 2, \dots, J, \\ T_{i,j}^2 = v_{21} T_{i-1,j}^1 + v_{22} T_{i+1,j}^2, & i = n_l, j = 2, \dots, J, \end{cases} \quad (55)$$

where

$$\begin{cases} \zeta_{11} = \frac{\alpha_1 \Delta t}{(\Delta x)^2} - \frac{\beta_1 \Delta t}{2 \Delta x}, & \zeta_{12} = 1 - 2 \frac{\alpha_1 \Delta t}{(\Delta x)^2} + \nu_1 \Delta t, & \zeta_{13} = \frac{\alpha_1 \Delta t}{(\Delta x)^2} + \frac{\beta_1 \Delta t}{2 \Delta x}, \\ \zeta_{21} = \frac{\alpha_2 \Delta t}{(\Delta x)^2} - \frac{\beta_2 \Delta t}{2 \Delta x}, & \zeta_{22} = 1 - 2 \frac{\alpha_2 \Delta t}{(\Delta x)^2} + \nu_2 \Delta t, & \zeta_{23} = \frac{\alpha_2 \Delta t}{(\Delta x)^2} + \frac{\beta_2 \Delta t}{2 \Delta x}, \\ P_{i,j}^1 = s_{i,j}^1 \Delta t, & P_{i,j}^2 = s_{i,j}^2 \Delta t, & \epsilon_1 = \frac{1}{1 + \Delta x \Pi_1}, & \epsilon_2 = \frac{1}{1 - \Delta x \Pi_2}, \\ \Pi_1 = \frac{\beta_1}{\alpha_1} + \frac{h_1}{\kappa_1}, & \Pi_2 = \frac{\beta_2}{\alpha_2} - \frac{h_2}{\kappa_2}, & v_{11} = \frac{\kappa_1 + \kappa_2 \Omega Z_2}{\Lambda}, & v_{12} = \frac{\kappa_2}{\Lambda}, \\ v_{21} = \frac{\kappa_1 (\Omega + 1) - \kappa_1 \Omega Z_1}{\Lambda}, & v_{22} = \frac{\kappa_2 (\Omega + 1)}{\Lambda}, & \Lambda = \kappa_1 Z_1 + \kappa_2 Z_2 (\Omega + 1), \\ \Omega = \frac{R}{\Delta x}, & Z_1 = 1 - \frac{\beta_1}{\alpha_1} \Delta x, & Z_2 = 1 + \frac{\beta_2}{\alpha_2} \Delta x. \end{cases} \quad (56)$$

The convergence and stability conditions of this method are documented in the literature [50]. For the problem addressed here, these conditions take the form:

$$\left(\frac{\beta_1 \Delta t}{2 \Delta x} \right)^2 < 2 \frac{\alpha_1 \Delta t}{(\Delta x)^2} < 1, \quad \left(\frac{\beta_2 \Delta t}{2 \Delta x} \right)^2 < 2 \frac{\alpha_2 \Delta t}{(\Delta x)^2} < 1. \quad (57)$$

Under these conditions, it is guaranteed a precision of first order in time and of second order in space for the algebraic problem (55)-(56).

8 Numerical Example

To perform the numerical example, a non-parallel computational scheme is implemented in MATLAB. The simulated results are obtained within few minutes using an Intel(R) Core(TM) i7-6700K 4 GHz processor. In all cases, it is assumed that the dissipative fluid is air at normal pressure. The convective heat transfer coefficients h_1 and h_2 are determined according to [51], and the thermal parameters of the materials are taken from [49] and summarized in the following table.

Materials	Symbol	$\alpha^2 (\times 10^4) [m^2/s]$	$\kappa [W/m^\circ C]$
Lead	Pb	0.23673	35
Iron	Fe	0.20451	73
Nickel	Ni	0.22663	90
Aluminium	Al	0.84010	204
Copper	Cu	1.12530	386
Silver	Ag	1.70140	419

Table 1: Thermal properties of different materials.

Example 1. For this example, the following parameters are considered: $L = 1 m$, $l = 0.4 m$, $t_\infty = 72000 s = 20 h$, $\beta_1 = \beta_2 = 0.02 m/s$, $\nu_1 = \nu_2 = -0.0003 1/s$, $R = 0.05 m$.

The initial conditions are $T_{1,0}(x) = T_{2,0}(x) = 0$ and the heat generation source $s(x, t)$ is a continuous and differentiable function given by:

$$\begin{cases} s_1(x, t) = \frac{25}{l T^2} \frac{^\circ C}{m s} x(x-l)t(t-t_\infty), & (x, t) \in [0, l] \times [0, t_\infty], \\ s_2(x, t) = \frac{25}{(L-l) T^2} \frac{^\circ C}{m s} (x-l)(x-L)t(t-t_\infty), & (x, t) \in [l, L] \times [0, t_\infty]. \end{cases} \quad (58)$$

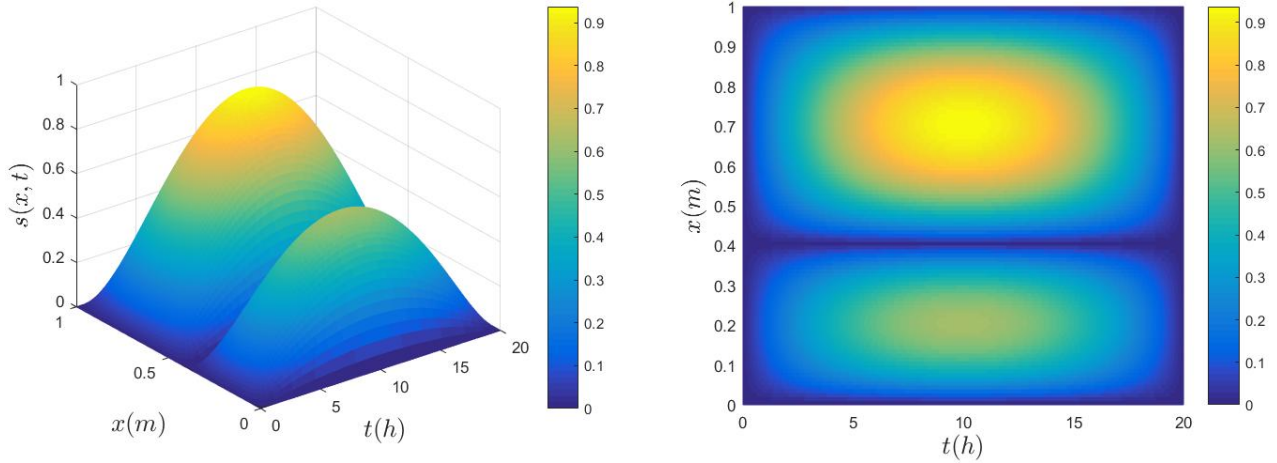


Figure 3: Heat source.

The thermal source acting on the body is of fundamental importance as it directly affects the functional form of the temperature profiles. The source given by (58) is an interesting function because it models heating that originates from the center of each layer and decreases towards the edges, where heat generation is zero. In figure 3, it can be observed that the maximum heating rate in the first layer is $0.5^\circ C/s$ and in the second layer, it is approximately $0.90^\circ C/s$. These maximum heat generation sources occur at $x = 0.2 m$, $t = 10 h$ for the first layer and at $x = 0.7 m$, $t = 10 h$ for the second layer.

Figure 4 shows the temperature difference at the interface due to the thermal jump. On the left, the difference profiles for *Pb – Material* are plotted, while the difference profiles for *Material – Fe* are shown on the right. Different materials are considered in both cases. Note that in most cases, this difference is positive, which results

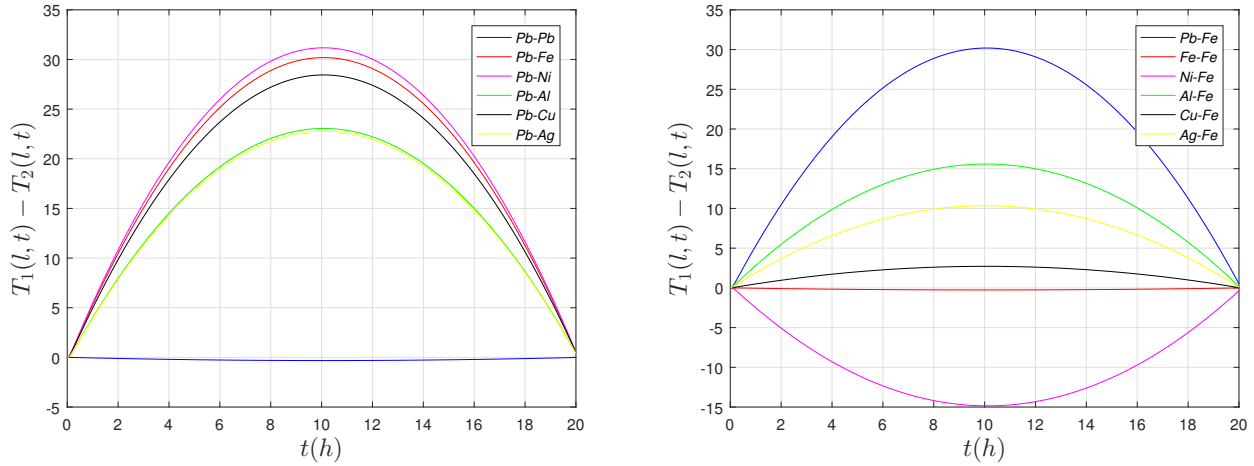


Figure 4: Temperature difference between the layers (interface), *Pb – Material* (left) and *Material – Fe* (right) for different materials.

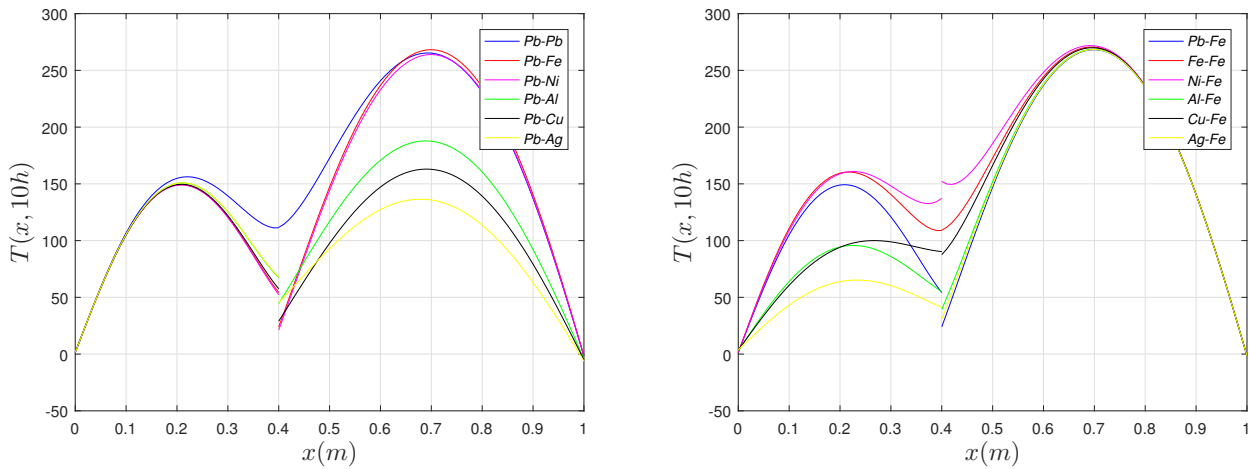


Figure 5: Temperature for $t = 10h$, *Pb – Material* (left) and *Material – Fe* (right).

from the relationship between the thermal diffusivities. Additionally, in all cases, it can be observed that the maximum temperature difference occurs at $t = 10 h$.

Figure 5 shows the spatial temperature profiles for $t = 10 h$, where the temperature function is defined by:

$$T(x, t) = \begin{cases} T_1(x, t), & (x, t) \in [0, l] \times [0, t_\infty], \\ T_2(x, t), & (x, t) \in [l, L] \times [0, t_\infty]. \end{cases} \quad (59)$$

On the left, the spatial temperature profiles for *Pb – Material* are plotted, while on the right, the corresponding profiles for *Material – Fe* are shown. In both situations, temperature discontinuities at the interface are observed; these discontinuities increase as the differences in thermal conductivity and diffusivity become larger. This observation aligns with the physics of the problem.

As an example, Figure 6 shows the space-time temperature function for an *Ag – Cu* body. It is observed that the maximum temperature slightly exceeds $160^\circ C$ and the temperature discontinuity is located at $x = 0.4 m$, becoming more noticeable around $t = 10 h$.

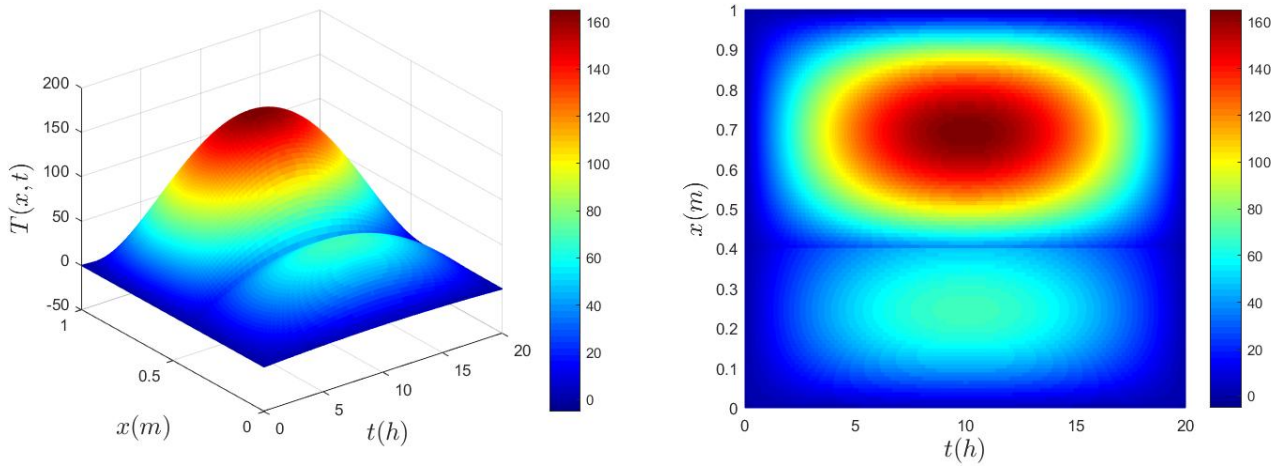


Figure 6: Temperature distribution for $Ag - Cu$.

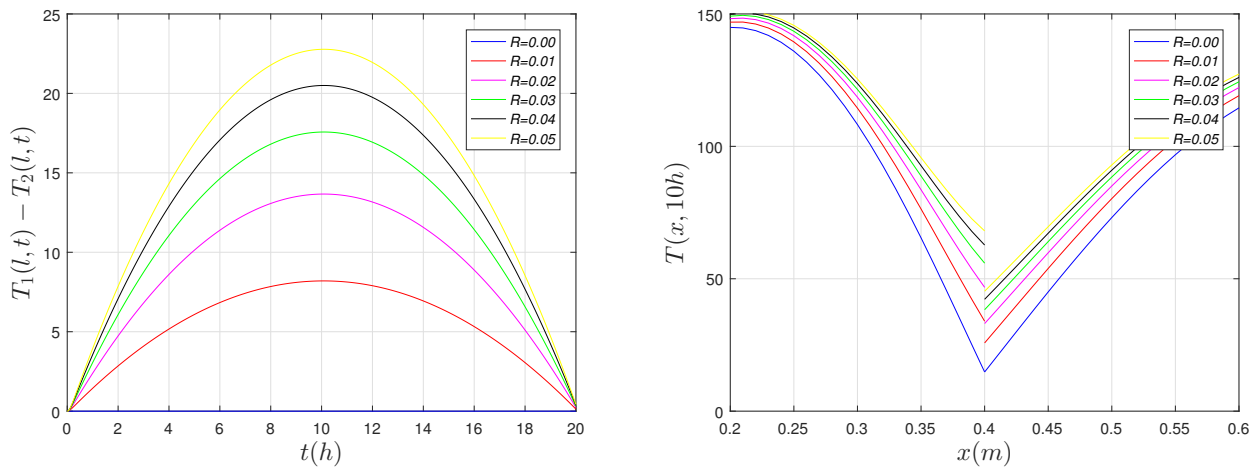


Figure 7: Distribution of temperature differences at the interface for $Pb - Ag$ considering different thermal resistances.

Finally, Figure 7 shows the spatial profile of the temperature difference at the interface for a $Pb - Ag$ body with different values of thermal resistance. It can be seen that the temperature difference increases as the resistance value rises. Additionally, the difference becomes more pronounced at $t = 10 h$.

Note 2. Since a stable and convergent numerical scheme is employed with an appropriate integration step, as demonstrated in the literature, similar configurations will indeed yield analogous results.

Note 3. The results presented in this article are applicable to any type of material, provided that the specified conditions and assumptions are upheld. This applicability is due to the fact that both the analytical and numerical solutions depend solely on the thermal conductivity and diffusivity coefficients of the materials.

9 Conclusions

This paper presents a theoretical analysis of a one-dimensional heat transfer problem in a two-layer body. The analysis includes diffusion, advection, internal heat generation or loss that varies linearly with temperature in each layer, and heat generation from external sources. Additionally, the thermal resistance at the interface between the two materials is considered.

An analytical solution to the problem is derived using dimensionless variable transformations, differential equation techniques such as separation of variables, Fourier methods, and the principle of superposition. The analysis reveals that the associated eigenvalue equation has infinitely many solutions and the orthogonality condition is established. The analytical solution is shown to be consistent with previous literature for simpler cases, validating the approach used in this study.

Furthermore, a convergent finite difference method is proposed, incorporating a specialized treatment at the interface which results in a mixed finite difference scheme. This method effectively models the problem, offering valuable insights into temperature profiles and material behavior under varying conditions. The numerical results obtained align with the physical expectations of the problem. Specifically, the space-time temperature profiles exhibit a functional form similar to that of the source, and the behavior of different materials is consistent to their diffusivity and thermal conductivity: more diffusive materials exhibit a more rapid increase in temperature, while materials with higher thermal conductivity achieve higher temperatures.

References:

- [1] W.-b. Yuan, N. Yu, L.-y. Li, Y. Fang, *Heat transfer analysis in multi-layered materials with interfacial thermal resistance*. *Composite Structures* **293** (2022), 115728. <https://doi.org/10.1016/j.compstruct.2022.115728>
- [2] J.K. Carson, *Modelling thermal diffusivity of heterogeneous materials based on thermal diffusivities of components with implications for thermal diffusivity and thermal conductivity measurement*. *International Journal of Thermophysics* **43** (2022), 108. <https://doi.org/10.1007/s10765-022-03037-6>
- [3] L. Zhou, M. Parhizi, A. Jain, *Theoretical modeling of heat transfer in a multilayer rectangular body with spatially-varying convective heat transfer boundary condition*. *International Journal of Thermal Sciences* **170** (2021), 107156. <https://doi.org/10.1016/j.ijthermalsci.2021.107156>
- [4] R. Yavaraj, D. Senthilkumar, *Numerical analysis of non-Fourier heat conduction dynamics in the composite layer*. *Journal of Mechanical Engineering and Sciences* **17**(3) (2023), pp. 9597–9615. <https://doi.org/10.15282/jmes.17.3.2023.6.0760>
- [5] R.I. Hickson, S.I. Barry, G.N. Mercer, *Critical times in multilayer diffusion. Part I: Exact solutions*. *International Journal of Heat and Mass Transfer* **52** (2009), pp. 5776–5783. <https://doi.org/10.1016/j.ijheatmasstransfer.2009.08.013>
- [6] J.F. Counce, S.I. Barry, G.N. Mercer, *A spatially dependent model for washing wool*. *Applied Mathematical Modelling* **32**(4) (2008), pp. 389–404. <https://doi.org/10.1016/j.apm.2006.12.010>
- [7] C. Liu, W.P. Ball, *Analytical modeling of diffusion-limited contamination and decontamination in a two-layer porous medium*. *Advances in Water Resources* **21**(4) (1998), pp. 297–313. [https://doi.org/10.1016/S0309-1708\(96\)00062-0](https://doi.org/10.1016/S0309-1708(96)00062-0)
- [8] G. Liu, B.C. Si, *Analytical modeling of one-dimensional diffusion in layered systems with position-dependent diffusion coefficients*. *Advances in Water Resources* **31**(2) (2008), pp. 251–268. <https://doi.org/10.1016/j.advwatres.2007.08.008>
- [9] S. Mitragotri, Y.G. Anissimov, A.L. Bunge, H.F. Frasch, R.H. Guy, J. Hadgraft, G.B. Kasting, M.E. Lane, M.S. Roberts, *Mathematical models of skin permeability: An overview*. *International Journal of Pharmaceutics* **418**(1) (2011), pp. 115–129. <https://doi.org/10.1016/j.ijpharm.2011.02.023>
- [10] S. McGinty, S. McKee, R.M. Wadsworth, C. McCormick, *Modelling drug-eluting stents*. *Mathematical Medicine and Biology* **28**(1) (2011), pp. 1–29. <https://doi.org/10.1093/imamb/dqq003>

- [11] G. Liu, B.C. Si, *Multi-layer diffusion model and error analysis applied to chamber-based gas fluxes measurements*. Agricultural and Forest Meteorology **149**(1) (2009), pp. 169–178. <https://doi.org/10.1016/j.agrformet.2008.07.012>
- [12] R. Pasupuleti, Y. Wang, I. Shabalina, L.Y. Li, Z. Liu, S. Grove, *Modelling of moisture diffusion in multilayer woven fabric composites*. Computational Materials Science **50**(5) (2011), pp. 1675–1680. <https://doi.org/10.1016/j.commatsci.2010.12.028>
- [13] F. de Monte, *Transient heat conduction in one-dimensional composite slab. A ‘natural’ analytic approach*. International Journal of Heat and Mass Transfer **43**(19) (2000), pp. 3607–3619. [https://doi.org/10.1016/S0017-9310\(00\)00008-9](https://doi.org/10.1016/S0017-9310(00)00008-9)
- [14] D. Mantzavinos, M.G. Papadomanolaki, Y.G. Saridakis, A.G. Sifalakis, *Fokas transform method for a brain tumor invasion model with heterogeneous diffusion in 1 + 1 dimensions*. Applied Numerical Mathematics **104** (2016), pp. 47–61. <https://doi.org/10.1016/j.apnum.2014.09.006>
- [15] S.M. Becker, *Analytic one dimensional transient conduction into a living perfuse/non-perfuse two layer composite system*. Heat and Mass Transfer **48** (2012), pp. 317–327. <https://doi.org/10.1007/s00231-011-0886-5>
- [16] T.M. Bandhauer, S. Garimella, T.F. Fuller, *A critical review of thermal issues in Lithium-ion batteries*. Journal of The Electrochemical Society **158**(3) (2011), pp. R1–R25. <http://dx.doi.org/10.1149/1.3515880>
- [17] L. Choobineh, A. Jain, *An explicit analytical model for rapid computation of temperature field in a three-dimensional integrated circuit (3D IC)*. International Journal of Thermal Sciences **87** (2015), pp. 103–109. <https://doi.org/10.1016/j.ijthermalsci.2014.08.012>
- [18] F. de Monte, *An analytic approach to the unsteady heat conduction processes in one-dimensional composite media*. International Journal of Heat and Mass Transfer **45**(6) (2002), pp. 1333–1343. [https://doi.org/10.1016/S0017-9310\(01\)00226-5](https://doi.org/10.1016/S0017-9310(01)00226-5)
- [19] A. Jain, L. Zhou, M. Parhizi, *Multilayer one-dimensional Convection-Diffusion-Reaction (CDR) problem: Analytical solution and imaginary eigenvalue analysis*. International Journal of Heat and Mass Transfer **177** (2021), 121465. <https://doi.org/10.1016/j.ijheatmasstransfer.2021.121465>
- [20] C.J. Dias, *A method of recursive images to solve transient heat diffusion in multilayer materials*. International Journal of Heat and Mass Transfer **85** (2015), pp. 1075–1083. <http://dx.doi.org/10.1016/j.ijheatmasstransfer.2015.01.138>
- [21] C-C. Ma, S-W Chang, *Analytical exact solutions of heat conduction problems for anisotropic multilayered media*. International Journal of Heat and Mass Transfer **47**(8) (2004), pp. 1643–1655. <https://doi.org/10.1016/j.ijheatmasstransfer.2003.10.022>
- [22] D. Rubio, D.A. Tarzia, G.F. Umbricht, *Heat transfer process with solid-solid interface: Analytical and numerical solutions*. WSEAS Transactions on Mathematics **20** (2021), pp. 404–414. <https://doi.org/10.37394/23206.2021.20.42>
- [23] R.B. Goldner, K.K. Wong, T.E. Haas, *One-dimensional diffusion into a multilayer structure: An exact solution for a bilayer*. Journal of Applied Physics **72** (1992), pp. 4674–4676. <https://doi.org/10.1063/1.352072>
- [24] O.K. Dudko, A.M. Berezhkovskii, G.H. Weiss, *Diffusion in the presence of periodically spaced permeable membranes*. The Journal of Chemical Physics **121**(22) (2004), pp. 11283–11288. <https://doi.org/10.1063/1.1814055>
- [25] N. Simões, A. Tadeu, *Fundamental solutions for transient heat transfer by conduction and convection in an unbounded, half-space, slab and layered media in the frequency domain*. Engineering Analysis with Boundary Elements **29**(12) (2005), pp. 1130–1142. <https://doi.org/10.1016/j.enganabound.2005.06.002>
- [26] M.R. Rodrigo, A.L. Worthy, *Solution of multilayer diffusion problems via the Laplace transform*. Journal of Mathematical Analysis and Applications **444**(1) (2016), pp. 475–502. <https://doi.org/10.1016/j.jmaa.2016.06.042>
- [27] B.T. Johansson, D. Lesnic, *A method of fundamental solutions for transient heat conduction in layered materials*. Engineering Analysis with Boundary Elements **33**(12) (2009), pp. 1362–1367. <https://doi.org/10.1016/j.enganabound.2009.04.014>

- [28] G.F. Umbricht, D. Rubio, D.A. Tarzia, *Determination of thermal conductivities in multilayer materials*. WSEAS Transactions on Heat and Mass Transfer **17** (2022), pp. 188–195. <https://doi.org/10.37394/232012.2022.17.20>
- [29] D. Rubio, G.F. Umbricht, N. Saintier, M. Morvidone, D.A. Tarzia, *Non-invasive study to determine changes in physical properties of multilayer materials*. MRS Advances **7** (2022), pp. 1115–1119. <https://doi.org/10.1557/s43580-022-00463-4>
- [30] G.F. Umbricht, D.A. Tarzia, D. Rubio, *Determination of two homogeneous materials in a bar with solid-solid interface*. Mathematical Modelling of Engineering Problems **9**(3) (2022), pp. 568–576. <https://doi.org/10.18280/mmep.090302>
- [31] G.F. Umbricht, D. Rubio, D.A. Tarzia, *Estimation of a thermal conductivity in a stationary heat transfer problem with a solid-solid interface*. International Journal of Heat and Technology **39**(2) (2021), pp. 337–344. <https://doi.org/10.18280/ijht.390202>
- [32] G.F. Umbricht, D. Rubio, D.A. Tarzia, *Estimation technique for a contact point between two materials in a stationary heat transfer problem*. Mathematical Modelling of Engineering Problems **7**(4) (2020), pp. 607–613. <https://doi.org/10.18280/mmep.070413>
- [33] K. Shah, D. Chalise, A. Jain, *Experimental and theoretical analysis of a method to predict thermal runaway in Li-ion cells*. Journal of Power Sources **330** (2016), pp. 167–174. <https://doi.org/10.1016/j.jpowsour.2016.08.133>
- [34] I. Esho, K. Shah, A. Jain, *Measurements and modeling to determine the critical temperature for preventing thermal runaway in Li-ion cells*. Applied Thermal Engineering **145** (2018), pp. 287–294. <https://doi.org/10.1016/j.applthermaleng.2018.09.016>
- [35] H. Pennes, K. Shah, A. Jain, *Analysis of tissue and arterial blood temperature in the resting human forearm*. Journal of Applied Physiology **1**(2) (1948), pp. 93–122. <http://dx.doi.org/10.1152/jappl.1948.1.2.93>
- [36] S.M. Becker, H. Herwing, *One dimensional transient heat conduction in segmented fin-like geometries with distinct discrete peripheral convection*. International Journal of Thermal Sciences **71** (2013), pp. 148–162. <https://doi.org/10.1016/j.ijthermalsci.2013.04.004>
- [37] M. Skyllas-Kazacos, M.H. Chakrabarti, S.A. Hajimolana, F.S. Mjalli, M. Saleem, *Progress in flow battery research and development*. Journal of The Electrochemical Society **158**(8) (2011), pp. R55–R79. <https://doi.org/10.1149/1.3599565>
- [38] A.S. Kim, *Complete analytic solutions for convection-diffusion-reaction-source equations without using an inverse Laplace transform*. Scientific Reports **10** (2020), 8040. <https://doi.org/10.1038/s41598-020-63982-w>
- [39] G.F. Umbricht, D. Rubio, *Optimal estimation of thermal diffusivity in an energy transfer problem*. WSEAS Transactions on Fluid Mechanics **16** (2021), pp. 222–231. <https://doi.org/10.37394/232013.2021.16.21>
- [40] L. Zhou, M. Parhizi, A. Jain, *Temperature distribution in a multi-layer cylinder with circumferentially-varying convective heat transfer boundary conditions*. International Journal of Thermal Sciences **160** (2021), 106673. <https://doi.org/10.1016/j.ijthermalsci.2020.106673>
- [41] H. Yang, Y. Tang, P. Yang, *Factors influencing thermal transport across graphene/metal interfaces with van der Waals interactions*. Nanoscale **11**(30) (2019), pp. 14155–14163. <http://dx.doi.org/10.1039/C9NR03538A>
- [42] D. Li, H. Yang, L. Li, P. Yang, *Numerical investigation of thermal conductivity of Cu/graphene/Cu interface*. Applied Physics Letters **123**(4) (2023), 041602. <https://doi.org/10.1063/5.0154796>
- [43] H. Yang, S. Gao, Y. Pan, P. Yang, *Manipulating heat transfer at graphene/silicon interface with nitrogen doping*. International Communications in Heat and Mass Transfer **155** (2024), 107521. <https://doi.org/10.1016/j.icheatmasstransfer.2024.107521>
- [44] H. Yang, Y. Shen, L. Li, Y. Pan, P. Yang, *Surface modification to induce efficient heat transfer at graphene/silicon heterointerface*. Applied Thermal Engineering **238** (2024), 121913. <https://doi.org/10.1016/j.applthermaleng.2023.121913>
- [45] H.A. Basha, F.S. El Habel, *Analytical solution of the one-dimensional time-dependent transport equation*. Water Resources Research **29**(9) (1993), pp. 3209–3214. <https://doi.org/10.1029/93WR01038>

- [46] V.K. Bharati, V.P. Singh, A. Sanskritayn, N. Kumar, *Analytical solution of advection-dispersion equation with spatially dependent dispersivity*. Journal of Engineering Mechanics **143**(11) (2017), pp. 1–11. [http://dx.doi.org/10.1061/\(asce\)em.1943-7889.0001346](http://dx.doi.org/10.1061/(asce)em.1943-7889.0001346)
- [47] P. Das, S. Begam, M.K. Singh, *Mathematical modeling of groundwater contamination with varying velocity field*. Journal of Hydrology and Hydromechanics **65**(2) (2017), pp. 192–204. <https://doi.org/10.1515/johh-2017-0013>
- [48] A. Sanskritayn, H. Suk, N. Kumar, *Analytical solutions for solute transport in groundwater and riverine flow using Greens function method and pertinent coordinate transformation method*. Journal of Hydrology **547** (2017), pp. 517–533. <https://doi.org/10.1016/j.jhydrol.2017.02.014>
- [49] Y.A. Cengel, *Heat and mass transfer: A practical approach*. McGraw-Hill, New York (2007).
- [50] K.W. Morton, D.F. Mayers, *Numerical solution of partial differential equations*. Cambridge University Press, Cambridge (2005). <http://dx.doi.org/10.1017/CBO9780511812248>
- [51] G.F. Umbricht, D. Rubio, R. Echarri, C. El Hasi, *A technique to estimate the transient coefficient of heat transfer by convection*. Latin American Applied Research **50**(3) (2020), pp. 229–234. <https://doi.org/10.52292/j.laar.2020.179>