

Lepton Collider as a window to Reheating: II

Basabendu Barman,^a Subhaditya Bhattacharya,^b Sahabub Jahedi,^b Dipankar Pradhan,^b and Abhik Sarkar^b

^a*Department of Physics, School of Engineering and Sciences, SRM University-AP, Amaravati 522240, India*

^b*Department of Physics, Indian Institute of Technology Guwahati, North Guwahati, Assam-781039, India,*

E-mail: basabendu.b@srmap.edu.in, subhab@iitg.ac.in, sahabubjahedi@gmail.com, d.pradhan@iitg.ac.in, sarkar.abhik@iitg.ac.in

ABSTRACT: Dark matter (DM) genesis via Ultraviolet (UV) freeze-in embeds the seed of reheating temperature and dynamics in its relic density. Thus, discovery of such a DM candidate can possibly open the window for post-inflationary dynamics. However, there are several challenges in this exercise, as freezing-in DM possesses feeble interaction with the visible sector and therefore very low production cross-section at the collider. We show that mono-photon (and dilepton) signal at the ILC, arising from DM effective operators connected to the SM field strength tensors, can still warrant a signal discovery. We study both the scalar and fermionic DM production during reheating via UV freeze-in, when the inflaton oscillates at the bottom of a general monomial potential. Interestingly, we see, right DM abundance can be achieved only in the case of bosonic reheating scenario, satisfying bounds from big bang nucleosynthesis (BBN). This provides a unique correlation between collider signal and the post-inflationary dynamics of the Universe within single-field inflationary models.

Contents

1	Introduction	1
2	Particle physics model for DM-SM interactions	3
3	Post-inflationary inflaton dynamics	4
3.1	Reheating from perturbative inflaton decay	5
3.1.1	Fermionic channel	5
3.1.2	Bosonic channel	7
3.2	Dark matter genesis during reheating	9
4	Testing reheating dynamics at lepton collider	13
4.1	Mono- γ signal	13
4.2	Opposite-sign electron signal	17
5	Conclusion	21
A	Relevant annihilation cross-sections	21

1 Introduction

Over the past few decades, our comprehension of cosmic history has undergone a remarkable transformation. Precise measurements of temperature anisotropies in the cosmic microwave background (CMB) have unveiled a Universe that is homogeneous and isotropic on large scales. These observations provide compelling evidence for an inflationary phase in the early Universe. Furthermore, the relative abundances of light elements align exceptionally well with theoretical expectations, reinforcing the predictions of big-bang nucleosynthesis (BBN). These predictions, grounded in the well-understood physics of nuclear reactions, point to a hot and dense Universe in local thermal equilibrium during later stages. However, bridging these two extraordinary epochs—inflation and BBN—remains a formidable challenge. The energy scale of inflation is as high as $\sim 10^{16}$ GeV, while that of BBN is about 4 MeV. This immense range of energy (and therefore, time) scale is still poorly understood and remains largely unconstrained by observations. Nevertheless, it is necessary to have a closer look into the period between inflation and BBN and the dynamics of reheating as it holds the key to the state of the Universe that we observe today. Importantly, the process of reheating not only explains the cosmic origin of the matter that constitutes our physical world but also accounts for the production of relics beyond the SM, such as, dark matter (DM). Particle colliders and accelerator-based experiments possess the profound capability of meticulously replicating the primordial conditions of the Universe’s earliest epochs. Colliders, such as the Large Hadron Collider (LHC), have demonstrably established their

exceptional efficacy in elucidating the intricate mechanisms underlying the electroweak symmetry breaking (EWSB), a phenomenon that transpired at an energy scale on the order of $\sim \mathcal{O}(10^2)$ GeV, as well as the QCD phase transition, which occurred at an energy scale of approximately $\sim \mathcal{O}(10^2)$ MeV. Thus, colliders emerge as exceedingly promising instruments for the study of early Universe dynamics within the controlled environment of laboratories.

Stringent observational constraints (see, e.g., Refs. [1–4]) on the typical weakly interacting massive particle (WIMP) parameter space have prompted the exploration of alternative DM production mechanisms. One such alternative is the idea of feebly interacting massive particles (FIMPs). FIMPs can be generated in the early Universe through the decay or annihilation of particles in the visible sector. When the temperature of the SM bath drops below the typical interaction mass scale—defined as the maximum of the DM and mediator masses—the DM production process becomes Boltzmann suppressed, leading to a constant comoving DM number density, thereby achieving freeze-in [5–7]. The FIMP paradigm requires extremely suppressed interaction rates between the dark and visible sectors, in order to ensure non-thermal production of DM. This is achievable either through tiny couplings in its infrared (IR) avatar or through non-renormalizable operators suppressed by a new physics (NP) scale, in case of ultraviolet (UV) freeze-in [6, 8]. The UV scenario is particularly intriguing because the DM yield becomes sensitive to the highest temperature T_{\max} reached by the SM plasma [9–22], which is determined by the inflaton dynamics.

Building on these motivations, this work explores the potential to illuminate the reheating period through collider searches for DM, specifically by examining their production during the post-inflationary epoch. In order to establish a direct correspondence between the collider signature of DM and the early Universe dynamics, we have resorted to DM production via UV freeze-in since in this case, the DM yield becomes important around T_{\max} . We have considered all of the DM relic was produced from the thermal bath during reheating, while the bath itself is assumed to be sourced by the perturbative decay of the inflaton field either into a pair of bosons or into a pair of fermions. Consequently, any potential DM signature, such as mono- X (where X can be any SM particle observed at colliders, for example, a photon) plus missing energy, could be directly correlated with (a) the maximum temperature reached during reheating and (b) the shape of the potential during this phase. Although our analysis is centered on lepton colliders—due to their relatively low Standard Model background—and photophilic DM, which allows for the detection of energetic mono-photons from the vertex, we emphasize that with appropriate cuts and relevant DM-SM operators, the same connection can be established for other types of colliders and other kinds of interactions as well. This work is an extension of Ref. [23], where we considered instantaneous reheating, and therefore overlooked the evolution of the thermal bath during the entire stage of reheating. The present work, therefore, is a major improvement over Ref. [23], where, as we will show, the allowed parameter space for the DM opens up to a large extent on simply considering non-instantaneous decay of the inflaton field.

The paper is organized as follows. The underlying particle physics model is discussed in Sec. 2. In Sec. 3 we have detailed the post-inflationary dynamics of the inflaton, together with DM production. We then discuss the collider analysis in Sec. 4, where we elaborate on the connection between collider signal and reheating. Finally, we conclude in Sec. 5.

2 Particle physics model for DM-SM interactions

As advocated in the beginning, we are interested in the production of DM via UV freeze-in. We shall therefore focus on non-renormalizable interactions involving a pair of SM and a pair of DM fields. Now, at colliders, because of the absence of electromagnetic interactions, the DM evades detection, making it challenging to observe. However, the visible particles produced either from initial state radiation (ISR) or in association with DM can provide crucial insights by revealing momentum or energy imbalance. These imbalances are key indicators in DM searches. A well-known approach in this context is the search for events involving mono- X signatures, where X can represent a photon (γ), jet (j), Z boson, or Higgs boson, accompanied by the imbalance of energy, called missing energy (\cancel{E}). Among these, the mono- γ final state is particularly significant¹. A notable challenge in this search arises from the fact that the ISR photon events have a missing energy distribution similar to that of the substantial SM neutrino background ($\nu\bar{\nu}\gamma$). This complicates the separation of signal from background, as we shall demonstrate in Sec. 4. As a consequence, we concentrate on the production of associated photons, which we refer to as the *natural* mono- γ signal.

We construct dimension-six and seven effective operators with real spin-0 boson Φ , massive spin-1 gauge boson X_α and Dirac-type spin-1/2 fermion χ as DM candidates, that can potentially provide natural mono-photon signal²,

$$\begin{aligned}
\mathcal{O}_2^s &: \frac{c_\Phi}{\Lambda_{\text{NP}}^2} (B_{\mu\nu} B^{\mu\nu} + W_{\mu\nu}^i W^{i\mu\nu}) \Phi^2, \\
\mathcal{O}_3^f &: \frac{c_\chi}{\Lambda_{\text{NP}}^3} (B_{\mu\nu} B^{\mu\nu} + W_{\mu\nu}^i W^{i\mu\nu}) (\bar{\chi}\chi), \\
\mathcal{O}_2^V &: \frac{c_V}{\Lambda_{\text{NP}}^2} (B_{\mu\nu} B^{\mu\nu} + W_{\mu\nu} W^{\mu\nu}) X_\alpha X^\alpha, \\
\mathcal{O}_4^{VV} &: \frac{c_{VV}}{\Lambda_{\text{NP}}^4} (B_{\mu\nu} B^{\mu\nu} + W_{\mu\nu} W^{\mu\nu}) X_{\alpha\beta} X^{\alpha\beta}.
\end{aligned} \tag{2.1}$$

Here $W_{\mu\nu}^i$ ($i = 1, 2, 3$) and $B_{\mu\nu}$ are the electroweak field strength tensors corresponding to $SU(2)_L$ and $U(1)_Y$ respectively, $X_{\alpha\beta}$ represents field strength tensor for the vector boson DM, Λ_{NP} defines the scale of new physics (NP) that generates DM-SM effective interaction, and c_i 's are the dimensionless Wilson-coefficients (WC). Unless otherwise explicitly mentioned, we shall always consider all the WCs to be unity. The presence of DM fields in pair implies \mathbb{Z}_2 -symmetry that ensures absolute stability of the DM. In the rest of the analysis we will typically concentrate on the spin-0 and spin-1/2 scenario, however, for completeness we have provided a non-exhaustive list of relevant operators that can give rise to the natural mono-photon signal. All relevant annihilation cross-sections for DM production is reported in Appendix A.

¹Mono- X final states have been extensively studied in the context of lepton colliders [24–39].

²Such operators have been explored in the context of freeze-out [40–42].

3 Post-inflationary inflaton dynamics

In this discuss we shall elaborate on the freeze-in production of DM during reheating. We therefore begin by discussing the post-inflationary dynamics of the inflaton that results in generation of the radiation bath, that in turn acts as a source for DM.

We consider the post-inflationary oscillation of the inflaton ϕ in a monomial potential

$$V(\phi) = \lambda \frac{\phi^n}{\Lambda^{n-4}}, \quad (3.1)$$

where λ is a dimensionless coupling and $\Lambda \lesssim 10^{16}$ GeV is the scale of inflation, which is bounded from above from CMB measurements of the inflationary parameters [43]³. The effective mass $m_\phi(a)$ for the inflaton can be obtained from the second derivative of Eq. (3.1), which reads

$$m_\phi(a)^2 \equiv \frac{d^2 V}{d\phi^2} = n(n-1) \lambda \frac{\phi^{n-2}}{\Lambda^{n-4}} \simeq n(n-1) \lambda^{\frac{2}{n}} \Lambda^{\frac{2(4-n)}{n}} \rho_\phi(a)^{\frac{n-2}{n}}. \quad (3.2)$$

Note, for $n \neq 2$, m_ϕ has a field dependence that, in turn, would lead to a time-dependent inflaton decay rate.

The equation of motion for the oscillating inflaton condensate reads [51]

$$\ddot{\phi} + (3H + \Gamma_\phi) \dot{\phi} + V'(\phi) = 0, \quad (3.3)$$

where H denotes the Hubble expansion rate, Γ_ϕ is the inflaton decay rate, which we will elaborate on in a moment. Here the dots represent derivatives with respect to the time t , while primes are derivatives with respect to the field. The evolution of the inflaton energy density $\rho_\phi \equiv \frac{1}{2} \dot{\phi}^2 + V(\phi)$ can be tracked with the following Boltzmann equation (BEQ)

$$\frac{d\rho_\phi}{dt} + \frac{6n}{2+n} H \rho_\phi = -\frac{2n}{2+n} \Gamma_\phi \rho_\phi, \quad (3.4)$$

where $H = \sqrt{(\rho_\phi + \rho_R)}/(3M_P^2)$ is the Hubble rate. It is important to note here that the inflaton equation of state is parametrized as $w \equiv p_\phi/\rho_\phi = (n-2)/(n+2)$ [51], where $p_\phi \equiv \frac{1}{2} \dot{\phi}^2 - V(\phi)$ is the pressure. During reheating $a_I \ll a \ll a_{\text{rh}}$, where a is the scale factor of the Universe, the term associated with expansion, $H \rho_\phi$ typically dominates over the interaction term $\Gamma_\phi \rho_\phi$. Then it is possible to solve Eq. (3.4) analytically, leading to

$$\rho_\phi(a) \simeq \rho_\phi(a_{\text{rh}}) \left(\frac{a_{\text{rh}}}{a} \right)^{\frac{6n}{2+n}}. \quad (3.5)$$

Here, a_I and a_{rh} correspond to the scale factor at the end of inflation and at the end of reheating, respectively. Since the Hubble rate during reheating is dominated by the inflaton energy density, one can write from Eq. (3.5)

$$H(a) \simeq H(a_{\text{rh}}) \times \begin{cases} \left(\frac{a_{\text{rh}}}{a} \right)^{\frac{3n}{n+2}} & \text{for } a \leq a_{\text{rh}}, \\ \left(\frac{a_{\text{rh}}}{a} \right)^2 & \text{for } a_{\text{rh}} \leq a. \end{cases} \quad (3.6)$$

³The potential in Eq. (3.1) can naturally arise in a number of inflationary scenarios, for example, the α -attractor T- or E-models [44–46], or the Starobinsky model [47–50]. Given a particular inflationary model, λ can be fixed from CMB measurements of the inflationary observables.

The evolution of the SM radiation energy density ρ_R , on the other hand, is governed by the Boltzmann equation of the form [14]

$$\frac{d\rho_R}{dt} + 4H\rho_R = +\frac{2n}{2+n}\Gamma_\phi\rho_\phi. \quad (3.7)$$

The end of reheating is defined by

$$\rho_R(a_{\text{rh}}) = \rho_\phi(a_{\text{rh}}) = 3M_P^2 H(a_{\text{rh}})^2, \quad (3.8)$$

when the inflaton and radiation energy densities become equal. To avoid affecting the BBN predictions, the reheating temperature T_{rh} must satisfy $T_{\text{rh}} > T_{\text{BBN}} \simeq 4 \text{ MeV}$ [52–57].

3.1 Reheating from perturbative inflaton decay

We consider reheating happens from the *perturbative* decay of the inflaton at the minimum of its potential. For two-body decay processes, we consider trilinear interactions between the inflaton ϕ and a pair of complex scalar doublets φ (e.g., the Higgs boson doublet) or a pair of vector-like Dirac fermions Ψ . The corresponding Lagrangian density reads

$$\mathcal{L}_{\text{int}} \supset -\mu\phi|\varphi|^2 - y_\psi\bar{\Psi}\Psi\phi. \quad (3.9)$$

In writing the above interaction, we have assumed that the inflaton decays entirely into the visible sector fields that form the radiation bath. Moreover, we remain agnostic about the UV completion of the inflaton-SM coupling. In the following analysis, we will consider that each reheating scenario is present one at a time, and they can not occur simultaneously.

3.1.1 Fermionic channel

We first consider the scenario where the inflaton decays into a pair of fermions via the Yukawa interaction in Eq. (3.9), with a decay rate

$$\Gamma_\phi(a) = \frac{y_{\text{eff}}^2}{8\pi} m_\phi(a), \quad (3.10)$$

where the effective coupling $y_{\text{eff}} \neq y_\psi$ (for $n \neq 2$) is obtained after averaging over several oscillations [14, 58, 59]. The radiation energy density, following Eq. (3.7), evolves as [60–62]

$$\rho_R(a) \simeq \frac{3n}{7-n} M_P^2 \Gamma_\phi(a_{\text{rh}}) H(a_{\text{rh}}) \left(\frac{a_{\text{rh}}}{a}\right)^{\frac{6(n-1)}{2+n}} \left[1 - \left(\frac{a_I}{a}\right)^{\frac{2(7-n)}{2+n}}\right]. \quad (3.11)$$

The corresponding temperature of the thermal bath reads

$$T(a) \simeq T_{\text{rh}} \left(\frac{a_{\text{rh}}}{a}\right)^\alpha, \quad (3.12)$$

with

$$\alpha = \begin{cases} \frac{3}{2} \frac{n-1}{n+2} & \text{for } n < 7, \\ 1 & \text{for } n > 7. \end{cases} \quad (3.13)$$

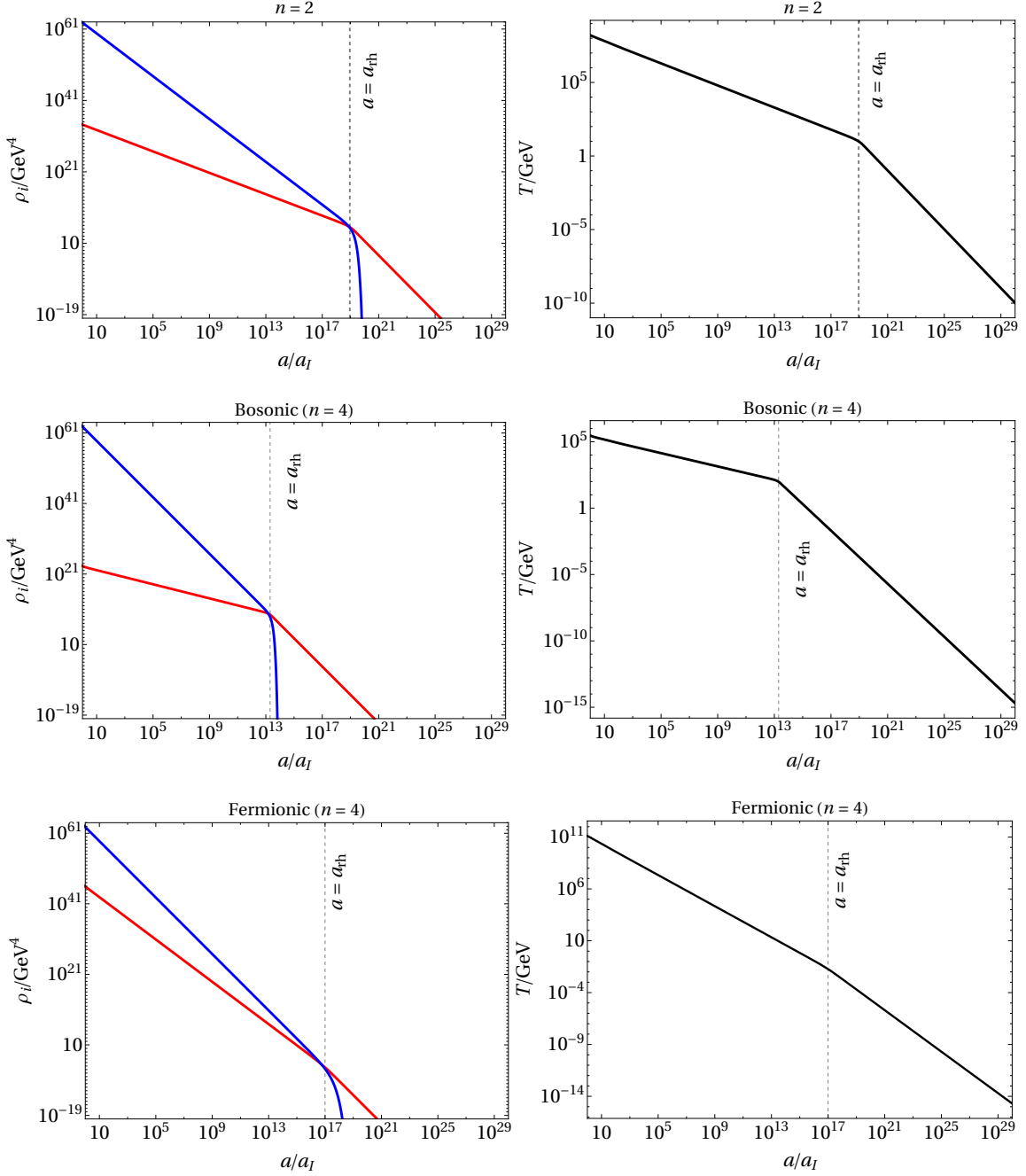


Figure 1: Left column: Evolution of inflaton and radiation energy density as a function of scale factor for bosonic and fermionic reheating scenario, with different choices of n . Right column: Corresponding SM bath temperature as a function of scale factor. Here we considered $\Lambda_{\text{NP}} = 1$ TeV, with $k = 4$ and $T_{\text{rh}} = 10$ GeV. The vertical dashed line in each figure shows the onset of radiation domination ($a = a_{\text{rh}}$).

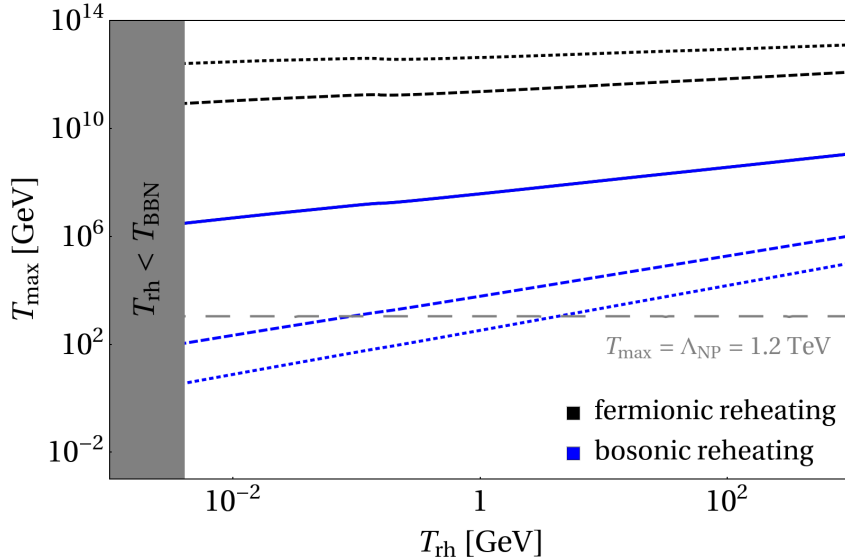


Figure 2: Maximum temperature during reheating T_{\max} , as a function of the reheating temperature T_{rh} . The solid, dashed and dotted curves correspond to $n = 2, 4, 6$, respectively.

Here we assume that the SM bath thermalizes instantaneously⁴. Trading the scale factor with temperature, the Hubble expansion rate during reheating (cf. Eq. (3.6)) can be rewritten as

$$H(T) \simeq H(T_{\text{rh}}) \left(\frac{T}{T_{\text{rh}}} \right)^{\frac{3n}{2+n} \frac{1}{\alpha}}. \quad (3.14)$$

3.1.2 Bosonic channel

If the inflaton decays solely into a pair of bosons through the trilinear scalar interaction in Eq. (3.9), the decay rate is given by

$$\Gamma_{\phi}(a) = \frac{\mu_{\text{eff}}^2}{8\pi m_{\phi}(a)}, \quad (3.15)$$

where again the effective coupling $\mu_{\text{eff}} \neq \mu$ (if $n \neq 2$) can be obtained after averaging over oscillations. Using a procedure similar to the previous case, the SM energy density scales as [60]

$$\rho_R(a) \simeq \frac{3n}{1+2n} M_P^2 \Gamma_{\phi}(a_{\text{rh}}) H(a_{\text{rh}}) \left(\frac{a_{\text{rh}}}{a} \right)^{\frac{6}{2+n}} \left[1 - \left(\frac{a_I}{a} \right)^{\frac{2(1+2n)}{2+n}} \right], \quad (3.16)$$

with which the SM temperature and the Hubble rate evolve similarly as Eqs. (3.12) and (3.14), respectively, with

$$\alpha = \frac{3}{2} \frac{1}{n+2}, \quad (3.17)$$

during reheating. For $n = 2$ the inflaton equation of state is that of a pressureless non-relativistic matter ($w = 0$) and from Eq. (3.12) we see that we reproduce the familiar scale

⁴A detailed study of the thermalization of the inflaton decay products can be found, for example, in Refs. [63–68].

factor-temperature dependence for inflaton oscillating in a quadratic potential. Finally, the maximum temperature of the bath during reheating reads

$$T_{\max} \simeq T_{\text{rh}} \begin{cases} (a_{\text{rh}}/a_I)^{\frac{3(n-1)}{2(n+2)}} & \text{fermionic reheating,} \\ (a_{\text{rh}}/a_I)^{\frac{3}{2(n+2)}} & \text{bosonic reheating,} \end{cases} \quad (3.18)$$

which can be several orders of magnitude larger than T_{rh} , for $a_{\text{rh}} \gg a_I$.

In the left column of Fig. 1, we show the evolution of inflaton (blue) and radiation (red) energy densities as a function of the scale factor for both bosonic and fermionic reheating cases. Here we have fixed $\Lambda_{\text{NP}} = 1$ TeV, $T_{\text{rh}} = 10$ GeV and $k = 4$, such that corresponding DM-SM operators are of dimension $d = 7$. Corresponding temperature evolution of the SM radiation bath is shown in the right column, which scales following Eq. (3.12). For example, with $n = 2$, in either cases, $T \propto a^{-3/8}$, while for $n = 4$, $T \propto a^{-3/4}$ for fermionic and $T \propto a^{-1/4}$ for bosonic case, respectively. Note that, the inflaton decay width for fermionic reheating $\propto m_\phi(a)$, while for bosonic final states it is $\propto 1/m_\phi(a)$. As a consequence, the reheating process becomes more efficient over time for the bosonic final states than for the fermionic final states for $n > 2$, since the inflaton mass $m_\phi(a)$ is a decreasing function of time. Now, the effective description in Eq. (3.20) is valid for the duration of reheating provided, $\Lambda_{\text{NP}} \gtrsim T_{\max}$ [13]. On the other hand, since our goal is to explore reheating scenarios at the collider with $\sqrt{s} = 1$ TeV, therefore we prefer to have $\Lambda_{\text{NP}} \gtrsim 1$ TeV⁵. To be more precise, for the collider analysis, we will fix $\Lambda_{\text{NP}} = 1.2$ TeV. Consequently, it is important to verify if the hierarchy $\Lambda_{\text{NP}} \gtrsim T_{\max}$ is maintained for both bosonic and fermionic reheating scenarios. In Fig. 2, we show the maximum temperature T_{\max} during reheating as a function of T_{rh} for different choices of n , considering both bosonic and fermionic cases. We see, $\Lambda_{\text{NP}} \gtrsim T_{\max}$ is satisfied for bosonic reheating only, and for $n = 4, 6$ with T_{rh} around the MeV scale, satisfying the BBN bound. For fermionic reheating, T_{\max} is always much higher than Λ_{NP} , while for larger n in case of bosonic reheating, T_{\max} decreases with T_{rh} . This can be simply understood from Eq. (3.18), where we see, T_{\max} is approximately constant for fermionic reheating and for bosonic, $T_{\max} \propto 1/T_{\text{rh}}$, for $n \gg 1$. Therefore, in order to maintain $\Lambda_{\text{NP}} \gtrsim T_{\max}$, together with $\Lambda_{\text{NP}} = 1.2$ TeV, we will stick to the bosonic reheating framework.

Before closing this section it is worth mentioning that in this work we focus on low-reheating-temperature scenarios (as that will provide large signal significance at the collider), typically around MeV scale and assume small inflaton couplings to daughter particles, which makes preheating effects inefficient. Therefore, throughout this work, we will concentrate on the perturbative reheating scenario. In any case, to fully deplete the inflaton energy, perturbative decay through trilinear couplings between the inflaton and daughter particles is still necessary, which is expected to occur in the final stage of the heating process after inflation, when most of the energy is transferred from the inflaton to the bath particles [69–73]. For $n \gtrsim 8$ (or equivalently $w \gtrsim 0.65$), gravitational reheating becomes efficient [20, 74–76], and in certain cases may surpass perturbative reheating, depending on

⁵At colliders, the EFT framework breaks down for $\sqrt{s} > \Lambda_{\text{NP}}$.

the inflaton-matter coupling, as demonstrated in Refs. [20, 74]. Typically, when $w \gtrsim 0.65$, gravitational reheating alone can be sufficient to reheat the Universe without requiring any input from perturbative processes. However, since our focus is on perturbative reheating, we will restrict our analysis to $n < 8$.

3.2 Dark matter genesis during reheating

The reheating via fermionic or bosonic channel results in the production of the SM radiation bath. We consider production of DM from the SM bath during the reheating via a UV freeze-in. The DM number can then be tracked by solving the Boltzmann equation for its number density n_{DM}

$$\frac{dn_{\text{DM}}}{dt} + 3H n_{\text{DM}} = \gamma, \quad (3.19)$$

where γ is the DM production reaction rate density, which we parametrize as [8, 10, 77, 78]

$$\gamma = \frac{T^{k+6}}{\Lambda_{\text{NP}}^{k+2}}. \quad (3.20)$$

Here $k = 2(d - 5)$, where d is the dimension of the relevant effective DM-SM operator ($d \geq 5$), and Λ_{NP} is identified with the beyond the SM new physics (NP) scale of the microscopic model under consideration. We adopt this parametrization for the DM reaction density to obtain an approximate analytical expression for DM yield. Numerically, while solving the Boltzmann equation, we compute the reaction density using the expressions for annihilation cross-sections provided in Appendix. A. As the SM entropy is not conserved during reheating due to the annihilation of the inflaton in SM particles, it is convenient to introduce a comoving number density $N_{\text{DM}} \equiv n_{\text{DM}} a^3$, and therefore Eq. (3.19) can be rewritten as

$$\frac{dN_{\text{DM}}}{da} = \frac{a^2 \gamma}{H}, \quad (3.21)$$

which has to be numerically solved together with Eqs. (3.4) and (3.11) or (3.16), taking the initial condition $N_{\text{DM}}(a_I) = 0$. To fit the whole observed DM relic density, it is required that

$$Y_0 m_{\text{DM}} = \Omega h^2 \frac{1}{s_0} \frac{\rho_c}{h^2} \simeq 4.3 \times 10^{-10} \text{ GeV}, \quad (3.22)$$

where $Y_0 \equiv Y(T_0)$ and $Y(T) \equiv n_{\text{DM}}(T)/s(T)$, with s being the SM entropy density defined by

$$s(T) = \frac{2\pi^2}{45} g_{\star s}(T) T^3, \quad (3.23)$$

and $g_{\star s}(T)$ being the number of relativistic degrees of freedom contributing to the SM entropy. Furthermore, $\rho_c \simeq 1.05 \times 10^{-5} h^2 \text{ GeV/cm}^3$ is the critical energy density, $s_0 \simeq 2.69 \times 10^3 \text{ cm}^{-3}$ the present entropy density [79], and $\Omega h^2 \simeq 0.12$ the observed abundance of DM relics [80]. Now, depending on the DM mass-scale, two situations may appear. In

case $m_{\text{DM}} \ll T_{\text{rh}}$, the DM is produced at the end of reheating, with a DM number

$$N_{\text{DM}}(a_{\text{rh}}) \simeq \frac{2\sqrt{10}(n+2)}{\pi g_{\star s}(T_{\text{rh}})} \frac{M_P T_{\text{rh}}^{k+4}}{\Lambda_{\text{NP}}^{k+2}} a_{\text{rh}}^3 \times \begin{cases} \frac{1}{k-n(k+2)+10} \left[1 - (a_I/a_{\text{rh}})^{\frac{3(k+10-n(k+2))}{2n+4}} \right], & \text{fermionic reheating} \\ \frac{1}{4n-k-2} \left[1 - (a_I/a_{\text{rh}})^{\frac{12n-3k-6}{2n+4}} \right], & \text{bosonic reheating,} \end{cases} \quad (3.24)$$

and corresponding yield

$$Y(a_{\text{rh}}) \simeq \frac{45\sqrt{10}(n+2)}{\pi^3 g_{\star s}(T_{\text{rh}})^{3/2}} \frac{M_P T_{\text{rh}}^{k+1}}{\Lambda_{\text{NP}}^{k+2}} \times \begin{cases} \frac{1}{k-n(k+2)+10} \left[1 - (a_I/a_{\text{rh}})^{\frac{3(k+10-n(k+2))}{2n+4}} \right], & \text{fermionic reheating} \\ \frac{1}{4n-k-2} \left[1 - (a_I/a_{\text{rh}})^{\frac{12n-3k-6}{2n+4}} \right], & \text{bosonic reheating.} \end{cases} \quad (3.25)$$

The ratio of the scale factors a_I/a_{rh} can be replaced using Eq. (3.5) as

$$a_I = a_{\text{rh}} \times \left(\frac{H(a_{\text{rh}})}{H(a_I)} \right)^{\frac{n+2}{3n}}. \quad (3.26)$$

On the other hand, for $T_{\text{rh}} < m_{\text{DM}} \ll T_{\text{max}}$, DM is produced *during* reheating. In this case, the DM number density can be estimated by integrating Eq. (3.21) from the a_I to $a_{\text{DM}} = a(T = m_{\text{DM}})$, where

$$a_{\text{DM}} = a_{\text{rh}} \times \left(\frac{T_{\text{rh}}}{m_{\text{DM}}} \right)^{1/\alpha}, \quad (3.27)$$

as can be obtained using Eq. (3.12). In this case, DM number at $a = a_{\text{DM}}$ is given by

$$N_{\text{DM}}(a_{\text{DM}}) \simeq \frac{2\sqrt{10}(n+2)}{\pi g_{\star s}(m_{\text{DM}})} \frac{M_P T_{\text{rh}}^{k+4}}{\Lambda_{\text{NP}}^{k+2}} a_{\text{rh}}^3 \times \begin{cases} (T_{\text{rh}}/m_{\text{DM}})^{\frac{k-n(k+2)+10}{n-1}} \frac{1}{k-n(k+2)+10} \left[1 - (a_I/a_{\text{DM}})^{\frac{3(k+10-n(k+2))}{2n+4}} \right], & \text{fermionic reheating} \\ (T_{\text{rh}}/m_{\text{DM}})^{4n-k-2} \frac{1}{4n-k-2} \left[1 - (a_I/a_{\text{DM}})^{\frac{12n-3k-6}{2n+4}} \right], & \text{bosonic reheating,} \end{cases} \quad (3.28)$$

with corresponding yield

$$Y(a_{\text{DM}}) \simeq \frac{45\sqrt{10}(n+2)}{\pi^3 g_{\star s}^{3/2}(m_{\text{DM}})} \frac{M_P T_{\text{rh}}^{k+4}}{m_{\text{DM}}^3 \Lambda_{\text{NP}}^{k+2}} \times \begin{cases} (T_{\text{rh}}/m_{\text{DM}})^{\frac{6+k-n(k+4)}{n-1}} \frac{1}{k-n(k+2)+10} \left[1 - (a_I/a_{\text{DM}})^{\frac{3(k+10-n(k+2))}{2n+4}} \right], & \text{fermionic reheating} \\ (T_{\text{rh}}/m_{\text{DM}})^{2n-k-6} \frac{1}{4n-k-2} \left[1 - (a_I/a_{\text{DM}})^{\frac{12n-3k-6}{2n+4}} \right], & \text{bosonic reheating.} \end{cases} \quad (3.29)$$

The final yield at the end of reheating, in this case, reads

$$Y(a_{\text{rh}}) = Y(a_{\text{DM}}) \left(\frac{a_{\text{DM}}}{a_{\text{rh}}} \right)^3 \frac{s(a_{\text{DM}})}{s(a_{\text{rh}})} \simeq Y(a_{\text{DM}}) \left(\frac{m_{\text{DM}}}{T_{\text{rh}}} \right)^3 \left(\frac{a_{\text{DM}}}{a_{\text{rh}}} \right)^3, \quad (3.30)$$

up to some order of the ratio of g_{*s} . Here $a_{\text{DM}}/a_{\text{rh}}$ is given by Eq. (3.27) and $Y(a_{\text{DM}}) = N_{\text{DM}}(a_{\text{DM}})/\left(a_{\text{DM}}^3 s(m_{\text{DM}})\right)$, in order to include the effect of entropy injection during reheating.

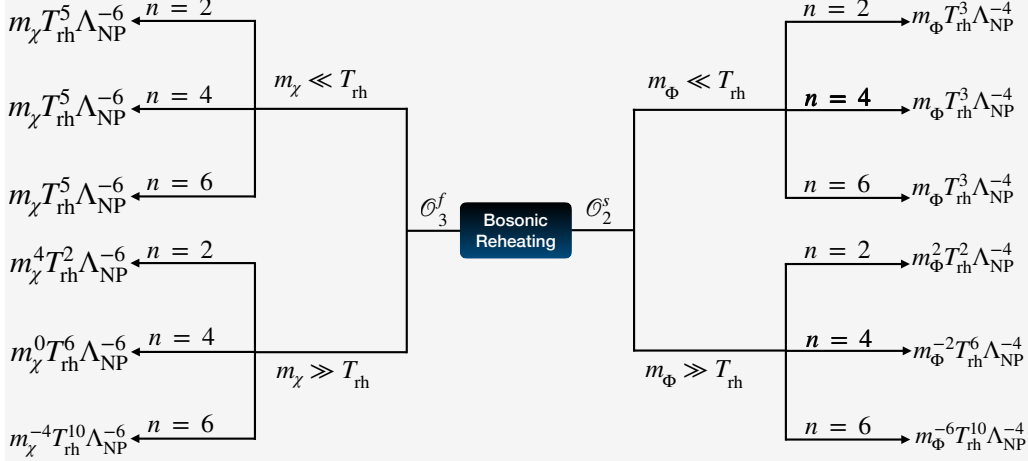


Figure 3: Summary of parameter dependence of relic abundance for scalar (\mathcal{O}_2^s) and fermion (\mathcal{O}_3^f) dark matter, considering the bosonic reheating scenario for $n = 2, 4, 6$.

The dependence of final DM yield on T_{rh} , m_{DM} and Λ_{NP} can be analytically obtained using Eq. (3.25) and (3.29). For better understanding, we have gathered them in Fig. 3, for both types of reheating and for $n = 2, 4, 6$. We will be concentrating on the bosonic reheating part and consider $n = \{4, 6\}$ as explained in the last paragraph. Now, for $m_{\text{DM}} \ll T_{\text{rh}}$, from Eq. (3.25), we find,

$$\frac{T_{\text{rh}}}{m_{\text{DM}}} \propto \left(\frac{\Lambda_{\text{NP}}}{m_{\text{DM}}} \right)^{\frac{k+2}{k+1}}, \quad (3.31)$$

where we have used the fact that $a_I/a_{\text{rh}} \ll 1$. This is clearly visible from the bottom panel of Fig. 4 for fermionic DM, where we note the negative slope for each contour satisfying observed relic abundance. For scalar DM, on the other hand, right relic abundance in this limit is produced for $T_{\text{rh}} < T_{\text{BBN}}$ and hence forbidden from the BBN bound. For $T_{\text{rh}} \ll m_{\text{DM}} \ll T_{\text{max}}$, it is difficult to find an exact analytical expression from Eq. (3.29). One can however approximately obtain,

$$\frac{T_{\text{rh}}}{m_{\text{DM}}} \propto \left(\frac{m_{\text{DM}}^p}{\Lambda_{\text{NP}}^{k+2}} \right)^{\frac{1}{2n-k-2}}, \quad (3.32)$$

with $p = (k + 2 - n(k + 6))/n$, and we have considered $(k + 2)/2n \ll 1$, along with $n > 1$. This shows, corresponding slope for the allowed parameter space in $T_{\text{rh}} - m_{\text{DM}}$ is positive,

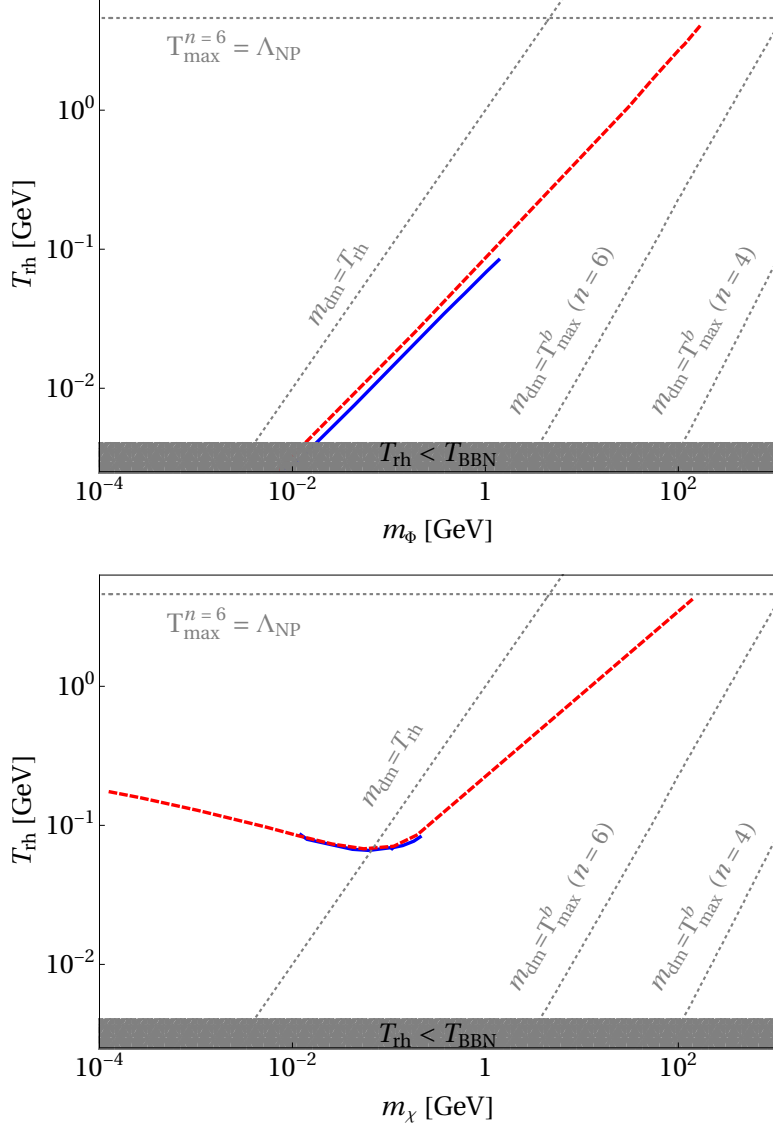


Figure 4: Viable parameter space for scalar (top) and fermionic DM (bottom), satisfying the observed relic abundance for the bosonic reheating scenario. The blue solid and red dashed lines correspond to $n = 4$ and $n = 6$, respectively. The gray shaded region is forbidden from BBN bound on T_{rh} . We have fixed $\Lambda_{\text{NP}} = 1.2$ TeV.

which is again confirmed from both the plots in Fig. 4. Therefore, for scalar DM, the relic density allowed parameter space is realizable only for $T_{\text{rh}} \ll m_{\text{DM}} \ll T_{\text{max}}$, whereas for fermionic DM, correct abundance can be produced for both $m_{\text{DM}} \ll T_{\text{rh}}$ and $T_{\text{rh}} \ll m_{\text{DM}} \ll T_{\text{max}}$. The maximum reheating temperature, for each n , that provides right DM abundance also corresponds to maximum temperature of the thermal bath $T_{\text{max}} = \Lambda_{\text{NP}}$, above which the effective DM-SM description remains valid no more. In the figure we only show the $T_{\text{max}} = \Lambda_{\text{NP}}$ contour for $n = 6$, the same also exists for $n = 4$ but at a much lower T_{rh} . Note that, for instantaneous reheating (sudden decay approximation), it is not possible to produce DM with mass $m_{\text{DM}} > T_{\text{rh}}$, as the maximum available temperature

to the radiation bath is T_{rh} itself. This is what we realized in [23], where the scalar DM, produced during instantaneous reheating, is completely ruled out from the BBN bound. The inclusion of non-instantaneous inflaton decay therefore helps in resurrecting the relic density allowed parameter space for the scalar DM on one hand, while for fermionic DM it opens up more parameter space, allowing heavier DM mass, depending on the choice of n and T_{rh} . Before moving on we would like to mention that the relic density allowed parameter space for vector DM turns out to be similar to that of the scalar DM. For same mass, vector DM requires about $\mathcal{O}(1)$ lower T_{rh} compared to that of scalar to produce the observed abundance, since in the former case, there is larger number of degrees of freedom. We therefore refrain from showing the resulting parameter space explicitly.

4 Testing reheating dynamics at lepton collider

In this section, we will discuss about the prospects of detecting DM produced during the epoch of reheating through the effective interactions in Eq. (2.1). The relevant Feynman diagrams leading to such DM production are shown in Fig. 5. As we know, at the collider front, the DM remains undetectable. The conservation of four-momentum leads this discrepancy to appear what is known as the “missing energy”. The detection of any excess in such missing energy events over the SM backgrounds, therefore, indicates the possibility of discovering DM at the colliders. Now, due to the absence of the QCD background, interactions at lepton colliders occur in a much cleaner environment compared to hadron colliders. Additionally, the availability of beam polarization is advantageous, as it can significantly reduce the SM background and/or enhance the NP signal. We thus perform signal-background analysis considering the proposed International Linear Collider (ILC) [81], for a center-of-mass (CM) energy of $\sqrt{s} = 1$ TeV.

4.1 Mono- γ signal

Identifying mono- γ events is one of the most effective methods for searching DM at the colliders. Dominant non-interfering SM neutrino background contribution for mono- γ signal arises from Z -mediated s -channel and W -mediated t -channel diagrams as shown in Fig. 6. Most analyses of DM searches through mono- γ final state signal have focused on considering ISR photon. This approach often results in signal distributions that closely resemble those of the background for certain collider variables. As a consequence, it becomes difficult to segregate the signal from the SM background. On the other hand, the operators [cf. Eq. (2.1)] we consider, lead to the associated production of a photon with the pair production of DM particles, resulting in the natural mono- γ signal [cf. Fig. 5]. This signal produces distinct event distributions (compared to the SM background) for certain collider variables, enabling the introduction of cuts that can effectively segregate the SM background from the signal to some extent.

The model implementation is done using `FeynRules` [82] and we use `MG5_aMC` [83] to generate signal and background Monte-Carlo (MC) events. The event files are then showered using `Pythia8` [84] and detector simulation is executed through `Delphes3` [85]. We limit the phase space during event generation by implementing the transverse momentum of

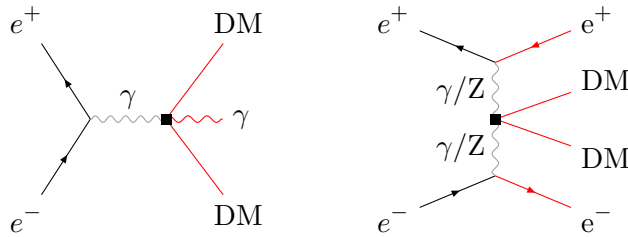


Figure 5: Feynman graphs showing associated production of DM pair with mono- γ (left) and OSE (right) at the e^+e^- collider.

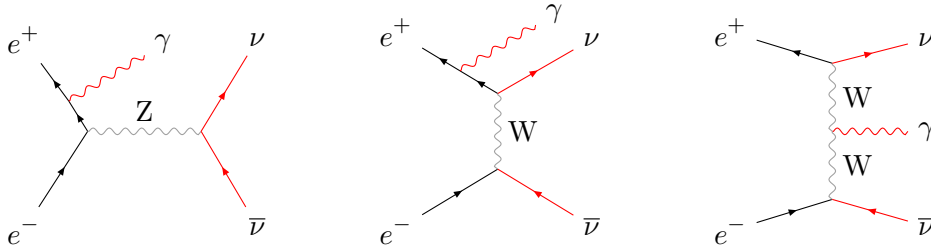


Figure 6: Feynman graphs for relevant SM backgrounds contributing to mono- γ + missing energy (\cancel{E}) for DM signal at the e^+e^- colliders.

a photon, $p_T^\gamma > 10$ GeV, and pseudorapidity, $|\eta_\gamma| \leq 2.5$ cuts. Additionally, we only consider events with a single photon and no detected leptons or jets in the final state. Below we define the kinematical variables that we have utilized for signal-background analysis:

- **Missing transverse energy (\cancel{E}_T):** Missing Transverse Energy (MET) can be estimated from the momentum imbalance in the transverse direction associated with visible particles, providing an indication of missing particles that are not registered by the detector. MET is defined as

$$\cancel{E}_T = -\sqrt{\left(\sum p_x\right)^2 + \left(\sum p_y\right)^2}, \quad (4.1)$$

where $p_{x,y}$ are the 3-momentum along x and y direction respectively, and the sum runs over all the visible particles registered in the detector.

- **Missing energy (\cancel{E}):** The energy carried away by the missing particles is defined as missing energy (ME) which can be identified at a lepton collider, given the information of the CM energy of the process. ME is expressed as

$$\cancel{E} = \sqrt{s} - \sum_i E_i, \quad (4.2)$$

where i 's are the possible visible particles detected in the detector.

- **Pseudorapidity (η_γ):** We define pseudorapidity from the knowledge of photon emerging angle as

$$\eta_\gamma = -\ln \left[\tan \left(\frac{\theta_\gamma}{2} \right) \right]. \quad (4.3)$$

- **Azimuthal angle (ϕ_γ):** The azimuthal angle for the photon is defined as

$$\phi_\gamma = \tan^{-1} \left(\frac{p_y}{p_x} \right), \quad (4.4)$$

where, p_x and p_y are the x and y component of the 4-momenta of the photon.

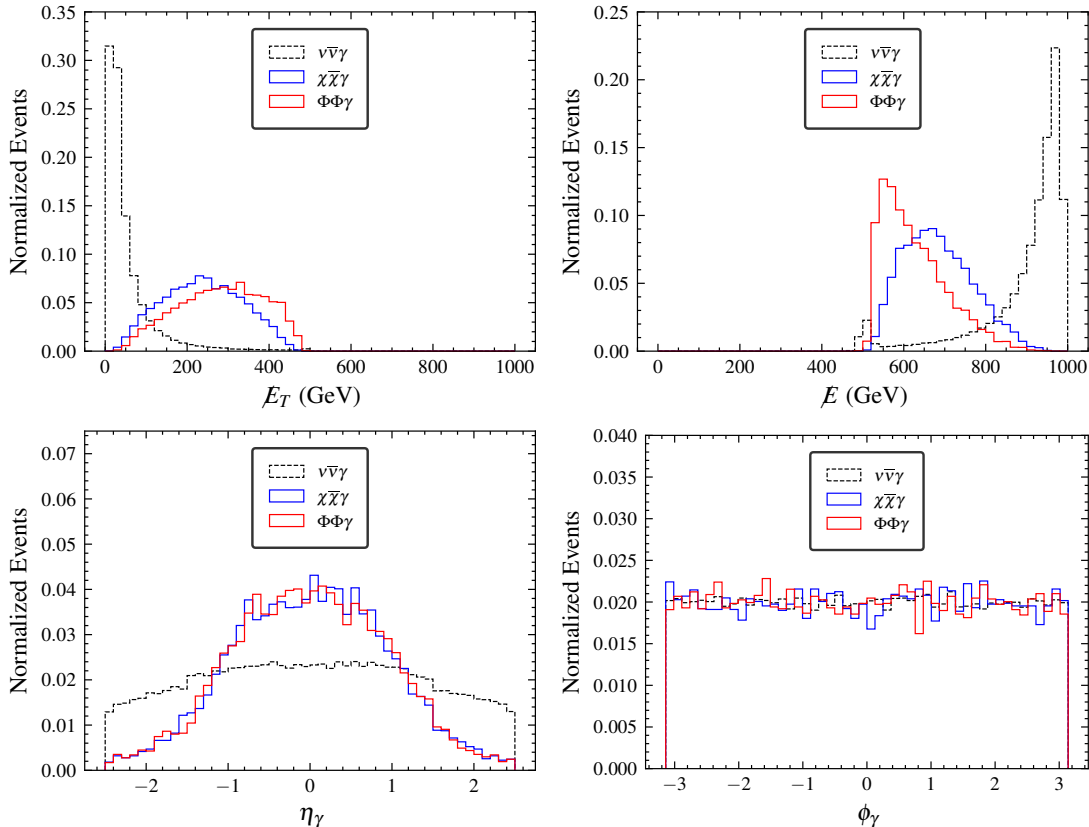


Figure 7: Event distribution for mono- γ plus missing energy signal and the SM background at the ILC with $\sqrt{s} = 1$ TeV. We choose $m_{DM} = 100$ GeV and $\Lambda_{NP} = 1.2$ TeV.

In Fig. 7 we illustrate the signal-background event distribution for the different kinematical variables defined above. The ISR photon from the SM neutrino background typically exhibits low p_T^γ , unlike the signal photon, which is produced in association with the DM pair. This distinct feature of the MET distribution enables clear differentiation between the DM signal and the SM background, as shown in the top left panel of Fig. 7. The missing energy distribution of the SM background displays a double peak behavior, as can be noted in the top right plot of Fig. 7. The peak at $\cancel{E} \sim 1000$ GeV is attributed to the dominant W -mediated t -channel diagram, while another sub-dominant peak at the tail of the distribution $\cancel{E} \sim 500$ GeV, is due to the Z -mediated s -channel diagram. The peak position at the tail can be identified using the expression

$$\cancel{E} = \frac{\sqrt{s}}{2} \left(1 + \frac{m_Z^2}{s} \right), \quad (4.5)$$

where m_Z is the Z -boson mass. On the other hand, for the signal distribution where the DM pair is produced along with a photon, it is clear that the ME distribution peaks near 500 GeV (for $\sqrt{s} = 1$ TeV) and then exhibits a continuously declining trend. Thus, applying a well-considered cut on ME significantly eliminates a large portion of the SM neutrino background. Finally, applying an absolute pseudorapidity cut of $|\eta_\gamma| < 1.0$ effectively refines the removal of non-transverse backgrounds (bottom left panel of Fig. 7). As we see from the bottom right panel, ϕ_γ is inefficient to discriminate the signal from the background.

The total polarized cross-section considering partial beam polarization ($-100\% < P_{e^\pm} < 100\%$) is given by [33, 81, 86]

$$\sigma(P_{e^+}, P_{e^-}) = \sum_{\lambda_{e^+}=\pm 1} \sum_{\lambda_{e^-}=\pm 1} \frac{(1 + \lambda_{e^-} P_{e^-})(1 + \lambda_{e^+} P_{e^+})}{4} \sigma_{\lambda_{e^-}, \lambda_{e^+}}, \quad (4.6)$$

where $\lambda_i = -1(+1)$ is the left (right)-handed helicity of electron/positron and P_{e^\pm} is positron (electron) beam polarization. In the SM, left-handed leptons have stronger couplings with gauge bosons compared to right-handed ones. Consequently, employing a right-polarized electron beam and a left-polarized positron beam will be advantageous in reducing the SM background. Following the ILC Snowmass report [87], we choose $\{P_{e^+}, P_{e^-}\} = \{+20\%, -80\%\}$ combination which provides about six-fold suppression of the SM background while enhancing the signal approximately by 16% as evident from Table 1 and 2. The signal significance is presented as [88]

$$\mathcal{S} = \sqrt{2 \left[(S + B) \log \left(1 + \frac{S}{B} \right) - S \right]}, \quad (4.7)$$

where S and B are the signal and background events, respectively. By carefully selecting beam polarization and applying subsequent cuts on the aforementioned collider variables, the signal and background events, along with the signal significance, are listed in Table 1 (Table 2) for fermion (scalar) DM for the benchmark: $m_{\text{DM}} = 100$ GeV and $\Lambda_{\text{NP}} = 1.2$ TeV at $\mathcal{L}_{\text{int}} = 8$ (2) ab^{-1} . We observe about 99% reduction in the SM neutrino background after employing all the relevant cuts, while retaining around 50% of the signal in each case.

Cuts	$\{P_{e^+}, P_{e^-}\} = \{0\%, 0\%\}$			$\{P_{e^+}, P_{e^-}\} = \{+20\%, -80\%\}$		
	$\chi\bar{\chi}\gamma$	$\nu\bar{\nu}\gamma$	Significance	$\chi\bar{\chi}\gamma$	$\nu\bar{\nu}\gamma$	Significance
Basic cuts	2371	18061101	0.56	2747	3455860	1.48
$\cancel{E}_T > 190$ GeV	1595	790250	1.79	1808	447846	2.70
$\cancel{E} \in (510, 750)$ GeV	1462	406112	2.29	1659	142321	4.39
$ \eta_\gamma < 1$	1291	272872	2.47	1462	79403	5.17

Table 1: Cutflow for signal and SM background events for mono- γ signal at the ILC with $\sqrt{s} = 1$ TeV and $\mathcal{L}_{\text{int}} = 2$ ab^{-1} for unpolarized ($\{P_{e^+}, P_{e^-}\} = \{0\%, 0\%\}$) and polarized ($\{P_{e^+}, P_{e^-}\} = \{+20\%, -80\%\}$) cases. Here we consider fermionic DM with mass $m_\chi = 100$ GeV and $\Lambda_{\text{NP}} = 1.2$ TeV.

Cuts	$\{P_{e^+}, P_{e^-}\} = \{0\%, 0\%\}$			$\{P_{e^+}, P_{e^-}\} = \{+20\%, -80\%\}$		
	$\Phi\Phi\gamma$	$\nu\bar{\nu}\gamma$	Significance	$\Phi\Phi\gamma$	$\nu\bar{\nu}\gamma$	Significance
Basic cuts	2012	2257638	1.34	2339	431982	3.56
$\cancel{E}_T > 190$ GeV	1586	98781	5.03	1834	55981	7.71
$\cancel{E} \in (510, 750)$ GeV	1532	50764	6.77	1777	17790	13.11
$ \eta_\gamma < 1$	1281	34109	6.89	1492	9925	14.62

Table 2: Same as Table 1, but for scalar DM with $m_\phi = 100$ GeV.

4.2 Opposite-sign electron signal

Another possible collider signature can arise from opposite sign electron (OSE) channel, where DM is produced through the fusion of neutral vector bosons (VBF) radiated from the initial state electrons, as shown in Fig. 5. Charged VBF (involving fusion of W boson) can also produce DM pair in association with SM neutrinos resulting in no visible final state particles⁶. Hence, in this section, we will focus only on the neutral VBF production mode. For the OSE final state signal, we strictly select events with two electrons, excluding any events with detected photons, jets, and muons. The dominating SM background processes for OSE final state are W^+W^- and $\tau^+\tau^-$ subsequent decay to electrons and neutrinos. A significant background arises from e^+e^-Z production, where the Z subsequently decays to neutrinos. Another important background contribution comes from $\nu\bar{\nu}Z$ production, where the Z decays to electron final states. Some kinematic variables relevant to the OSE signal are:

- **Invariant di-electron mass (M_{ee}):** This is defined as

$$M_{ee} = \sqrt{(p_{e^+} + p_{e^-})^2}, \quad (4.8)$$

where p_{e^+} (p_{e^-}) is the 4-momenta of the detected positron (electron). Invariant mass distributions peak at resonances and can be used as an important discriminating variable when the signal or background process is associated with a resonant production of a heavy particle.

- **Difference in pseudorapidity between the electron pair ($\Delta\eta_{ee}$):** The definition is as follows:

$$\Delta\eta_{ee} = (\eta_{e^+} - \eta_{e^-}), \quad (4.9)$$

where η_{e^+} (η_{e^-}) is the pseudorapidity of the positron (electron).

- **Distance between the electron pair (ΔR_{ee}):** This is defined in the (η, ϕ) plane as

$$\Delta R_{ee} = \sqrt{(\Delta\eta_{ee})^2 + (\Delta\phi_{ee})^2}, \quad (4.10)$$

where, $\Delta\phi_{ee}$ is the difference in the azimuthal angles of the electron-positron.

⁶The OSE signal can also appear from Z decay to electrons arising from “natural mono- Z ” possibilities similar to the “natural mono- γ ” scenario discussed in previous section, however, this signal is subdominant and is subjected to large background suppression.

In order to eliminate electrons produced from Z decay, we pre-select events with a $M_{ee} > 100$ GeV. This efficiently removes the Z -pole and thereby discarding the mammoth background contributions from $\nu\bar{\nu}Z$ completely (also removing the “natural mono- Z ” DM production in the process). The kinematic distributions of the signal and corresponding backgrounds are shown in Fig. 8. The missing energy distribution (top right of Fig. 8) peaks opposite for the

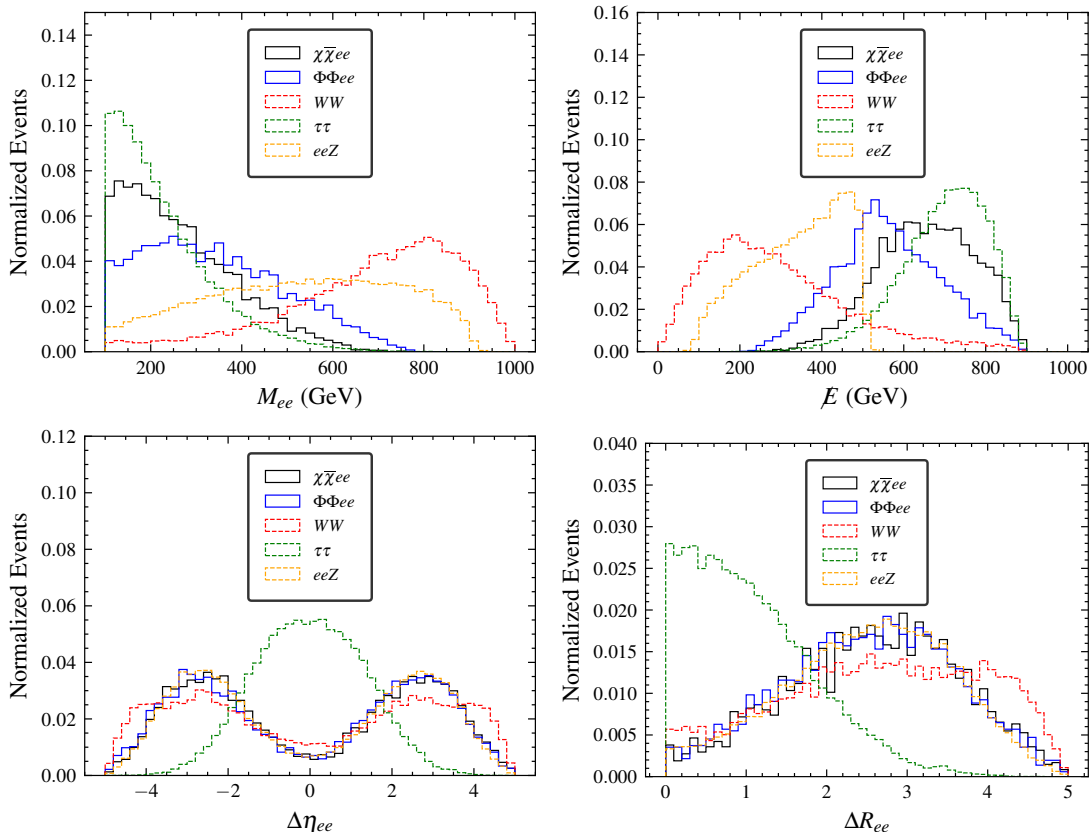


Figure 8: Event distribution of dilepton plus missing energy signal and corresponding SM background for $\sqrt{s} = 1$ TeV. Here we choose $m_{\text{DM}} = 100$ GeV and $\Lambda_{\text{NP}} = 1.2$ TeV.

signal compared to the dominant background W^+W^- and e^+e^-Z , hence a cut demanding $\cancel{E} > 550$ GeV, significantly kills these background processes. Similarly, considering the $\Delta\eta_{ee}$ distribution (top left of Fig. 8), we observe that the $\tau^+\tau^-$ background is peaked at the center whereas the signal is bi-peaked symmetrically away from the center. A judicious cut on $\Delta\eta_{ee}$ ($|\Delta\eta_{ee}| > 1$) is applied to remove the central region of the distribution which eliminates most of the $\tau\tau$ background⁷. Following subsequent cuts, the signal and background events, along with the signal significance, are listed in Table 3 (Table 4) for fermion (scalar) DM for the benchmark: $m_{\text{DM}} = 100$ GeV and $\Lambda_{\text{NP}} = 1.2$ TeV at $\mathcal{L}_{\text{int}} = 8(2)$ ab⁻¹ for the unpolarized as well as the optimal polarization choice of $\{P_{e^+}, P_{e^-}\} = \{+20\%, +80\%\}$. This polarization combination suppresses the total background by a factor of 1.5 while enhancing the signal marginally. We observe a $\sim 96\%$ reduction in the SM backgrounds while retaining

⁷Similar signal-background discrimination can be obtained if ΔR_{ee} is used instead.

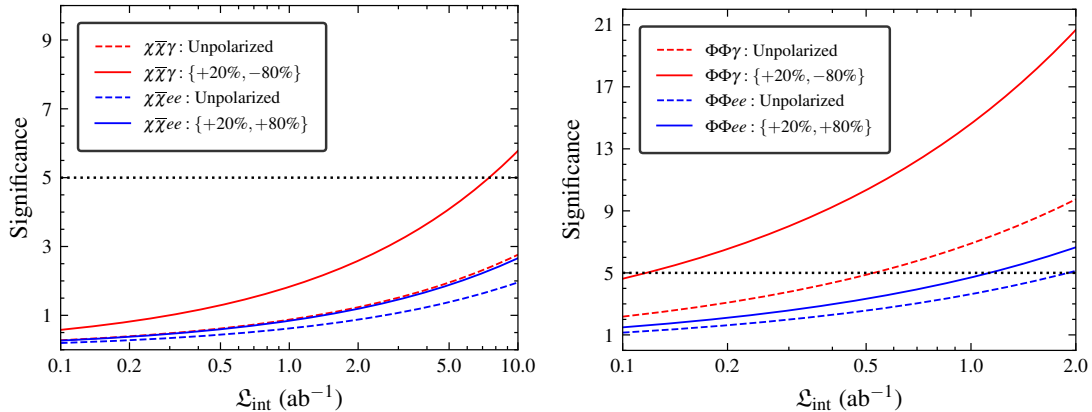


Figure 9: Signal significance as a function of integrated luminosity for a different combination of beam polarizations $\{P_{e^+}, P_{e^-}\}$ in case of fermionic DM (left) and scalar DM, (right). We choose $m_{\text{DM}} = 100$ GeV and $\Lambda_{\text{NP}} = 1.2$ TeV with $\sqrt{s} = 1$ TeV. The dotted black line corresponds to 5σ significance.

around 55% of the signal in each case after the implementation of subsequent cuts on the above-mentioned kinematical collider variables. The signal significance as a function

Cuts	$\{P_{e^+}, P_{e^-}\} = \{0\%, 0\%\}$			$\{P_{e^+}, P_{e^-}\} = \{+20\%, +80\%\}$		
	$\chi\bar{\chi}ee$	Backgrounds	Significance	$\chi\bar{\chi}ee$	Backgrounds	Significance
Basic cuts	222	131699	0.61	235	80923	0.83
$\cancel{E} > 550$ GeV	178	159935	1.41	189	10255	1.86
$ \Delta\eta_{ee} > 1$	121	4793	1.75	128	2876	2.38

Table 3: Cutflow for signal and background events for OSE signal at the ILC with $\sqrt{s} = 1$ TeV and $\mathcal{L}_{\text{int}} = 2$ ab^{-1} for unpolarized ($\{P_{e^+}, P_{e^-}\} = \{0\%, 0\%\}$) and polarized ($\{P_{e^+}, P_{e^-}\} = \{+20\%, +80\%\}$) cases. Here we consider fermionic DM with $m_\chi = 100$ GeV and $\Lambda_{\text{NP}} = 1.2$ TeV.

Cuts	$\{P_{e^+}, P_{e^-}\} = \{0\%, 0\%\}$			$\{P_{e^+}, P_{e^-}\} = \{+20\%, +80\%\}$		
	$\Phi\Phi ee$	Backgrounds	Significance	$\Phi\Phi ee$	Background	Significance
Basic cuts	333	32925	1.84	340	20231	2.385
$\cancel{E} > 550$ GeV	268	3984	4.19	273	2564	5.30
$ \Delta\eta_{ee} > 1$	182	1198	5.13	186	719	6.65

Table 4: Same as Table 3 but for scalar DM with mass $m_\Phi = 100$ GeV.

of the integrated luminosity for different final states and combination of polarizations are illustrated in Fig. 9. We note that the scalar DM is expected to achieve 5σ signal significance at a lower integrated luminosity compared to the fermionic candidate. This is because of the fact that the scalar DM emerges from a dimension-six operator in contrast to the fermionic DM, which results from a dimension-seven operator, resulting in an additional suppression if the mass and NP scale benchmarks are left identical. This points toward the possibility of detection of the scalar candidate at a much lower luminosity corresponding to the early

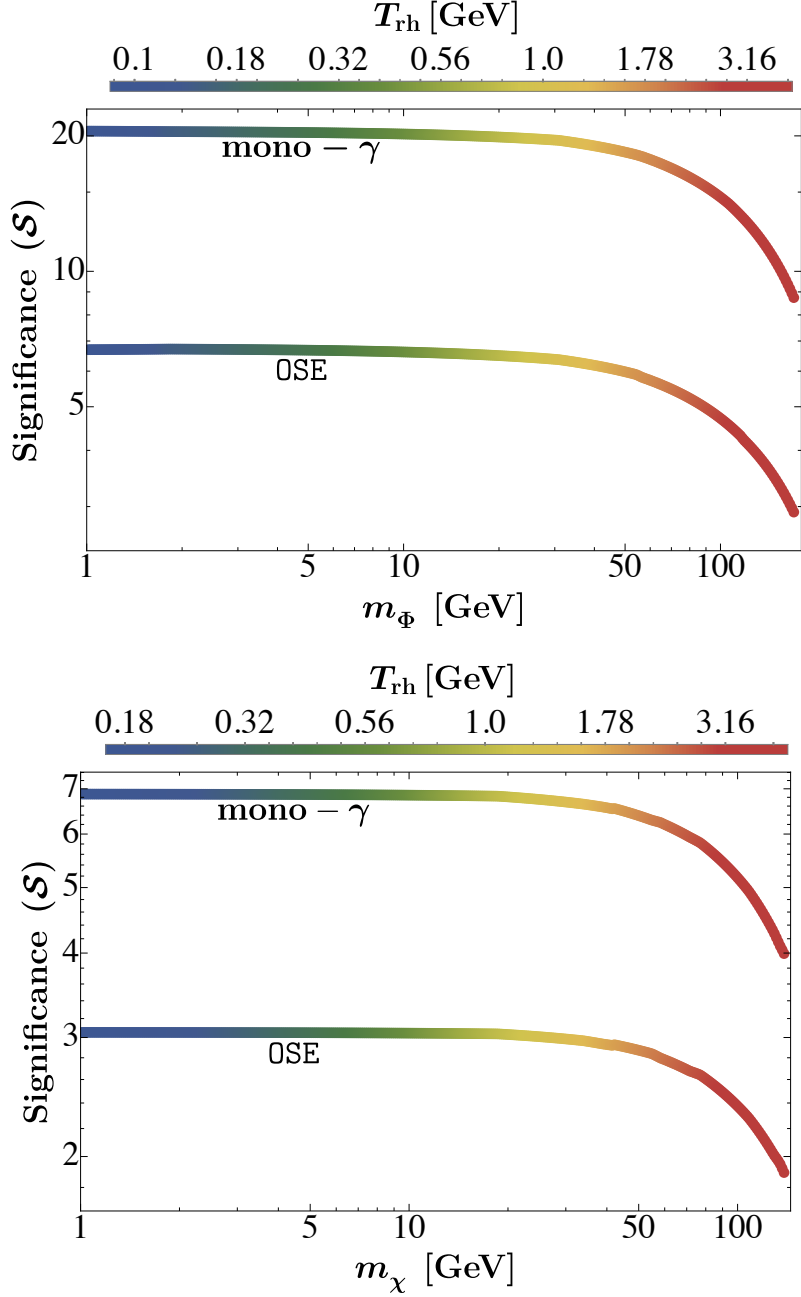


Figure 10: Signal significance as a function of DM mass for scalar (top) and fermionic (bottom) DM. We choose $n = 6$, $\Lambda_{\text{NP}} = 1.2$ TeV, $\sqrt{s} = 1$ TeV and $\mathcal{L}_{\text{int}} = 2$ (10) ab^{-1} for scalar (fermion) DM. The polarization combinations are $\{P_{e^+}, P_{e^-}\} = \{+20\%, -80\%\}$ ($\{+20\%, +80\%\}$) for mono- γ (OSE) signal. The bar legend denotes the corresponding reheating temperature required to satisfy the observed DM abundance.

runs of the ILC, whereas the fermionic DM might be probed only at the high luminosity runs. Similarly, the variation of signal significance with the DM mass m_{DM} for the relic density allowed points (for $n = 6$) is shown in Fig. 10 for both the spin-0 and spin-1/2 DM

candidates. The significance drops with the increase in DM mass, simply because of the non-availability of final state phase space that results in smaller production cross-section at the collider. Here we also denote the corresponding T_{rh} that is required to satisfy the observed DM abundance. We remind the readers once again that in this case only the bosonic reheating scenario is valid as in that case $\Lambda_{\text{NP}} > T_{\text{max}}$ is satisfied in order to achieve the observed abundance for DM mass of our interest. This enables us to establish a one-to-one correspondence between the DM mass and the reheat temperature, that are controlled by the reheating dynamics, with the signal significance at the ILC.

5 Conclusion

In this work, we have explored the ability of lepton colliders to shed light on the pre-BBN cosmology. To establish a one-to-one correspondence between collider and cosmological observables, we focused on dark matter (DM) genesis via UV freeze-in, which requires non-renormalizable interactions between DM and the visible sector, i.e., the Standard Model (SM). We considered DM production during the era of reheating, facilitated by DM-SM operators with mass dimensions six and seven—where the former pertains to spin-0 DM, and the latter to spin-1/2 DM. As a concrete model for the pre-BBN cosmology, we assumed reheating occurred through the perturbative decay of the inflaton into either a pair of SM-like bosons or fermions, with the inflaton ϕ oscillating at the bottom of a monomial potential $V(\phi) \propto \phi^n$ during this period. Such monomial potentials are well-motivated from CMB measurements of inflationary observables, for example, the tensor-to-scalar ratio, spectral index or the amplitude of the tensor power spectrum.

For significant collider signals to emerge over the SM background, the scale of new physics needs to be around $\sim \mathcal{O}(\text{TeV})$. We found that in this scenario, the observed DM abundance can be achieved only through bosonic reheating, with a reheating temperature $T_{\text{rh}} \sim \mathcal{O}(\text{MeV})$, such that the effective description of the DM-SM interaction remains valid during reheating [cf. Fig. 4]. This implies that any signal excess detected, for instance, in the mono-photon channel (or opposite-sign electron channel) at the lepton collider (e.g., the International Linear Collider), could potentially indicate reheating via a bosonic channel and a low (MeV) reheating temperature [cf. Fig. 10]. In conclusion, this analysis not only provides a method to probe freeze-in at colliders but also offers insight into the earliest epoch of the Universe, demonstrating the power of particle colliders in investigating the pre-BBN era.

A Relevant annihilation cross-sections

Here we report the annihilation cross-sections of a pair of SM states into a pair of spin-0 DM of mass m_Φ

$$\sigma_{\gamma\gamma \rightarrow \Phi\Phi} = \frac{s}{4\pi\Lambda^4} \sqrt{1 - 4m_\Phi^2/s}, \quad (\text{A.1})$$

$$\sigma_{VV \rightarrow \Phi\Phi} = \frac{s}{9\pi\Lambda^4} \sqrt{\frac{1 - 4m_\Phi^2/s}{1 - 4m_V^2/s}} \left(1 - 4m_V^2/s + 6(m_V^2/s)^2\right), \quad (\text{A.2})$$

a pair of spin-1/2 DM of mass m_χ

$$\sigma_{\gamma\gamma\rightarrow\chi\bar{\chi}} = \frac{s^2}{4\pi\Lambda^6} (1 - 4m_\chi^2/s)^{3/2}, \quad (\text{A.3})$$

$$\sigma_{VV\rightarrow\chi\bar{\chi}} = \frac{s^2}{9\pi\Lambda^6} \frac{(1 - 4m_\chi^2/s)^{3/2}}{(1 - 4m_V^2/s)^{1/2}} \left(1 - 4m_V^2/s + 6(m_V^2/s)^2\right), \quad (\text{A.4})$$

and into a pair of spin-1 DM of mass m_X

$$\sigma_{\gamma\gamma\rightarrow XX} = \frac{s^3}{240\pi\Lambda^4 m_X^4} \sqrt{1 - 4m_X^2/s} \left(17 - 36m_X^2/s + 292(m_X^2/s)^2\right), \quad (\text{A.5})$$

$$\begin{aligned} \sigma_{VV\rightarrow XX} = \frac{s^3}{540\pi\Lambda^4 m_X^4} \sqrt{\frac{s - 4m_X^2}{s - 4m_V^2}} & \left[17 - 36(m_X^2/s) + 292(m_X^2/s)^2 - 2(m_X^2/s) \right. \\ & \left. \left(568(m_X^2/s)^2 - 24(m_X^2/s) + 23\right) + 4(m_X^2/s)^2 \left(688(m_X^2/s)^2 - 84(m_X^2/s) + 23\right)\right], \end{aligned} \quad (\text{A.6})$$

where $V = \{W, Z\}$ represents the SM massive gauge bosons. The reaction density then reads

$$\begin{aligned} \gamma_{\text{SM SM}\rightarrow\text{DM DM}} &= \int \prod_{i=1}^4 d\Pi_i (2\pi)^4 \delta^{(4)}(p_a + p_b - p_1 - p_2) f_a^{\text{eq}} f_b^{\text{eq}} |\mathcal{M}_{a,b\rightarrow 1,2}|^2 \\ &= \frac{T}{32\pi^4} g_a g_b \int_{s_{\min}}^{\infty} ds \frac{\left[(s - m_a^2 - m_b^2)^2 - 4m_a^2 m_b^2\right]}{\sqrt{s}} \sigma(s)_{a,b\rightarrow 1,2} K_1\left(\frac{\sqrt{s}}{T}\right), \end{aligned} \quad (\text{A.7})$$

with $a, b(1, 2)$ as the incoming (outgoing) states and $g_{a,b}$ are corresponding degrees of freedom. Here $f_i^{\text{eq}} \approx g_i \exp^{-E_i/T}$ is the Maxwell-Boltzmann distribution. The Lorentz invariant 2-body phase space is denoted by: $d\Pi_i = \frac{d^3 p_i}{(2\pi)^3 2E_i}$. The amplitude squared (summed over final and averaged over initial states) is denoted by $|\mathcal{M}_{a,b\rightarrow 1,2}|^2$ for a particular 2-to-2 scattering process. The lower limit of the integration over s is $s_{\min} = \max\left[(m_a + m_b)^2, (m_1 + m_2)^2\right]$.

References

- [1] L. Roszkowski, E.M. Sessolo and S. Trojanowski, *WIMP dark matter candidates and searches—current status and future prospects*, *Rept. Prog. Phys.* **81** (2018) 066201 [[1707.06277](#)].
- [2] G. Arcadi, M. Dutra, P. Ghosh, M. Lindner, Y. Mambrini, M. Pierre et al., *The waning of the WIMP? A review of models, searches, and constraints*, *Eur. Phys. J. C* **78** (2018) 203 [[1703.07364](#)].
- [3] J.H. Chang, R. Essig and A. Reinert, *Light(ly)-coupled Dark Matter in the keV Range: Freeze-In and Constraints*, *JHEP* **03** (2021) 141 [[1911.03389](#)].

- [4] L. Darmé, A. Hryczuk, D. Karamitros and L. Roszkowski, *Forbidden frozen-in dark matter*, *JHEP* **11** (2019) 159 [[1908.05685](#)].
- [5] J. McDonald, *Thermally generated gauge singlet scalars as selfinteracting dark matter*, *Phys. Rev. Lett.* **88** (2002) 091304 [[hep-ph/0106249](#)].
- [6] L.J. Hall, K. Jedamzik, J. March-Russell and S.M. West, *Freeze-In Production of FIMP Dark Matter*, *JHEP* **03** (2010) 080 [[0911.1120](#)].
- [7] N. Bernal, M. Heikinheimo, T. Tenkanen, K. Tuominen and V. Vaskonen, *The Dawn of FIMP Dark Matter: A Review of Models and Constraints*, *Int. J. Mod. Phys. A* **32** (2017) 1730023 [[1706.07442](#)].
- [8] F. Elahi, C. Kolda and J. Unwin, *Ultra Violet Freeze-in*, *JHEP* **03** (2015) 048 [[1410.6157](#)].
- [9] G.F. Giudice, E.W. Kolb and A. Riotto, *Largest temperature of the radiation era and its cosmological implications*, *Phys. Rev. D* **64** (2001) 023508 [[hep-ph/0005123](#)].
- [10] N. Bernal, F. Elahi, C. Maldonado and J. Unwin, *Ultraviolet Freeze-in and Non-Standard Cosmologies*, *JCAP* **11** (2019) 026 [[1909.07992](#)].
- [11] N. Bernal, J. Rubio and H. Veermäe, *UV Freeze-in in Starobinsky Inflation*, *JCAP* **10** (2020) 021 [[2006.02442](#)].
- [12] B. Barman, D. Borah and R. Roshan, *Effective Theory of Freeze-in Dark Matter*, *JCAP* **11** (2020) 021 [[2007.08768](#)].
- [13] M.A.G. Garcia, K. Kaneta, Y. Mambrini and K.A. Olive, *Reheating and Post-inflationary Production of Dark Matter*, *Phys. Rev. D* **101** (2020) 123507 [[2004.08404](#)].
- [14] M.A.G. Garcia, K. Kaneta, Y. Mambrini and K.A. Olive, *Inflaton Oscillations and Post-Inflationary Reheating*, *JCAP* **04** (2021) 012 [[2012.10756](#)].
- [15] A. Ahmed and S. Najjari, *Ultraviolet freeze-in dark matter through the dilaton portal*, *Phys. Rev. D* **107** (2023) 055020 [[2112.14261](#)].
- [16] Y. Mambrini and K.A. Olive, *Gravitational Production of Dark Matter during Reheating*, *Phys. Rev. D* **103** (2021) 115009 [[2102.06214](#)].
- [17] K. Kaneta, P. Ko and W.-I. Park, *Conformal portal to dark matter*, *Phys. Rev. D* **104** (2021) 075018 [[2106.01923](#)].
- [18] A. Ahmed, B. Grzadkowski and A. Socha, *Implications of time-dependent inflaton decay on reheating and dark matter production*, *Phys. Lett. B* **831** (2022) 137201 [[2111.06065](#)].
- [19] B. Barman, N. Bernal, Y. Xu and Ó. Zapata, *Ultraviolet freeze-in with a time-dependent inflaton decay*, *JCAP* **07** (2022) 019 [[2202.12906](#)].
- [20] M.R. Haque, D. Maity and R. Mondal, *WIMPs, FIMPs, and Inflaton phenomenology via reheating, CMB and ΔN_{eff}* , *JHEP* **09** (2023) 012 [[2301.01641](#)].
- [21] M. Becker, E. Copello, J. Harz, J. Lang and Y. Xu, *Confronting dark matter freeze-in during reheating with constraints from inflation*, *JCAP* **01** (2024) 053 [[2306.17238](#)].
- [22] N. Bernal, J. Harz, M.A. Mojahed and Y. Xu, *Graviton- and Inflaton-mediated Dark Matter Production after Large Field Polynomial Inflation*, [2406.19447](#).
- [23] B. Barman, S. Bhattacharya, S. Jahedi, D. Pradhan and A. Sarkar, *Lepton Collider as a window to Reheating*, [2406.11963](#).

- [24] P.J. Fox, R. Harnik, J. Kopp and Y. Tsai, *LEP Shines Light on Dark Matter*, *Phys. Rev. D* **84** (2011) 014028 [1103.0240].
- [25] Z.-H. Yu, Q.-S. Yan and P.-F. Yin, *Detecting interactions between dark matter and photons at high energy e^+e^- colliders*, *Phys. Rev. D* **88** (2013) 075015 [1307.5740].
- [26] R. Essig, J. Mardon, M. Papucci, T. Volansky and Y.-M. Zhong, *Constraining Light Dark Matter with Low-Energy e^+e^- Colliders*, *JHEP* **11** (2013) 167 [1309.5084].
- [27] K. Kadota and J. Silk, *Constraints on Light Magnetic Dipole Dark Matter from the ILC and SN 1987A*, *Phys. Rev. D* **89** (2014) 103528 [1402.7295].
- [28] Z.-H. Yu, X.-J. Bi, Q.-S. Yan and P.-F. Yin, *Dark matter searches in the mono-Z channel at high energy e^+e^- colliders*, *Phys. Rev. D* **90** (2014) 055010 [1404.6990].
- [29] A. Freitas and S. Westhoff, *Leptophilic Dark Matter in Lepton Interactions at LEP and ILC*, *JHEP* **10** (2014) 116 [1408.1959].
- [30] S. Dutta, D. Sachdeva and B. Rawat, *Signals of Leptophilic Dark Matter at the ILC*, *Eur. Phys. J. C* **77** (2017) 639 [1704.03994].
- [31] D. Choudhury and D. Sachdeva, *Model independent analysis of MeV scale dark matter. II. Implications from e^-e^+ colliders and direct detection*, *Phys. Rev. D* **100** (2019) 075007 [1906.06364].
- [32] S.-I. Horigome, T. Katayose, S. Matsumoto and I. Saha, *Leptophilic fermion WIMP: Role of future lepton colliders*, *Phys. Rev. D* **104** (2021) 055001 [2102.08645].
- [33] B. Barman, S. Bhattacharya, S. Girmohanta and S. Jahedi, *Effective Leptophilic WIMPs at the e^+e^- collider*, *JHEP* **04** (2022) 146 [2109.10936].
- [34] S. Kundu, A. Guha, P.K. Das and P.S.B. Dev, *EFT analysis of leptophilic dark matter at future electron-positron colliders in the mono-photon and mono-Z channels*, *Phys. Rev. D* **107** (2023) 015003 [2110.06903].
- [35] S. Bhattacharya, P. Ghosh, J. Lahiri and B. Mukhopadhyaya, *Mono-X signal and two component dark matter: New distinction criteria*, *Phys. Rev. D* **108** (2023) L111703 [2211.10749].
- [36] S.-F. Ge, K. Ma, X.-D. Ma and J. Sheng, *Associated production of neutrino and dark fermion at future lepton colliders*, *JHEP* **11** (2023) 190 [2306.00657].
- [37] K. Ma, *Mono- γ production of a dark vector at future e^+e^- colliders**, *Chin. Phys. C* **46** (2022) 113104 [2205.05560].
- [38] E. Singh, H. Bharadwaj and Devisharan, *Exploring new physics via effective interactions*, *Int. J. Mod. Phys. A* **39** (2024) 2450038 [2406.14389].
- [39] D. Borah, N. Das, S. Jahedi and B. Thacker, *Collider and CMB complementarity of leptophilic dark matter with light Dirac neutrinos*, **2408.14548**.
- [40] A. Nelson, L.M. Carpenter, R. Cotta, A. Johnstone and D. Whiteson, *Confronting the Fermi Line with LHC data: an Effective Theory of Dark Matter Interaction with Photons*, *Phys. Rev. D* **89** (2014) 056011 [1307.5064].
- [41] C. Arina, A. Cheek, K. Mimasu and L. Pagani, *Light and Darkness: consistently coupling dark matter to photons via effective operators*, *Eur. Phys. J. C* **81** (2021) 223 [2005.12789].
- [42] B.J. Kavanagh, P. Panci and R. Ziegler, *Faint Light from Dark Matter: Classifying and Constraining Dark Matter-Photon Effective Operators*, *JHEP* **04** (2019) 089 [1810.00033].

- [43] PLANCK collaboration, *Planck 2018 results. X. Constraints on inflation*, *Astron. Astrophys.* **641** (2020) A10 [[1807.06211](#)].
- [44] R. Kallosh and A. Linde, *Universality Class in Conformal Inflation*, *JCAP* **07** (2013) 002 [[1306.5220](#)].
- [45] R. Kallosh, A. Linde and D. Roest, *Superconformal Inflationary α -Attractors*, *JHEP* **11** (2013) 198 [[1311.0472](#)].
- [46] R. Kallosh and A. Linde, *Non-minimal Inflationary Attractors*, *JCAP* **10** (2013) 033 [[1307.7938](#)].
- [47] A.A. Starobinsky, *A New Type of Isotropic Cosmological Models Without Singularity*, *Phys. Lett. B* **91** (1980) 99.
- [48] A.A. Starobinsky, *Nonsingular Model of the Universe with the Quantum Gravitational de Sitter Stage and its Observational Consequences*, in *Second Seminar on Quantum Gravity*, 1981.
- [49] A.A. Starobinsky, *The Perturbation Spectrum Evolving from a Nonsingular Initially De-Sitter Cosmology and the Microwave Background Anisotropy*, *Sov. Astron. Lett.* **9** (1983) 302.
- [50] L.A. Kofman, A.D. Linde and A.A. Starobinsky, *Inflationary Universe Generated by the Combined Action of a Scalar Field and Gravitational Vacuum Polarization*, *Phys. Lett. B* **157** (1985) 361.
- [51] M.S. Turner, *Coherent Scalar Field Oscillations in an Expanding Universe*, *Phys. Rev. D* **28** (1983) 1243.
- [52] S. Sarkar, *Big bang nucleosynthesis and physics beyond the standard model*, *Rept. Prog. Phys.* **59** (1996) 1493 [[hep-ph/9602260](#)].
- [53] M. Kawasaki, K. Kohri and N. Sugiyama, *MeV scale reheating temperature and thermalization of neutrino background*, *Phys. Rev. D* **62** (2000) 023506 [[astro-ph/0002127](#)].
- [54] S. Hannestad, *What is the lowest possible reheating temperature?*, *Phys. Rev. D* **70** (2004) 043506 [[astro-ph/0403291](#)].
- [55] F. De Bernardis, L. Pagano and A. Melchiorri, *New constraints on the reheating temperature of the universe after WMAP-5*, *Astropart. Phys.* **30** (2008) 192.
- [56] P.F. de Salas, M. Lattanzi, G. Mangano, G. Miele, S. Pastor and O. Pisanti, *Bounds on very low reheating scenarios after Planck*, *Phys. Rev. D* **92** (2015) 123534 [[1511.00672](#)].
- [57] T. Hasegawa, N. Hiroshima, K. Kohri, R.S.L. Hansen, T. Tram and S. Hannestad, *MeV-scale reheating temperature and thermalization of oscillating neutrinos by radiative and hadronic decays of massive particles*, *JCAP* **12** (2019) 012 [[1908.10189](#)].
- [58] Y. Shtanov, J.H. Traschen and R.H. Brandenberger, *Universe reheating after inflation*, *Phys. Rev. D* **51** (1995) 5438 [[hep-ph/9407247](#)].
- [59] K. Ichikawa, T. Suyama, T. Takahashi and M. Yamaguchi, *Primordial Curvature Fluctuation and Its Non-Gaussianity in Models with Modulated Reheating*, *Phys. Rev. D* **78** (2008) 063545 [[0807.3988](#)].
- [60] N. Bernal and Y. Xu, *WIMPs during reheating*, *JCAP* **12** (2022) 017 [[2209.07546](#)].
- [61] B. Barman, N. Bernal, Y. Xu and O. Zapata, *Bremsstrahlung-induced gravitational waves in monomial potentials during reheating*, *Phys. Rev. D* **108** (2023) 083524 [[2305.16388](#)].

- [62] Y. Xu, *Ultra-high Frequency Gravitational Waves from Scattering, Bremsstrahlung and Decay during Reheating*, [2407.03256](#).
- [63] S. Davidson and S. Sarkar, *Thermalization after inflation*, *JHEP* **11** (2000) 012 [[hep-ph/0009078](#)].
- [64] A. Kurkela and G.D. Moore, *Thermalization in Weakly Coupled Nonabelian Plasmas*, *JHEP* **12** (2011) 044 [[1107.5050](#)].
- [65] K. Harigaya and K. Mukaida, *Thermalization after/during Reheating*, *JHEP* **05** (2014) 006 [[1312.3097](#)].
- [66] M. Drees and B. Najjari, *Energy spectrum of thermalizing high energy decay products in the early universe*, *JCAP* **10** (2021) 009 [[2105.01935](#)].
- [67] M. Drees and B. Najjari, *Multi-species thermalization cascade of energetic particles in the early universe*, *JCAP* **08** (2023) 037 [[2205.07741](#)].
- [68] K. Mukaida and M. Yamada, *Cascades of high-energy SM particles in the primordial thermal plasma*, *JHEP* **10** (2022) 116 [[2208.11708](#)].
- [69] K.D. Lozanov and M.A. Amin, *Equation of State and Duration to Radiation Domination after Inflation*, *Phys. Rev. Lett.* **119** (2017) 061301 [[1608.01213](#)].
- [70] K.D. Lozanov and M.A. Amin, *Self-resonance after inflation: oscillons, transients and radiation domination*, *Phys. Rev. D* **97** (2018) 023533 [[1710.06851](#)].
- [71] D. Maity and P. Saha, *(P)reheating after minimal Plateau Inflation and constraints from CMB*, *JCAP* **07** (2019) 018 [[1811.11173](#)].
- [72] P. Saha, S. Anand and L. Sriramkumar, *Accounting for the time evolution of the equation of state parameter during reheating*, *Phys. Rev. D* **102** (2020) 103511 [[2005.01874](#)].
- [73] S. Antusch, D.G. Figueroa, K. Marschall and F. Torrenti, *Energy distribution and equation of state of the early Universe: matching the end of inflation and the onset of radiation domination*, *Phys. Lett. B* **811** (2020) 135888 [[2005.07563](#)].
- [74] M.R. Haque and D. Maity, *Gravitational reheating*, *Phys. Rev. D* **107** (2023) 043531 [[2201.02348](#)].
- [75] S. Clery, Y. Mambrini, K.A. Olive, A. Shkerin and S. Verner, *Gravitational portals with nonminimal couplings*, *Phys. Rev. D* **105** (2022) 095042 [[2203.02004](#)].
- [76] R.T. Co, Y. Mambrini and K.A. Olive, *Inflationary gravitational leptogenesis*, *Phys. Rev. D* **106** (2022) 075006 [[2205.01689](#)].
- [77] K. Kaneta, Y. Mambrini and K.A. Olive, *Radiative production of nonthermal dark matter*, *Phys. Rev. D* **99** (2019) 063508 [[1901.04449](#)].
- [78] B. Barman, A. Ghoshal, B. Grzadkowski and A. Socha, *Measuring Inflaton Couplings via Primordial Gravitational Waves*, [2305.00027](#).
- [79] PARTICLE DATA GROUP collaboration, *Review of Particle Physics*, *PTEP* **2022** (2022) 083C01.
- [80] PLANCK collaboration, *Planck 2018 results. VI. Cosmological parameters*, *Astron. Astrophys.* **641** (2020) A6 [[1807.06209](#)].
- [81] P. Bambade et al., *The International Linear Collider: A Global Project*, [1903.01629](#).

- [82] A. Alloul, N.D. Christensen, C. Degrande, C. Duhr and B. Fuks, *FeynRules 2.0 - A complete toolbox for tree-level phenomenology*, *Comput. Phys. Commun.* **185** (2014) 2250 [[1310.1921](#)].
- [83] J. Alwall, M. Herquet, F. Maltoni, O. Mattelaer and T. Stelzer, *MadGraph 5 : Going Beyond*, *JHEP* **06** (2011) 128 [[1106.0522](#)].
- [84] T. Sjöstrand, S. Ask, J.R. Christiansen, R. Corke, N. Desai, P. Ilten et al., *An introduction to PYTHIA 8.2*, *Comput. Phys. Commun.* **191** (2015) 159 [[1410.3012](#)].
- [85] DELPHES 3 collaboration, *DELPHES 3, A modular framework for fast simulation of a generic collider experiment*, *JHEP* **02** (2014) 057 [[1307.6346](#)].
- [86] K. Fujii et al., *The role of positron polarization for the initial 250 GeV stage of the International Linear Collider*, [1801.02840](#).
- [87] ILC INTERNATIONAL DEVELOPMENT TEAM collaboration, *The International Linear Collider: Report to Snowmass 2021*, [2203.07622](#).
- [88] G. Cowan, K. Cranmer, E. Gross and O. Vitells, *Asymptotic formulae for likelihood-based tests of new physics*, *Eur. Phys. J. C* **71** (2011) 1554 [[1007.1727](#)].