

Attenuation of Boosted Dark Matter in Two Component Dark Matter Scenario

Nilanjana Kumar¹, Gaadha Lekshmi²

*Centre for Cosmology and Science Popularization, SGT University,
Gurugram (Haryana)-122505, India*

Abstract

Boosted dark matter constitutes a small fraction of the total dark matter in the universe, with mass ranging from eV to MeV and often exhibiting (semi)relativistic velocity. Hence the likelihood of detecting boosted dark matter in earth-based direct detection experiments is relatively high. There is more than one explanation for the origin of the boosted dark matter(subdominant) including the two-component dark matter models where the heavier dark matter species(dominant) annihilates to nearly monoenergetic light dark matter particles in the galactic halo. If the dominant dark matter species is heavier (MeV-GeV), the subdominant light dark matter achieves very high velocity. These boosted dark matter particles suffer from elastic scattering with electrons and nuclei while crossing the atmosphere and the earth's crust before reaching underground experiments and hence the kinetic energy of the dark matter is attenuated. In the two component dark matter scenario, we show that the boost of the dark matter, kinetic energy and its attenuation highly depend on the dark matter masses. We perform a detailed study of the attenuation of boosted dark matter as a function of the DM-nucleus (without/with form factor) and DM-electron cross sections. For a 10 MeV dark matter with boost ~ 10 -100, the effect of DM-electron scattering is found to be severe than the DM-nucleus scattering (with form factor) for scattering cross sections $\sim 10^{-29}\text{cm}^2$. We also found that the attenuation of the kinetic energy results in a shift in the peak position of the boosted dark matter flux.

1 Introduction

The observational evidence of dark matter (DM) [1, 2] in the universe and its gravitational effects are well explained by the idea of cold dark matter (CDM). It is a popular assumption that dark matter interacts very *weakly* with ordinary matter which is composed of Standard Model (SM) particles and its thermal relic abundance [2] is set by its direct couplings to the standard model particles. Thus it is very challenging to detect the dark matter particles. Direct detection (DD) experiments which are in deep underground, observe the scattering of the DM particle with the target element, and measure the recoil energy of electron or the nucleus. However, the average velocity of the CDM (~ 220 km/s) in the galactic halo restricts the amount of recoil energy deposited in the detectors. Experiments such as XENONnT [3], LUX-ZEPLIN(LZ) [4], DEAP-3600 [5], CRESST [6], SuperCDMS [7] and others [8, 9] have put strong limits on the mass of CDM. The stringent limits put by such experiments on the DM-nucleon spin-independent (DM-electron) cross section is $\mathcal{O}(10^{-48}\text{cm}^2)$ ($\mathcal{O}(10^{-41}\text{cm}^2)$) for dark matter mass $\mathcal{O}(10$ GeV) [4] ($\mathcal{O}(100$ MeV) [3]). However, most of the current direct detection experiments are not sensitive to the dark matter masses below 100 MeV. Light dark matter particles are predicted in many Beyond Standard Model (BSM) theories [10, 11, 12].

If the light dark matter particles achieve relativistic velocity at the present universe, the recoil energy of electrons or the nucleons will be large at the detectors, forcing the light dark matter particles in the detectable range of the direct detection experiments. These light dark matter particles, travelling

¹nilanjana.kumar@gmail.com

²gaadha15@gmail.com

with relativistic speed are termed as Boosted Dark Matter (BDM). There are more than one natural explanation of the boosted dark matter production: 1. Interaction with cosmic rays (CR) or high energy neutrinos [13, 14], 2. Evaporation from Primordial Black Holes (PBH) [15], 3. DSNB and Blazar boosted dark matter [16, 17, 18], 4. Annihilation of the heavy (dominant) DM in the galactic halo at present time [19, 20]. In all these cases, the boosted dark matter is the subdominant component of the total DM relic and hence the flux of the boosted dark matter is comparatively small.

Due to the small flux of the BDM, large volume detectors are preferred for BDM detection. All the earth based large volume detectors are situated deep underground. Experiments such as XENONnT [3], LUX-ZEPLIN(LZ) [4], DarkSide-20k [21] and PandaX [22] are at distance of 1.4 km - 2.4 km from the surface of earth with target material volume in the range of 2-20 metric tonnes. The BDM particles travel through the atmosphere and earth's crust before reaching the detectors. The BDM particles collide with the particles in the atmosphere and the elements inside the earth's crust and its initial kinetic energy is attenuated. As a result, the BDM flux also suffers from attenuation. The attenuation effect due to the atmosphere is very less compared to the attenuation due to the earth's crust [13]. Effect of attenuation on the boosted dark matter has been studied recently in the context of CR or blazar boosted dark matter and boosted dark matter from evaporation of PBH with great importance. It has been shown that if the effect of attenuation is considered, the experimental predictions of the upper and lower exclusion limits change at LZ and XENON experiments [16, 13]. For example, if the DM gets boosted by collision with DSNB, DM mass is between 0.1 MeV -1000 MeV, and the kinetic energy is less than 10 MeV, then scattering cross sections larger than $\geq \mathcal{O}(10^{-28}) \text{ cm}^2$ are disfavored [16]. Whereas, Ref:[13] shows that for CR boosted DM, cross-section larger than $\mathcal{O}(10^{-28}) \text{ cm}^2$ are excluded if DM mass is $\geq \mathcal{O}(1) \text{ MeV}$ and if the kinetic energy $\geq \mathcal{O}(1) \text{ GeV}$. These exclusion limits on the cross section not only depends on the mass of the dark matter, and kinetic energy, the distribution of kinetic energy, but also on the flux of BDM and its source.

In this paper, we choose a working model of two component dark matter, where the annihilation of the dominant DM species A produces the boosted dark matter B . Boosted dark matter in two component scenarios are studied in Ref:[19, 20, 23] and the interactions are modelled in such a way that there exist a very small annihilation rate for $AA \rightarrow BB$ at present day which is responsible for producing relatively small amount of highly energetic dark matter flux for B . The annihilation $AA \rightarrow BB$ produces two nearly mono-energetic boosted dark matter B with energy (T_B) close to the mass of A ($T_B \sim m_A$), hence the boosted dark matter flux can be approximated as a normal distribution with small width (σ), and in the limit $\sigma \rightarrow 0$, it tends to a Dirac delta distribution. Thus the flux of the BDM in this case is nearly mono-energetic as compared to the boosted dark matter flux in CR or DSNB boosted dark matter scenario. Also, the kinetic energy of the BDM and the boost are not independent quantities but are functions of the dark matter masses. Another novelty of these models is that the position of the peak of BDM flux is at $T_B = m_A$. Hence detection of the boosted dark matter B gives us insight about the non-boosted dark matter component A as well.

In some scenarios the boost of the DM particle (B) has turned out to be very large ($\geq 10^4$)[19]. The boost of the DM candidate enhances its detectability in experiments, and for such high boost, the attenuation of kinetic energy (T_B) due to the atmosphere and earth's crust is negligible. In this paper we study the attenuation of the boosted dark matter's kinetic energy due to the collision with both electron and the nucleons for two scenarios: 1.Boost($\geq \mathcal{O}(10^2)$): When the boost and the kinetic energy of the BDM is very high, and 2.Boost($\leq \mathcal{O}(10^2)$): When the boost and the kinetic energy of the BDM is moderate. We follow the analytical approach which is based on one dimensional collision approximation [24, 25]. Previously, it has been shown that the inclusion of nuclear form factor affects the attenuation of the kinetic energy [13]. In this paper, the effect of including the nuclear form factor [26] in the DM-nucleon scattering is studied in detail for the above scenarios. The

DM-electron scattering is also not negligible for the MeV scale boosted dark matter. We have studied both the scattering process in detail and their co-relation with the dark matter masses and kinetic energy. The attenuation is also found to be highly dependent on the value DM-nucleon(σ_{Bn}) and DM-electron(σ_{Be}) scattering cross sections. We have treated the cross sections in a model independent way so that the result can be translated to any two component boosted dark matter model. We also study the attenuation of the BDM flux and have found that in some cases the peak value of the BDM flux shifts. This shift is a function of DM masses m_A , m_B and the scattering cross section/s. Therefore, if the attenuation is large, the position of the peak in the attenuated BDM flux does not always predict the correct mass of the dominant dark matter (A).

In Section 2, we discuss the galactic flux of the boosted dark matter for a two component dark matter model and its variation with the boost and different dark matter density profiles and annihilation cross section. Section 3 focuses on the attenuation of boosted dark matter as it traverses through the atmosphere and the earth's crust. First (Section 3.1) we consider the nuclear scattering with form factor = 1 and then we extend this analysis to cases where the nuclear form factor is not equal to one (Section 3.2). The effect of the nuclear form factor and its variation with the kinetic energy of the boosted dark matter particle is studied in detail. In Section 3.3, we study the scattering of boosted dark matter with electrons, exploring its effect on the kinetic energy and flux of the BDM. Finally, in Section 4 we conclude with our findings.

2 Galactic Flux of Boosted Dark Matter

In a two component dark matter model, the interaction among the DM candidates and/or with Standard Model (SM) particles depend on the details of model building. The interaction between two DM particles can be modelled by portal type interactions, mediated by Standard Model particles such as Higgs boson or BSM particles such as a dark photon [23], heavy or light Higgs [27], or gauge bosons [28]. However, we adopt a model independent analysis of two component dark matter scenario in this paper.

Let us consider a working model of two component dark matter. In this model the boosted dark matter (B) is produced today at the galactic halo via the annihilation of the dominant DM (A): $AA \rightarrow BB$. If the dark matter A is at rest then the centre of mass energy is $s \sim 4m_A^2$ and the annihilation cross section in the non relativistic limit can be approximated as, $\langle \sigma_{AA \rightarrow BB} v \rangle \sim \sigma_{AA \rightarrow BB} v$. This annihilation cross section is a function of the model parameters in any two component dark matter model. The cross section is very large if there is a resonance effect due to the mass of the mediator particle [19]. Whereas for models with mass less mediators (dark photon [23]) such effects are absent. In this analysis we choose some benchmark values of the annihilation cross section to address the vast range of possible annihilation cross sections predicted in different literature.

If there is significant mass difference among two DM candidates A and B , B achieves very high velocity. This is described in terms of $boost(\gamma)$ which is a function of the velocity (v_B) of the dark matter. Boost can be expressed as the ratio of the DM candidate masses.

$$\gamma = \frac{1}{\sqrt{1 - v_B^2}} \sim \frac{m_A}{m_B} \quad (1)$$

The kinetic energy of the boosted dark matter (B) is

$$T_B = \gamma m_B. \quad (2)$$

The masses of the dark matter particles in a particular model are constrained from the DM relic density measurement [2] and other experimental observations. Here we consider two cases: $m_A > 1$ GeV and $m_A < 1$ GeV and plot the boost as a function of m_B in Figure 1. We have found that depending on the mass of the dark matter B the boost can be high ($\geq \mathcal{O}(10^2)$) or moderate ($\leq \mathcal{O}(10^2)$). When viewed from the perspective of the boosted dark matter particle detection, the detection sensitivity is found to be larger even if the dark matter particles are boosted by a factor of $\mathcal{O}(10^2)$ [20].

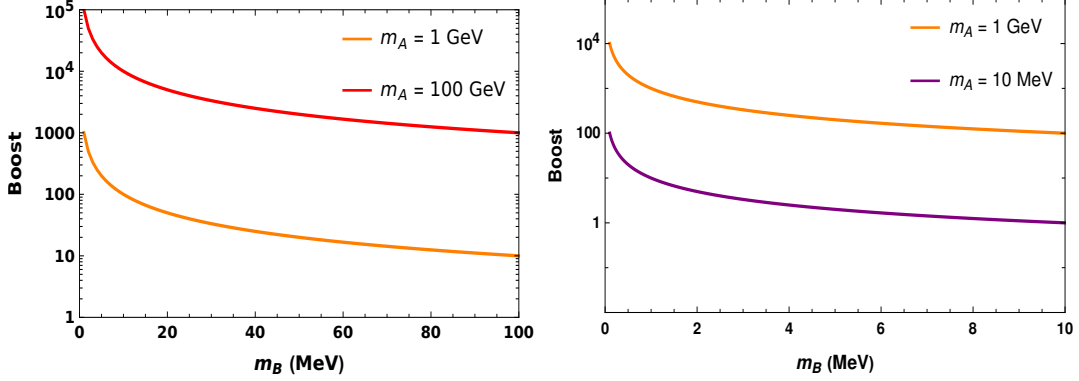


Figure 1: Boost as a function of mass m_B when $m_A \geq 1$ GeV (left) and $m_A \leq 1$ GeV (right).

The differential flux of the boosted dark matter B from the galactic centre is [23],

$$\frac{d\phi}{d\Omega dT_B} = \frac{1}{4} \frac{r_{\text{Sun}}}{4\pi} \left(\frac{\rho_{\text{local}}}{m_A} \right)^2 J \langle \sigma_{AA \rightarrow BB} v \rangle \frac{dN_B}{dT_B}, \quad (3)$$

where $r_{\text{Sun}} = 8.33$ kpc is the distance from the sun to the GC and $\rho_{\text{local}} = 0.3$ GeV/cm³ is the local DM density. Since the $AA \rightarrow BB$ annihilation process produces two nearly mono-energetic boosted dark matter B with energy close to the mass of A , the differential energy spectrum is expressed as,

$$\frac{dN_B}{dT_B} = 2 \delta(T_B - m_A) \quad (4)$$

Note that, in this scenario the boosted dark matter particles have the same energy equal to m_A . Also, the mass of the boosted dark matter (B) has no effect in the galactic flux unlike the CR or DSNB boosted dark matter scenario, where the flux is highly dependent on the mass of the dark matter particle.

We also define the the following dimensionless integral over the line of sight, which depends on the DM density profile.

$$J = \int_{\text{l.o.s}} \frac{ds}{r_{\text{Sun}}} \left(\frac{\rho(r(s, \theta))}{\rho_{\text{local}}} \right)^2 \quad (5)$$

The most commonly used density profile is the Navarro-Frenk-White (NFW) [29] given by

$$\rho_{\text{NFW}}(r) = \frac{\rho_{\text{local}}}{\frac{r}{R} (1 + \frac{r}{R})^2} \quad (6)$$

where r is the distance from the galactic center and R is the scale radius of Milky Way. This profile features a steep (cusp) at the central region of the galaxy that falls as $\rho(r) \propto \frac{1}{r}$. In addition to NFW,

another “cuspy” profile is the Einasto profile [30]. On the other hand, the Burkert [31] profile has a core-like structure, featuring a constant density at smaller radii that eventually falls off at larger radii.

$$\rho_{Burkert}(r) = \frac{\rho_{local}}{(1 + \frac{r}{R})(1 + \frac{r^2}{R^2})} \quad (7)$$

For the different profiles, we use the interpolation function $J(\theta)$ provided in [32] and integrate it over the whole sky where θ ranges from 0 to π and ϕ ranges from 0 to 2π . The values of J for different profiles over the whole sky is derived and given in Table 1.

Profiles	J (whole sky)
Einasto	42.27
NFW	34.58
Burkert	19.17

Table 1: Values of J for different DM profiles integrated over the whole sky.

In Figure 2 we plot the total flux of the BDM by integrating eq. 5 over the whole sky. The total flux is directly proportional to the annihilation cross section and inversely proportional to m_A^2 . Hence, the flux increases for the larger values of the annihilation cross section. Also in the scenario $m_A < 1$ GeV large amount of flux is produced. In Figure 2 we also show the comparison between the NFW and Burkert profiles and we found that choosing NFW profile always results in larger amount of flux.

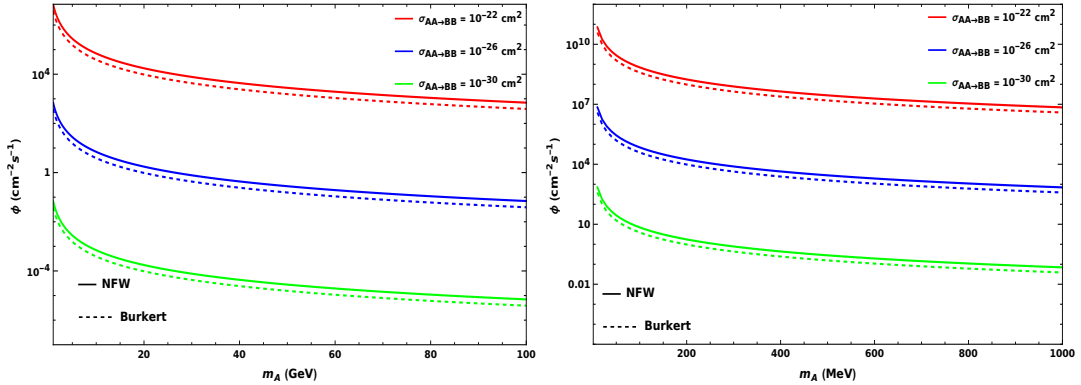


Figure 2: Total BDM flux as a function of m_A is shown for the monochromatic distribution assumed in Eq. 4 at different benchmark values of the annihilation cross section. The dominant dark matter masses are $m_A > 1$ GeV (left) and $m_A < 1$ GeV (right).

Our discussion so far is based on the scenario that all boosted dark matter particles (B) have same energy ($= m_A$) due to the ideal condition assumed in Eq. 4, where the dark matter particle A only couples with other dark matter candidate B [23]. Now, in some models, A couples with the SM as well and hence the annihilation $AA \rightarrow SSM$ is allowed. In this case, the flux of dark matter B originating from the process $AA \rightarrow BB$ (still active but by a small amount in present universe) may have a distribution over a range of energy [20]. This energy distribution of the boosted dark matter depend on the kinematics of the exact model and also the velocity distribution of the dark matter A in the galaxy [33]. Hence it is a reasonable assumption that the flux of the boosted dark matter follows a normal distribution over a range of kinetic energy, with σ being the width of the distribution. In the limit σ tends to zero, we get back the limiting case in Eq. 4. The energy distribution of the

boosted dark matter can be wide or narrow depending on the values of m_A that are allowed by the model of concern. Here we choose the width $\sigma \leq 3$. In Figure 3 we show the differential flux $\frac{d\phi}{dT_B}$ for two different energy regions. The kinetic energy of the boosted DM has a peak at $T_B = m_A = 10$ MeV in the left plot and at $T_B = m_A = 1$ GeV in the right plot. The differential flux is calculated by assuming different σ as well.

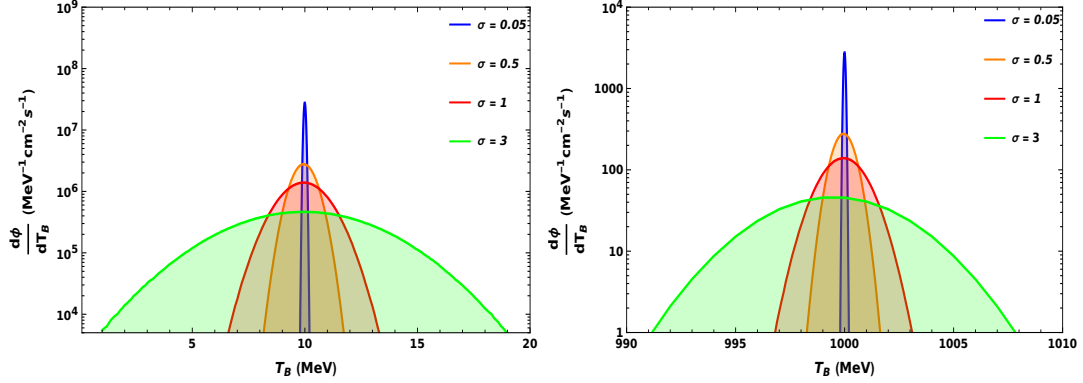


Figure 3: Differential flux of the boosted dark matter as a function of its kinetic energy (T_B) at different width (σ) of the normal distribution.

3 Attenuation of the Boosted Dark Matter

We have observed in the previous section that the kinetic energy of the boosted dark matter is either very large (\sim GeV) or moderate (\sim MeV), depending on the mass of the annihilating dark matter mass (m_A). Hence there is a greater chance to observe the boosted DM in the direct detection experiments even if the mass of the boosted dark matter (B) is in the MeV range. The flux of dark matter particles passes through the atmosphere and the crust of earth before reaching the underground detection experiments. Hence the dark matter particle suffer from elastic collision³ with the electrons and nucleus of the atoms in their journey towards the detectors. As a result, the kinetic energy of the boosted dark matter reaching the detector is attenuated compared to its initial value. Hence it is very crucial to study the attenuation of the kinetic energy and the flux of the dark matter.

When the dark matter particle crosses the crust of the earth, the energy loss is significant compared to the energy loss while crossing earth's atmosphere [13]. If the dark matter is highly boosted, then there is a lesser chance to suffer from collisions, and hence the attenuation of the kinetic energy is sometime neglected. In the following we show that the attenuation not only depends on the kinetic energy of the boosted dark matter, but also depends on the electron and nucleon scattering cross section and the mass of the boosted dark matter particles as well.

The rate of change of the kinetic energy of the boosted dark matter (B) with respect to the distance z is

$$\frac{dT_B}{dz} = - \sum_i n_i \int_0^{T_i^{\max}} \frac{d\sigma_{Bi}}{dT_i} T_i dT_i, \quad (8)$$

³For the dark matter particles with high boost, the Deep Inelastic Scattering may have significant effect but it depends heavily on the mass of the mediator [34].

where, $i = e, N$ for electron or nucleus species respectively and n_i is the number densities of nucleus species N or electron in the earth crust. n_N for oxygen is calculated⁴ to be $4.7 \times 10^{22} \text{ cm}^{-3}$ and for electron we assume a constant number density, $n_e = 8 \times 10^{23} \text{ cm}^{-3}$ [36]. z is the distance travelled by the BDM particles from the point of impact on the Earth's surface to the location of the detector. z can be expressed as[16]

$$z = -(R_E - h_d) \cos \theta_z + \sqrt{R_E^2 - (R_E - h_d)^2 \sin^2 \theta_z} \quad (9)$$

where, R_E is the radius of the Earth, θ_z is the detector's zenith angle and h_d is the depth at which the detector is located and where the zenith angle is zero. Throughout this work, we assume the case where $\theta_z = 0$ ($z = h_d$).

The differential cross section for DM-electron/nucleon collision is expressed as

$$\frac{d\sigma_{Bi}}{dT_i} = \frac{\sigma_{Bi}}{T_i^{\max}(T_B)} \quad (10)$$

and the maximal recoil energy of the the electron or the nucleon is found to be

$$T_i^{\max}(T_B) = \left[1 + \frac{(m_i - m_B)^2}{2m_i(T_B + 2m_B)} \right]^{-1} T_B. \quad (11)$$

3.1 Nuclear Scattering: Form factor = 1

Let us first discuss the scattering of the boosted dark matter with the nucleus first. The DM-nucleon cross section σ_{Bn} depends on the mediator particle/s which communicates between the dark sector and the visible sector. The DM-nucleon cross section has two parts, one is spin dependent and the other is spin independent. The spin of the nucleus arises from the unpaired nucleon. Hence the spin dependent cross section is more important for the light nuclei [37]. However, the chemical component of earth tells us that it is made up with moderately heavy elements $\sim 47\%$ Oxygen (^{16}O), $\sim 28\%$ Silicon (^{28}Si) and rest is mostly Iron, Calcium, Potassium, Sodium and Magnesium [35]. Thus we can neglect the spin dependent cross section while studying the scattering of the DM due to the abundance of the above elements on earth.

The spin independent part of the DM-Nucleus cross section, σ_{BN} , is related to the atomic number (A) and DM-nucleon cross section, σ_{Bn} , as

$$\sigma_{BN}(q^2) = \frac{\mu_N^2}{\mu_n^2} A^2 \sigma_{Bn} F^2(q^2) \quad (12)$$

where, μ_N is the DM-nucleus reduced mass and μ_n is the DM-nucleon reduced mass. A is the mass number of the nuclei and q denotes the momentum transfer $\sqrt{2m_N T_N}$, where T_N is the nuclear recoil energy. Here, we assume the DM-nucleon scattering to be isospin conserving. The form factor $F(q^2)$ accounts for the finite size of the nucleus. One may approximate it with Helm form factor [26, 38]. For the heavier nuclei, Helm form factor takes the following form:

$$F(q^2) = \frac{3j_1(qR_1)}{qR_1} e^{-\frac{1}{2}q^2 s^2} \quad (13)$$

⁴ $n_N = \rho \cdot f_i / m_i$ where ρ is constant mass density of earth's crust, f_i is the mass fraction of the nuclei with mass m_i . For oxygen, $n_N = 1.514 \times 10^{27} (\text{MeV}/\text{cm}^3) \times 0.466/14900 (\text{MeV})$ [35].

where $j_1(x)$ is the spherical Bessel function of the first kind, $R_1 = \sqrt{R_A^2 - 5s^2}$ with $R_A \approx 1.2A^{1/3}$ fm, and $s \approx 1$ fm.

Since the dominant chemical component of earth's crust is Oxygen, $m_N \approx 15$ GeV, we consider the case where $m_B, T_B \ll m_N$. In this limit we can write,

$$\frac{dT_B}{dz} = -\frac{1}{\ell(T_B)} \left(T_B + \frac{T_B^2}{2m_B} \right). \quad (14)$$

Here ℓ is the mean free path for energy loss, given by,

$$\frac{1}{\ell(T_B)} = 2m_B \sum_N g_N(T_B) n_N \sigma_{BN} / m_N \quad (15)$$

The factor g_N is calculated by integrating the following quantity that involves the nuclear form factor as

$$g_N(T_B) = \int_0^{T_N^{\max}} F_N^2(q^2) \frac{2T_N}{(T_N^{\max})^2} dT_N. \quad (16)$$

We first solve for the attenuation of kinetic energy in the limiting case, when $F_N(q^2) \rightarrow 1$. In this limit g_N approaches unity. Hence,

$$\frac{1}{\ell} = 2m_B \sum_N n_N \sigma_{BN} / m_N \quad (17)$$

and the analytical solution for the kinetic energy of the boosted dark matter at a distance z is,

$$T_B(z) = \frac{T_B(0)e^{-z/\ell}}{1 + \frac{T_B(0)}{2m_B} (1 - e^{-z/\ell})}. \quad (18)$$

In Figure 4 we show the effect of attenuation of the kinetic energy for different DM masses with no

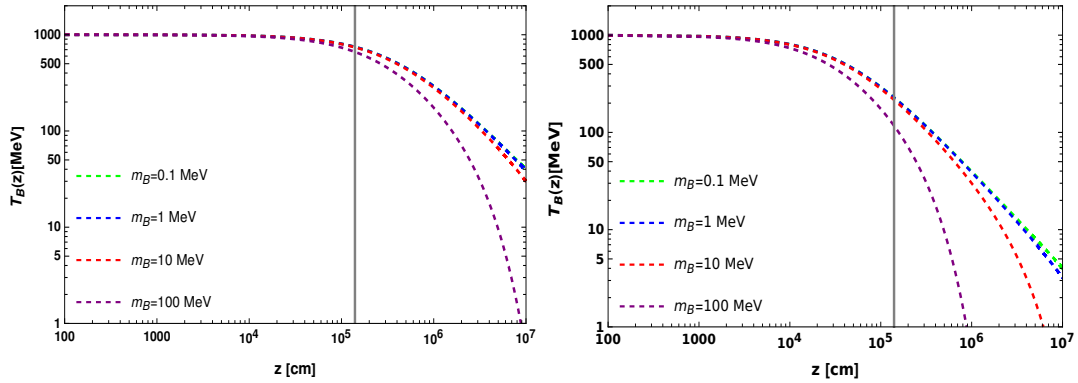


Figure 4: Attenuation of the kinetic energy of boosted dark matter as a function of distance (z) is shown when $F_N^2(q^2) = 1$ and for different masses of the dark matter (m_B). $\sigma_{Bn} = 3 \times 10^{-30} \text{cm}^2$ (left) and $\sigma_{Bn} = 3 \times 10^{-29} \text{cm}^2$ (right). The gray vertical line shows $z = 1.4$ km is the depth of XENON experiment.

form factor. Note that, even if the initial kinetic energy is same for all m_B , the boost is different ($\gamma = m_A/m_B \sim T_B/m_B$) in each case. Figure 4 shows that even if the DM-nucleon cross section is larger by one order of magnitude, the kinetic energy is more attenuated. Also, if the DM is very

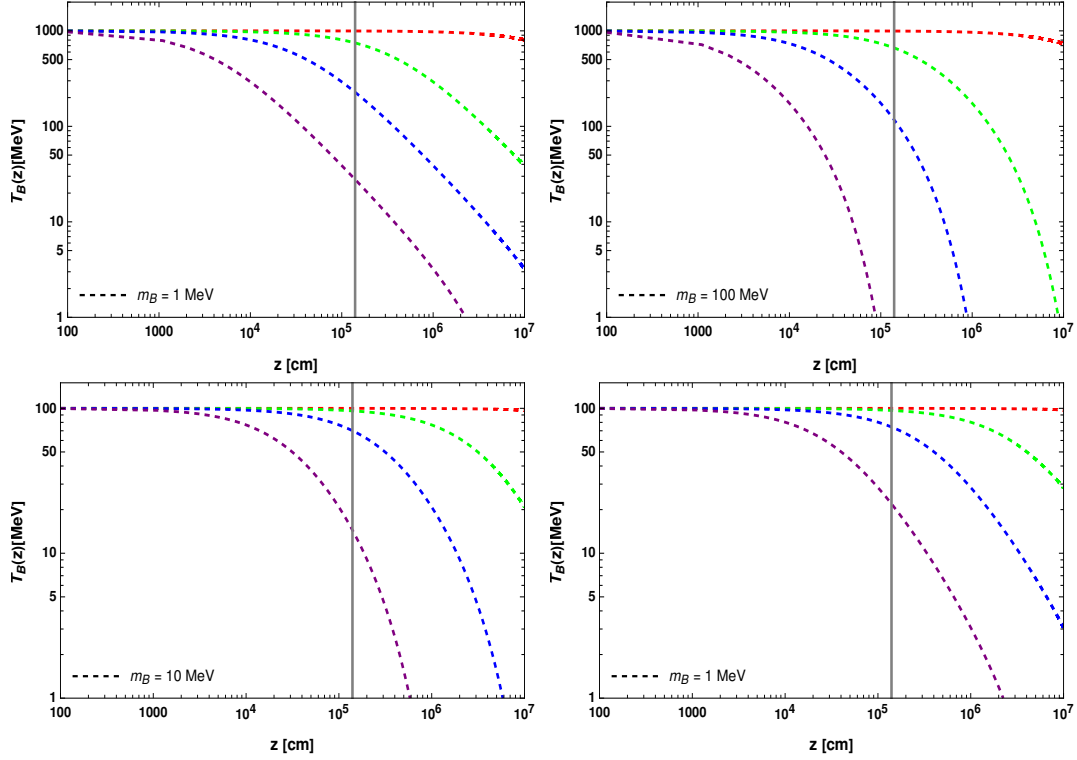


Figure 5: Attenuation of kinetic energy of BDM as a function of distance (z) is shown when $F_N^2(q^2) = 1$ and for different DM-nucleon cross-sections. $\sigma_{Bn} = 3 \times 10^{-32} \text{ cm}^2$ (Red), $3 \times 10^{-30} \text{ cm}^2$ (Green), $3 \times 10^{-29} \text{ cm}^2$ (Blue), $3 \times 10^{-28} \text{ cm}^2$ (Purple). The gray vertical line shows $z = 1.4 \text{ km}$ is the depth of XENON experiment.

light, the kinetic energy suffers from less attenuation compared to the heavier DM when they have same initial kinetic energy. In Figure 5 we show the attenuation effect for two different initial kinetic energies : 1 GeV and 100 MeV. If the mass of the DM is fixed, but the initial kinetic energies are different, then for larger kinetic energy the attenuation is more. for example, if the BDM has mass $\sim 100 \text{ MeV}$ and very large initial kinetic energy ($\sim 1 \text{ GeV}$), then the final kinetic energy of the BDM reaching the underground detector will suffer from heavy attenuation if the scattering cross section is also large. However, for smaller scattering cross section the attenuation is comparatively less when other parameters are unchanged.

3.2 Nuclear Scattering: Form Factor $\neq 1$

Boosted dark matter particles travel with high kinetic energy and hence the momentum transfer(q) is large when the DM particles scatter with the nuclei. Hence, the effective DM-nucleon cross section depends on the form factor of the nuclei $F_N(q^2)$. In other words, the effect of the Helm form factor [26, 38] becomes non-negligible for larger q because $g_N(T_B)$ takes values less than 1. The Helm form factor can be approximated as a Gaussian form factor,

$$F_N(q^2) \approx e^{-q^2/\Lambda_N^2} \quad (\text{for } qR_1 < \zeta_1), \quad (19)$$

where $\Lambda_N^{-2} \approx R_1^2/a^2 + s^2/2$ and $a \approx 3.2$. For oxygen nuclei $\Lambda_N \approx 0.207$ GeV. The integration over the form factor in eq.16 results in,

$$g_N(T_B) = \frac{\Lambda_N^2}{8m_N^2 T_N^{max}(T_B)^2} \left(\Lambda_N^2 - e^{-\frac{4m_N T_N^{max}(T_B)}{\Lambda_N^2}} (\Lambda_N^2 + 4m_N T_N^{max}(T_B)) \right) \quad (20)$$

In Figure6 we show the variation of g_N with kinetic energy (T_B) of the boosted dark matter particles. When the mass of the boosted dark matter is 100 MeV or smaller, g_N is almost constant (~ 1) for

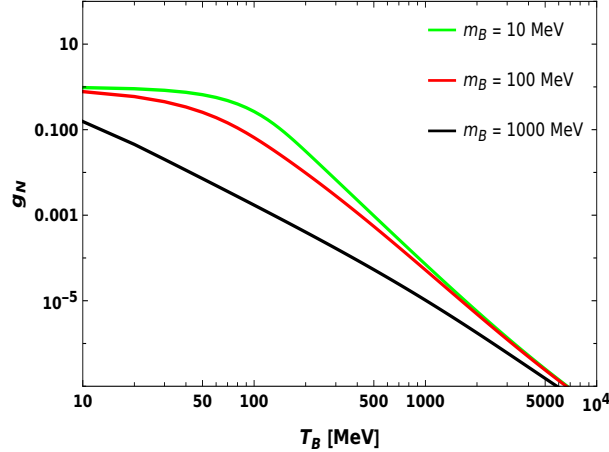


Figure 6: Variation of g_N with the kinetic energy of the boosted dark matter is shown for different boosted dark matter masses.

kinetic energies in the range $T_B < 100$ MeV. But when the kinetic energy is larger than 100 MeV, g_N starts to decrease. This eventually increases the mean free path for the energy loss (see eq.15) and the kinetic energy does not suffer from large attenuation as compared to the case when $g_N = 1$ ($F_N(q^2) \rightarrow 1$). Moreover, if the boosted dark matter is heavier than 100 MeV then g_N is less than 1 even at kinetic energies ≤ 10 MeV.

For $g_N < 1$ the expression of kinetic energy as a function of z (Eq.14) is not exactly solvable. For kinetic energies more than 1 GeV, some approximate solutions exist ([13]) but for kinetic energies less than 1 GeV, we have to solve eq.14 numerically. In Figure7 we plot the numerical solution of the kinetic energy as a function of z for different initial values. The mass of the boosted dark matter and DM-nucleon cross section are kept fixed. We also show the scenario with $F_N(q^2) = 1$ by the dotted lines.

If the kinetic energy of the BDM is 100 MeV or less, the numerical solution with form factor ($F_N^2(q^2) \neq 1$) agrees with the case when form factor is one ($F_N^2(q^2) = 1$). But when the initial kinetic energy of the BDM is large, the effect of the form factor becomes more relevant and the kinetic energy of the BDM suffer from less attenuation (in some cases no attenuation at all) in kinetic energy. This is true then the BDM mass is in the range 1 MeV to 100 MeV. But if the initial kinetic energy is between (100-500 MeV), which corresponds to the boost factor $\sim 10^2$, the final kinetic energy suffers from significant attenuation. For example, for 1 MeV BDM particle, if the initial kinetic energy is 100 MeV, the final kinetic energy at the XENON experiment (1.4 km underground) will be ~ 50 MeV. For experiments situated in more depth, $z > 1.4$ km, kinetic energy will be more attenuated. Increasing the cross section (even by $\mathcal{O}(1)$) results in significantly stronger attenuation. However, as mentioned earlier, due to the effect of form factor, BDM with higher kinetic energy suffers from lesser attenuation

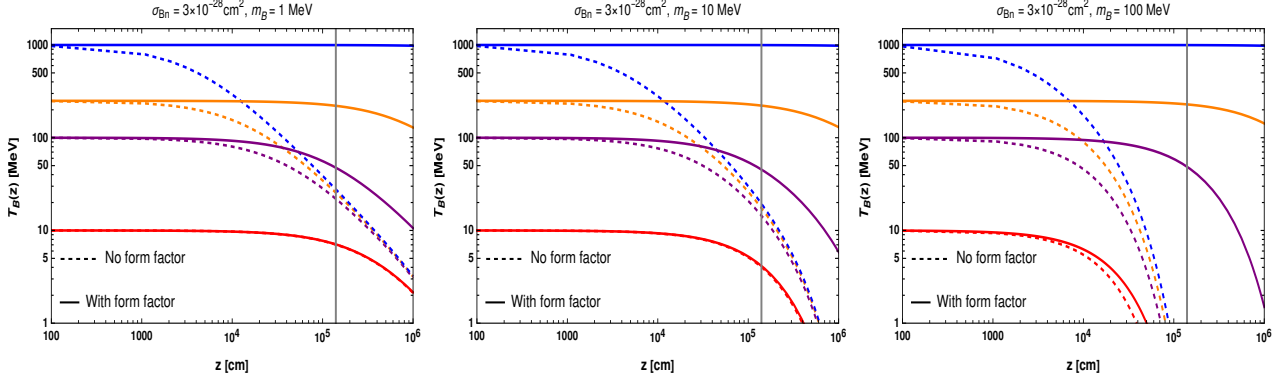


Figure 7: Kinetic energy of the boosted dark matter as a function of z is shown for different values of the kinetic energy when $F_N^2(q^2) \neq 1$. The boost factors (m_A/m_B) are 10–1000 (left), 1–100 (middle), 0.1–10 (right). $\sigma_{Bn} = 3 \times 10^{-28} \text{ cm}^2$ and the gray vertical line shows $z = 1.4 \text{ km}$ for the XENON experiment.

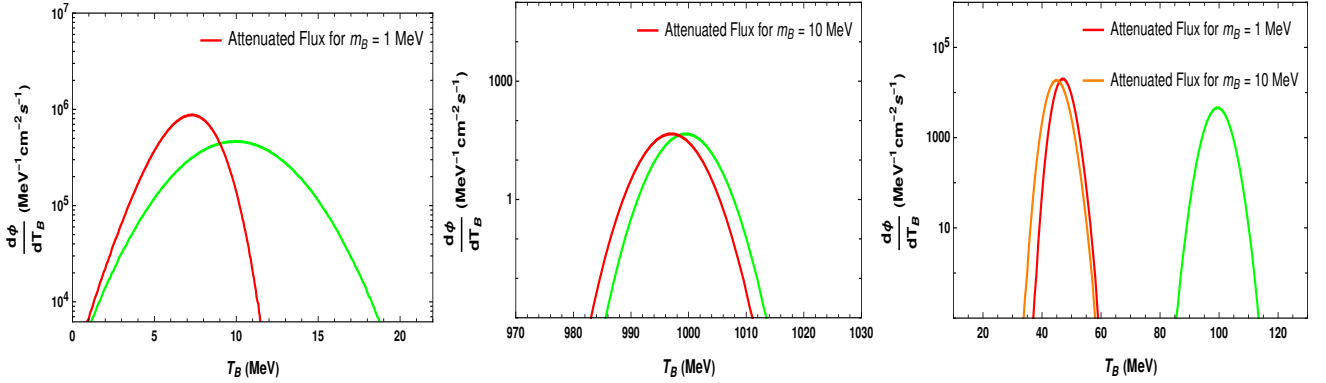


Figure 8: Initial flux (Green) and attenuated flux (Red and Orange) at $z = 1.4 \text{ km}$ *with form factor* ($F_N^2(q^2) \neq 1$) for different $T_B = m_A$ and m_B . σ_{Bn} is fixed at $3 \times 10^{-28} \text{ cm}^2$ and width of the BDM flux is $\sigma = 3$. The boost is $= m_A/m_B$, and the peak value of T_B is at m_A .

compared to the case where form factor = 1. Hence decreasing the cross section shows very less to no significant effect when the initial kinetic energy is large ($\geq 100 \text{ MeV}$) and $F_N^2(q^2) \neq 1$.

The flux of the BDM in terms of the attenuated kinetic energy is expressed as,

$$\left. \frac{d\phi}{dT_B} \right|_z = \frac{4m_B^2 e^{z/\ell}}{(2m_B + T_B - T_B e^{z/\ell})^2} \left. \frac{d\phi}{dT_B} \right|_{z=0}. \quad (21)$$

The boosted dark matter flux reaching the XENON experiment is calculated using the form factors as discussed in the previous section. In Figure 8 we show the boosted dark matter flux reaching the earth with peak values at $T_B (= M_A) = 10, 100$ and 1000 MeV and also the flux reaching the XENON experiment, which is a function of attenuated kinetic energy. As the energy distribution of the boosted dark matter is very narrow, the attenuation of the flux is not visible⁵, but we do observe a significant shift in the peak position of the distribution. The shift is due to the attenuation of the kinetic energy and the shift is less for large initial kinetic energy, $T_B \sim M_A \geq 100 \text{ MeV}$ (Fig 8(middle)), and more at kinetic energies $T_B \sim M_A = 100 \text{ MeV}$ (Fig 8(right)). But if the boosted dark matter mass is

⁵For the DSNB and CR boosted dark matter, the energy distribution of flux is wide, its kinetic energy ranges from KeV to GeV (ref).

around 1 MeV or less and the kinetic energy is 10 MeV, the peak of the distribution does not shift much(Fig8(left)).

One of the novelty of the boosted dark matter in the two component model is that the direct detection of the boosted dark matter (B) gives insight about the indirect detection of the dominant dark matter candidate (A)[23] because the kinetic energy of the BDM is almost equal to the mass of the dominant DM component (m_A). But we have observed that the position of the peak in the BDM flux shifts due to the attenuation and it is not straight forward to associate the position of the peak to the mass of dark matter candidate A . m_A is related to $T_B(\text{Peak}) \pm \delta T_B$, where δT_B is the shift of the peak position in the BDM flux. This shift is function of the masses of the DM, DM-nucleon scattering cross section and the width of the energy distribution.

3.3 Scattering With Electrons

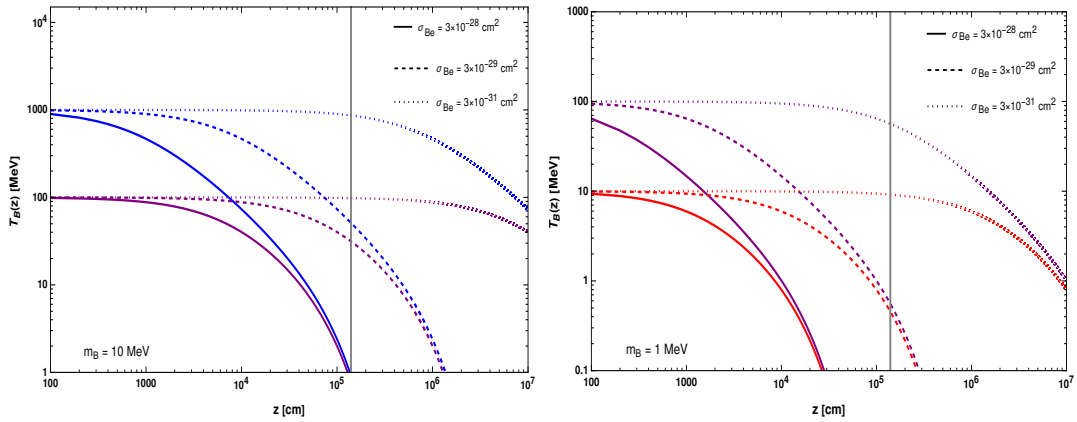


Figure 9: Attenuation of kinetic energy for BDM-electron scattering $m_B = 10$ MeV and $m_B = 1$ MeV. The gray vertical line shows $z = 1.4$ km for the XENON experiment.

Boosted dark matter travelling through the earth's crust also interact with the electrons. Hence the kinetic energy suffers from attenuation due to the collisions with electrons. The analytical solution for attenuated kinetic energy is,

$$T_B(z) = \frac{T_B(0)e^{-z/\ell}}{1 + \frac{T_B(0)}{2m_B} (1 - e^{-z/\ell})}, \quad (22)$$

same as in the case for DM-nucleus scattering. However, the mean free path for energy loss will be

$$\frac{1}{\ell_E} = n_e \sigma_{Be} \frac{2m_e m_B}{(m_e + m_B)^2}, \quad (23)$$

where σ_{Be} is the DM-electron scattering cross section. We explore the attenuation of the kinetic energy for different σ_{Be} as shown in Figure9 for two different masses of the BDM, 10 MeV (left) and 1 MeV (Right). The scattering with the electrons (Figure9) are found to be much stronger compared to the attenuation due to the DM-nucleus scattering (Figure7). For example, if the BDM mass is 10 MeV and its kinetic energy is 100 MeV (boost 10), then for $\sigma_{Be} = 3 \times 10^{-28} \text{ cm}^2$, the final values of the kinetic energies are < 1 MeV. The attenuation is very high for larger cross-section, $\sigma_{Be} = 3 \times 10^{-28} \text{ cm}^2$ and significant for $\sigma_{Be} < 3 \times 10^{-28} \text{ cm}^2$. However, if the cross section is $\leq 3 \times 10^{-31} \text{ cm}^2$, the

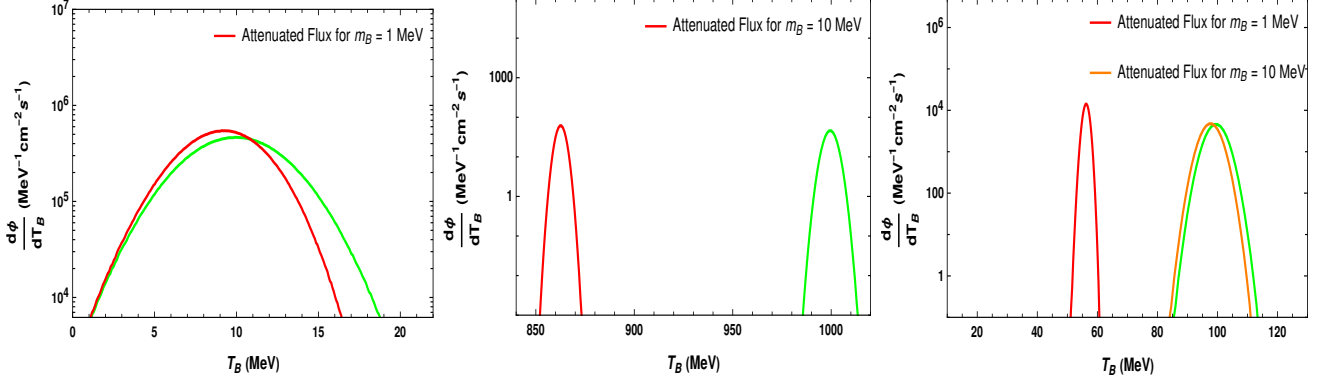


Figure 10: Initial flux (Green) and attenuated flux (Red and Orange) at $z = 1.4$ km in electron scattering case for different m_A and m_B . σ_{Be} is fixed at $3 \times 10^{-31} \text{ cm}^2$ and width of the BDM flux is $\sigma = 3$. The boost is $= m_A/m_B$, and the peak value of T_B is at m_A .

attenuation of the kinetic energy due to the scattering with the electrons is negligible at $z = 1.4$ km. We also calculate the BDM flux reaching the XENON experiment in Figure 10 when the attenuation in the kinetic energy is not high, that is when $\sigma_{Be} = 3 \times 10^{-31} \text{ cm}^2$. Even with this small cross section, we observe a significant shift in the peak position of the BDM flux. It can be seen in Figure 10 that when boost is $\mathcal{O}(10^2)$ (Right and Middle), the peaks in initial and final flux are shifted further apart compared to the case when the boost is $\mathcal{O}(10)$ (Left). For larger values of the cross sections, the attenuation is much stronger and the peak of the attenuated flux is further apart from the peak of original flux.

To compare the effect of DM-nucleon and DM-electron scattering we show the attenuation effect in Figure 11 assuming $\sigma_{Bn} = \sigma_{Be} = 3 \times 10^{-29} \text{ cm}^2$ and mass of the boosted dark matter at 10 MeV. The boosted dark matter has initial kinetic energy of 100 MeV, hence the boost factor is 10. We observe, larger attenuation due to the scattering with the electrons than with the nucleons, resulting in a larger shift in the peak position compared to the shift due to the nucleon scattering. However, if the cross section is $\geq 3 \times 10^{-29} \text{ cm}^2$, the attenuation due to electron scattering is much stronger than the scattering with the nucleus. For small scattering cross sections around $3 \times 10^{-31} \text{ cm}^2$, attenuation due to both are almost negligible. For larger boost scenario (~ 100) with either high kinetic energy (1000 MeV) or small BDM mass (~ 1 MeV), the attenuation will be less and hence the shift in the position of the initial and final peak in the BDM flux will decrease.

4 Conclusion

Boosted dark matter, which is the subdominant component of dark matter may originate from the annihilation of the dominant dark matter species and the annihilation can be modelled in a two component dark matter scenario. Before reaching the underground direct detection experiments, boosted dark matter particles suffer from collision with the electron and the nucleus of the atoms present in earth's atmosphere and its crust. We have addressed the attenuation of the kinetic energy of the BDM particles in a generic scenario based on the two component dark matter models and show how the attenuation depends on the details of the model such as: 1. The masses of the dark matter species and hence the boost of the dark matter, 2. Annihilation cross section of the dominant dark matter in the galactic halo, 3. DM-electron and DM-nucleon scattering cross section.

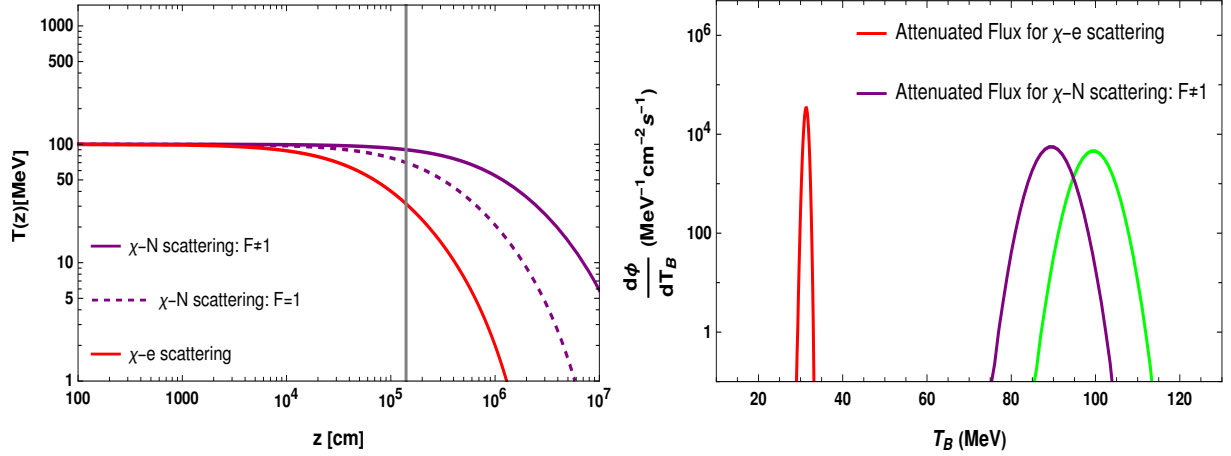


Figure 11: (Left) Kinetic energy of the boosted dark matter as a function of z is shown for DM-nucleus scattering (with and without form factor) and DM-electron scattering. $m_B = 10$ MeV. The gray vertical line shows $z = 1.4$ km (XENON) and $\sigma_{Bn} = \sigma_{Be} = 3 \times 10^{-29} \text{ cm}^2$. (Right) Initial flux (Green) and attenuated flux due to scattering with the nucleus (Purple) and electron (Red) scattering.

To our knowledge this is the first attempt to address the attenuation of kinetic energy of the boosted dark matter in a two component scenario. The production of BDM in the two component model differs from the other sources of BDM in two aspects. Firstly, the boost depends on the mass of the DM species, and secondly, we have found that the shape of the BDM flux as a function its kinetic energy differs from the other scenarios such as DSNB boosted DM, CR boosted Dark matter, BDM from PBH etc. We have performed a detailed analysis of the attenuation of the kinetic energy of BDM when the BDM suffers from scattering with the nucleus of the atoms present in the elements of earth's crust. We have shown the effect considering the size of the nucleus by including the Helm form factor in our calculation. Moreover, we have cross checked our analysis with ref:[16] and the results are in agreement. We have considered the BDM with medium and high boost and our key findings are twofold. Due to the attenuation of the kinetic energy of the BDM, the peak of the BDM flux shifts to a lower value and for larger boost the shift is more. We have analysed two cases, medium and large boost, and found that for BDM masses in the range 1 MeV to 100 MeV, if the initial kinetic energy is between 1 MeV-1000 MeV, the attenuation in the kinetic energy is not negligible. Moreover, the attenuation is stronger for DM-electron scattering compared to the DM -nucleon scattering. For high boost or for kinetic energies larger than 1000 MeV, the attenuation is found to be negligible. We have also shown how the attenuation of kinetic energy is dependent on the scattering cross section values as well.

As the kinetic energy suffers from non negligible attenuation while crossing Earth's crust, this should be considered while placing bounds from XENON, LZ and other direct detection experiments. The attenuation results into is a shift in the peak position of the BDM flux in the two component dark matter scenario. Hence, the peak value of the attenuated flux will not be exactly at m_A . It is shown that the shift in the peak position is a function of the model parameters. We would like to mention that Monte Carlo (MC) simulations can yield a more precise estimate of the energy loss, specially when the boosted dark matter has very high kinetic energy and the scattering cross section is larger than 10^{-29} cm^2 . If numerical simulation is considered, then the attenuation is expected to be much stronger in some cases. This would result in much more shift in the peak position of the boosted dark matter flux. We plan to address this in a future work where we will place limits on the two

component dark matter model from the possible detection of boosted dark matter at future direct detection experiments.

Acknowledgments

The authors would like to thank M.R.Gangopadhyay for useful discussions. This work is supported fully by the Department of Science and Technology, Government of India under the SRG grant, Grant Agreement Number SRG/2022/000363 and CRG grant with Grant Agreement Number CRG/2022/004120.

References

- [1] Gianfranco Bertone, Dan Hooper, and Joseph Silk. Particle dark matter: Evidence, candidates and constraints. *Phys. Rept.*, 405:279–390, 2005.
- [2] N. Aghanim et al. Planck 2018 results. VI. Cosmological parameters. *Astron. Astrophys.*, 641:A6, 2020. [Erratum: *Astron.Astrophys.* 652, C4 (2021)].
- [3] E. Aprile et al. First Dark Matter Search with Nuclear Recoils from the XENONnT Experiment. *Phys. Rev. Lett.*, 131(4):041003, 2023.
- [4] J. Aalbers et al. First Dark Matter Search Results from the LUX-ZEPLIN (LZ) Experiment. *Phys. Rev. Lett.*, 131(4):041002, 2023.
- [5] Michela Lai. Recent results from DEAP-3600. *JINST*, 18(02):C02046, 2023.
- [6] A. H. Abdelhameed et al. First results from the CRESST-III low-mass dark matter program. *Phys. Rev. D*, 100(10):102002, 2019.
- [7] D. W. Amaral et al. Constraints on low-mass, relic dark matter candidates from a surface-operated SuperCDMS single-charge sensitive detector. *Phys. Rev. D*, 102(9):091101, 2020.
- [8] Q. Arnaud et al. First germanium-based constraints on sub-MeV Dark Matter with the EDELWEISS experiment. *Phys. Rev. Lett.*, 125(14):141301, 2020.
- [9] Liron Barak et al. SENSEI: Direct-Detection Results on sub-GeV Dark Matter from a New Skipper-CCD. *Phys. Rev. Lett.*, 125(17):171802, 2020.
- [10] Pierre Fayet. Light spin 1/2 or spin 0 dark matter particles. *Phys. Rev. D*, 70:023514, 2004.
- [11] C. Boehm and Pierre Fayet. Scalar dark matter candidates. *Nucl. Phys. B*, 683:219–263, 2004.
- [12] C. Boehm, T. A. Ensslin, and J. Silk. Can Annihilating dark matter be lighter than a few GeVs? *J. Phys. G*, 30:279–286, 2004.
- [13] Chen Xia, Yan-Hao Xu, and Yu-Feng Zhou. Production and attenuation of cosmic-ray boosted dark matter. *JCAP*, 02(02):028, 2022.
- [14] Yongsoo Jho, Jong-Chul Park, Seong Chan Park, and Po-Yan Tseng. Cosmic-Neutrino-Boosted Dark Matter (ν BDM). 1 2021.

- [15] Wei Chao, Tong Li, and Jiajun Liao. Connecting Primordial Black Hole to boosted sub-GeV Dark Matter through neutrino. 8 2021.
- [16] Valentina De Romeri, Anirban Majumdar, Dimitrios K. Papoulias, and Rahul Srivastava. XENONnT and LUX-ZEPLIN constraints on DSNB-boosted dark matter. *JCAP*, 03:028, 2024.
- [17] Anirban Das, Tim Herbermann, Manibrata Sen, and Volodymyr Takhistov. Energy-dependent boosted dark matter from diffuse supernova neutrino background. *JCAP*, 07:045, 2024.
- [18] Alessandro Granelli, Piero Ullio, and Jin-Wei Wang. Blazar-boosted dark matter at Super-Kamiokande. *JCAP*, 07(07):013, 2022.
- [19] Arindam Basu, Amit Chakraborty, Nilanjana Kumar, and Soumya Sadhukhan. Viability of Boosted Light Dark Matter in a Two-Component Scenario. 10 2023.
- [20] Jinmian Li, Takaaki Nomura, Junle Pei, Xiangwei Yin, and Cong Zhang. Boosting indirect detection of a secluded dark matter sector. *Phys. Rev. D*, 108(3):035021, 2023.
- [21] C. E. Aalseth et al. DarkSide-20k: A 20 tonne two-phase LAr TPC for direct dark matter detection at LNGS. *Eur. Phys. J. Plus*, 133:131, 2018.
- [22] XiGuang Cao et al. PandaX: A Liquid Xenon Dark Matter Experiment at CJPL. *Sci. China Phys. Mech. Astron.*, 57:1476–1494, 2014.
- [23] Kaustubh Agashe, Yanou Cui, Lina Necib, and Jesse Thaler. (In)direct Detection of Boosted Dark Matter. *JCAP*, 10:062, 2014.
- [24] Glenn D. Starkman, Andrew Gould, Rahim Esmailzadeh, and Savas Dimopoulos. Opening the Window on Strongly Interacting Dark Matter. *Phys. Rev. D*, 41:3594, 1990.
- [25] Chris Kouvaris and Ian M. Shoemaker. Daily modulation as a smoking gun of dark matter with significant stopping rate. *Phys. Rev. D*, 90:095011, 2014.
- [26] Richard H. Helm. Inelastic and Elastic Scattering of 187-Mev Electrons from Selected Even-Even Nuclei. *Phys. Rev.*, 104:1466–1475, 1956.
- [27] Subhaditya Bhattacharya, Aleksandra Drozd, Bohdan Grzadkowski, and Jose Wudka. Two-Component Dark Matter. *JHEP*, 10:158, 2013.
- [28] Atanu Guha and Jong-Chul Park. Constraints on cosmic-ray boosted dark matter with realistic cross section. *JCAP*, 07:074, 2024.
- [29] Julio F. Navarro, Carlos S. Frenk, and Simon D. M. White. The Structure of cold dark matter halos. *Astrophys. J.*, 462:563–575, 1996.
- [30] J. Einasto. On the Construction of a Composite Model for the Galaxy and on the Determination of the System of Galactic Parameters. *Trudy Astrofizicheskogo Instituta Alma-Ata*, 5:87–100, January 1965.
- [31] A. Burkert. The Structure of dark matter halos in dwarf galaxies. *Astrophys. J. Lett.*, 447:L25, 1995.
- [32] Marco Cirelli, Gennaro Corcella, Andi Hektor, Gert Hutsi, Mario Kadastik, Paolo Panci, Martti Raidal, Filippo Sala, and Alessandro Strumia. PPPC 4 DM ID: A Poor Particle Physicist Cookbook for Dark Matter Indirect Detection. *JCAP*, 03:051, 2011. [Erratum: *JCAP* 10, E01 (2012)].

- [33] Pijushpani Bhattacharjee, Soumini Chaudhury, Susmita Kundu, and Subhabrata Majumdar. Sizing-up the WIMPs of Milky Way : Deriving the velocity distribution of Galactic Dark Matter particles from the rotation curve data. *Phys. Rev. D*, 87:083525, 2013.
- [34] Liangliang Su, Lei Wu, Ning Zhou, and Bin Zhu. Accelerated-light-dark-matter–Earth inelastic scattering in direct detection. *Phys. Rev. D*, 108(3):035004, 2023.
- [35] Timon Emken and Chris Kouvaris. How blind are underground and surface detectors to strongly interacting Dark Matter? *Phys. Rev. D*, 97(11):115047, 2018.
- [36] Yohei Ema, Filippo Sala, and Ryosuke Sato. Light Dark Matter at Neutrino Experiments. *Phys. Rev. Lett.*, 122(18):181802, 2019.
- [37] Ke-Yun Wu and Zhao-Hua Xiong. Spin-Dependent Scattering of Scalar and Vector Dark Matter on the Electron. *Symmetry*, 14(5):1061, 2022.
- [38] J. D. Lewin and P. F. Smith. Review of mathematics, numerical factors, and corrections for dark matter experiments based on elastic nuclear recoil. *Astropart. Phys.*, 6:87–112, 1996.