

Double Configuration Interaction Singles: Scalable and size-intensive approach for orbital relaxation in excited states and bond-dissociation

Takashi Tsuchimochi^{1,2, a)}

¹⁾ College of Engineering, Shibaura Institute of Technology, 3-7-5 Toyosu, Koto-ku, Tokyo 135-8548 Japan

²⁾ Institute for Molecular Science, 38 Nishigonaka, Myodaiji, Okazaki 444-8585 Japan

We present a novel theoretical scheme for orbital optimization in configuration interaction singles (CIS) based on a perturbative treatment of its electronic Hessian, whose analytical derivation is also established in this work. The proposed method, which can be interpreted as a “CIS-then-CIS” scheme, variationally accounts for orbital relaxation in excited states, thus significantly reducing the overestimation of charge-transfer excitation energies commonly associated with standard CIS. Additionally, by incorporating de-excitation effects from CIS, we demonstrate that our approach effectively describes single bond dissociation. Notably, all these improvements are achieved at a mean-field cost, with the pre-factor further reduced with the efficient algorithm introduced here, while preserving the size-intensive property of CIS.

I. INTRODUCTION

Recently, there has been wide spread interest in the direct determination of electronic excited states.^{1–10} This surge of interest is largely due to the fact that excited states, especially those that differ significantly from the ground state mean-field, such as core excitations^{11–14} and charge transfer excitations,^{15–17} often favor orbital sets that deviate considerably from Hartree-Fock (HF) or Kohn-Sham orbitals.^{3,4,10,18} As a result, excited states can be more accurately described using their own optimized orbitals, which helps mitigate the variational bias toward the ground state by allowing for significant orbital relaxation.

Configuration Interaction Singles (CIS) is the most basic approach to studying excited states, and has been extensively investigated because of its simplicity. It is now well known that CIS tends to overestimate charge transfer excitations, for the reasons mentioned above.^{15,19} To address this issue, several studies have focused on both approximate and rigorous orbital optimizations for CIS.^{15,20–22} Liu and co-workers perturbatively estimated the first-order orbital rotation effect using the HF Hessian as an approximation to the CIS Hessian.¹⁵ Shea and Neuscamman applied the generalized variational condition, approximately minimizing the expectation value of the square of the energy-shifted Hamiltonian within the CIS framework.^{20,21} They later performed full orbital optimization by requiring the CIS orbital gradient to vanish.²²

In this work, we take alternative, yet unexplored approach to bridging the gap between these studies. Our method is based on a rigorous CIS Hessian, which, to the best of our knowledge, we derive here for the first time. We then approximate it to first order to variationally account for the orbital rotation effect in CIS. Importantly, this relaxation effect remains invariant with system size,

preserving a key characteristic of CIS. Interestingly, the proposed approach can also be viewed as a simple theoretical model for spontaneous emission and two-photon processes within a CIS framework, and thus can treat the ground state as well via de-excitation, offering a multi-configurational description for bond-breaking systems.

II. THEORY

A. Orbital optimization in CIS

Throughout this paper, we use the spin orbital labels i, j, k, l to represent the occupied space, a, b, c, d for the virtual space, and p, q, r, s for the general space, respectively.

We consider a fully variational CIS wave function,

$$|\tilde{0}[\boldsymbol{\kappa}, \mathbf{c}]\rangle = e^{-\hat{\kappa}} \left(\sum_{ai} c_{ai} |\Phi_i^a\rangle \right) \quad (1)$$

where

$$\hat{\kappa} = \sum_{ai} \kappa_{ai} (\hat{E}_{ai} - \hat{E}_{ia}) \quad (2)$$

and $\hat{E}_{ai} = a_a^\dagger a_i$, and minimize its energy $E[\boldsymbol{\kappa}, \mathbf{c}]$. The first derivatives of the energy with respect to κ_{ai} and c_{ai} around $\boldsymbol{\kappa} = \mathbf{0}$ are

$${}^o g_{ai} = \left. \frac{\partial E[\boldsymbol{\kappa}, \mathbf{c}]}{\partial \kappa_{ai}} \right|_{\boldsymbol{\kappa}=\mathbf{0}} = \langle 0 | [(\hat{E}_{ai} - \hat{E}_{ia}), (\hat{H} - E_0)] | 0 \rangle \quad (3)$$

$${}^c g_{ai} = \left. \frac{\partial E[\boldsymbol{\kappa}, \mathbf{c}]}{\partial c_{ai}} \right|_{\boldsymbol{\kappa}=\mathbf{0}} = \langle 0 | (\hat{H} - E_0) | \Phi_i^a \rangle + \langle \Phi_i^a | (\hat{H} - E_0) | 0 \rangle \quad (4)$$

where E_0 is the energy evaluated at $\boldsymbol{\kappa} = \mathbf{0}$. While ${}^c g_{ai}$ represent the CIS residuals, ${}^o g_{ai}$ correspond to the Fock-like matrix elements in the sense of the Brillouin theorem extended to CIS. We use the superscripts “o” and “c” to distinguish between the orbital rotation contribution

^{a)} Electronic mail: tsuchimochi@gmail.com

and the CI contribution. Below, the CI-related terms are often labeled with the Greek letters μ, ν .

A CIS state is stationary when the first derivatives of the energy with respect to both orbital rotations and CI coefficients vanish, i.e., when both the orbital rotation gradients (${}^o\mathbf{g}$) and CI gradients (${}^c\mathbf{g}$) are zero. To achieve this stationary condition, one approach is to optimize the orbitals and the CI coefficients separately. This method, which decouples the two optimization processes, was previously explored in Ref.[22].

However, it is well known that such a decoupled approach can lead to slow convergence, since the orbital rotation and CI problems are inherently coupled, as in CASSCF.²³ To address this issue, it is desirable to introduce the electronic Hessian, which for real orbitals can be expressed as

$${}^{oo}H_{ai,bj} = \mathcal{P}(ai)\mathcal{P}(bj)(2 {}^{oo}A_{ai,bj} + {}^{oo}B_{ai,bj} + {}^{oo}B_{bj,ai}) \quad (5)$$

$${}^{oc}H_{ai,\nu} = 2\mathcal{P}(ai)({}^{oc}A_{ia,\mu} + {}^{oc}B_{ia,\mu} - {}^og_{ai}c_\nu) \quad (6)$$

$${}^{cc}H_{\mu\nu} = 2 {}^{cc}A_{\mu\nu} - {}^cg_\mu c_\nu - {}^cg_\nu c_\mu \quad (7)$$

where $\mathcal{P}(pq)$ is the anti-symmetrizer between p and q , and

$${}^{oo}A_{pq,rs} = \langle 0 | \hat{E}_{qp}(H - E_0) \hat{E}_{rs} | 0 \rangle \quad (8)$$

$${}^{oc}A_{pq,\mu} = \langle 0 | \hat{E}_{qp}(\hat{H} - E_0) | \Phi_\mu \rangle \quad (9)$$

$${}^{cc}A_{\mu\nu} = \langle \Phi_\mu | (\hat{H} - E_0) | \Phi_\nu \rangle \quad (10)$$

$${}^{oo}B_{pq,rs} = \langle 0 | (H - E_0) \hat{E}_{pq} \hat{E}_{rs} | 0 \rangle \quad (11)$$

$${}^{oc}B_{pq,\mu} = \langle 0 | (\hat{H} - E_0) \hat{E}_{pq} | \Phi_\mu \rangle \quad (12)$$

Note that ${}^{oo}A_{ai,bj}$ and ${}^{oo}B_{ai,bj}$ resemble the familiar matrices that appear in the Hartree-Fock electronic Hessian. However, unlike in Hartree-Fock, the de-excitation terms such as ${}^{oo}A_{ia,jb}$ and ${}^{oo}B_{ia,jb}$ are also non-zero.

The explicit working equations for evaluating these terms are provided in the Supporting Information.²⁴

B. Double CIS

Even with the derived Hessian, orbital optimization for excited states can be challenging. Since the Hessian is never positive definite, straightforward treatments of this highly non-linear problem may be unstable especially for high-lying excited states. This can lead to convergence to other lower excited states instead of the desired state, necessitating careful manipulation to avoid the so-called variational collapse.^{22,25–27}

To ameliorate this complexity, it is desirable to make the optimization process black-box and ensure guaranteed convergence. To this end, our starting point is to recognize that, to first order, orbital rotation corresponds to a set of single excitations, including the reference state, i.e., $e^{-\hat{\kappa}} \approx 1 - \hat{\kappa}$. Therefore, if the target CIS state is close to the stationary state ($\hat{\kappa} \approx 0$), it is expected that

the orbital relaxation can be well approximated by performing a simple CIS on top of the original CIS — hence dubbed Double CIS (DCIS).

Since CIS is invariant with respect to rotations among the occupied and virtual spaces, the parameterization for $\hat{\kappa}$ as given in Eq.(2) is sufficient. Hence, an optimized state may be given by

$$\begin{aligned} |\Psi\rangle &= (1 - \hat{\kappa})|0\rangle \\ &= |0\rangle - \sum_{aibj} \kappa_{ai} c_{bj} |\Phi_{ij}^{ab}\rangle + \left(\sum_{ai} \kappa_{ai} c_{ai} \right) |\Phi_0\rangle \end{aligned} \quad (13)$$

This form is indeed identical to that explored previously by Liu and Subotnik¹⁵, OOCIS, where κ_{ai} were approximated perturbatively with the Hartree-Fock Hessian. They further extended their scheme to generate several perturbed CIS states and constructed an effective Hamiltonian matrix in this subspace, which was then diagonalized; thus falling into the category of the “perturb-then-diagonalize” approach.^{28,29}

In contrast, we aim to “variationally” determine the orbital optimized CIS. To ensure the rigor of our derivation, it is important to note that Eq.(13) accounts only for orbital rotation and neglects the first-order response of the CI coefficients, i.e., the coupling effects between them. Therefore, it should be emphasized that the perturbative treatment is incomplete.

To include this response in a computationally efficient and stable manner, we can treat the perturbative correction $|\bar{c}\rangle$ to the CI coefficients of $|0\rangle$ as follows:²³

$$|\Psi_{\text{DCIS}}\rangle = (1 - \hat{\kappa})|0\rangle + (1 - |0\rangle\langle 0|) |\bar{c}\rangle \quad (14)$$

Here, $|\bar{c}\rangle = \bar{c}_0 |\Phi_0\rangle + \sum_{ai} \bar{c}_{ai} |\Phi_i^a\rangle$ represents a generalized CIS ansatz.²⁰ We intentionally introduced the HF determinant $|\Phi_0\rangle$, to account for the response in the ground state and its orthogonality. Eq.(14) encompasses the first order corrections to both orbital rotation and CI coefficients in terms of Eq.(1). Nevertheless, it is more convenient to *equivalently* rearrange the variational parameters, without loss of generality, so that the DCIS state is expressed as

$$|\Psi_{\text{DCIS}}\rangle = \sum_{ai} d_{ai} \hat{E}_{ai} |0\rangle + \sum_{\mu} \bar{d}_{\mu} |\Phi_{\mu}\rangle \quad (15)$$

which is regarded as CIS on top of CIS. In fact, it can be easily shown²⁴ that its variational space is identical to that of the “internally-contracted” multi-reference CIS with the CIS reference, i.e., $\sum_{pq} t_{pq} \hat{E}_{pq} |0\rangle$. While the internally-contracted form may be more appealing because of its clear physical interpretation, the form presented in Eq.(15) is preferred in practice for two reasons: (1) the internally-contracted CIS can introduce a significant number of redundancies, posing considerable challenges in optimization whereas Eq.(15) is free of such redundancies, and (2) it allows for a direct translation of the results from the electronic Hessian into the DCIS working equations, requiring minimal modification to the Hessian program, as shown below.

With the DCIS variational ansatz defined, we can derive the set of linear equations needed to minimize the energy expectation value $E_{\text{DCIS}} = \langle \Psi_{\text{DCIS}} | \hat{H} | \Psi_{\text{DCIS}} \rangle$ under the normalization condition:

$$\langle 0 | \hat{E}_{kc} (\hat{H} - E_{\text{DCIS}}) | \Psi_{\text{DCIS}} \rangle = 0 \quad (16)$$

$$\langle \Phi_\mu | (\hat{H} - E_{\text{DCIS}}) | \Psi_{\text{DCIS}} \rangle = 0 \quad (17)$$

Interestingly, the DCIS Hamiltonian matrix, the second derivative of the energy expectation value with respect to $\{d_{ai}, \bar{d}_0, \bar{d}_{ai}\}$, parallels the electronic Hessian matrix \mathbf{H} . Namely, the DCIS generalized eigenvalue problem is

$$\begin{pmatrix} {}^{\text{oo}}\mathbf{A} & {}^{\text{oc}}\mathbf{A} \\ {}^{\text{co}}\mathbf{A} & {}^{\text{cc}}\mathbf{A} \end{pmatrix} \begin{pmatrix} \mathbf{d} \\ \bar{\mathbf{d}} \end{pmatrix} = \omega \begin{pmatrix} {}^{\text{oo}}\mathbf{S} & {}^{\text{oc}}\mathbf{S} \\ {}^{\text{co}}\mathbf{S} & {}^{\text{cc}}\mathbf{S} \end{pmatrix} \begin{pmatrix} \mathbf{d} \\ \bar{\mathbf{d}} \end{pmatrix} \quad (18)$$

where $\omega = E_{\text{DCIS}} - E_{0,I}$ represents the relaxation energy of the I th state, and \mathbf{S} is the overlap matrix,

$${}^{\text{oo}}S_{ai,bj} = \langle 0 | \hat{E}_{ia} \hat{E}_{bj} | 0 \rangle \quad (19)$$

$${}^{\text{oc}}S_{ai,\mu} = \langle 0 | E_{ia} | \Phi_\mu \rangle \quad (20)$$

$${}^{\text{cc}}S_{\mu\nu} = \delta_{\mu\nu} \quad (21)$$

1. Properties of DCIS

There are several important aspects about DCIS that we should clarify.

Size-intensivity. The excitation energy of DCIS is essentially size-*intensive*. In other words, for a non-interacting system AB where A is sufficiently distant from B, then the relaxation energy of AB is the same as that computed solely for the system A (or B). However, a caveat arises when the target CIS state is exactly degenerate, like all other state-specific methods. Namely, if A and B are the same molecule having the identical geometry, any linear combination between two “local” CIS states of A and B can form a whole CIS state of AB, which is yet not a product state, i.e., $|\Psi_{\text{CIS}}^{\text{AB}}\rangle = C_A |\Psi_{\text{CIS}}^{\text{A}}\rangle |\Phi_0^{\text{B}}\rangle + C_B |\Phi_0^{\text{A}}\rangle |\Psi_{\text{CIS}}^{\text{B}}\rangle \neq |\Psi_{\text{CIS}}^{\text{A}}\rangle |\Psi_{\text{CIS}}^{\text{B}}\rangle$. This causes an inconsistency where the DCIS energy is not invariant with respect to rotation between degenerate CIS states. This issue occurs because DCIS is a state-specific, linear method. Fortunately, this is a rare event and we do not expect this to happen in practice. Furthermore, one can easily circumvent this issue by extending DCIS to a multi-state scheme similar to Ref.[28], although such an extension is beyond the scope of this work.

Bond dissociation. DCIS can, in principle, describe single bond-breaking as it includes doubly excited configurations $|\Phi_{ij}^{ab}\rangle$ as well as the HF determinant $|\Phi_0\rangle$. By diagonalizing the DCIS Hamiltonian, one not only obtains the energy relaxation contribution to the target CIS state, but also accesses other variational states. Of particular interest is the lowest energy solution, which is guaranteed to have a negative excitation energy representing “de-excitation” and a total energy lower than

that of the HF state, thus representing the ground state with a large weight \bar{d}_0 . The ground state also benefits from approximate orbital rotation effects, thanks to the presence of singles. It is noteworthy that the coefficients for doubles are constrained since c_{ai} are fixed, and hence its performance must be tested.

Double excitation. Similarly to the previous point, the presence of $|\Phi_{ij}^{ab}\rangle$ may allow us to determine excited states with significant double excitation character, approximated by the amplitude $c_{ai}d_{bj}$. This is a unique feature about DCIS, mimicking the two-photon absorption process.

Spin adaptation. By employing spin-adapted singles, spin-contamination can be completely avoided. It is also straightforward to obtain triplet states in place of singlets.

Computational scaling. The formal scaling of DCIS remains at $O(N^4)$ where N is the system size, identical to that of CIS. However, computing the gradients ${}^{\text{o}}\mathbf{g}$ requires the formation of two Fock-like matrices. Although this is only necessary once, calculating each of the sigma-vectors with the trial vectors ${}^{\text{o}}\mathbf{x}$ and ${}^{\text{c}}\mathbf{x}$ involves forming two Fock-like matrices for ${}^{\text{oo}}\mathbf{A}{}^{\text{o}}\mathbf{x}$, and one for each of ${}^{\text{oc}}\mathbf{A}{}^{\text{c}}\mathbf{x}$, ${}^{\text{co}}\mathbf{A}{}^{\text{o}}\mathbf{x}$, and ${}^{\text{cc}}\mathbf{A}{}^{\text{c}}\mathbf{x}$. As a result, DCIS is approximately five times more expensive than CIS per cycle. However, this disadvantage is largely offset by the fact that CIS requires determining basically all the low-lying $(I - 1)$ states, whereas DCIS can bypass this computational burden, as discussed below.

2. Efficient computational scheme

A clear advantage of DCIS lies in the fact that its solution is guaranteed to be obtained stably, in contrast to the highly non-linear orbital optimization process. Typically, the target DCIS solution appears as the $(I + 1)$ th *excited state* of the DCIS Hamiltonian \mathbf{A} ; other low-lying I DCIS states, including the ground state, are simultaneously obtained with smaller (negatively larger) eigenvalues. This can turn to a downside of the method, as it could become five times more demanding than CIS, if the standard Davidson algorithm^{30,31} is employed to diagonalize \mathbf{A} , requiring many cycles to reach the $(I + 1)$ th solution.

However, given that the target DCIS state $|\Psi_{\text{DCIS}}\rangle$ is expected to represent a small (perturbative) correction to the CIS state $|0_I\rangle$, we can “follow” the target state during iterative optimization with the Davidson algorithm, bypassing the other low-lying eigenstates. Specifically, we initialize with $|0_I\rangle$ (i.e., $\bar{d}_{ai} = c_{ai}^I$ and $\bar{d}_0 = d_{ai} = 0$) and compute the overlap between the CIS and trial DCIS states, $|\langle 0_I | \Psi_{K,\text{DCIS}}^{(k)} \rangle|$, at each k th cycle, to identify the corresponding trial vector $|\Psi_{I,\text{DCIS}}^{(k)}\rangle$ with the largest overlap. We then form the perturbative update *only* for $|\Psi_{I,\text{DCIS}}^{(k)}\rangle$ by using diagonal preconditioning, as opposed to the block Davidson algorithm,³¹ which updates multi-

ple states simultaneously and therefore requires to calculate Fock-like matrices many times. While alternative methods like DIIS^{22,32,33} could be employed, the proposed "overlap-following" algorithm guarantees orthogonality from other low-lying states and is stable, with a simple modification to the Davidson algorithm.

III. RESULTS

We have implemented both the CIS Hessian and DCIS in the GELLAN suite of programs. However, it is not our intention to investigate the performance of Hessian-based orbital optimization of CIS; its detailed investigation will be conducted in future studies. Instead, we focus here on DCIS and demonstrate its capabilities. To do so, we first examine its size-intensive property, and present results for charge transfer excitations and bond dissociation.

A. Size-intensivity test

As direct numerical evidence of the size-intensivity of DCIS, we calculated the DCIS relaxation energy of a CIS excitation using the HF molecule with n Be atoms separated by 10 Å. Table I shows the CIS excitation energy of $\pi - \sigma^*$ transition computed at a bond length of 1.0 Å using a 6-31G basis set for $n = 0, 1, 2$, along with the DCIS relaxation effect on this CIS state. Clearly, the results confirm that DCIS is size-intensive, as the relaxation remains unchanged with system size. Additionally, the DCIS ground state, as the lowest root, exhibits the same invariance character, demonstrating that the correlation energy is size-intensive, though not size-consistent, similar to spin-flip (SF) CIS.³⁵

B. Charge transfer excitations

For charge transfer excitations, the orbital derivative ${}^\circ\mathbf{g}$ is large, indicating that a significant orbital relaxation effect is needed to lower the energies and mitigate the HF orbital bias. Since DCIS incorporates this relaxation in CIS, it is expected to improve excitation energies, particularly compared to OOCIS, because the latter approximates the CIS Hessian by that of HF.¹⁵

To demonstrate this, we computed the CT excitation energies for 30 states across 17 organic compounds (19 structures), using the data set from Loos et al.³⁴ These

TABLE I: Size-intensivity test for $\text{HF} \cdots (\text{Be})_n$ (eV).

State	$n = 0$	$n = 1$	$n = 2$
CIS ($\pi - \sigma^*$)	10.6163	10.6165	10.6165
DCIS ($\pi - \sigma^*$)	-2.4768	-2.4770	-2.4770
DCIS (Ground State)	-10.7013	-10.7015	-10.7015

TABLE II: ME and MAE of each method.

	CIS	OOCIS	DCIS/HF	DCIS/DCIS
ME (all)	1.29	0.78	0.46	0.64
MAE (all)	1.30	0.80	0.58	0.72
ME (CT) ^a	1.98	1.01	0.43	0.52
MAE (CT) ^a	1.98	1.01	0.59	0.66

^a Systems with $|{}^\circ\mathbf{g}| > 0.15$.

results were compared with the theoretical best estimates based on coupled cluster methods with cc-pVTZ.³⁴ Fig. 1 summarizes the errors in excitation energies for these CT states, ordered in ascending order of the CIS gradient $|{}^\circ\mathbf{g}|$ (red line). As expected, the CIS error generally increases with the magnitude of $|{}^\circ\mathbf{g}|$, while DCIS significantly improves the excitation energies. Note that there are two reference ground state options for the DCIS results. If the HF state is used as the ground state, as in OOCIS, then the results directly reflect the relaxation of the excited state. Alternatively, one can use the DCIS lowest eigenstate, which preserves orthogonality. While the former choice (DCIS/HF) usually outperforms the latter (DCIS/DCIS), the states inevitably become nonorthogonal.

OOCIS also improves excitation energies, but to a lesser extent than DCIS, particularly for systems with considerable $|{}^\circ\mathbf{g}|$, such as **9** (β -dipeptide), **18** (twisted-dimethylaminobenzonitrile), and **19** (twisted N-phenylpyrrole). This may be partly attributed to OOCIS being a one-shot perturbative correction. More importantly, we believe that the use of the HF orbital Hessian in place of that of CIS may not be adequate. After all, the HF orbitals themselves are not reliable for these states; then, why should the HF Hessian be?

Fig. 2 presents the relaxation energy provided by OOCIS and DCIS for each excited state as a function of the CIS gradient. As expected, the OOCIS relaxation effect is consistently weaker than that of DCIS, which rigorously employs part of the CIS Hessian information (A). Both methods yield similar results for states with $|{}^\circ\mathbf{g}| < 0.15$ but the difference becomes more pronounced with increasing $|{}^\circ\mathbf{g}|$. Overall, we find that DCIS is a better choice compared to OOCIS, particularly for states with significant CT character, as indicated by their mean-errors (MEs) and mean-absolute-errors (MAEs) in Table II. The OOCIS results for systems with $|{}^\circ\mathbf{g}| > 0.15$ deteriorate by approximately 0.2 eV on average, whereas DCIS maintains more or less similar accuracy, independent of $|{}^\circ\mathbf{g}|$. In passing, the DCIS ground state correlation energy is sufficiently small across all systems as shown in Fig. 2, further supporting its size-intensivity. However, the magnitude of the ground state correlation energy is typically falls within the range of 0.1-0.2 eV, and therefore the DCIS/DCIS results are slightly overestimated compared to those of DCIS/HF.

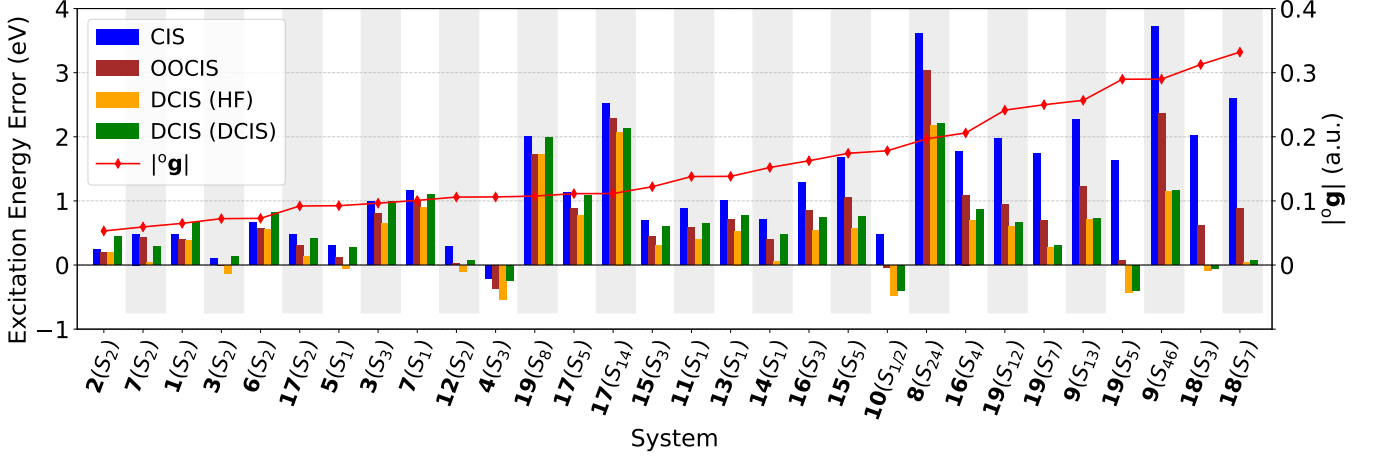


FIG. 1: Errors from the theoretical best estimates (with cc-pVTZ) for charge transfer excitations of 19 structures, taken from Ref.34. DCIS/HF and DCIS/DCIS indicate the choice of ground state (HF or DCIS). The systems are ordered by the magnitude of the CIS orbital gradient, and the state numbers S_n are those of CIS.

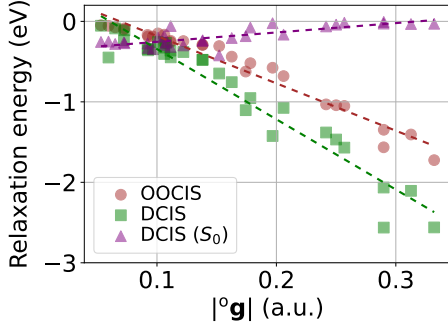


FIG. 2: Relaxation energy obtained by OOCIS (brown), and by diagonalization of the DCIS Hamiltonian for ground (purple) and excited (green) states, as a function of the CIS orbital gradient.

C. Single bond dissociation

Due to the inclusion of both HF and doubly excited configurations in DCIS, it is expected to provide reasonable descriptions for single bond breaking, which is challenging for many existing methods. This is indeed the case: Fig. 3 presents the potential energy curves for (a) hydrogen fluoride and (b) diatomic fluorine molecules computed with a 6-31G basis, along with the energy errors from the full CI (FCI) shown in (c) and (d). DCIS successfully yields curves that are parallel to FCI, with non-parallelity errors (NPEs) of 14.7 mH and 15.9 mH for HF and F_2 , respectively. Notably, the DCIS ground state energy is consistently lower than that of HF, but there is limited correlation effect, indicating that the method is size-intensive and primarily captures static correlation. The de-excitation of a CIS state simply reverts to the HF state when static correlation is absent. Importantly, these results suggest that CIS states can serve as a rea-

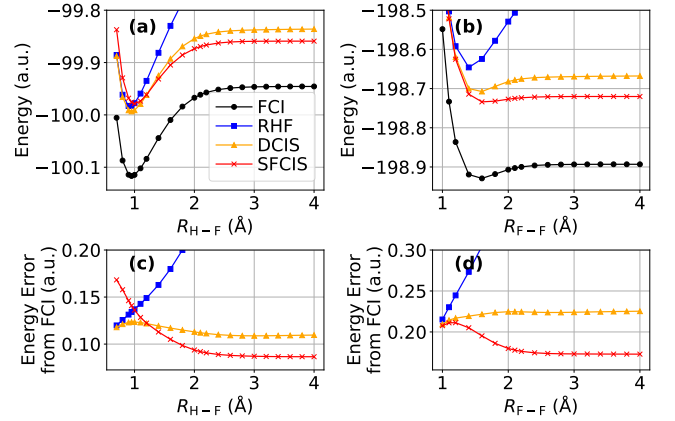


FIG. 3: Potential energy curves for (a) HF and (b) F_2 . Errors from FCI are depicted in (c) and (d). NPEs of RHF, DCIS, and SFCIS are 247.2, 14.7, and 81.7 mH for the HF molecule, and 342.8, 15.9, and 38.4 mH for the F_2 molecule.

sonably accurate reference even when the ground state HF state fails at the dissociation limit.

Fig. 3 also depicts the results of SFCIS, another CIS variant known for enabling single-bond breaking in a size-intensive manner. Since SFCIS employs a high-spin triplet state as a reference, the orbitals are suitable at dissociation limit but not for the singlet ground state around equilibrium. Hence, the SFCIS energy tends to be relatively lower at the former compared to the latter, resulting in the considerably shallow potential curves (NPEs are 81.7 mH and 38.4 mH, see Fig. 3).

Moreover, SFCIS is often contaminated by triplet states especially for excited states, although the ground state typically remains close to singlet and its spin contamination can be eliminated in several ways.^{36,37} In con-

trast, DCIS can be made always spin pure, if the underlying HF state is spin-restricted, as in the present examples.

Finally, it should be stressed that both DCIS and SF-CIS rely on initial states, namely, the target CIS state and the reference triplet state. It is therefore essential for these methods to include the anti-bonding orbital to describe bond dissociation³⁵; in the present case, we used the CIS state with a strong $\sigma \rightarrow \sigma^*$ transition.

IV. CONCLUDING REMARKS

In this work, we first derived the CIS electronic Hessian, and building upon this foundation, introduced a new size-intensive method, Double CIS. DCIS variationally handles the orbital relaxation of the target CIS state at a mean-field cost. Furthermore, we proposed an efficient approach for the direct optimization in DCIS, particularly useful for high-lying excited states, by evading the determination of lower-lying states. Our results show significant improvements in the descriptions of charge transfer excitations and bond breaking systems. We anticipate that incorporating dynamical correlation will further enhance these results, which we plan to address in future work.

ACKNOWLEDGEMENT

This work was supported by the start-up funding at Shibaura Institute of Technology and JST FOREST Program, Grant No. JPMJFR223U.

DATA AVAILABILITY

The data that supports the findings of this study are available within the article and its supplementary material.

¹T. Kowalczyk, S. R. Yost, and T. V. Voorhis, *J. Chem. Phys.* **134**, 054128 (2011).

²T. Kowalczyk, T. Tsuchimochi, P.-T. Chen, L. Top, and T. Van Voorhis, *J. Chem. Phys.* **138**, 164101 (2013), https://pubs.aip.org/aip/jcp/article-pdf/doi/10.1063/1.4801790/13017868/164101_1_online.pdf.

³G. Levi, A. V. Ivanov, and H. Jónsson, *J. Chem. Theory Comput.* **16**, 6968 (2020).

⁴D. Hait and M. Head-Gordon, *J. Phys. Chem. Lett.* **12**, 4517 (2021).

⁵H. G. Burton, *J. Chem. Theory Comput.* **18**, 1512 (2022).

⁶F. Kossoski and P.-F. Loos, *J. Chem. Theory Comput.* **19**, 2258 (2023).

⁷A. Marie and H. G. A. Burton, *JPCA* **127**, 4538 (2023).

⁸H. Tuckman and E. Neuscamman, *J. Chem. Theory Comput.* **19**, 6160 (2023).

⁹Y. Damour, A. Scemama, D. Jacquemin, F. Kossoski, and P.-F. Loos, *J. Chem. Theory Comput.* **20**, 4129 (2024).

¹⁰E. Selenius, A. E. Sigurdarson, Y. L. A. Schmerwitz, and G. Levi, *J. Chem. Theory Comput.* **20**, 3809 (2024).

¹¹D. Hait and M. Head-Gordon, *J. Phys. Chem. Lett.* **11**, 775 (2020), PMID: 31917579.

¹²S. M. Garner and E. Neuscamman, *J. Chem. Phys.* **153**, 154102 (2020).

¹³L. A. Cunha, D. Hait, R. Kang, Y. Mao, and M. Head-Gordon, *J. Phys. Chem. Lett.* **13**, 3438 (2022).

¹⁴J. E. Arias-Martinez, L. A. Cunha, K. J. Oosterbaan, J. Lee, and M. Head-Gordon, *Phys. Chem. Chem. Phys.* **24**, 20728 (2022).

¹⁵X. Liu, S. Fatehi, Y. Shao, B. S. Veldkamp, and J. E. Subotnik, *J. Chem. Phys.* **136**, 161101 (2012).

¹⁶B. Meyer, A. Domingo, T. Krah, and V. Robert, *Dalton Trans.* **43**, 11209 (2014).

¹⁷D. Hait, T. Zhu, D. P. McMahon, and T. Van Voorhis, *J. Chem. Theory Comput.* **12**, 3353 (2016).

¹⁸L. Zhao and E. Neuscamman, *J. Chem. Theory Comput.* **16**, 164 (2020).

¹⁹J. E. Subotnik, *J. Chem. Phys.* **135**, 071104 (2011).

²⁰J. A. R. Shea and E. Neuscamman, *J. Chem. Phys.* **149**, 081101 (2018).

²¹J. A. R. Shea, E. Gwin, and E. Neuscamman, *J. Chem. Theory Comput.* **16**, 1526 (2020).

²²T. S. Hardikar and E. Neuscamman, *J. Chem. Phys.* **153**, 164108 (2020).

²³T. Helgaker, P. Jørgensen, and J. Olsen, *Molecular Electronic-Structure Theory* (Wiley, New York, 2000) p. 938.

²⁴Supporting information is available.

²⁵A. T. Gilbert, N. A. Besley, and P. M. Gill, *J. Phys. Chem. A* **112**, 13164 (2008).

²⁶D. Hait and M. Head-Gordon, *J. Chem. Theory Comput.* **16**, 1699 (2020).

²⁷K. Carter-Fenk and J. M. Herbert, *J. Chem. Theory Comput.* **16**, 5067 (2020).

²⁸X. Liu, Q. Ou, E. Alguire, and J. E. Subotnik, *J. Chem. Phys.* **138**, 221105 (2013).

²⁹X. Liu and J. E. Subotnik, *J. Chem. Theory Comput.* **10**, 1004 (2014).

³⁰E. R. Davidson, *J. Comput. Phys.* **17**, 87 (1975).

³¹M. Sadkane and R. B. Sidje, *Numerical Algorithms* **20**, 217 (1999).

³²P. Pulay, *Chem. Phys. Lett.* **73**, 393 (1980).

³³P. Pulay, *J. Comp. Chem.* **3**, 556 (1982).

³⁴P.-F. Loos, M. Comin, X. Blase, and D. Jacquemin, *J. Chem. Theory Comput.* **17**, 3671 (2021).

³⁵A. I. Krylov, *Chem. Phys. Lett.* **338**, 375 (2001).

³⁶T. Tsuchimochi, *J. Chem. Phys.* **143**, 144114 (2015).

³⁷Y. Horbatenko, S. Sadiq, S. Lee, M. Filatov, and C. H. Choi, *J. Chem. Theory Comput.* **17**, 848 (2021).