

TCAD Parameters for 4H-SiC: A Review

Jürgen Burin,¹ Philipp Gaggl,¹ Simon Waid,¹ Andreas Gsponer,¹ and Thomas Bergauer¹
*Institute of High Energy Physics, Austrian Academy of Sciences, Nikolsdorfer Gasse 18,
1050 Wien*

(*e-mail: juergen.burin@oeaw.ac.at)

(Dated: 10 October 2024)

In this paper we review the models and their parameters to describe the relative permittivity, bandgap, impact ionization, mobility, charge carrier recombination/effective masses and incomplete dopand ionization of 4H silicon carbide in computer simulations. We aim to lower the entrance barrier for newcomers and provide a critical evaluation of the status quo to identify shortcomings and guide future research. The review reveals a rich set of often diverging values in literature based on a variety of calculation and measurement methods. Although research for all the selected parameters is still active, we show that sometimes old values or those determined for other kinds of silicon carbide are commonly used.

Keywords: 4H-SiC, TCAD simulations, simulation parameters, silicon carbide

I. RELATIVE PERMITTIVITY

The permittivity ϵ describes the dielectric properties that influence electromagnetic wave propagation within a material and their reflections on interfaces¹. These effects are, for example, essential to describe the impact of an external electric field, which determines the capacitance values in a device. In general, the user has to provide the relative permittivity $\epsilon_r = \epsilon/\epsilon_0$, i.e., the ratio compared to the vacuum permittivity $\epsilon_0 = 8.854 \times 10^{-12} \text{ F m}^{-1}$, to the TCAD tools.

A. Theory

In the frequency domain, the complex relative permittivity can be written as

$$\epsilon_r^*(\omega) = \epsilon'(\omega) + i\epsilon''(\omega).$$

The real part ϵ' represents the energy stored in the material when exposed to an electric field and the imaginary part ϵ'' the losses (e.g., absorption and attenuation)¹. ϵ' and ϵ'' are tightly interconnected via the Kramers-Kronig (KK) relation²

$$\epsilon'(\omega) = 1 + \frac{2}{\pi} \int_0^\infty \frac{\omega' \epsilon''(\omega')}{\omega'^2 - \omega^2} d\omega' \quad (1a)$$

$$\epsilon''(\omega) = -\frac{2\omega}{\pi} \int_0^\infty \frac{\epsilon'(\omega')}{\omega'^2 - \omega^2} d\omega' \quad (1b)$$

In TCAD simulations of semiconductor devices ϵ'' is of diminishing importance, but ϵ' is required to calculate capacitances or the electric field distribution. Consequently, we will focus on ϵ' in the sequel.

In the literature the static (ϵ_s) and high-frequency resp. optical (ϵ_∞) relative permittivity are distinguished. The former is $\epsilon'(\omega \rightarrow 0)$ but a definition of the latter is more complicated. It denotes ϵ' at the end of the reststrahlen range towards higher frequencies, where the real part of the refractive index is null³. In publications that focus on optical high-frequency analysis ϵ_∞ is sometimes denoted as $\epsilon'(0)$ ⁴, which must not be confused with ϵ_s . These inconsistencies were explained in the following fashion⁵: “We shall use ϵ_∞ to denote the extrapolation . . . to zero frequency. This somewhat contradictory notation arose because ϵ_∞ the "optical" dielectric constant, was often set . . . at a frequency much higher than the lattice frequency, but low compared with electronic transition frequencies. In many substances no suitable frequency exists, and it is preferable to extrapolate optical data to zero frequency . . .”

To clarify: ϵ_∞ is measured at frequencies well above the long-wavelength longitudinal optical (LO) phonon frequency ω_{LO} ². ω_{LO} translates ϵ_s into ϵ_∞ and vice versa in conjunction with the transversal optical (TO) phonon frequency ω_{TO} and the Lyddane-Sachs-Teller (LST) relationship⁶

$$\frac{\epsilon_s}{\epsilon_\infty} = \left(\frac{\omega_{LO}}{\omega_{TO}} \right)^2. \quad (2)$$

For ω_{LO} we encountered the energy values 120 meV (approximately 29 THz)⁷⁻¹¹, 104 to 121 meV¹² and 104.2 meV¹³ in our search. Instead of the energy often the respective wave numbers are presented, i.e., (in cm^{-1}) $\omega_{TO} = 793$ and $\omega_{LO} = 974$ ¹⁴, $\omega_{LO}^\parallel = 964.2$, $\omega_{LO}^\perp = 966.4$, $\omega_{TO}^\parallel = 783$ and $\omega_{TO}^\perp = 798$ ¹⁵, $\omega_{TO} = 783$ and $\omega_{LO} = 964$ ¹⁶ and $\omega_{LO} \in [967, 971]$ ¹⁷.

B. Results

Various approaches have been used to determine the relative permittivity: One possibility are calculations using the density functional theory (DFT) based local density approximation (LDA)^{4,7,18-23} or the effective mass theory²⁴. With these the band structure and, thus, ϵ'' is calculated and then transformed into ϵ' using the Kramers-Kronig relations (Eq. (1)). Measurements use either some form of resonator (RES)²⁵⁻²⁷, spectroscopy (SPEC)²⁸⁻³⁰, spectroscopic ellipsometry (SE)^{31,32} or the refractive index (RI)^{5,15,33}. In some cases the transversal and longitudinal optical phonon frequencies is determined and used in the LST relationship (Eq. (2))^{31,32}. Furthermore, the tight relationship between relative permittivity and complex refractive index, i.e., $n^*(E) = \sqrt{\epsilon(E)}$ ², with $E = \hbar\omega$, is utilized if ϵ'' is negligible. For fitting purposes the representation

$$n^2 = 1 + \frac{\epsilon_g}{1 - (hf/E_g)^2} \approx \epsilon_\infty + \epsilon_g \left(\frac{hf}{E_g} \right),$$

with hf the photon energy, E_g an "average band gap" and ϵ_g proportional to the oscillator strength⁵, is used to extract ϵ_∞ ^{5,15,29,33}. Finally, fitting to $\ln(J/E)$ ³⁴, with J the current density, is also deployed.

The relative permittivity was furthermore investigated at mm-wave frequencies (MM) (10 GHz to 10 THz)^{26,35-38} (nicely summarized by Li *et al.*²⁷, Yanagimoto *et al.*³⁹). Unfortunately, there are often fluctuations in the data or just single data points available, which makes an interpolation to zero frequency ($= \epsilon_s$) not possible. For these reasons we had to discard most of the respective data. We also excluded publications whose values got refined in succeeding experiments^{40,41}, that

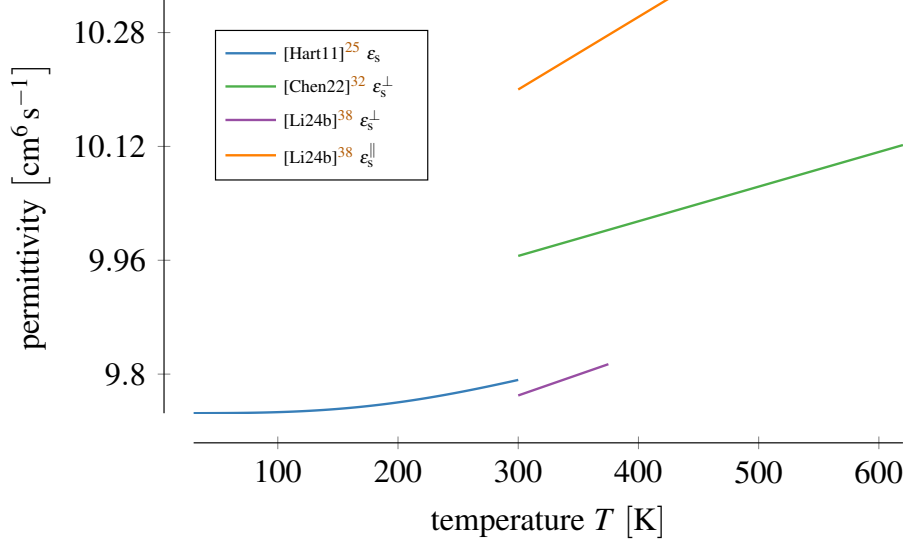


FIG. 1. Temperature dependency of the permittivity.

did not specify the investigated polytype^{42–45} or where an extraction of the data values was not possible⁴⁶.

With the listed characterization approaches values in the range of [9.6, 10.65] for the static relative permittivity and [6.25, 7.61] for the high-frequency one have been achieved (Table I). In the table we also show two references that exclusively provide 6H values because these are often referenced for 4H investigations. Wherever necessary we calculated the relative permittivity according to $\epsilon_s = (\epsilon_s^{\parallel} \epsilon_s^{\perp 2})^{\frac{1}{3}}$ resp. $\epsilon_{\infty} = (\epsilon_{\infty}^{\parallel} \epsilon_{\infty}^{\perp 2})^{\frac{1}{3}}$ ^{47–51}, which far more often used than $\epsilon_s = (\epsilon_s^{\parallel} \epsilon_s^{\perp})^{\frac{1}{2}}$ proposed by Ivanov *et al.*²⁴.

In TCAD tools the permittivity is a constant although research showed that there is a frequency²⁵ and temperature^{25,32} dependency. For a frequency around 40 GHz Hartnett *et al.*²⁵ provided the approximation

$$\epsilon_s(T) = 9.7445 + 3.1862 \times 10^{-5} T - 6.3026 \times 10^{-7} T^2 + 5.9848 \times 10^{-9} T^3 - 8.2821 \times 10^{-12} T^4 ,$$

with the temperature T in K. Cheng, Yang, and Zheng³² approximated $\epsilon_s^{\perp} = 9.82 + 4.87 \times 10^{-4} T$ and Li *et al.*³⁸ $\epsilon_s^{\perp} = 9.77 * (1 + 6 \times 10^{-5} (T - 300 \text{K}))$ and $\epsilon_s^{\parallel} = 10.2 * (1 + 1 \times 10^{-4} (T - 300 \text{K}))$. All approximations show an increase of the permittivity with temperature (Fig. 1).

TABLE I. Published relative permittivity values.

ref.	ϵ_s	ϵ_s^{\parallel}	ϵ_s^{\perp}	ϵ_{∞}	$\epsilon_{\infty}^{\parallel}$	$\epsilon_{\infty}^{\perp}$	method ^a	SiC	doping
[Patr70] ⁵	9.78 ^c	10.03	9.66	6.58 ^c	6.7	6.52	RI	6H	-
[Ikeda80] ³³	9.94 ^c	10.32	9.76	-	-	-	RI	4H	-
[Nino94] ³¹	9.83 ^c	9.98	9.76	6.62 ^c	6.67	6.59	SE	6H	-
[Hari95] ¹⁵	-	-	-	6.63 ^c	6.78	6.56	RI	4H	-
[Karc96] ¹⁸	10.53 ^c	10.9	10.352	7.02 ^c	7.169	6.946	DFT-LDA	4H	-
[Well96] ¹⁹	-	-	-	7.02 ^c	7.17	6.95	DFT-LDA	4H	-
[Adol97] ²⁰	-	-	-	7.56 ^c	7.61	7.54	DFT-LDA	4H	-
[Ahu02] ⁷	-	-	-	7.11 ^c	7.47	6.94	DFT-LDA	4H	n-type
[Peng04] ²¹	-	-	-	6.31 ^c	6.44	6.25	DFT	4H	-
[Pers05] ⁵²	9.73 ^c	9.94	9.63	6.47 ^c	6.62	6.4	DFT-LDA	4H	intrinsic
[Chin06] ⁴	-	-	-	6.81	-	-	DFT-LDA	4H	intrinsic
[Dutt06] ³⁵	9.97 ± 0.02 ^b	-	-	-	-	-	MM	4H	high purity
[Ivan06] ²⁴	9.93 ± 0.01	-	-	-	-	-	EMT	4H	intrinsic
[Hart11] ²⁵	9.77 ^d	-	-	-	-	-	RES	4H	high purity
[Jone11] ²⁶	9.6	-	-	-	-	-	RES	4H	high purity
[Naft16] ²⁸	10.11 ^c	10.53 ^f	9.91 ^f	-	-	-	SPEC	4H	undoped
[Cout17] ²³	10.13 ^c	10.65	9.88	-	-	-	DFT-LDA	4H	-
[Tare19] ²⁹	-	-	-	6.587 ± 0.003	-	-	SPEC	4H	-
[Chen22] ³²	9.97 ^g	-	-	-	-	-	SE	4H	-
[Gao22a] ³⁰	-	-	-	6.51	-	-	SPEC	4H	-
[Yang22a] ³⁴	10.21	-	-	-	-	-	ln(J/E)	4H	p-type
[Li23] ²⁷	-	10.27 ± 0.03	-	-	-	-	RES	4H	high purity
[Li24b] ³⁸	9.91 ^c	10.20 ± 0.05	9.77 ± 0.01	-	-	-	RES	4H	high purity

^a description of the single methods in the text

^b frequency range 131–145 GHz, for lower resp. higher frequencies $\epsilon_s = 9.74$ was achieved

^c $\epsilon_s = (\epsilon_s^{\perp 2} \epsilon_s^{\parallel})^{1/3}$

^d temperature and frequency dependent

^e calculated from refractive index n as $\epsilon_s = n^2$

^f wavelength-dependent refractive index presented

^g temperature dependent

C. Discussion

We identified two very influential publications, largely dominating the permittivity values found in literature. Ikeda, Matsunami, and Tanaka³³ published, based on measurements from Shaffer⁵³, in 1980 the first 4H-SiC permittivity data. Although these values are broadly used in liter-

ature^{22,54–58}, we never found a citation of that particular paper. Not even cross-references among the citing publications exist.

In 1970, so ten years prior to the first 4H values, Patrick and Choyke⁵ determined, based on measurements published in 1944⁵⁹, the permittivity of the 6H polytype. Many publications on 4H-SiC used these results (see Fig. 2) despite the deviating polytype. Some authors claimed that dedicated 4H values were not available^{12,48,60–63}, a mistake as we showed before. Nevertheless, it is still claimed up to this day³². This shows, how hard it is to get a comprehensive overview over 4H-SiC TCAD parameters. In contrast to early analysis, that clearly highlight that 6H values were used⁶⁴, the majority of publications simply adopts the parameters without further remark, which leaves the false impression that proper 4H values were used.

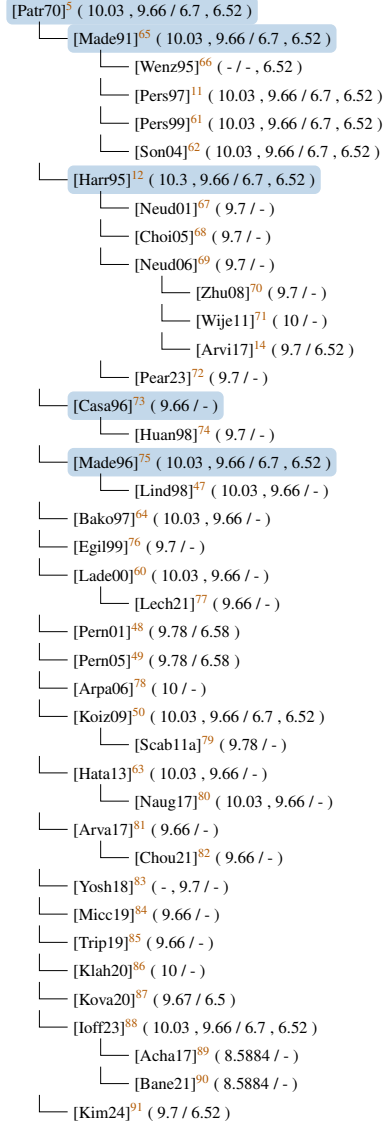
Rounding of the original values, e.g., $9.66 \rightarrow 9.7 \rightarrow 10$ ^{67,78} (see Fig. 2), and mere typographical errors, e.g., turning 9.66 into 9.67⁸⁷ (a comprehensive analysis of all encountered inconsistencies is shown in ??), expanded the range of available values (see Figs. 3 and 4). In these figures we connected those values where at least one direct connection could be found. Due to missing references we can, however, not guarantee that all authors made their selection based on the same data. In many cases, e.g., for the prominent values $\epsilon_s = 9.7$ or $\epsilon_s = 10$, it is not unreasonable to assume that simply the permittivity in one principal direction was picked.

An interesting case is $\epsilon_s = 8.5584$ ^{89,90}, which is supposed to be based on $\epsilon_s^\perp = 9.66$ and $\epsilon_s^\parallel = 10.03$ ⁸⁸. We were not able to achieve this value analytically since the result is lower than both constituents. Only when we added the high-frequency relative permittivity to the calculations we achieved a somewhat close value of 8. Such a combination is, however, not justifiable.

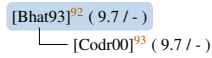
Overall, the missing awareness regarding 4H related permittivity values is striking. One explanation why the same old values are reused over and over again are the often very long citation (see Fig. 2). Combined with often missing references this makes it difficult to pinpoint the origin of a value and thus assess its suitability. Another interpretation of the achieved results is that the permittivity has little impact in TCAD simulations, such that somewhat accurate 6H values are already sufficient. Nevertheless, even if this was the case, we highly encourage the scientific community to adopt the most recent measurement 4H-SiC in future publications to make these values more prominently known and, thus, lead to a wider distribution.

Permittivity ($\epsilon_s^\parallel, \epsilon_s^\perp / \epsilon_\infty^\parallel, \epsilon_\infty^\perp$)

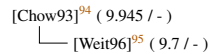
Patrick and Choyke



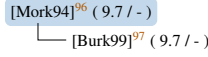
Bhatnagar and Baliga



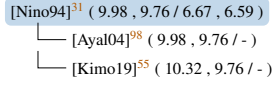
Chow and Tyagi



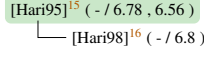
Morkoç *et al.*



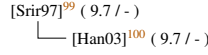
Ninomiya and Adachi



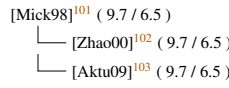
Harima, Nakashima, and Uemura



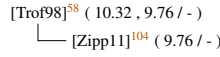
Sriram *et al.*



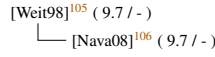
Mickevicius and Zhao



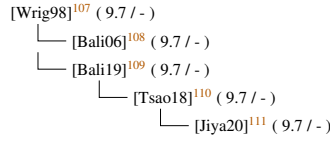
Troffer



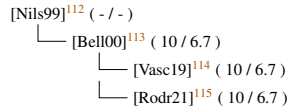
Weitzel



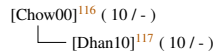
Wright *et al.*



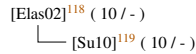
Nilsson *et al.*



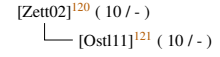
Chow



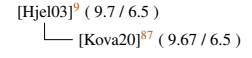
Elasser and Chow



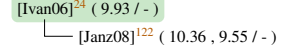
Zetterling



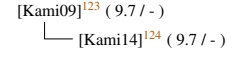
Hjelm *et al.*



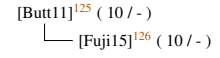
Ivanov *et al.*



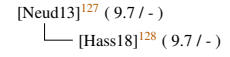
Kaminski



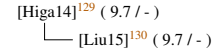
Buttay *et al.*



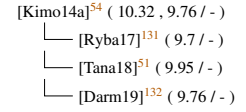
Neudeck



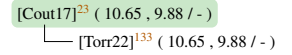
Higashiwaki *et al.*



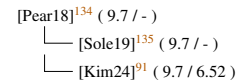
Kimoto and Cooper



Coutinho *et al.*



Pearnton *et al.*



Li *et al.*

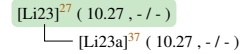


FIG. 2. Reference chains found for the relative permittivity. Publications with blue background are not focused on 4H-SiC, while those in green are novel analyses on 4H-SiC.

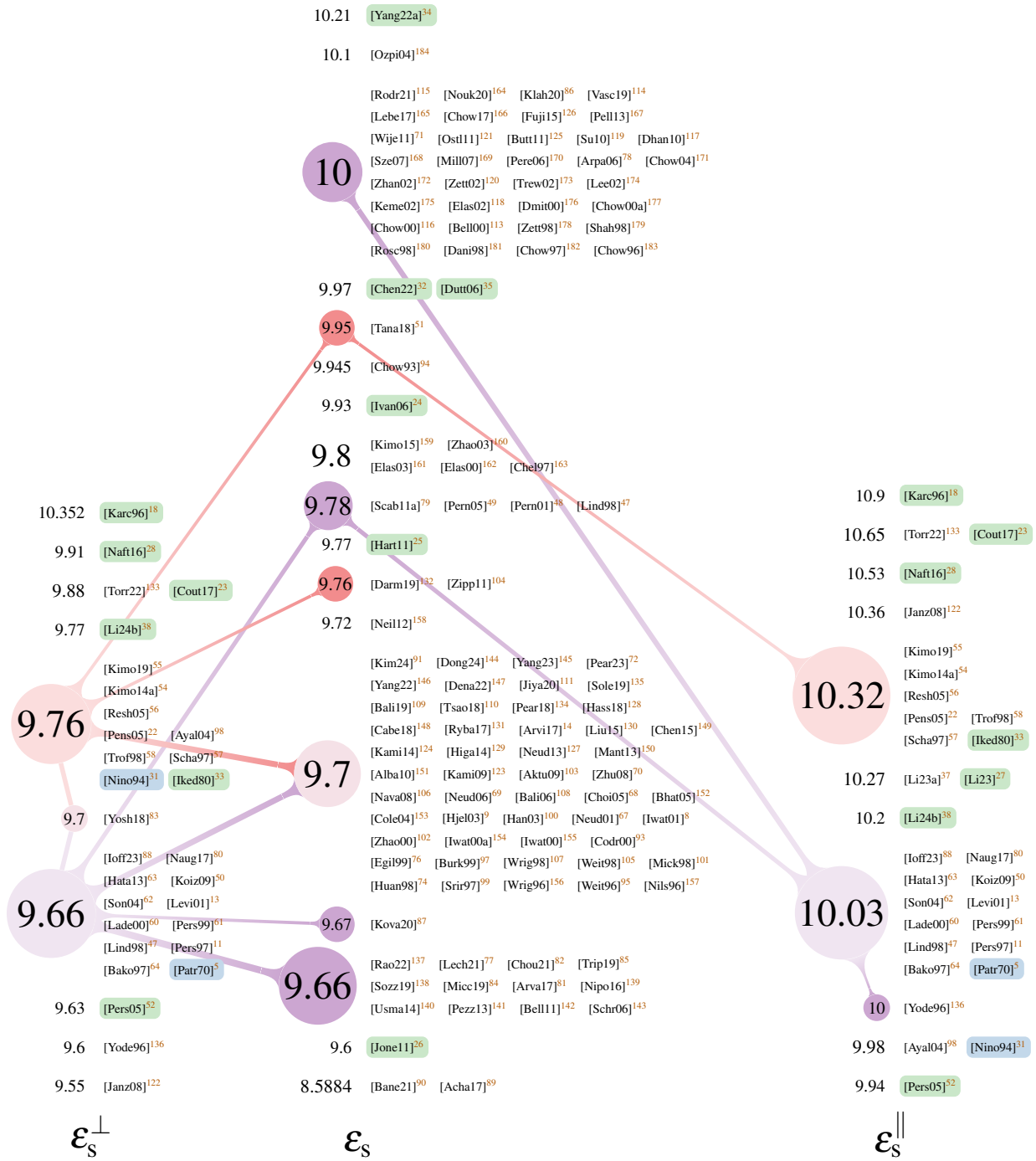


FIG. 3. Published values for the static permittivity. Connected values indicated that at least one connection has been found. References with blue background indicate investigations of non-4H silicon carbide while green background denotes basic 4H-SiC investigations.

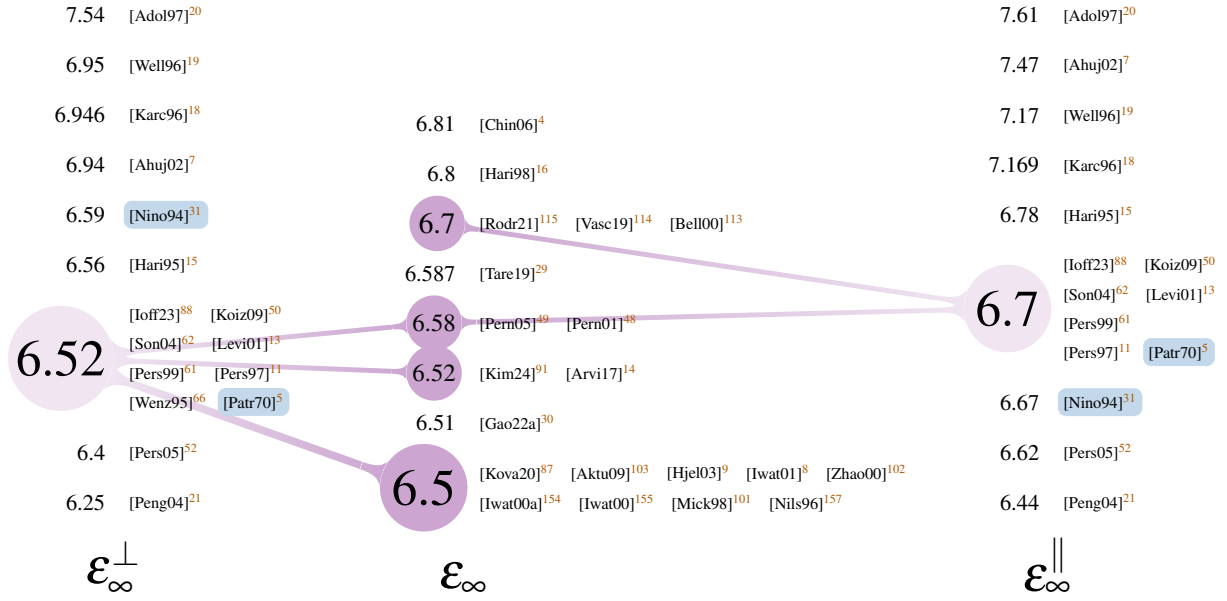


FIG. 4. Published values for the high-frequency permittivity. Connected values indicated that that at least one connection has been found. References with green background indicate investigations of non-4H silicon carbide while blue background denotes basic 4H-SiC investigations.

II. IMPACT IONIZATION

In high electric fields, charge carriers are able to pick up enough kinetic energy to create an additional electron-hole pair, which is called impact ionization. This effect is sometimes deliberately used, e.g., in avalanche diodes, to increase the responsiveness² but often is an undesired effect that leads to breakdown and the destruction of the device. Consequently, impact ionization simulations are crucial to predict the safe operation regions of a device. In TCAD tools impact ionization is modeled as a (electric field dependent) multiplicative factor that denotes the increase of charge carriers per unit distance.

A. Theory

The impact ionization is described by the charge carrier generation rate^{64,185}

$$G_{II} = \frac{1}{q} (\alpha J_n + \beta J_p) = \frac{1}{q} (\alpha n v_n + \beta p v_p)$$

with n resp. p the amount of electron resp. holes, v_n resp. v_p their velocity and J_n resp. J_p the electron resp. hole current. The impact ionization coefficients for electrons (α) and holes (β)

represent the number of secondary carriers a single charge carrier generates per cm in an electric field F , i.e.,²

$$\alpha = \frac{1}{n} \frac{dn}{dx} \text{cm}^{-1} \quad , \quad \beta = \frac{1}{p} \frac{dp}{dx} \text{cm}^{-1} .$$

Many models to describe α and β were proposed. We will provide a short introduction to the topic, whereat more detailed descriptions are available in literature^{2,158,186–188}. One of the earliest models is the still very popular empirical Chynoweth's law^{189,190}

$$\alpha, \beta(F) = a \exp \left[-\frac{b}{F} \right] , \quad (3)$$

often also called Van Overstraeten-de Man model¹⁹¹. This empirical fitting was a necessity at the time of its publication because a physical explanation was only available for strong electric fields as¹⁹²

$$\alpha, \beta(F) = \frac{eF}{E_i} \exp \left[-\frac{3E_p E_i}{(eF\lambda)^2} \right] .$$

This changed with Shockley¹⁹³ who modeled the impact ionization coefficient by

$$\alpha, \beta(F) = \frac{eF}{E_i} \exp \left[-\frac{E_i}{eF\lambda} \right] , \quad (4)$$

In this case, e denotes the electron charge, λ the mean free path and E_i the ionization energy, i.e., the energy to create an electron-hole pair. The prefactor is the inverse of the length required to gain the ionization energy, i.e., how often per unit length this energy is reached, while the exponential term denotes the chance of doing that without collisions. This model is often called Shockley's "lucky electron"¹⁹⁴. In Lackner¹⁹⁵ the close relationship between Eq. (3) and Eq. (4), which can be easily retraced by setting $a = eF/E_i$ and $b = E_i/e\lambda$, is highlighted, leading to a physically based calculation of parameters a and b . The author suggests an additional scaling factor, depending on the electric field and the parameter b for both α and β , to cover the parameter variations with changing electric field strength.

The low- and high-field cases were finally combined in Baraff's theory¹⁹⁶, which expresses $\alpha, \beta \propto \exp[-b/F]$ for low fields and $\alpha, \beta \propto \exp[-c/F^2]$ for high ones. It was later extended by Thornber¹⁹⁷ to the expression¹⁸⁶

$$\alpha, \beta(F) = \frac{eF}{\langle E_i \rangle} \exp \left[-\frac{\langle E_i \rangle}{[(eF\lambda)^2/3E_p] + eF\lambda + E_{k_B T}} \right] , \quad (5)$$

with $\langle E_i \rangle$ the effective ionization threshold¹⁸⁶, E_p the optical phonon energy and $E_{k_B T}$ a temperature contribution that is often neglected in the literature. Konstantinov *et al.*¹⁹⁴ even only used the

high-field part for the electrons and dropped the factor $3E_p$ for the holes in the equation presented in the paper. We assume a typographical error as the division sign is still visible. For the ionization energy E_i originally a value of $3/2E_g$ (E_g the band gap; see ??) was assumed, which represents the ideal case¹⁶⁴. Recent measurements, however, revealed for 4H-SiC values between 7.28 and 8.6 eV¹⁹⁸.

Since Baraff's theory was not able to satisfy all demands¹⁹⁹, Okuto and Crowell²⁰⁰ extended Chynoweth's law by adding the electric field as a multiplicative factor, an exponential parameter m and a temperature dependency via c and d . The overall fitting model has the form

$$\alpha, \beta(F) = a\{1 + c(T - 300)\} F^n \exp \left[- \left(\frac{b\{1 + d(T - 300)\}}{F} \right)^m \right] \quad (6)$$

where T denotes the temperature in Kelvin. In all investigated publications $n = 0$ so we will not consider this parameter any further, leading to a simplified model that is often referred to as Selberherr model¹⁸⁷.

More advanced models were also proposed, which are, however, not yet used in TCAD simulations. These include a more sophisticated temperature dependency in Eq. (6)²⁰¹ and models based on multi-stage²⁰² and inelastic collision events⁸⁹. Other popular methods to investigate the effects of impact ionization are Monte Carlo simulations^{9,101-103,113,203-208}, non-localized models^{209,210} and the impact of defects²¹¹ in the presence of a magnetic field^{212,213}. Some researchers²¹⁴⁻²¹⁶ even combine α and β to an effective coefficient and model it by a power law, i.e., $\alpha, \beta \propto E^n$, to achieve an analytic expression suitable for calculations.

The impact ionization is anisotropic, meaning that the breakdown field in $\langle 11\bar{2}0 \rangle$ is about three quarters of the one in $\langle 0001 \rangle$ direction²¹⁷. For that reason the impact ionization coefficients have been determined parallel and perpendicular to the c-axis. These can be combined, using a formalism introduced by Hatakeyama²¹⁸, to achieve suitable amplification factors for any desired lattice direction. Jin *et al.*²¹⁹ reused the parameter values but introduced a new approach to calculate the "driving force" by considering also the field direction for constant carrier temperature. Nida and Grossner²²⁰ adapted the field strength to an effective $F^* = (m/m_{\parallel})^{1/2}F$, with m resp m_{\parallel} the effective masses (see ??).

To depict the changing behavior with temperature either the built-in parameters, as is the case for the Okuto-Crowell model (see Eq. (6)), or a multiplicative factor²²¹

$$\gamma = \frac{\tanh \left(\frac{\hbar\omega_{OP}}{2k_B T_0} \right)}{\tanh \left(\frac{\hbar\omega_{OP}}{2k_B T_L} \right)} \quad (7)$$

to scale the parameters a and b of Eq. (3) is used^{60,98,218,222} with T_0 a reference temperature (often 300 K), T_L the lattice temperature and ω_{OP} the optical phonon energy. We are very confident that the latter corresponds to the longitudinal optical phonon energy ω_{LO} (see Section I) as their respective values match well. Hatakeyama²¹⁸, however, pointed out that for a good fit $\omega_{OP} = 190$ meV had to be used, which contradicts experimental results of $\omega_{LO} = 120$ meV. Niwa, Suda, and Kimoto²²³ use a polynomial of degree two to scale the parameters while Bartsch, Schörner, and Dohnke²¹⁴ utilize the ratio $T/300$ K for this purpose. In contrast, Hamad *et al.*²²⁴ explicitly present parameter values for different temperatures. Nida and Grossner²²⁰ scaled the mean free path by $\sqrt{\gamma}$ and the ionization energy by the ratio of the bandgap at temperature T_L and at 300 K.

B. Results

To measure the impact ionization coefficients an equal amount of charge carriers is generated in a space charge region, either by (pulsed) electron (electron beam induced current (EBIC))²²⁵ or optical beams (optical beam induced current (OBIC))^{194,223,224,226–232}. Defects have a significant impact on the coefficients such that EBIC is used to extract parameters at defect-free regions¹⁰⁹.

The charge carrier generation is executed at varying field strengths. Recording the respective terminal currents enables a comparison against the no-field current and, thus, the determination of the effective amplification. The readout of the current can be executed in DC mode^{194,226} (whereat Raghunathan and Baliga²²⁵ state that elimination of leakage current in this case is hard), AC mode^{225,229,230} or both combined^{227,228}. Additional challenges are the selection of a suitable test structure, e.g., p-n/n-p diodes or pnp/npn transistors) and the proper separation of electron and hole multiplication phenomena, which we will not further cover in this review. Instead we refer the interested reader to the dedicated literature^{194,223,229,231,233,234}.

Monte Carlo simulations are also used for the investigation of the impact ionization. While some are able to extract the impact coefficients as the reciprocal of the average distance^{208,235} others solely present simulated values without fitting to any of the earlier presented model^{9,101–103,113,203–207,236}. Fitting is, however, crucial to use the results in TCAD simulations tools. For this purpose Stefanakis *et al.*²³⁷ provides fittings to Monte Carlo simulation^{113,238}, Nouketcha *et al.*¹⁶⁴ used a genetic algorithm to fit to multiple sources^{220,226–228,239,240}, Nida and Grossner²²⁰ fitted their model to values from^{194,218,225,227,239} and Stefanakis *et al.*²³⁷ achieved a "global fit" in regard to many 4H investigations^{194,227,228,230,232,240}, but also a 6H one²⁴¹, and Monte Carlo simulations^{113,238}.

Kyuregyan²³³ calculated the average of available parameter values without conducting any fitting. According to the authors this is supposed to remove statistical inaccuracies and uncertainties introduced by the characterization methods. Even multiple fittings on the same data were executed. Choi *et al.*⁶⁸, Banerjee⁹⁰, Baliga¹⁰⁹, Zhao *et al.*¹⁶⁰, Sheridan *et al.*²⁴², Morisette²⁴³ all used the data from Konstantinov *et al.*¹⁹⁴, however, the ones for Sheridan *et al.*²⁴² exactly match values achieved for 6H by Ruff, Mitlehner, and Helbig²⁴¹.

TABLE II. Parameters for fundamental fittings of the Okuto-Crowell model found in literature. If only a single value spanning across two columns is presented the crystal direction was not specified.

ref.	electron							hole							F region [MV cm ⁻¹]
	a_{\parallel} [10 ⁶ cm ⁻¹]	a_{\perp}	b_{\parallel} [MV cm ⁻¹]	b_{\perp}	c [10 ⁻³]	d [10 ⁻³]	m [1]	a_{\parallel} [10 ⁶ cm ⁻¹]	a_{\perp}	b_{\parallel} [MV cm ⁻¹]	b_{\perp}	c [10 ⁻³]	d [10 ⁻³]	m [1]	
[Ragh99] ²²⁵	-	-	-	-	0	0	1	3.09		17.9 ± 0.4		-3.46	0	1	2.5–3.2
[Bert00] ^{244j}	0.4	48		15	0	0	1.15	1.8	45		15	0	0	1	-
[Sher00] ^{242dl}	-	-	-	-	0	0	1	5.18	-	14	-	0	0	1	-
[Mori01] ^{243d}	-	-	-	-	0	0	1	-	-	-	-	0	0	1	-
[Ng03] ²²⁸	1.98		9.46		-2.02 ^a	0	1.42	4.38		11.4		-0.913 ^a	0	1.06	1.8–4
[Zhao03] ^{160d}	7.26		23.4		0	0	1	6.85		14.1		0	0	1	-
[Hata04] ²⁴⁵	176	21	33	17	0	0	1	341	29.6	25	16	0	0	1	2–5
[Choi05] ^{68d}	16.5		25.8		0	0	1	5.5		13.5		0	0	1	1.5–5
[Loh08] ²²⁷	2.78		10.5		0	0	1.37	3.51		10.3		0	0	1.09	1–5
[Loh09] ²⁴⁶	-	-	-	-	0	0	1	3.321		10.385		-2.78	0.48 ^k	1.09	1.33–2
[Nguy11] ²²⁹	0.46		17.8		0	0	1	15.6		17.2		0	0	1	1.5–2.7
[Gree12] ^{234h}	0.019		2.888		0	0	4.828	0.06		1.387		0	0	0.96	1.6–4
[Nguy12] ²³⁰	3.36		22.6		0	0	1	8.5		15.97		0	0	1	1.5–4.8
[Sun12] ²⁰⁸	1.803		13.52		0	0	1.2	1.861		9.986		0	0	1.11	1.5–5
[Niwa14] ²²³	8190		39.4		0	0	1	4.513		12.82		0 ^f	0	1	1.4–2.7
[Hama15] ²²⁴	0.99		12.9		0	0	1	1.61		11.5		0	0	1	2.5–7
[Niwa15] ²³⁹	0.143	-	4.93	-	0 ^c	0 ^c	2.37	3.14	-	11.8	-	6.3 ^c	1.23 ^c	1.02	1–2.8
[Shar15] ²⁴⁷	186	-	28	-	0	0	1	301	-	20.5	-	0	0	1	-
[Kyr16] ²³³ⁱ	38.6 ± 15.0		25.6 ± 0.1		0	0	1	5.31 ± 0.30		13.10 ± 0.01		0	0	1	1–5
[Zhan18] ²⁴⁸	1.31		13		-1.47	0	1	2.98		13		-1.56	0	1	-
[Bali19] ^{109d}	313		34.5		0	0	1	8.07		15		0	0	1	1.1–5
[Zhao19] ²³²	0.339	-	5.15	-	0	0	2.37	3.56	-	11.7	-	6.19	1.15	1.02	1–3.2
[Stef20] ²³¹	-	6.4	-	12.5	0	0	1	-	6	-	13.3	0	0	1	1.3–2
[Bane21] ^{90d}	100		40.268		0	0	1	41.915		46.428		0	0	1	0.1–1
[Chea21] ^{235g}	0.932		7.19		0	0	1.95	1.75		6.56		0	0	1.45	1.6–10
[Stef21] ^{237e}	2.8	-	20.7	-	-1 ^b	-0.29 ^b	1	2.5	-	12.1	-	1.74 ^b	0.59 ^b	1	-

^a provided by Cha *et al.* ²⁴⁹

^b provided by Steinmann *et al.* ²⁵⁰

^c different values suggested by Steinmann *et al.* ²⁵⁰

^d values fitted to Konstantinov *et al.* ¹⁹⁴

^e values fitted to ^{113,194,227,228,230,232,238,240,241}

^f temperature dependency stated in the paper that could not be transferred to model formalism

^g a and b presumably stated in m⁻¹ and MV m⁻¹ in paper, converted to cm⁻¹ and MV cm⁻¹

^h for $F > 2.5$ MV cm⁻¹ the parameters α from Ng *et al.* ²²⁸ are used

ⁱ values achieved by averaging of ^{194,223,226–228,234,246,251}

^j fitted to Nilsson *et al.* ¹¹²

^k we changed $b = 8.9 \times 10^6 - 4.95 \times 10^3 T$ to $b = 8.9 \times 10^6 + 4.95 \times 10^3 T$ to better match the results in the paper

^l same values achieved as 6H investigation by Ruff, Mitlehner, and Helbig ²⁴¹

TABLE III. Parameters for fundamental fittings of the Thurnber model found in literature. For $E_{k_B T} = k_B T$ this parameter scales with temperature.

ref.	dir	electron				hole				F region [MV cm ⁻¹]
		$\langle E_i \rangle$ [eV]	λ [Å]	E_p [meV]	$E_{k_B T}$ [meV]	$\langle E_i \rangle$ [eV]	λ [Å]	E_p [meV]	$E_{k_B T}$ [meV]	
[Kons97] ^{194f}		10	29.9	120	0	7	32.5	120	0	1.5–10
[Nida19] ^{220a}		10.61	27	120	$k_B T$	10.87	39.49	85	$k_B T$	1–10
[Nouk20] ^{164c}	-	7.5	10	92.5	14	6.62	4.8	9	102	0.9–10
[Ste23] ^{250e}	-	10.6	27	87	$k_B T$	10.9	80	87	$k_B T$	1–10

^a values picked from specified ranges, fitting to^{194,218,225,227,239}

^c $3/2 E_g$ instead of $\langle E_i \rangle$ used in the exponential, fitting to^{220,226–228,239,240}

^e initial values taken from Nida and Grossner²²⁰

^f linear term in denominator not used for α

A wide range of Okuto-Crowell (see Table II) and Thornber (see Table III) model parameters could be identified in literature. In one case we were unable to match the temperature variation of β with $b = 8.9 \times 10^6 - 4.95 \times 10^3 T$ ²⁴⁶ with the data presented in the same publication. We achieved much better results with $d = 8.9 \times 10^6 + 4.95 \times 10^3 T$ with T the temperature in Kelvin. In Stefanakis *et al.*²³¹ the fitting for α also deviates slightly from the plots in the paper. Due to the minor deviation we kept the values as they were. In Cheang, Wong, and Teo²³⁵ the values of parameters a and b are two orders of magnitude too high. We suspect that they are specified in m⁻¹ resp. MV m⁻¹ although in the paper it is explicitly stated as cm⁻¹ resp. MV cm⁻¹. Despite these changes we were not able to exactly recreate the plots shown in the paper. We had to exclude the publication by Ng *et al.*²⁵¹ as no data are shown in the paper and Cheong *et al.*²⁵², Kimoto *et al.*²⁵³ who only specify that SiC is investigated but not the polytype.

A graphical representation of the models describing the impact ionization coefficient for electrons (see Fig. 5) show a spread of approximately one order of magnitude, whereat the deviations increase for low fields. For the crystal direction perpendicular to the c-axis much higher values are determined. This matches qualitatively early estimations, however, the quantities of $\alpha_{\perp}/\alpha_{\parallel} = 3.5$ used by Lades⁶⁰, Bakowski, Gustafsson, and Lindefelt⁶⁴ seems to be too low. For low resp. high fields the fittings of Zhang and You²⁴⁸ resp. Sharma, Hazdra, and Popelka²⁴⁷ are too high meaning that the models have to be handled with care in these regions.

For holes (see Fig. 6) the spread in values is much smaller, especially close to a field strength

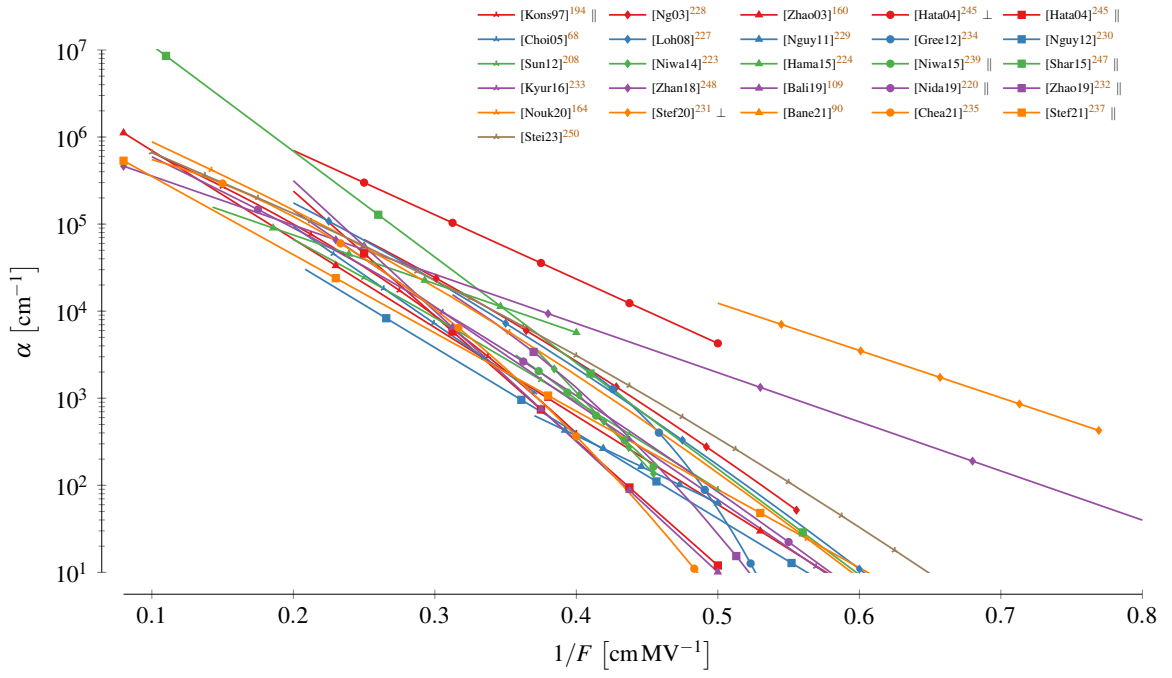


FIG. 5. Impact ionization coefficient α for electrons. Each model is limited to the interval used for characterization. The colors are altered to increase the readability.

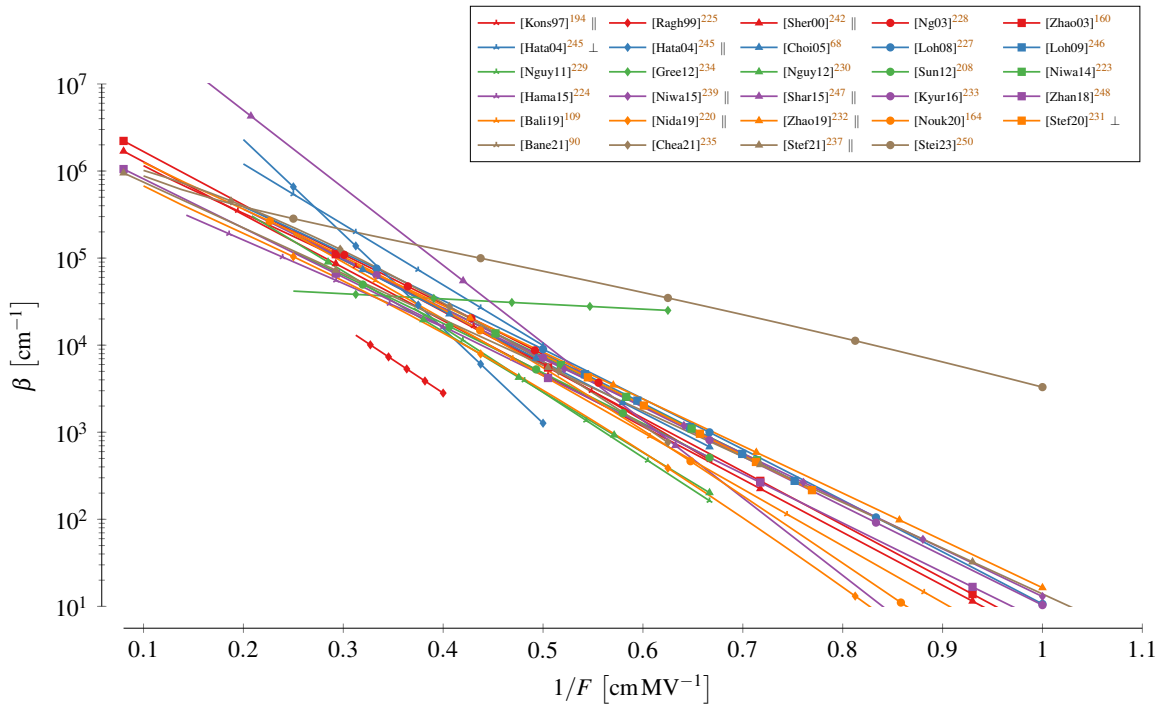


FIG. 6. Impact ionization coefficient β for electrons. Each model is limited to the interval used for characterization. The colors are altered to increase the readability.

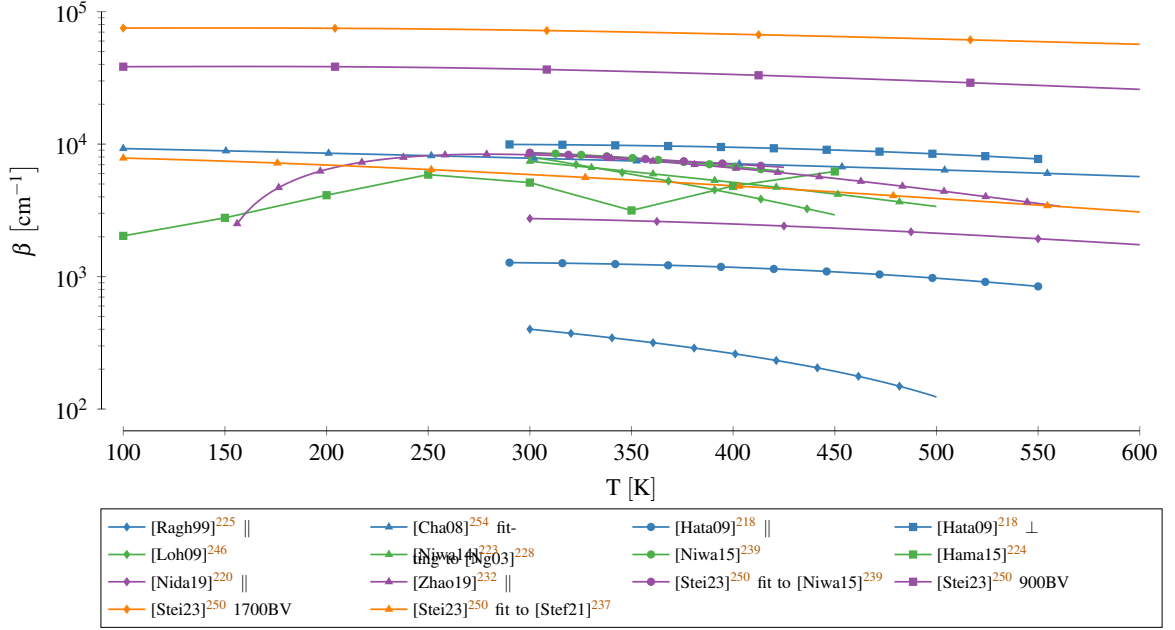


FIG. 7. Temperature dependence of the hole impact ionization coefficient. The single models are evaluated for an electric field of 2 MV cm^{-1} and are ordered according to their publication date. The colors simply are used to improve the readability.

around 2 MV cm^{-1} . Nevertheless, there are also fittings we want to highlight. The results of Steinmann *et al.*²⁵⁰ are too high possibly correlating to the fitting of a rather high breakdown voltage. The values from Raghunathan and Baliga²²⁵ are too low, which was attributed to the direction dependency of α ^{188,244}, i.e., that the coefficient in the direction perpendicular to the c-axis is much stronger. Feng and Zhao¹⁸⁸ thus conclude that the results in²²⁵ deviate from practical results since the focused beam used in the analyses caused them to miss a large share of the intrinsic defects. Although Fig. 6 supports this statement, the statement that the perpendicular impact ionization of holes is a lot stronger, could not be confirmed. The results suggest rather $\beta_{\perp} = \beta_{\parallel}$, which was also used for 6H ⁶⁴. Finally, the fittings by Green *et al.*²³⁴ show a significantly slower increase with field than all other models.

Important for TCAD simulations is also the temperature dependency of the impact ionization coefficients. For holes (see Fig. 7) all models predict a decreasing value, which matches the reports of increasing breakdown voltage with increasing temperature^{254,255} and prevents thermal runaway. Hatakeyama²¹⁸ uses the temperature scaling shown in Eq. (7) (multiplication with γ), which is also used by Lades⁶⁰, Schröder¹⁴³. Clearly visible is the decline of β with increasing temperature. Steinmann *et al.*²⁵⁰ proposed two fittings for two different breakdown voltages of

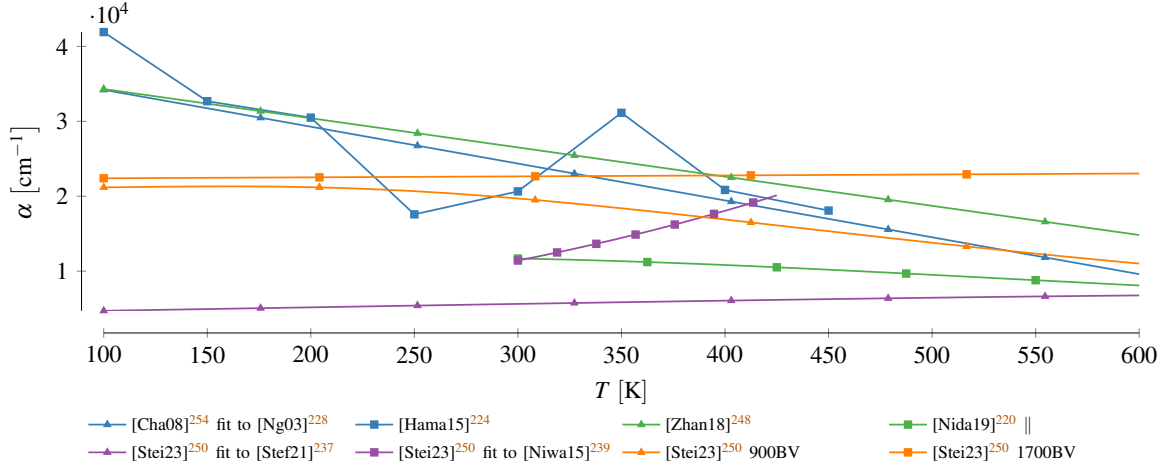


FIG. 8. Temperature dependence of the electron impact ionization coefficient. The single models are evaluated for an electric field of 3.33 MV cm^{-1} and are ordered according to their publication date. The colors simply are used to improve the readability.

the investigated device, i.e., 900 V and 1700 V.

For electrons (see Fig. 8) the results are quite inconclusive. Some models even propose an increase of α with temperature. This is, however, compensated by the decrease in β with increasing temperature due to the relatively small variations of α compared to β (linear vs. logarithmic y-axis).

C. Discussion

The majority of the currently utilized impact ionization coefficients are based on 4H measurements (see Fig. 9). Care has to be taken especially for publications prior to the year 2000, as those often are based on 6H^{64,241,256,257}. These outdated results have later found their way in various publications^{60,107,152,156,158}. In early publications⁶⁴ 6H was still used because 4H values were not available or simply^{160,258} because the early available fittings from Konstantinov *et al.*²²⁶, Raghunathan and Baliga²⁴⁰ deviated significantly. The results from Bakowski, Gustafsson, and Lindelfelt⁶⁴ were later further changed by Lades⁶⁰ who calculated the parameters at 273 K and introduced a typographical error for the hole coefficient a , which was stated as $2.24 \times 10^6 \text{ cm}^{-1}$ instead of $3.24 \times 10^6 \text{ cm}^{-1}$. We found additional more or less critical inaccuracies, which we all summarize in ??.

The most influential publications are arguably by Raghunathan and Baliga^{225,240} and Hatakeyama

Okuto Crowell ($a_{\perp}, a_{\parallel}/b_{\perp}, b_{\parallel}/m$ | $a_{\perp}, a_{\parallel}/b_{\perp}, b_{\parallel}/m$)

Kyuregyan and Yurkov

[Kyr89]²⁵⁶ (457 / 52.4 / 1 | 5.13 / 15.7 / 1)
 ↳ [Ioff23]⁸⁸ (457 / 52.4 / 1 | 5.13 / 15.7 / 1)

Trew, Yan, and Mock

[Trew91]²⁵⁷ (0.046 / 12 / 1 | 4.65 / 12 / 1)
 ↳ [Wrig96]¹⁵⁶ (0.046 / 12 / 1 | 4.65 / 12 / 1)
 ↳ [Wrig98]¹⁰⁷ (0.046 / 12 / 1 | 4.65 / 12 / 1)
 ↳ [Bhat05]¹⁵² (0.046 / 12 / 1 | 4.65 / 12 / 1)

Bakowski, Gustafsson, and Lindefelt

[Bako97]⁶⁴ (1.41, 4.95 / 2.58 / 1 | 21.6, 21.6 / 19 / 1)
 ↳ [Lade00]⁶⁰ (3.44 / 2.58 / 1 | 32.4 / 19 / 1)
 ↳ [Ayal04]⁹⁸ (3.44 / 25.8 / 1 | 3.5 / 17 / 1)
 ↳ [Trip19]⁸⁵ (3.44 / 25.8 / 1 | 3.5 / 17 / 1)
 ↳ [Schr06]¹⁴³ (3.44 / 2.58 / 1 | 32.4 / 19 / 1)

Raghunathan and Baliga

[Ragh97]²⁴⁰ (- / - / - | 3.5 / 17 / 1)
 ↳ [Shah98]¹⁷⁹ (1.66 / 12.73 / 1 | 3.5 / 17 / 1)
 ↳ [Nal99]²²² (2.5 / 14.8 / 1 | 2.5 / 14.8 / 1)
 ↳ [Ayal04]⁹⁸ (3.44 / 25.8 / 1 | 3.5 / 17 / 1)
 ↳ [Trip19]⁸⁵ (3.44 / 25.8 / 1 | 3.5 / 17 / 1)

Raghunathan and Baliga

[Ragh99]²²⁵ (- / - / - | 3.09 / 17.9 / 1)
 ↳ [Adac05]² (- / - / - | 3.25 / 17.9 / 1)
 ↳ [Bali06]¹⁰⁸ (- / - / - | 3.25 / 17.5 / 1)
 ↳ [Pezz13]¹⁴¹ (0.25 / 18.4 / 1 | 3.25 / 17.1 / 1)
 ↳ [Das15]²⁵⁹ (0.325 / 17.1 / 1 | 3.25 / 17.1 / 1)

Morisette

[Mori01]²⁴³ (- / - / - | - / - / -)
 ↳ [Kimo14a]²⁴ (1.69 / 9.69 / 1.6 | 3.32 / 10.7 / 1.1)
 ↳ [Dena22]¹⁴⁷ (1.69 / 9.69 / 1.6 | 3.32 / 10.7 / 1.1)

Ng *et al.*

[Ng03]²²⁸ (1.98 / 9.46 / 1.42 | 4.38 / 11.4 / 1.06)
 ↳ [Loh07]²⁶⁰ (- / - / - | - / - / -)
 ↳ [Cha08a]²⁴⁹ (1.98 / 9.46 / 1.42 | 4.38 / 11.4 / 1.06)
 ↳ [Cha08]²⁵⁴ (1.98 / 9.46 / 1.42 | 4.38 / 11.4 / 1.06)
 ↳ [Loh08a]²⁶¹ (- / - / - | - / - / -)

Hatakeyama *et al.*

[Hata04]²⁴⁵ (21, 176 / 17, 33 / 1 | 29.6, 341 / 16, 25 / 1)
 ↳ [Hata04a]²⁶² (21, 176 / 17, 33 / 1 | 29.6, 341 / 16, 25 / 1)
 ↳ [Hata05]²⁶³ (21, 176 / 17, 33 / 1 | 29.6, 341 / 16, 25 / 1)
 ↳ [Ivan09]²⁶⁴ (- / - / - | - / 25 / -)
 ↳ [Loph18]²⁶⁵ (21, 176 / 17, 33 / 1 | 29.6, 341 / 16, 25 / 1)
 ↳ [Jin24]²¹⁹ (21, 176 / 17, 33 / 1 | - / - / -)
 ↳ [Hata09]²¹⁸ (21, 176 / 17, 33 / 1 | 29.6, 341 / 16, 25 / 1)
 ↳ [Hata13]⁶³ (21, 176 / 17, 33 / 1 | 29.6, 341 / 16, 25 / 1)
 ↳ [Naug17]⁸⁰ (21, 176 / 17, 33 / 1 | 29.6, 341 / 16, 25 / 1)
 ↳ [Sole19]¹³⁵ (210, 176 / 17, 33.3 / 1 | 296, 341 / 16, 25 / 1)
 ↳ [Buon12]¹⁸⁵ (210, 176 / 17, 33 / 1 | 29.6, 341 / 16, 25 / 1)
 ↳ [Chen15]¹⁴⁹ (21, 176 / 17, 33 / 1 | 29.6, 341 / 16, 25 / 1)
 ↳ [Megh15]²⁶⁶ (21, 176 / 17, 33 / 1 | 29.6, 241 / 16, 25 / 1)
 ↳ [Wang22]²⁶⁷ (21, 176 / 17, 33 / 1 | 29.6, 341 / 16, 25 / 1)
 ↳ [Yang23]¹⁴⁵ (- / - / - | - / - / -)

Loh *et al.*

[Loh08]²²⁷ (2.78 / 10.5 / 1.37 | 3.51 / 10.3 / 1.09)
 ↳ [Wang22a]²⁶⁸ (2.78 / 10.5 / 1 | 3.51 / 10.3 / 1)

Sun, You, and Wong

[Sun12]²⁰⁸ (1.803 / 13.52 / 1.2 | 1.861 / 9.986 / 1.11)
 ↳ [Sun12a]²⁶⁹ (1.803 / 13.52 / 1.2 | 1.861 / 9.986 / 1.11)

Niwa, Suda, and Kimoto

[Niwa14]²²³ (8190 / 39.4 / 1 | 4.513 / 12.82 / 1)
 ↳ [Hase17]²⁷⁰ (8190 / 39.4 / 1 | - / - / -)
 ↳ [Mcp21]²⁷¹ (- / - / - | - / - / -)

Niwa, Suda, and Kimoto

[Niwa15]²³⁹ (-, 0.143 / -, 4.93 / 2.37 | -, 3.14 / -, 11.8 / 1.02)
 ↳ [Kimo18]²⁷² (-, 0.143 / -, 4.93 / 2.37 | -, 3.14 / -, 11.8 / 1.02)
 ↳ [Arva19]²⁷³ (0.143 / 4.93 / 2.37 | 3.14 / 11.8 / 1.02)
 ↳ [Kimo19]²⁵ (-, 0.143 / -, 4.93 / 2.37 | -, 3.12 / -, 11.8 / 1.02)

Thorber ($\lambda / \langle E_i \rangle / E_p / E_{k_B T}$ | $\lambda / \langle E_i \rangle / E_p / E_{k_B T}$)

Konstantinov *et al.*

[Kons97]¹⁹⁴ (29.9 / 10 / 120 / 0 | 32.5 / 7 / 120 / 0)
 ↳ [Huan98]⁷⁴ (29.9 / 10 / 120 / 0 | 32.5 / 7 / 120 / 0)
 ↳ [Kons98]²²⁶ (29.9 / 10 / 120 / 0 | 32.5 / 7 / 120 / 0)
 ↳ [Lee02]¹⁷⁴ (- / - / - / - | - / - / - / -)

FIG. 9. Reference chain for impact ionization parameters. Publications with blue background are not focused on 4H-SiC, those in green are novel analyses on 4H-SiC and orange color indicates that the reference was guessed based on the values but not explicitly stated in the publication. The values for a and b were scaled by 1×10^6 for improved readability.

*et al.*²⁴⁵. However, twelve investigations in the last decade indicate that impact ionization is still an active area of research. Nevertheless, only few values for the impact ionization perpendicular to the c-axis are available. Since the available parameters suggest a higher multiplication and thus earlier breakdown in these directions, further in detail investigations are required in the future.

In contrast to Silicon, 4H-SiC shows higher hole than electron current amplification, i.e., $\beta > \alpha$ ^{2,177}, which is attributed to discontinuities in the electron spectrum¹⁵⁷. Consequently, the Shockley approximation of the "lucky electron" can only be applied to holes, as the electrons

energy can not continuously increase¹⁹⁴. Kimoto *et al.*²⁷² name these "minigaps" as the reason for the low temperature dependence of α . Temperature analyses are, however, sparsely available. Some of the available data were years after the original publication proposed by other authors, e.g., by Cha and Sandvik²⁵⁴ or by Steinmann *et al.*²⁵⁰, who fitted the linear and quadratic temperature coefficients of the breakdown voltage. Nida and Grossner²²⁰ present the high temperature evolution of some models.

Although models can be use for any arbitrary field strengths, they are most accurate within their often very narrow characterization range. In general, the highest accuracy is required around the critical electric field, i.e., where breakdown occurs. In the literature commonly 2–3 MV cm⁻¹^{122,67,100,118,120,134,136,274,275} are used, whereat some explicitly state a dependence on the doping concentration^{55,109,194,216,217,225,232,239,272,276–280}. Be advised that these values are, most commonly, determined for uniformly doped non-punch through diodes using power law approximations of the impact coefficients²²⁵. Consequently such values have to be interpreted with a grain of salt and have to be corrected according to the actual structure and doping level^{239,281}. Over short distances a higher field is required to achieve breakdown than for thick devices, where charges can multiply over long distances.

III. INCOMPLETE IONIZATION

It is indispensable to add a doping to a semiconductor, i.e., to introduce impurity atoms, in order to create sophisticated electronic devices. These so-called dopants add energy levels near to the conduction (n-type doping) resp. valence band (p-type doping) such that free charge carrier can be injected at moderate temperatures. In this fashion the electrical characteristics of the material can be altered. Partial overviews on available doping elements and their respective activation energies in 4H-SiC are available^{12,13,22,52,67,69,70,117,120,159,188,216,282–290}. Uncommon elements were also investigated. Ab initio calculations by Miyata, Higashiguchi, and Hayafuji²⁹¹ identified Arsenic²⁹², Gallium²⁹³ or Antimony as, energy level wise, fitting. Group IV elements were investigated by Krieger *et al.*²⁹⁴, Feng and Zhao¹⁸⁸, Huang *et al.*²⁹⁵ focused on Tantalum and Chromium and Dalibor and Schulz²⁸⁴, Dalibor *et al.*²⁹⁶ on Vanadium. Additional factors such as the activation rates²⁹⁷ or the impact of hydrogen²⁹⁸ might, however, prevent the deployment of these dopants.

Due to the wide bandgap of 4H-SiC the respective dopant activation energies are large such

that the often used assumption of full ionization is not applicable. Quite the opposite: incomplete ionization has to be carefully considered to correctly predict the amount of free charge carriers and, thus, achieve a realistic conductivity^{299,300}.

In this section we will, thus, review measurements, models and TCAD parameters used to describe the amount of ionized dopants depending on temperature and doping concentration. We focus on the four most common doping species in 4H-SiC^{79,151,301}: Aluminum (analysis by Darmody and Goldsman¹³²) and Boron for p-type resp. Nitrogen and Phosphorous for n-type doping. We limit ourselves to simple model, e.g., a single energy level per lattice site (cubic or hexagonal). Depending on various parameters, e.g., binding type and location^{133,302–304} or whether the impurity is located in a non-neutral regions or not³⁰⁰, rather elaborate descriptions would be necessary to account otherwise³⁰⁵.

A. Theory

A good overview on the physical descriptions of incomplete ionization is provided by⁷⁹. In brief, the amount of ionized dopants can be modeled by the Fermi-Dirac distribution^{168,216,306–308}, also known as steady-state Gibbs distribution³⁰⁰, as

$$\begin{aligned} N_D^+ &= \frac{N_D}{1 + g_D \exp\left(\frac{E_{F,n} - E_D}{k_B T}\right)} \\ N_A^- &= \frac{N_A}{1 + g_A \exp\left(\frac{E_A - E_{F,p}}{k_B T}\right)} \end{aligned} \quad (8)$$

where N_A resp. N_D are the active acceptor resp. donor concentrations, E_A resp. E_D the acceptor resp. donor energy levels, $E_{F,n}$ resp. $E_{F,p}$ the electron resp. hole Fermi level and g_D resp. g_A the degeneracy factors. The latter denote the degeneracy of the energy levels³⁰⁹, whereat in the literature commonly the values $g_A = 4$ (spin up and spin down plus two valence bands) and $g_D = 2$ (spin up and down)^{299,310} are used. There are, however, exception: Troffer⁵⁸ used $g_D = 6$, Scaburri⁷⁹, Laube *et al.*³¹¹ a spin degeneracy of $g_D = 4$ for Phosphorous, Balachandran, Chow, and Agarwal³¹², Nawaz³¹³ $g_A = g_D = 3$, Persson and Lindefelt³¹⁴ $g_A = 2$, Lv *et al.*³¹⁵ $g_A = g_D = 2$ and Pernot *et al.*³¹⁶ $g_k = 6$ resp. $g_h = 2$ for the cubic resp. hexagonal site of Nitrogen. There were also efforts to introduce a temperature dependency as $G_A(T)$ and $G_D(T)$ ^{22,48,57,58,79,317,318}, whereat the description by Lophitis *et al.*²⁶⁵ (equ. (11)) deviates significantly.

If solely Boltzmann statistics are considered Eq. (8) can be simplified to^{63,79,98,120,185}

$$\begin{aligned} N_D^+ &= \frac{N_D}{1 + g_D \frac{n}{N_C} \exp\left(\frac{\Delta E_D}{k_B T}\right)}, & n &= N_C \exp\left(\frac{E_F - E_C}{k_B T}\right) \\ N_A^- &= \frac{N_A}{1 + g_A \frac{p}{N_V} \exp\left(\frac{\Delta E_A}{k_B T}\right)}, & p &= N_V \exp\left(\frac{E_V - E_F}{k_B T}\right) \end{aligned} \quad (9)$$

with N_C resp. N_V the effective density of states in the conduction resp. valence band (see ??) and $\Delta E_D = E_C - E_D$ resp. $\Delta E_A = E_A - E_V$ the ionization energies of donors and acceptors relative to the conduction (E_C) and valence band (E_V). This representation is often preferred in TCAD simulation tools, which commonly operate on charge carrier concentrations.

For completeness we want to highlight that using the neutrality equation⁷⁹

$$N_D^+(E_F) + p(E_F) = N_A^-(E_F) + n(E_F) \quad (10)$$

it is possible to even get rid of the carrier concentration. If we assume a highly donor doped material ($p(E_F)$ can be neglected) and no compensation ($N_A^-(E_F) = 0$) Eq. (10) results, by inserting Eq. (9) for N_D^+ , in a quadratic equation for n which can be solved to^{151,174,178,241,319–321}

$$N_D^+ = N_D \frac{-1 + \sqrt{1 + 4 g_D \frac{N_D}{N_C} \exp\left(\frac{\Delta E_D}{k_B T}\right)}}{2 g_D \frac{N_D}{N_C} \exp\left(\frac{\Delta E_D}{k_B T}\right)}.$$

We have to highlight that the solution of the quadratic expression for n by Scaburri⁷⁹ is incorrect, which makes it impossible to retrace the presented, correct, equation for N_D^+ . Accordingly an expression for N_A^- can be achieved.

The ionization energies also depend on the doping concentration. This can be explained by the changing potential energy of the charge carriers when they are closer to the ionized atoms, effectively shielding them³²². To model the decrease in the ionization energy the Pearson-Bardeen³²² expression

$$\Delta E(N) = \Delta E_0 - \alpha N^{1/3} \quad (11)$$

is used.

The literature is inconsistent on what dopants should be included into the overall doping concentration N in Eq. (11). Some authors include both donors and acceptors $N_A + N_D$ ^{63,185}, others only the respective donor concentration (N_A or N_D)^{14,49,317,323–325}, while a third group just uses the ionized ones⁵¹. Kajikawa³²⁶ even argues that the compensating dopants, i.e., donors for the

acceptor levels and vice versa, have the bigger impact and should be used instead of the overall donor and acceptor concentrations. There have also been proposals to include the compensating dopants into the factor α ^{79,327}. Finally, a completely different approach focuses on the degree of compensation depicted by a screening of free charge carriers^{79,328}, which introduces an additional temperature dependency.

An alternative approach to the Pearson-Bardeen expression in Eq. (11) is given by Altermatt, Schenk, and Heiser³²⁹, Altermatt *et al.*³³⁰, who used the logistic equation

$$\Delta E(N) = \frac{\Delta E_0}{1 + (N/N_E)^c} \quad (12)$$

to model the decrease in ionization energy. It is based around the idea of charge carrier hopping between the non-ionized dopants^{83,91,132,290,326,331,332}, also referred to as nearest-neighbor-hopping (NNH) conduction and variable-range-hopping (VRH) conduction. Darmody and Goldsman¹³² argue that with Eq. (11) it is possible to shift the dopant level into the conduction/valence band and thus ionizing all dopants immediately, which is not possible with Eq. (12). The described approach has not yet found its way into the major simulation tools.

Dopants have differing ionization energies depending on whether they are located in a hexagonal or a cubic lattice site³³ (see ??). Consequently Eq. (9) has to be adapted to^{63,292}

$$N_D^+ = \frac{\frac{1}{2}N_D}{1 + g_D \frac{p}{N_C} \left(\frac{\Delta E_{Dh}}{k_B T} \right)} + \frac{\frac{1}{2}N_D}{1 + g_D \frac{p}{N_C} \left(\frac{\Delta E_{Dk}}{k_B T} \right)}$$

$$N_A^- = \frac{\frac{1}{2}N_A}{1 + g_A \frac{p}{N_V} \left(\frac{\Delta E_{Ah}}{k_B T} \right)} + \frac{\frac{1}{2}N_A}{1 + g_A \frac{p}{N_V} \left(\frac{\Delta E_{Ak}}{k_B T} \right)}$$

where the factors 1/2 denote that both lattice sites are equally probable⁹⁸. In TCAD simulations it is often the case that these separate values are merged to an effective energy level, ending up once again in a description as shown in Eq. (9)^{64,152,185,241,288}. The effects of such simplifications have been investigated by Lades⁶⁰, Ayalew *et al.*³³³.

For more accurate approximation of dynamic processes around the dopant, i.e., (de)trapping of charge carriers, the electron and hole cross sections are crucial (see ??). There are multiple description available in literature, which differ in their temperature scaling³³⁴. The multi-phonon capture model is independent of temperature^{335–337} while the cascade capture model is proportional to T^{-2} ^{338–340}. Kaindl *et al.*³⁴¹ argue that the latter delivers a better fit. A scaling with T^{-3} was used by Kuznetsov and Zubrilov³⁴². Note that we discovered large discrepancies between the single tools regarding which models are supported.

B. Results

The most commonly method to determine the ionization energy of dopants in literature is to fit the neutrality equation, i.e., for p-type doping

$$p + N_K = \frac{N_A}{1 + \frac{g_{AP}}{N_V} \exp\left(\frac{\Delta E_A}{k_B T}\right)}.$$

to Hall measurements, e.g., conductivity or charge carrier concentration, for varying temperature^{14,48–50,57,58,293,304,310,316,321,325,326,340,343–370}. The compensation doping density N_K is only required for fitting purposes, such that we solely use N_A as the doping density to present our results. Due to the anisotropy of the Hall effect it is possible to achieve direction dependent ionization energies this way⁵⁷. Other approaches based on Hall measurements include the fitting to the activation ratio³⁷¹ or free carrier concentration spectroscopy (FCCS)^{317,323,372}. Further used electrical measurements are (thermal)^{373,374} admittance spectroscopy (AS)^{56–58,293,325,340,341,351}, electron spin resonance (ESR) measurement³⁷⁵, DLTS^{57,342,376} and minority carrier transient spectroscopy (MCTS)³⁷⁶, which are often combined with Hall measurements for more accurate results. Troffer⁵⁸ notes that DLTS is more sensitive but admittance spectroscopy allows to depict time constants below 1 μ s.

These electrical methods are complemented by optical ones, e.g., (fourier transform infrared) photothermal ionization spectroscopy (PTIS)³⁷⁷, donor-acceptor pair (DAP) luminescence^{33,40,378,379}, free to acceptor (FTA) spectroscopy³³, infrared absorption (IA)³⁴⁷, photoluminescence (PL)^{351,380–383}, time-resolved spectroscopy (TRS)³⁸⁰ or delay measurements (DM)³⁸⁰. In these cases electrons are empowered and the resulting photon emission is recorded. The latter can be cause by transitions among traps or between traps and the conduction/valence band⁵⁷. Note that different methods lead to slightly deviating results, even when applied to the same device³⁴⁷. Also possible are calculations, e.g., Faulkner model (FM) calculations⁴¹, density functional theory (DFT)^{291,384}, effective mass approximation (EMA)³⁸⁵, first principles calculations (FPC)^{133,295,298} or *ab initio* supercell calculations (AISC)³⁸⁶. Finally, some authors define a value range based on measurements in literature^{60,98,151}, calculate an average values³⁸⁷ or fit to existing data^{63,77,132}.

In the sequel we are going to present the ionization energies ΔE_D resp. ΔE_A found in literature with their respective doping concentration. In order to draw the measurements we dropped uncertainties and replaced the sometimes stated exciton energy E_x with 20 meV (see ??). We had to discard results where the samples were solely described as "high purity" or "unintentional dop-

ing^{345,381–383} and Laube *et al.*³¹¹, which was superseded by a publication of the same authors. We mark results for the hexagonal lattice site by a trailing “h” and result for the cubic one by a trailing “c”. The latter is often also denoted by the letter “k”, which, most probably, corresponds to the german word “kubisch” for cubic. In fact, some of the literature is written in german^{57,58}, making it hard to retrace the results for the international community.

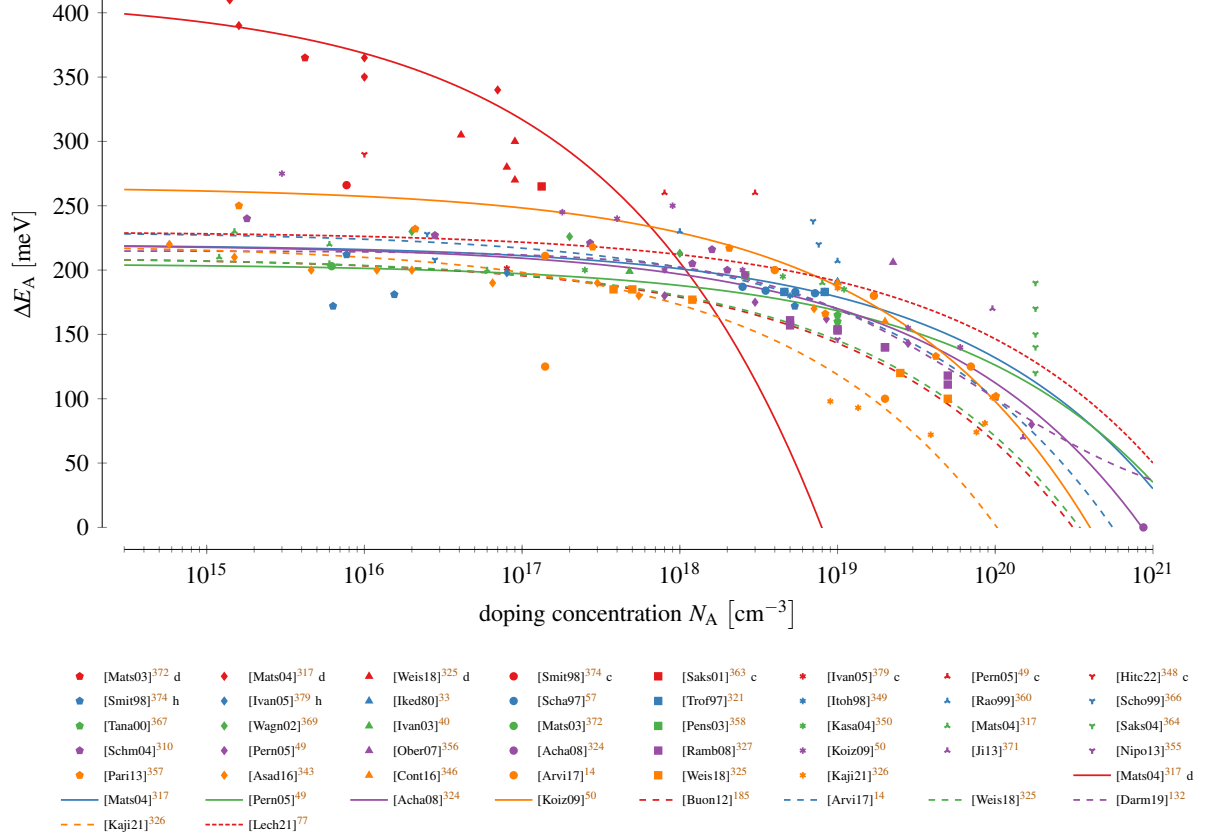


FIG. 10. Aluminum ionization levels. Marks refer to measurements and lines to fittings. The letter ‘d’ after the reference indicates a deep level whose origin is still discussed (see text). Colors are used solely to increase the readability.

For Aluminum (see Fig. 10) many measurements and model fittings have been proposed. The values are equally distributed across the last three decades, meaning that the improvements in material quality did not result in significant changes. The model proposed by Achatz *et al.*³²⁴ uses the critical aluminum concentration for the doping-induced metal-insulator transition to set $\Delta E_A = 0$ and then fit the parameters. This is in contrast to the logistic equation in Eq. (12) used by Darmody and Goldsman¹³², where a much slower decrease of ΔE_A below 100 meV can be observed.

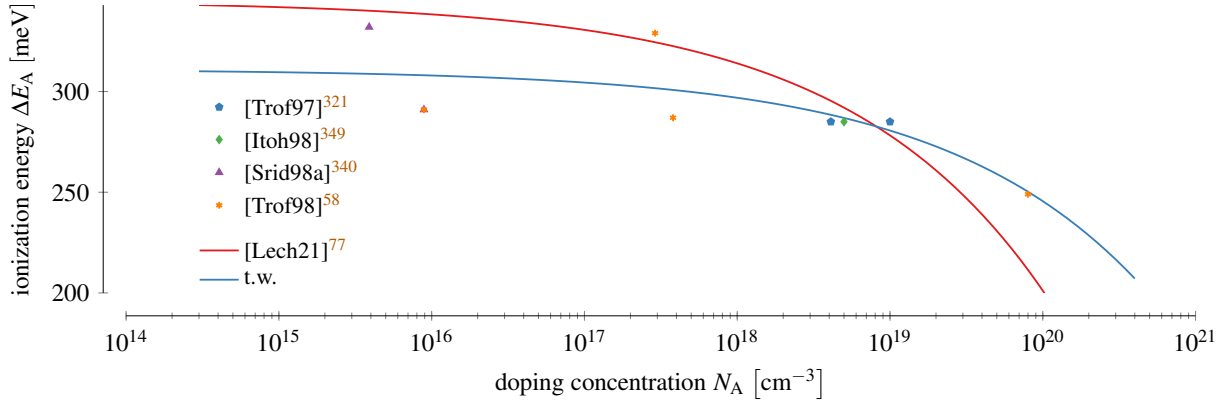


FIG. 11. Boron ionization levels. Marks refer to measurements and lines to fittings. Colors are used solely to increase the readability.

For low-doped and compensated devices a second energy level is required to properly describe the measurements⁴⁹. The origin of this deep level is still discussed in literature. Matsuura *et al.*^{317,372} were not able to provide any explanation, Weiße *et al.*³²⁵ suspect excited states of the aluminum ground state and Pernot, Contreras, and Camassel⁴⁹, Smith, Evwaraye, and Mitchel³⁷⁴ describe them as the cubic lattice site. In fact, Smith, Evwaraye, and Mitchel³⁷⁴ states that for higher concentration only the hexagonal site is measured. Nevertheless, in our plots we show the data as presented by the original authors, with the exceptions of the ones by Saks *et al.*³⁶³, which Pernot, Contreras, and Camassel⁴⁹ pointed out to denote the cubic lattice site.

The available measurements for Boron (see Fig. 11) are very few and date back to the last millennium. We suspect the main cause in the deep D-center^{58,132,133} that comes with a Boron doping. It introduces an energy level in a range of 495–630 meV^{33,58,340,342,376,378}, which results in a very effective recombination center. In some publications and also in some simulation tools the D-center level is used as the actual Boron one^{33,65,88,286,378,383,388,389}. Since only a single fitting according to Eq. (11) is available for Boron we used all the available data to generate an additional one (t.w.).

For the n-type donor Nitrogen (shown in Fig. 12) almost all publications distinguish between cubic and hexagonal site. However, there is also a big spread in the data, especially towards higher doping concentrations. The results suggest that the ionization energy does not decrease (especially for the cubic lattice site) even as the solubility limit ($1 \times 10^{19} \text{ cm}^3$ for annealing at 1700 K up to $3 \times 10^{20} \text{ cm}^3$ for annealing at 2500 K^{55,65,289,379,390}) is approached.

For Nitrogen only fittings according to Eq. (11) are available. Kagamihara *et al.*³²³ provided

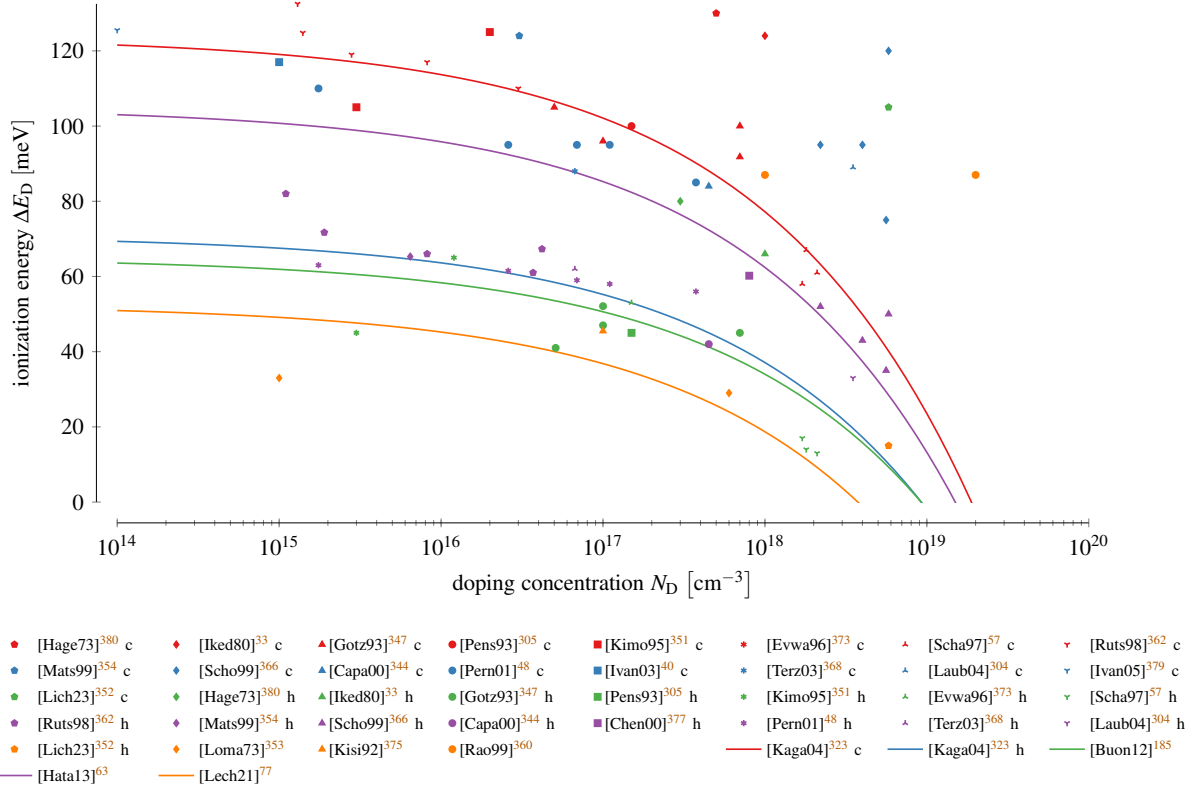


FIG. 12. Nitrogen ionization levels. Marks refer to measurements and lines to fittings. Colors are used solely to increase the readability.

a fitting for both hexagonal and cubic lattice site, which were combined by Hatakeyama, Fukuda, and Okumura⁶³ to an effective ionization energy model. The remaining fittings also represent effective levels but are surprisingly low. In the case of Buono¹⁸⁵ this can be explained by the the selection of ΔE_0 , which was picked as the effective value of 65 meV determined by Bakowski, Gustafsson, and Lindefelt⁶⁴ based on the values from Götz *et al.*³⁴⁷. The latter, as can be seen in the figure, were, however, determined for a doping of $1 \times 10^{17} \text{ cm}^{-3}$ resp. $1 \times 10^{18} \text{ cm}^{-3}$.

Compared to Nitrogen a lot less measurements are available for Phosphorous (see Fig. 13), all roughly two decades old. Again, hexagonal and cubic lattice site are always distinguished, but the results especially for the latter largely deviate. Due to the lack of fittings according to Eq. (11) we used the available data to generate very crude fittings. Even as the solubility limit ($6 \times 10^{18} \text{ cm}^{-3}$ for annealing at 1700 K up to $2 \times 10^{20} \text{ cm}^{-3}$ for annealing at 2500 K^{55,65,289,379,390}) is reached high ionization energies for the cubic lattice site are observable.

The parameters for the Pearson-Bardeen model (see Eq. (11)) fittings, which were shown in Figs. 10 to 13, are summarized in Table IV. We also added our own fitting parameters (t.w.). To

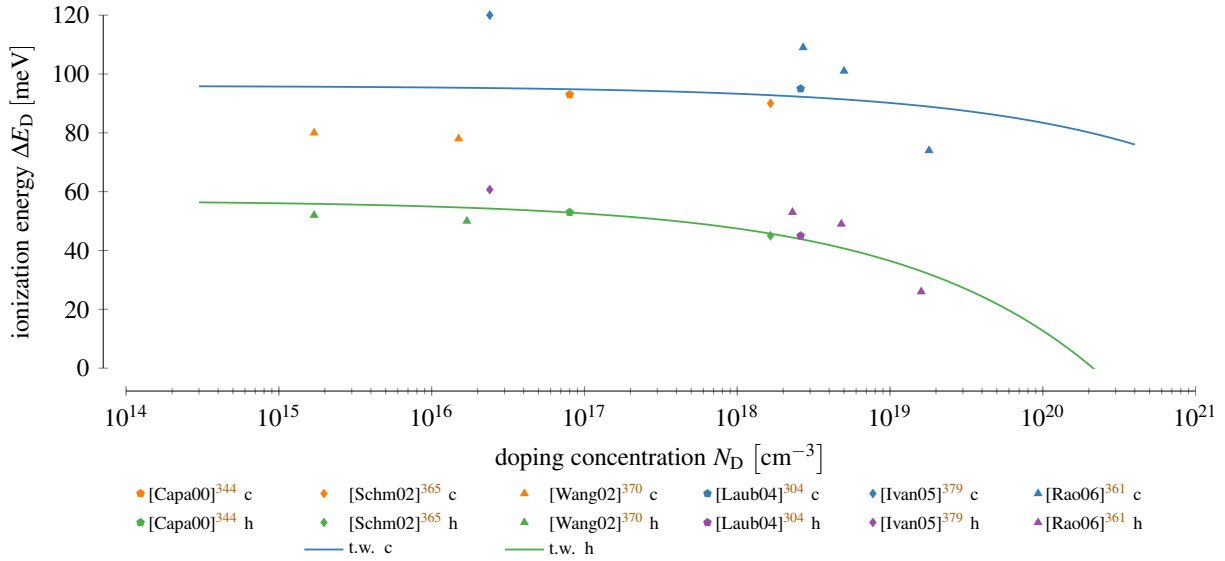


FIG. 13. Phosphorous ionization levels. Marks refer to measurements and lines to fittings. Colors are used solely to increase the readability.

take the described inconsistency for N in Eq. (11) into account column N denotes either the total doping (tot), the n- resp. p-type doping (dop), the compensation (comp) or fitting (fit). For the figures we used uniformly the specific doping concentration N_A resp. N_D (x-axis).

Cross-sections with varying temperature were heavily investigated at the end of the last century (see Table V). The column σ denotes the cross section with the charge carrier in the energetically closer band (conduction or valence) because the interaction with the other band is significantly lower^{58,341}.

Finally we also investigated single energy values used in overviews or in TCAD simulations (see Fig. 14). We do not show fundamental values here as these are always linked to a specific doping concentration. For Aluminum many publications use a value that corresponds to the deeper (cubic site?) energy level. Also for Boron some values refer to the deep D-center. Altogether, a wide range of values is used, especially for Nitrogen, where again hexagonal and cubic sites are almost always distinguished. We want to highlight that for the Boron ionization energy of 293 meV^{81,265,300} no direct connection to any fundamental investigation could be inferred.

In some publications the dopant is not clearly specified. Instead only the acceptor and donor energy level are provided (see Fig. 15). While the acceptor values clearly correspond to Aluminum the n-type values could belong to both Nitrogen and Phosphorous.

			142	[Son06] ³⁸⁶ [c]	
			126	[Kimo19] ⁵⁵ [c] [Kimo14a] ⁵⁴ [c]	
			125.5	[Janz08] ¹²² [c]	
				[Ioff23] ⁸⁸ [c] [Fan14] ³⁸⁹ [c]	
			124	[Izzo08] ⁴¹² [c] [Made91] ⁴⁶⁵ [c]	
			120	[Dona18] ³⁰⁰ [c]	
			110	[Pern00] ³¹⁶ [c]	
			102	[Levi01] ¹³ [c] [Iwat01] ⁸ [c]	
			100	[Hen13] ⁴⁰⁴ [Gerh11] ⁴¹⁰ [c] [Bali06] ⁰⁸ [Gao01] ³⁹⁴	
			92	[Zhu08] ⁷⁰ [c] [Zett02] ¹²⁰ [c]	
			91.8	[Buon12] ¹⁸⁵ [c] [Wang99] ²⁵⁸ [c] [Pers99a] ⁴⁰⁹ [c] [Greu97] ³⁸⁸ [c] [Bako97] ⁶⁴ [c]	
			91	[Bhat05] ¹⁵² [c]	[Kimo19] ⁵⁵ [c]
			90	[Pank14] ²⁸⁹ [c]	[Nipo18] ³⁰¹ [c]
		647	90 ± 5	[Alba10] ¹⁵¹ [c] [Ayal05] ³³³ [c] [Ayal04] ⁹⁸ [c]	120 [Kimo14a] ⁵⁴ [c]
			90 ± 10	[Schr06] ¹⁴³ [c] [Lade00] ⁶⁰ [c]	[Scab11a] ⁷⁹ [c] [Scab11] ³²⁸ [c]
			81	[Bhat05] ¹⁵² [e] [Mick98] ¹⁰¹ [c]	
			80	[Sul108] ⁴⁰⁶	102 [Dona18] ³⁰⁰ [c]
			77	[Lutz18] ²⁸⁸ [Lutz11] ²¹⁶	[Zhu08] ⁷⁰ [c]
			71	[Loph18] ²⁶⁵ [Arva17] ⁸¹	93 [Zett02] ¹²⁰ [c] [Hand00] ²⁹⁷ [c]
			70.9	[Tiwa19a] ⁴⁰¹ [Tiwa19] ⁴⁰²	
			70	[Megh18] ³⁹¹ [Dona18] ³⁰⁰ [h] [Ayal05] ³³³ [h] [Ayal04] ⁹⁸ [c]	90 ± 5 [Alba10] ¹⁵¹ [c]
			66	[Ioff23] ⁸⁸ [h] [Fan14] ³⁸⁹ [h] [Izzo08] ⁴¹² [h] [Made91] ⁴⁶⁵ [h]	80 [Wije11] ⁷¹ [Neud06] ⁶⁹ [Neud01] ⁶⁷
			65	[Rakh20] ⁴⁰⁵ [Joha19] ⁴⁰³ [Usma12] ³⁹⁸ [Buon10] ³⁹⁹ [Wang99] ²⁵⁸ [e] [Bako97] ⁶⁴ [e]	
			62	[Pern00] ³¹⁶ [h]	76 [Son06] ³⁸⁶ [c]
			61.4	[Tian20] ³⁹⁷ [Janz08] ¹²² [h]	60.7 [Scab11a] ⁷⁹ [h] [Scab11] ³²⁸ [h]
			61.4 ± 0.5	[Ivan03a] ⁴¹ [h]	
			61	[Yang19] ⁴¹¹ [Kimo19] ⁵⁵ [h] [Kimo14a] ⁵⁴ [h]	[Kimo19] ⁵⁵ [h] [Nipo18] ³⁰¹ [h] [Kimo14a] ⁵⁴ [h]
			60	[Huan22] ²⁹⁵ [Bhat05] ¹⁵² [h]	
			59	[Levi01] ¹³ [h] [Iwat01] ⁸ [h]	56 [Son06] ³⁸⁶ [h]
			55	[Made91] ⁴⁶⁵ [h]	
			53	[Gerh11] ⁴¹⁰ [h]	55 [Dona18] ³⁰⁰ [h]
			52.1	[Buon12] ¹⁸⁵ [h] [Wang99] ²⁵⁸ [h] [Pers99a] ⁴⁰⁹ [h] [Greu97] ³⁸⁸ [h] [Bako97] ⁶⁴ [h]	54 [Zhu08] ⁷⁰ [h]
			50	[Sozz19] ¹³⁸ [Zhu08] ⁷⁰ [h] [Zett02] ¹²⁰ [h]	
			50 ± 5	[Alba10] ¹⁵¹ [h] [Schr06] ¹⁴³ [h] [Ayal05] ³³³ [h] [Ayal04] ⁹⁸ [h] [Lade00] ⁶⁰ [h]	53 [Zett02] ¹²⁰ [h] [Hand00] ²⁹⁷ [h]
			45	[Wije11] ⁷¹ [Neud06] ⁶⁹ [Neud01] ⁶⁷ [Mick98] ¹⁰¹ [h]	50 ± 5 [Alba10] ¹⁵¹ [h]
			44	[Son06] ³⁸⁶ [h]	
			42	[Zhan10] ³⁹⁵	45 [Nego04a] ⁴¹³
			33	[Pank14] ²⁸⁹ [h] [Loma74] ⁴⁰⁸	
			700	[Gao01] ³⁹⁴	
			650	[Levi01] ¹³	
				[Ioff23] ⁸⁸	
				[Fan14] ³⁸⁹	
				[Greu97] ³⁸⁸	
				[Made91] ⁴⁶⁵	
270	[Pank14] ²⁸⁹ [Hen13] ⁴⁰⁴		628 ± 1+Ex	[Deva97] ³⁷⁸	
	[Tiwa19a] ⁴⁰¹ [Tiwa19] ⁴⁰² [Sozz19] ¹³⁸ [Joha19] ⁴⁰³ [Loph18] ²⁶⁵ [Dona18] ³⁰⁰ [Arva17] ⁸¹		390	[Pank14] ²⁸⁹ [Hen13] ⁴⁰⁴	
265			340	[Torr22] ¹³³ [c]	
230	[Huan22a] ⁴⁰⁰ [Huan22a] ²⁹⁵			[Alba10] ¹⁵¹	
220 ± 20	[Ayal05] ³³³ [Ayal04] ⁹⁸		330 ± 30	[Ayal05] ³³³ [Ayal04] ⁹⁸	
220	[Lu21] ³⁸⁴ [Trew02] ¹⁷³			[Torr22] ¹³³ [h]	
210	[Nipo18] ³⁰¹ [c] [Lutz18] ²⁸⁸ [Usma12] ³⁹⁸ [Lutz11] ²¹⁶ [Buon10] ³⁹⁹		320	[Lutz18] ²⁸⁸ [Lutz11] ²¹⁶ [Saks01] ³⁶³	
210 ± 20	[Alba10] ¹⁵¹ [Schr06] ¹⁴³ [Lade00] ⁶⁰		320 ± 20	[Schr06] ¹⁴³ [Lade00] ⁶⁰	
201.3	[Tian20] ³⁹⁷ [Janz08] ¹²² [c]			[Rakh20] ⁴⁰⁵ [Sul108] ⁴⁰⁶	
201	[Kimo19] ⁵⁵ [c] [Kimo14a] ⁵⁴ [c]		300	[Neud06] ⁶⁹ [Huh06] ⁴⁰⁷ [Neud01] ⁶⁷ [Gao01] ³⁹⁴	
200	[Pank14] ²⁸⁹ [Zhu08] ⁷⁰ [Neud06] ⁶⁹ [Bali06] ⁰⁸ [Zett02] ¹²⁰ [Mart02] ³⁸⁷ [Neud01] ⁶⁷ [Habe94] ³⁹⁶ [Pens93] ³⁰⁵			[Loph18] ²⁶⁵	
198	[Kimo19] ⁵⁵ [h] [Nipo18] ³⁰¹ [h] [Kimo14a] ⁵⁴ [h]		293	[Dona18] ³⁰⁰ [Arva17] ⁸¹	
197.9	[Janz08] ¹²² [h]			[Wije11] ⁷¹ [Zhu08] ⁷⁰ [Nego03] ³⁹³ [Zett02] ¹²⁰	
191	[Ioff23] ⁸⁸ [Fan14] ³⁸⁹ [Zhan10] ³⁹⁵ [Bhat05] ¹⁵² [Zha03] ¹⁶⁰ [Wang99] ²⁵⁸ [Pers98] ³¹⁴ [Greu97] ³⁸⁸ [Bako97] ⁶⁴ [Made91] ⁴⁶⁵		285		
190	[Yosh18] ⁸³ [Megh18] ³⁹¹ [Wije11] ⁷¹ [Nego04] ³⁹² [Nego03] ³⁹³ [Levi01] ¹³ [Gao01] ³⁹⁴		280	[Kimo14a] ⁵⁴	
150 ± 5+Ex	[Hage73] ³⁸⁰				
A1		B		N	P

FIG. 14. Energy levels used in literature for each investigated dopant shown at the bottom. [c] marks cubic, [h] hexagonal and [e] effective values, i.e., a combination of hexagonal and cubic. Nodes with green background indicate a fundamental publication.

TABLE IV. Parameters for the Pearson-Bardeen model (see Eq. (11)). Column N denotes how the factor N is interpreted: either as active dopants (dop), all dopants (tot), just the compensating ones (comp) or simply used in a fitting (fit). The site denotes besides hexagonal and cubic also a combined effective energy level (eff) and the deep level for Aluminium (deep). If left blank no information were stated in the paper.

ref.	N	site	ΔE [meV]	α [meV cm]
Nitrogen				
[Kaga04] ³²³	dop	hex	70.9	3.38×10^{-5}
		cubic	123.7	4.65×10^{-5}
[Buon12] ¹⁸⁵	tot	eff	65	3.1×10^{-5}
[Hata13] ⁶³	tot	eff	105	4.26×10^{-5}
[Lech21] ⁷⁷	tot		52.5	3.38×10^{-5}
Phosphorous				
t.w.	fit	hex	57	9.54×10^{-6}
		cubic	96	2.71×10^{-6}
Aluminum				
[Mats04] ³¹⁷	dop		220	1.9×10^{-5}
[Pern05] ⁴⁹	dop		205	1.7×10^{-5}
[Acha08] ³²⁴	dop		220	2.32×10^{-5}
[Koiz09] ⁵⁰	dop		265	3.6×10^{-5}
[Buon12] ¹⁸⁵	tot	eff	210	3.1×10^{-5}
[Arvi17] ¹⁴	dop		230 ± 10	$(2.8 \pm 0.3) \times 10^{-5}$
[Weis18] ³²⁵	dop		210	3×10^{-5}
[Kaji21] ³²⁶	comp		220	4.7×10^{-5}
[Lech21] ⁷⁷	tot		230	1.8×10^{-5}
Boron				
[Lech21] ⁷⁷	tot		345	3.1×10^{-5}
t.w.	fit		311	1.41×10^{-5}

TABLE V. Dopants and their respective cross sections with the charge carriers in the energetically closer band (conduction or valence). Different temperature dependencies are indicated in the column T^α . We found no data for Nitrogen.

ref.	site	T^α	ΔE [meV]	σ [cm ²]
Nitrogen				
[Kain99] ³⁴¹	cubic	T^0	77	7.92×10^{-15}
		T^{-2}	90	3.57×10^{-10}
Aluminum				
[Kuzn95] ³⁴²		T^{-3}	229	8×10^{-13}
[Scha97] ⁵⁷		T^0	164–179	$2.2\text{--}7.6 \times 10^{-13}$
		T^{-2}	189–202	$1.7\text{--}5.6 \times 10^{-12}$
[Kain99] ³⁴¹		T^0	189	2.58×10^{-13}
		T^{-2}	208	2.57×10^{-8}
[Resh05] ⁵⁶		T^0	185	1×10^{-14}
		T^{-2}	210	1×10^{-13}
Boron				
[Srid98a] ³⁴⁰		T^0	259–262	-
		T^{-2}	284–295	-
[Trof98] ⁵⁸		T^0	292	6×10^{-15}
		T^{-2}	314	5×10^{-14}
[Kain99] ³⁴¹		T^0	312	2.1×10^{-14}
		T^{-2}	375	9.69×10^{-9}
[Zhan03] ³⁷⁶		T^0	230–280	$2\text{--}3 \times 10^{-13}$

C. Discussion

In contrast to other properties that have been investigated within this review, there exist a lot of fundamental studies and measurements for incomplete ionization. Nevertheless, the results acquired over the last decades deviate sometimes significantly, making it impossible to distill them to common values. This is, by the way, not caused by less mature samples in the past. Even by limiting our analysis to the last two decades we did reveal a large spread in measurement results.

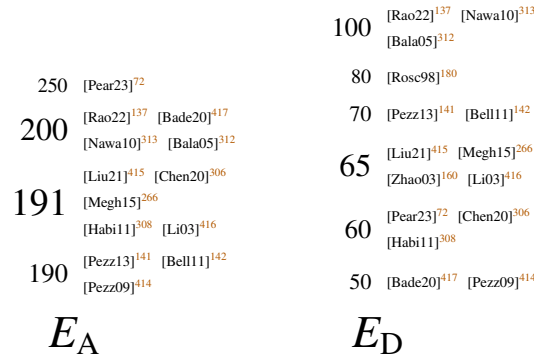


FIG. 15. Energy levels used in literature for acceptors and donors without closer specification of dopant element.

The situation is worsened by the fact that values for hexagonal and cubic lattice sites are often used without appropriate notation. In this fashion significant errors can be introduced, especially for Boron where the deep levels is approximately twice the shallow one.

Overall, almost all publications utilize values determined from 4H-SiC measurements. Only seldomly 6H data were used^{405,407}, whereat the values match those from 4H publications^{81,265,300}. However, since the latter did not provide a reference for the picked values it is impossible to retrace where and how these values have been determined. Nevertheless we tried to create causality chains for n-type (see Fig. 16) p-type (see Fig. 17) values, whereat quite some values hat to be inferred due to missing information.

For n-type doping the values published by Ikeda, Matsunami, and Tanaka³³ are widely used up until this day. Similarly, for p-type doping Götz *et al.*³⁴⁷ provided for some time the values. However, recently the values by Ivanov, Magnusson, and Janzén⁴¹, Ivanov, Henry, and Janzén³⁷⁹ are dominantly cited.

The most research has been clearly directed towards Aluminum. Overall, future research should be denoted to (i) gather additional data for Phosphorous and Boron and (ii) condense the already achieved values. For this purpose we added our own fittings based on the gathered data for cubic and hexagonal lattice site as well as for all values together (effective value).

n-type (Don | N | P)

Hagen, Van Kemenade, and Van Der Does De Bye

[Hage73]³⁸⁰ (- | -, 80, 130 | -, -, -)
 [Pank14]²⁸⁹ (- | -, 33, 90 | -, -, -)

Lomakina and Vodakov

[Loma73]³⁵³ (- | 29, -, - | -, -, -)
 [Loma74]⁴⁰⁸ (- | 33, -, - | -, -, -)
 [Pank14]²⁸⁹ (- | -, 33, 90 | -, -, -)

Suzuki, Matsunami, and Tanaka

[Suzu77]³⁸³ (- | 55+7, -, - | -, -, -)
 [Made91]⁶⁵ (- | -, 66, 124 | -, -, -)

Ikeda, Matsunami, and Tanaka

[Ikeda80]³³ (- | -, 66, 124 | -, -, -)
 [Made91]⁶⁵ (- | -, 66, 124 | -, -, -)
 [Izzo08]⁴¹² (- | -, 66, 124 | -, -, -)
 [Fan14]³⁸⁹ (- | -, 66, 124 | -, -, -)
 [Dona18]³⁰⁰ (- | -, 70, 120 | -, 55, 102)
 [Ioff23]³⁵⁸ (- | -, 66, 124 | -, -, -)

Götz *et al.*

[Gotz93]³⁴⁷ (- | -, 52.1, 100 | -, -, -)
 [Pens93]³⁰⁵ (- | -, 45, 100 | -, -, -)
 [Gao01]³⁹⁴ (- | 100, -, - | -, -, -)
 [Hen13]⁴⁰⁴ (- | 100, -, - | -, -, -)
 [Bako97]⁶⁴ (- | 65, 52.1, 91.8 | -, -, -)
 [Wang99]²⁵⁸ (- | 65, 52.1, 91.8 | -, -, -)
 [Zhao03]¹⁶⁰ (65 | -, -, - | -, -, -)
 [Buon10]³⁹⁹ (- | 65, -, - | -, -, -)
 [Usma12]³⁹⁸ (- | 65, -, - | -, -, -)
 [Greu97]³⁸⁸ (- | -, 52.1, 91.8 | -, -, -)
 [Lebe99]²⁸⁷ (- | -, 52, 92 | -, -, -)
 [Arva17]⁸¹ (- | 71, -, - | -, -, -)
 [Pers99a]⁴⁰⁹ (- | -, 52.1, 91.8 | -, -, -)
 [Zett02]¹²⁰ (- | -, 50, 92 | -, 53, 93)
 [Feng04a]¹⁸⁸ (- | -, 52, 92 | -, -, -)
 [Pers05]⁷² (- | -, 52, 92 | -, -, -)
 [Zhu08]⁷⁰ (- | -, 50, 92 | -, 54, 93)

Harris and Inspec

[Harr95]¹² (-, -, - | -, -, - | -, -, -)
 [Bali06]¹⁰⁸ (- | 100, -, - | -, -, -)

Kimoto *et al.*

[Kimo95]³⁵¹ (- | -, 45, 105 | -, -, -)
 [Sozz19]¹³⁸ (- | 50, -, - | -, -, -)

Evwaraye, Smith, and Mitchel

[Ewva96]³⁷³ (- | -, 53, 100 | -, -, -)
 [Gerh11]⁴¹⁰ (- | -, 53, 100 | -, -, -)

Choyke and Pensl

[Choy97d]³⁴⁵ (- | -, 59, 102 | -, -, -)
 [Iwat01]⁸ (- | -, 59, 102 | -, -, -)
 [Levi01]¹³ (- | -, 59, 102 | -, -, -)
 [Dona18]³⁰⁰ (- | -, 70, 120 | -, 55, 102)

Pensl

[Pens98]⁴¹⁸ (- | -, -, - | -, -, -)
 [Neud01]⁶⁷ (- | 45, -, - | 80, -, -)
 [Neud06]⁶⁹ (- | 45, -, - | 80, -, -)

Capano *et al.*

[Capa00]³⁴⁴ (- | -, 42, 84 | -, 53, 93)
 [Hand00]²⁹⁷ (- | -, -, - | -, 53, 93)
 [Zett02]¹²⁰ (- | -, 50, 92 | -, 53, 93)
 [Zhu08]⁷⁰ (- | -, 50, 92 | -, 54, 93)
 [Dhan10]¹¹⁷ (- | -, -, - | -, 53, 93)
 [Zhan10]³⁹⁵ (- | 42, -, - | -, -, -)

Lades

[Lade00]⁶⁰ (- | -, 50±5, 90±10 | -, -, -)
 [Schr06]¹⁴³ (- | -, 50±5, 90±10 | -, -, -)

Adachi

[Adac03]⁴¹⁹ (- | -, -, - | -, -, -)
 [Bhat05]¹⁵² (- | 81, 60, 91 | -, -, -)

Ivanov, Magnusson, and Janzén

[Ivan03a]⁴¹ (- | -, 61.4±0.5, - | -, -, -)
 [Janz08]¹²² (- | -, 61.4, 125.5 | -, -, -)
 [Yang19]⁴¹¹ (- | 61, -, - | -, -, -)
 [Tian20]³⁹⁷ (- | 61.4, -, - | -, -, -)

Kagamihara *et al.*

[Kaga04]³²³ (- | -, 70.9, 123.7 | -, -, -)
 [Tiwa19]⁴⁰² (- | 70.9, -, - | -, -, -)
 [Tiwa19a]⁴⁰¹ (- | 70.9, -, - | -, -, -)

Ivanov, Henry, and Janzén

[Ivan05]³⁷⁹ (- | -, -, 125.5 | -, 60.7, 120+20)
 [Janz08]¹²² (- | -, 61.4, 125.5 | -, -, -)
 [Scab11]³²⁸ (- | -, -, - | -, 60.7, 120)
 [Scab11a]⁷⁹ (- | -, -, - | -, 60.7, 120)
 [Kimo14a]³⁴ (- | -, 61, 126 | -, 60, 120)
 [Kimo19]⁵⁵ (- | -, 61, 126 | -, 60, 120)
 [Kimo15]¹⁵⁹ (- | -, 61, 126 | -, 60, 120)
 [Nipo18]³⁰¹ (- | -, -, - | -, 60, 120)

Sullivan and Stanley

[Sull08]⁴⁰⁶ (- | 80, -, - | -, -, -)
 [Rakh20]⁴⁰⁵ (- | 65, -, - | -, -, -)

Tamaki *et al.*

[Tama08a]⁴²⁰ (66 | -, -, - | -, -, -)
 [Meno11]⁴²¹ (- | -, -, - | -, -, -)

Habib, Wright, and Horsfall

[Habi11]³⁰⁸ (60 | -, -, - | -, -, -)
 [Chen20]³⁰⁶ (60 | -, -, - | -, -, -)

Buono

[Buon12]¹⁸⁵ (- | 65, 52.1, 91.8 | -, -, -)
 [Joha19]³⁰³ (- | 65, -, - | -, -, -)

Hatakeyama, Fukuda, and Okumura

[Hata13]⁴⁵³ (- | 105, -, - | -, -, -)
 [Uhne15]³⁰⁷ (- | 105, -, - | -, -, -)
 [Maxi23]⁴²² (- | 105, -, - | -, -, -)

FIG. 16. Reference chain for n-type doping. Entries with green background show fundamental investigations, orange references we inferred based on the used data and blue investigation based not on 4H.

p-type (Acc | Al | B)

Hagen, Van Kemenade, and Van Der Does De Bye

[Hage73]³⁸⁰ (- | 150 ± 5 + Ex, -, - | -, -, -)
 [Pank14]²⁸⁹ (- | 270, -, - | 390, -, -)

Ikeda, Matsunami, and Tanaka

[Iked80]³³ (- | 191, -, - | 647, -, -)
 [Made91]⁶⁵ (- | 191, -, - | 647, -, -)
 [Bako97]⁶⁴ (- | 191, -, - | -, -, -)
 [Wang99]²⁵⁸ (- | 191, -, - | -, -, -)
 [Zhao03]¹⁶⁰ (- | 191, -, - | -, -, -)
 [Greu97]³⁸⁸ (- | 191, -, - | 647, -, -)
 [Pers98]³¹⁴ (- | 191, -, - | -, -, -)
 [Blue00]²⁸³ (-, -, - | -, -, - | -, -, -)
 [Mart02]³⁸⁷ (- | 200, -, - | -, -, -)
 [Levi01]¹³ (- | 190, -, - | 650, -, -)
 [Li03]⁴¹⁶ (191 | -, -, - | -, -, -)
 [Nego03]³⁹³ (- | 190, -, - | 285, -, -)
 [Nego04]³⁹² (- | 190, -, - | -, -, -)
 [Zhan10]³⁹⁵ (- | 191, -, - | -, -, -)
 [Hab11]³⁰⁸ (191 | -, -, - | -, -, -)
 [Chen20]³⁰⁶ (191 | -, -, - | -, -, -)
 [Wije11]⁷¹ (- | 190, -, - | 285, -, -)
 [Fan14]³⁸⁹ (- | 191, -, - | 647, -, -)
 [Megh15]²⁶⁶ (191 | -, -, - | -, -, -)
 [Megh18]³⁹¹ (- | 190, -, - | -, -, -)
 [Yosh18]⁸³ (- | 190, -, - | -, -, -)
 [Liu21]⁴¹⁵ (191 | -, -, - | -, -, -)
 [Ioff23]³⁸⁸ (- | 191, -, - | 647, -, -)

Pensl and Choyke

[Pens93]³⁰⁵ (- | 200, -, - | -, -, -)
 [Habe94]³⁹⁶ (- | 200, -, - | -, -, -)
 [Zett02]¹²⁰ (- | 200, -, - | 285, -, -)
 [Zhu08]⁷⁰ (- | 200, -, - | 285, -, -)

Harris and Inspec

[Harr95]¹² (-, -, - | -, -, - | -, -, -)
 [Bali06]¹⁰⁸ (- | 200, -, - | -, -, -)

Kuznetsov and Zubrilov

[Kuzn95]³⁴² (- | -, -, - | -, -, -)
 [Blue00]²⁸³ (-, -, - | -, -, - | -, -, -)
 [Mart02]³⁸⁷ (- | 200, -, - | -, -, -)

Troffer *et al.*

[Trof97]³²¹ (- | 183, -, - | 285, -, -)
 [Blue00]²⁸³ (-, -, - | -, -, - | -, -, -)
 [Mart02]³⁸⁷ (- | 200, -, - | -, -, -)
 [Zett02]¹²⁰ (- | 200, -, - | 285, -, -)
 [Zhu08]⁷⁰ (- | 200, -, - | 285, -, -)
 [Pezz09]⁴¹⁴ (190 | -, -, - | -, -, -)
 [Wije11]⁷¹ (- | 190, -, - | 285, -, -)
 [Pezz13]¹⁴¹ (190 | -, -, - | -, -, -)

Itoh, Troffer, and Pensl

[Itoh98]³⁴⁹ (- | 180, -, - | 285, -, -)
 [Blue00]²⁸³ (-, -, - | -, -, - | -, -, -)
 [Mart02]³⁸⁷ (- | 200, -, - | -, -, -)
 [Nego03]³⁹³ (- | 190, -, - | 285, -, -)

Pensl

[Pens98]⁴¹⁸ (- | -, -, - | -, -, -)
 [Neud01]⁶⁷ (- | 200, -, - | 300, -, -)
 [Neud06]⁶⁹ (- | 200, -, - | 300, -, -)

Smith, Ewvaraye, and Mitchel

[Smit98]³⁷⁴ (- | -, 212, 266 | -, -, -)
 [Smit99]⁴²³ (- | -, 212, 266 | -, -, -)

Sridhara *et al.*

[Srid98a]³⁴⁰ (- | -, -, - | 291+10, -, -)
 [Gali99]⁴²⁴ (- | -, -, - | -, -, -)
 [Gerh11]⁴¹⁰ (- | -, -, - | -, -, -)

Lebedev

[Lebe99]²⁸⁷ (-, -, - | -, -, - | -, -, -)
 [Lu21]³⁸⁴ (- | 220, -, - | -, -, -)

Rao *et al.*

[Rao99]³⁶⁰ (- | 230, -, - | -, -, -)
 [Blue00]²⁸³ (-, -, - | -, -, - | -, -, -)
 [Mart02]³⁸⁷ (- | 200, -, - | -, -, -)

Schöner *et al.*

[Scho99]³⁶⁶ (- | 228, -, - | -, -, -)
 [Mart02]³⁸⁷ (- | 200, -, - | -, -, -)

Lades

[Lade00]⁶⁰ (- | 210 ± 20, -, - | 320 ± 20, -, -)
 [Schr06]¹⁴³ (- | 210 ± 20, -, - | 320 ± 20, -, -)
 [Buon10]³⁹⁹ (- | 210, -, - | -, -, -)
 [Lutz11]²¹⁶ (- | 210, -, - | 320, -, -)
 [Usma12]³⁹⁸ (- | 210, -, - | -, -, -)
 [Lutz18]²⁸⁸ (- | 210, -, - | 320, -, -)

Tanaka *et al.*

[Tana00]³⁶⁷ (- | 160, -, - | -, -, -)
 [Bhat05]¹⁵² (- | 191, -, - | -, -, -)

Ayalew

[Ayal04]⁹⁸ (- | 220 ± 20, -, - | 330 ± 30, -, -)
 [Ayal05]³³³ (- | 220 ± 20, -, - | 330 ± 30, -, -)

Ivanov, Henry, and Janzén

[Ivan05]³⁷⁹ (- | -, 197.9, 201.3 | -, -, -)
 [Janz08]¹²² (- | -, 197.9, 201.3 | -, -, -)
 [Kimo14a]⁵⁴ (- | -, 198, 201 | 280, -, -)
 [Kimo19]⁵⁵ (- | -, 198, 201 | -, -, -)
 [Kimo15]⁵⁹ (- | -, 198, 201 | 280, -, -)
 [Nipo18]³⁰¹ (- | -, 198, 210 | -, -, -)
 [Tian20]³⁹⁷ (- | 201.3, -, - | -, -, -)

Pensl *et al.*

[Pens05]¹²² (-, -, - | -, -, - | -, -, -)
 [Sull08]⁴⁰⁶ (- | -, -, - | 300, -, -)
 [Rakh20]⁴⁰⁵ (- | -, -, - | 300, -, -)

Pernot, Contreras, and Camassel

[Pern05]⁴⁹ (- | 180+3, -, 260+15 | -, -, -)
 [Uhe15]³⁰⁷ (- | 205, -, - | -, -, -)
 [Maxi23]¹²² (- | 205, -, - | -, -, -)

Tamaki *et al.*

[Tama08a]⁴²⁰ (191 | -, -, - | -, -, -)
 [Men011]⁴²¹ (- | -, -, - | -, -, -)

Koizumi, Suda, and Kimoto

[Koiz09]⁵⁰ (- | 275, -, - | -, -, -)
 [Arva17]⁸¹ (- | 265, -, - | 293, -, -)
 [Dona18]³⁰⁰ (- | 265, -, - | 293, -, -)
 [Loph18]³⁶⁵ (- | 265, -, - | 293, -, -)
 [Tiwa19]⁴⁰² (- | 265, -, - | -, -, -)
 [Tiwa19a]⁴⁰¹ (- | 265, -, - | -, -, -)
 [Joha19]⁴⁰³ (- | 265, -, - | -, -, -)
 [Sozz19]¹³⁸ (- | 265, -, - | -, -, -)

Arvinte

[Arvi17]¹⁴ (- | 211, -, - | -, -, -)
 [Bade20]⁴¹⁷ (200 | -, -, - | -, -, -)

Huang *et al.*

[Huan22a]²⁹⁵ (- | 230, -, - | -, -, -)
 [Huan22b]⁴⁰⁰ (- | 230, -, - | -, -, -)

FIG. 17. Reference chain for p-type doping. Entries with green background show fundamental investigations, orange references we inferred based on the used data and blue investigation based not on 4H.

REFERENCES

- ¹V. Komarov, S. Wang, and J. Tang, in *Encyclopedia of RF and Microwave Engineering*, edited by K. Chang (Wiley, 2005) 1st ed.
- ²S. Adachi, *Properties of Group-IV, III-V and II-VI Semiconductors* (John Wiley, Chichester, England, 2005).
- ³J. Olivares, M. DeMiguel-Ramos, E. Iborra, M. Clement, T. Mirea, M. Moreira, and I. Katardjiev, in *2013 Joint European Frequency and Time Forum & International Frequency Control Symposium (EFTF/IFTC)* (IEEE, Prague, Czech Republic, 2013) pp. 118–121.
- ⁴W. Ching, Y.-N. Xu, P. Rulis, and L. Ouyang, *Materials Science and Engineering: A* **422**, 147 (2006).
- ⁵L. Patrick and W. J. Choyke, *Physical Review B* **2**, 2255 (1970).
- ⁶R. H. Lyddane, R. G. Sachs, and E. Teller, *Physical Review* **59**, 673 (1941).
- ⁷R. Ahuja, A. Ferreira Da Silva, C. Persson, J. M. Osorio-Guillén, I. Pepe, K. Järrendahl, O. P. A. Lindquist, N. V. Edwards, Q. Wahab, and B. Johansson, *Journal of Applied Physics* **91**, 2099 (2002).
- ⁸H. Iwata and K. M. Itoh, *Journal of Applied Physics* **89**, 6228 (2001).
- ⁹M. Hjelm, H.-E. Nilsson, A. Martinez, K. F. Brennan, and E. Bellotti, *Journal of Applied Physics* **93**, 1099 (2003).
- ¹⁰R. Mickevičius and J. H. Zhao, *Materials Science Forum* **264–268**, 291 (1998).
- ¹¹C. Persson and U. Lindefelt, *Journal of Applied Physics* **82**, 5496 (1997).
- ¹²G. L. Harris and Inspec, eds., *Properties of Silicon Carbide*, EMIS Datareviews Series No. 13 (INSPEC, the Inst. of Electrical Engineers, London, 1995).
- ¹³M. E. Levinshteĭn, S. L. Rumyantsev, and M. Shur, eds., *Properties of Advanced Semiconductor Materials: GaN, AlN, InN, BN, SiC, SiGe* (Wiley, New York, 2001).
- ¹⁴I.-R. Arvinte, *Investigation of Dopant Incorporation in Silicon Carbide Epilayers Grown by Chemical Vapor Deposition*, Ph.D. thesis, Universite Cote d’Azur (2017).
- ¹⁵H. Harima, S.-i. Nakashima, and T. Uemura, *Journal of Applied Physics* **78**, 1996 (1995).
- ¹⁶H. Harima, T. Hosoda, and S. Nakashima, *Materials Science Forum* **264–268**, 449 (1998).
- ¹⁷D. W. Feldman, J. H. Parker, W. J. Choyke, and L. Patrick, *Physical Review* **173**, 787 (1968).
- ¹⁸K. Karch, F. Bechstedt, P. Pavone, and D. Strauch, *Physical Review B* **53**, 13400 (1996).
- ¹⁹G. Wellenhofer, K. Karch, P. Pavone, U. Rössler, and D. Strauch,

- [Physical Review B **53**, 6071 \(1996\).](#)
- ²⁰B. Adolph, K. Tenelsen, V. I. Gavrilenko, and F. Bechstedt, [Physical Review B **55**, 1422 \(1997\).](#)
- ²¹X. Peng-Shou, X. Chang-Kun, P. Hai-Bin, and X. Fa-Qiang, [Chinese Physics **13**, 2126 \(2004\).](#)
- ²²G. Pensl, F. Ciobanu, T. Frank, M. Krieger, S. Reshanov, F. Schmid, and M. Weidner, [International Journal of High Speed Electronics and Systems **15**, 705 \(2005\).](#)
- ²³J. Coutinho, V. J. B. Torres, K. Demmouche, and S. Öberg, [Physical Review B **96**, 174105 \(2017\).](#)
- ²⁴I. G. Ivanov, A. Stelmach, M. Kleverman, and E. Janzén, [Physical Review B **73**, 045205 \(2006\).](#)
- ²⁵J. G. Hartnett, D. Mouneyrac, J. Krupka, J.-M. Le Floch, M. E. Tobar, and D. Cros, [Journal of Applied Physics **109**, 064107 \(2011\).](#)
- ²⁶C. R. Jones, J. Dutta, G. Yu, and Y. Gao, [Journal of Infrared, Millimeter, and Terahertz Waves **32**, 838 \(2011\).](#)
- ²⁷L. Li, S. Reyes, M. J. Asadi, X. Wang, G. Fabi, E. Ozdemir, W. Wu, P. Fay, and J. C. M. Hwang, in [2023 100th ARFTG Microwave Measurement Conference \(ARFTG\)](#) (IEEE, Las Vegas, NV, USA, 2023) pp. 1–4.
- ²⁸M. Naftaly, J. F. Molloy, B. Magnusson, Y. M. Andreev, and G. V. Lanskii, [Optics Express **24**, 2590 \(2016\).](#)
- ²⁹A. T. Tarekegne, B. Zhou, K. Kaltenecker, K. Iwaszczuk, S. Clark, and P. U. Jepsen, [Optics Express **27**, 3618 \(2019\).](#)
- ³⁰M.-m. Gao, L.-y. Fan, X.-y. Gong, J.-l. You, and Z.-z. Chen, [Journal of Applied Physics **132**, 135702 \(2022\).](#)
- ³¹S. Ninomiya and S. Adachi, [Japanese Journal of Applied Physics **33**, 2479 \(1994\).](#)
- ³²L. Cheng, J.-Y. Yang, and W. Zheng, [ACS Applied Electronic Materials **4**, 4140 \(2022\).](#)
- ³³M. Ikeda, H. Matsunami, and T. Tanaka, [Physical Review B **22**, 2842 \(1980\).](#)
- ³⁴Q. Yang, Q. Liu, W. Xu, D. Zhou, F. Ren, R. Zhang, Y. Zheng, and H. Lu, [Solid-State Electronics **187**, 108196 \(2022\).](#)
- ³⁵J. M. Dutta, G. Yu, and C. R. Jones, in [2006 Joint 31st International Conference on Infrared Millimeter Waves](#) (IEEE, Shanghai, China, 2006) pp. 411–411.
- ³⁶S. Chen, M. Afsar, and D. Sakdatorn, [IEEE Transactions on Instrumentation and Measurement **57**, 706 \(2008\).](#)
- ³⁷L. Li, S. Reyes, M. J. Asadi, P. Fay, and J. C. M. Hwang, [Applied Physics Letters **123**, 012105 \(2023\).](#)

- ³⁸T. Li, L. Li, X. Wang, J. C. M. Hwang, S. Yanagimoto, and Y. Yanagimoto, *IEEE Journal of Microwaves*, 1 (2024).
- ³⁹Y. Yanagimoto, S. Yanagimoto, T. Li, and J. C. M. Hwang, in *2024 103rd ARFTG Microwave Measurement Conference (ARFTG)* (IEEE, Washington, DC, USA, 2024) pp. 1–4.
- ⁴⁰I. G. Ivanov, B. Magnusson, and E. Janzén, *Physical Review B* **67**, 165211 (2003).
- ⁴¹I. G. Ivanov, B. Magnusson, and E. Janzén, *Physical Review B* **67**, 165212 (2003).
- ⁴²A. Agarwal, S.-H. Ryu, and J. Palmour, in *Silicon Carbide*, edited by W. J. Choyke, H. Matsunami, and G. Pensl (Springer Berlin Heidelberg, Berlin, Heidelberg, 2004) pp. 785–811.
- ⁴³D. Hofman, J. Lely, and J. Volger, *Physica* **23**, 236 (1957).
- ⁴⁴A. Schöner, in *Silicon Carbide*, edited by W. J. Choyke, H. Matsunami, and G. Pensl (Springer Berlin Heidelberg, Berlin, Heidelberg, 2004) pp. 229–250.
- ⁴⁵I. Polaert, N. Benamara, J. Tao, T.-H. Vuong, M. Ferrato, and L. Estel, *Chemical Engineering and Processing: Process Intensification* **122**, 339 (2017).
- ⁴⁶J. Chen, Z. H. Levine, and J. W. Wilkins, *Physical Review B* **50**, 11514 (1994).
- ⁴⁷U. Lindefelt, *Journal of Applied Physics* **84**, 2628 (1998).
- ⁴⁸J. Pernot, W. Zawadzki, S. Contreras, J. L. Robert, E. Neyret, and L. Di Cioccio, *Journal of Applied Physics* **90**, 1869 (2001).
- ⁴⁹J. Pernot, S. Contreras, and J. Camassel, *Journal of Applied Physics* **98**, 023706 (2005).
- ⁵⁰A. Koizumi, J. Suda, and T. Kimoto, *Journal of Applied Physics* **106**, 013716 (2009).
- ⁵¹H. Tanaka, S. Asada, T. Kimoto, and J. Suda, *Journal of Applied Physics* **123**, 245704 (2018).
- ⁵²C. Persson and A. Ferreira Da Silva, in *Optoelectronic Devices: III Nitrides* (Elsevier, 2005) pp. 479–559.
- ⁵³P. T. B. Shaffer, *Applied Optics* **10**, 1034 (1971).
- ⁵⁴T. Kimoto and J. A. Cooper, *Fundamentals of Silicon Carbide Technology: Growth, Characterization, Devices*, 1st ed. (Wiley, 2014).
- ⁵⁵T. Kimoto, in *Wide Bandgap Semiconductor Power Devices* (Elsevier, 2019) pp. 21–42.
- ⁵⁶S. Reshanov, *Device-Relevant Defect Centers and Minority Carrier Lifetime in 3C-, 4H- and 6H-SiC*, Ph.D. thesis, Erlangen-Nürnberg, Germany (2005).
- ⁵⁷M. Schadt, *Transporteigenschaften von Elektronen Und Löchern in Siliciumkarbid*, Ph.D. thesis, FriedrichAlexander-Universität (1997).
- ⁵⁸T. Troffer, *Elektrische Und Optische Charakterisierung Bauelementrelevanter Dotierstoffe in*

- Siliciumkarbid*, Ph.D. thesis, FriedrichAlexander-Universität (1998).
- ⁵⁹N. W. Thibault, *American Mineralogist* **29**, 327 (1944), <https://pubs.geoscienceworld.org/msa/ammin/article-pdf/29/9-10/327/4243453/am-1944-327.pdf>.
- ⁶⁰M. Lades, *Modeling and Simulation of Wide Bandgap Semiconductor Devices: 4H/6H-SiC*, Ph.D. thesis, Technische Universität München (2000).
- ⁶¹C. Persson, U. Lindefelt, and B. E. Sernelius, *Journal of Applied Physics* **86**, 4419 (1999).
- ⁶²N. T. Son, C. Persson, U. Lindefelt, W. M. Chen, B. K. Meyer, D. M. Hofmann, and E. Janzén, in *Silicon Carbide*, edited by W. J. Choyke, H. Matsunami, and G. Pensl (Springer Berlin Heidelberg, Berlin, Heidelberg, 2004) pp. 437–460.
- ⁶³T. Hatakeyama, K. Fukuda, and H. Okumura, *IEEE Transactions on Electron Devices* **60**, 613 (2013).
- ⁶⁴M. Bakowski, U. Gustafsson, and U. Lindefelt, *physica status solidi (a)* **162**, 421 (1997).
- ⁶⁵O. Madelung and R. Poerschke, eds., *Semiconductors: Group IV Elements and III-V Compounds*, Data in Science and Technology (Springer Berlin Heidelberg, Berlin, Heidelberg, 1991).
- ⁶⁶B. Wenzien, P. Käckell, F. Bechstedt, and G. Cappellini, *Physical Review B* **52**, 10897 (1995).
- ⁶⁷P. Neudeck, in *Encyclopedia of Materials: Science and Technology* (Elsevier, 2001) pp. 8508–8519.
- ⁶⁸Y. Choi, H.-Y. Cha, L. Eastman, and M. Spencer, *IEEE Transactions on Electron Devices* **52**, 1940 (2005).
- ⁶⁹P. G. Neudeck (2006).
- ⁷⁰X. Zhu, *ALTERNATIVE GROWTH AND INTERFACE PASSIVATION TECHNIQUES FOR SiO₂ ON 4H-SiC*, Ph.D. thesis, Auburn University (2008).
- ⁷¹M. B. Wijesundara and R. Azevedo, *Silicon Carbide Microsystems for Harsh Environments*, MEMS Reference Shelf, Vol. 22 (Springer New York, New York, NY, 2011).
- ⁷²S. J. Pearton, X. Xia, F. Ren, M. A. J. Rasel, S. Stepanoff, N. Al-Mamun, A. Haque, and D. E. Wolfe, *Journal of Vacuum Science & Technology B* **41**, 030802 (2023).
- ⁷³J. Casady and R. Johnson, *Solid-State Electronics* **39**, 1409 (1996).
- ⁷⁴M. Huang, N. Goldsman, C.-H. Chang, I. Mayergoyz, J. M. McGarrity, and D. Woolard, *Journal of Applied Physics* **84**, 2065 (1998).
- ⁷⁵O. Madelung, ed., *Semiconductors — Basic Data* (Springer Berlin Heidelberg, Berlin, Heidelberg, 1996).
- ⁷⁶T. Egilsson, J. P. Bergman, I. G. Ivanov, A. Henry, and E. Janzén, *Physical Review B* **59**, 1956 (1999).

- ⁷⁷B. Lechner, *Behaviour of 4H-SiC Power Semiconductor Devices under Extreme Operating Conditions*, Ph.D. thesis, Technische Universität München (2021).
- ⁷⁸N. Arpatzani, A. Tsormpatzoglou, C. A. Dimitriadis, K. Zekentes, N. Camara, and M. Godlewski, *physica status solidi (a)* **203**, 2551 (2006).
- ⁷⁹R. . Scaburri, (2011), 10.6092/UNIBO/AMSDOTTORATO/3924.
- ⁸⁰A. Naugarhiya, P. Wakhradkar, P. N. Kondekar, G. C. Patil, and R. M. Patrikar, *Journal of Computational Electronics* **16**, 190 (2017).
- ⁸¹A. Arvanitopoulos, N. Lophitis, S. Perkins, K. N. Gyftakis, M. Belanche Guadas, and M. Antoniou, in *2017 IEEE 11th International Symposium on Diagnostics for Electrical Machines, Power Electronics and* (IEEE, Tinos, Greece, 2017) pp. 565–571.
- ⁸²R. Choudhary, M. Mehta, R. Singh Shekhawat, S. Singh, and D. Singh, *Materials Today: Proceedings* **46**, 5889 (2021).
- ⁸³H. Yoshioka and K. Hirata, *AIP Advances* **8**, 045217 (2018).
- ⁸⁴C. Miccoli and F. Iucolano, *Materials Science in Semiconductor Processing* **97**, 40 (2019).
- ⁸⁵S. Tripathi, C. Upadhyay, C. Nagaraj, A. Venkatesan, and K. Devan, *Nuclear Instruments and Methods in Physics Research Section A: Accelerators, Spectrometers, Detectors and*
- ⁸⁶W. M. Klahold, W. J. Choyke, and R. P. Devaty, *Physical Review B* **102**, 205203 (2020).
- ⁸⁷A. Kovalchuk, J. Wozny, Z. Lisik, J. Podgorski, L. Ruta, A. Kubiak, and A. Boiadzhian, *Journal of Physics: Conference Series* **1534**, 012006 (2020).
- ⁸⁸I. Institute, “Silicon Carbide,” <http://www.ioffe.ru/SVA/NSM/Semicond/SiC/index.html>.
- ⁸⁹A. Acharyya, *Applied Physics A* **123**, 629 (2017).
- ⁹⁰S. Banerjee, in *Advances in Terahertz Technology and Its Applications*, edited by S. Das, N. Anveshkumar, J. Dutta, and A. Biswas (Springer Singapore, Singapore, 2021) pp. 153–172.
- ⁹¹H. Kim, *Transactions on Electrical and Electronic Materials* **25**, 141 (2024).
- ⁹²M. Bhatnagar and B. Baliga, *IEEE Transactions on Electron Devices* **40**, 645 (1993).
- ⁹³C. Codreanu, M. Avram, E. Carbunescu, and E. Iliescu, *Materials Science in Semiconductor Processing* **3**, 137 (2000).
- ⁹⁴T. Chow and R. Tyagi, in *[1993] Proceedings of the 5th International Symposium on Power Semiconductor* (IEEE, Monterey, CA, USA, 1993) pp. 84–88.
- ⁹⁵C. Weitzel, J. Palmour, C. Carter, K. Moore, K. Nordquist, S. Allen, C. Thero, and M. Bhatna-

- gar, *IEEE Transactions on Electron Devices* **43**, 1732 (Oct./1996).
- ⁹⁶H. Morkoç, S. Strite, G. B. Gao, M. E. Lin, B. Sverdlov, and M. Burns, *Journal of Applied Physics* **76**, 1363 (1994).
- ⁹⁷A. Burk, M. O’Loughlin, R. Siergiej, A. Agarwal, S. Sriram, R. Clarke, M. MacMillan, V. Balakrishna, and C. Brandt, *Solid-State Electronics* **43**, 1459 (1999).
- ⁹⁸T. Ayalew, *SiC Semiconductor Devices Technology, Modeling, and Simulation*, Ph.D. thesis, TU Wien (2004).
- ⁹⁹S. Sriram, R. R. Siergiej, R. C. Clarke, A. K. Agarwal, and C. D. Brandt, *physica status solidi (a)* **162**, 441 (1997).
- ¹⁰⁰R. Han, X. Xu, X. Hu, N. Yu, J. Wang, Y. Tian, and W. Huang, *Optical Materials* **23**, 415 (2003).
- ¹⁰¹R. Mickevičius and J. H. Zhao, *Journal of Applied Physics* **83**, 3161 (1998).
- ¹⁰²J. H. Zhao, V. Gruzinskis, Y. Luo, M. Weiner, M. Pan, P. Shiktorov, and E. Starikov, *Semiconductor Science and Technology* **15**, 1093 (2000).
- ¹⁰³A. Akturk, N. Goldsman, S. Potbhare, and A. Lelis, *Journal of Applied Physics* **105**, 033703 (2009).
- ¹⁰⁴B. Zippelius, *Elektrische Charakterisierung Bauelement-relevanter Defekte in 3C- Und 4H-Siliziumkarbid*, Ph.D. thesis, Friedrich-Alexander-Universität Erlangen-Nürnberg (2011).
- ¹⁰⁵C. Weitzel, *Materials Science Forum* **264–268**, 907 (1998).
- ¹⁰⁶F. Nava, G. Bertuccio, A. Cavallini, and E. Vittone, *Measurement Science and Technology* **19**, 102001 (2008).
- ¹⁰⁷N. G. Wright, D. Morrison, C. M. Johnson, and A. G. O’Neill, *Materials Science Forum* **264–268**, 917 (1998).
- ¹⁰⁸B. J. Baliga, *Silicon Carbide Power Devices* (WORLD SCIENTIFIC, 2006).
- ¹⁰⁹B. J. Baliga, *Fundamentals of Power Semiconductor Devices* (Springer International Publishing, Cham, 2019).
- ¹¹⁰J. Y. Tsao, S. Chowdhury, M. A. Hollis, D. Jena, N. M. Johnson, K. A. Jones, R. J. Kaplar, S. Rajan, C. G. Van De Walle, E. Bellotti, C. L. Chua, R. Collazo, M. E. Coltrin, J. A. Cooper, K. R. Evans, S. Graham, T. A. Grotjohn, E. R. Heller, M. Higashiwaki, M. S. Islam, P. W. Juodawlkis, M. A. Khan, A. D. Koehler, J. H. Leach, U. K. Mishra, R. J. Nemanich, R. C. N. Pilawa-Podgurski, J. B. Shealy, Z. Sitar, M. J. Tadjer, A. F. Witulski, M. Wraback, and J. A. Simmons, *Advanced Electronic Materials* **4**, 1600501 (2018).

- ¹¹¹I. N. Jiya and R. Gouws, [Micromachines](#) **11**, 1116 (2020).
- ¹¹²H.-E. Nilsson, E. Bellotti, M. Hjelm, K. F. Brennan, and C. Petersson, **Proceedings of the IMACS Conference, Sofia, Bulgaria, June 1999** (1999).
- ¹¹³E. Bellotti, H.-E. Nilsson, K. F. Brennan, P. P. Ruden, and R. Trew, [Journal of Applied Physics](#) **87**, 3864 (2000).
- ¹¹⁴J. L. Vasconcelos, C. G. Rodrigues, and R. Luzzi, [Materials Science and Engineering: B](#) **249**, 114426 (2019).
- ¹¹⁵C. G. Rodrigues, [Semiconductors](#) **55**, 625 (2021).
- ¹¹⁶T. P. Chow, [Materials Science Forum](#) **338–342**, 1155 (2000).
- ¹¹⁷G. Dhanaraj, K. Byrappa, V. Prasad, and M. Dudley, eds., [Springer Handbook of Crystal Growth](#) (Springer Berlin Heidelberg, Berlin, Heidelberg, 2010).
- ¹¹⁸A. Elasser and T. Chow, [Proceedings of the IEEE](#) **90**, 969 (2002).
- ¹¹⁹M. Su, (2010), [10.7282/T37944SV](#).
- ¹²⁰C.-M. Zetterling, ed., *Process Technology for Silicon Carbide Devices*, EMIS Processing Series No. 2 (Institution of Electrical Engineers, London, 2002).
- ¹²¹M. Östling, [Science China Information Sciences](#) **54**, 1087 (2011).
- ¹²²E. Janzén, A. Gali, A. Henry, I. G. Ivanov, B. Magnusson, and N. T. Son, in *Defects in Micro-electronic Materials and Devices* (2008) pp. 615–669.
- ¹²³N. Kaminski, 2009 13th European Conference on Power Electronics and Applications **8** (2009).
- ¹²⁴N. Kaminski and O. Hilt, [IET Circuits, Devices & Systems](#) **8**, 227 (2014).
- ¹²⁵C. Buttay, D. Planson, B. Allard, D. Bergogne, P. Bevilacqua, C. Joubert, M. Lazar, C. Martin, H. Morel, D. Tournier, and C. Raynaud, [Materials Science and Engineering: B](#) **176**, 283 (2011).
- ¹²⁶S. Fujita, [Japanese Journal of Applied Physics](#) **54**, 030101 (2015).
- ¹²⁷P. G. Neudeck, in *Extreme Environment Electronics* (CRC Press, Taylor & Francis Group, 2013) pp. 225–232.
- ¹²⁸A. Hassan, Y. Savaria, and M. Sawan, [IEEE Access](#) **6**, 78790 (2018).
- ¹²⁹M. Higashiwaki, K. Sasaki, A. Kuramata, T. Masui, and S. Yamakoshi, [physica status solidi \(a\)](#) **211**, 21 (2014).
- ¹³⁰G. Liu, B. R. Tuttle, and S. Dhar, [Applied Physics Reviews](#) **2**, 021307 (2015).
- ¹³¹S. Rybalka, E.Yu. Krayushkina, A. Demidov, O. Shishkina, and B. Surin,

- [International Journal of Physical Research](#) **5**, 11 (2017).
- ¹³²C. Darmody and N. Goldsman, [Journal of Applied Physics](#) **126**, 145701 (2019).
- ¹³³V. J. B. Torres, I. Capan, and J. Coutinho, [Physical Review B](#) **106**, 224112 (2022).
- ¹³⁴S. J. Pearton, J. Yang, P. H. Cary, F. Ren, J. Kim, M. J. Tadjer, and M. A. Mastro, [Applied Physics Reviews](#) **5**, 011301 (2018).
- ¹³⁵V. Soler, *Design and Process Developments towards an Optimal 6.5 kV SiC Power MOSFET*, Ph.D. thesis, Universitat Politecnica de Catalunya (2019).
- ¹³⁶M. Yoder, [IEEE Transactions on Electron Devices](#) **43**, 1633 (Oct./1996).
- ¹³⁷S. Rao, E. D. Mallemace, and F. G. Della Corte, [Electronics](#) **11**, 1839 (2022).
- ¹³⁸G. Sozzi, M. Puzanghera, R. Menozzi, and R. Nipoti, [IEEE Transactions on Electron Devices](#) **66**, 3028 (2019).
- ¹³⁹R. Nipoti, G. Sozzi, M. Puzanghera, and R. Menozzi, [MRS Advances](#) **1**, 3637 (2016).
- ¹⁴⁰M. Usman and M. Nawaz, [Solid-State Electronics](#) **92**, 5 (2014).
- ¹⁴¹F. Pezzimenti, [IEEE Transactions on Electron Devices](#) **60**, 1404 (2013).
- ¹⁴²S. Bellone, F. G. Della Corte, L. F. Albanese, and F. Pezzimenti, [IEEE Transactions on Power Electronics](#) **26**, 2835 (2011).
- ¹⁴³D. Schröder, *Leistungselektronische Bauelemente* (Springer Berlin Heidelberg, Berlin, Heidelberg, 2006).
- ¹⁴⁴X. Dong, M. Huang, Y. Ma, C. Fu, M. He, Z. Yang, Y. Li, and M. Gong, [IEEE Transactions on Nuclear Science](#) , 1 (2024).
- ¹⁴⁵T. Yang, C. Fu, W. Song, Y. Tan, S. Xiao, C. Wang, K. Liu, X. Zhang, and X. Shi, [Nuclear Instruments and Methods in Physics Research Section A: Accelerators, Spectrometers, Detectors and Related Instrumentation](#) **911**, 166553 (2022).
- ¹⁴⁶T. Yang, Y. Tan, C. Wang, X. Zhang, and X. Shi, “Simulation of the 4H-SiC Low Gain Avalanche Diode,” (2022), [arXiv:2206.10191 \[physics\]](#).
- ¹⁴⁷M. De Napoli, [Frontiers in Physics](#) **10**, 898833 (2022).
- ¹⁴⁸M. Cabello, V. Soler, G. Rius, J. Montserrat, J. Rebollo, and P. Godignon, [Materials Science in Semiconductor Processing](#) **78**, 22 (2018).
- ¹⁴⁹Q. Chen, L. Yang, S. Wang, Y. Zhang, Y. Dai, and Y. Hao, [Applied Physics A](#) **118**, 1219 (2015).
- ¹⁵⁰H. A. Mantooth, in *Extreme Environment Electronics* (CRC Press, Taylor & Francis Group, 2013) pp. 243–252.
- ¹⁵¹L. F. Albanese, *Characterization, Modeling and Simulation of 4H-SiC Power Diodes*, Ph.D.

- thesis, Università degli Studi di Salerno (2010).
- ¹⁵²P. Bhatnagar, A. B. Horsfall, N. G. Wright, C. M. Johnson, K. V. Vassilevski, and A. G. O'Neill, *Solid-State Electronics* **49**, 453 (2005).
- ¹⁵³M. W. Cole and P. Joshi, in *Silicon Carbide*, edited by Z. C. Feng and J. H. Zhao (Springer Berlin Heidelberg, Berlin, Heidelberg, 2004) pp. 517–536.
- ¹⁵⁴H. Iwata and K. M. Itoh, *Materials Science Forum* **338–342**, 729 (2000).
- ¹⁵⁵H. Iwata, K. M. Itoh, and G. Pensl, *Journal of Applied Physics* **88**, 1956 (2000).
- ¹⁵⁶N. Wright, in *IEE Colloquium on New Developments in Power Semiconductor Devices*, Vol. 1996 (IEE, London, UK, 1996) pp. 6–6.
- ¹⁵⁷H.-E. Nilsson, U. Sannemo, and C. S. Petersson, *Journal of Applied Physics* **80**, 3365 (1996).
- ¹⁵⁸I. Neila Inglesias, “APPLYING NUMERICAL SIMULATION TO MODELS SiC SEMICONDUCTOR DEVICES,” (2012).
- ¹⁵⁹T. Kimoto, *Japanese Journal of Applied Physics* **54**, 040103 (2015).
- ¹⁶⁰J. Zhao, X. Li, K. Tone, P. Alexandrov, M. Pan, and M. Weiner, *Solid-State Electronics* **47**, 377 (2003).
- ¹⁶¹A. Elasser, M. Kheraluwala, M. Ghezzi, R. Steigerwald, N. Evers, J. Kretchmer, and T. Chow, *IEEE Transactions on Industry Applications* **39**, 915 (2003).
- ¹⁶²A. Elasser, M. Ghezzi, N. Krishnamurthy, J. Kretchmer, A. Clock, D. Brown, and T. Chow, *Solid-State Electronics* **44**, 317 (2000).
- ¹⁶³V. Chelnokov and A. Syrkin, *Materials Science and Engineering: B* **46**, 248 (1997).
- ¹⁶⁴F. L. L. Nouketcha, Y. Cui, A. Lelis, R. Green, C. Darmody, J. Schuster, and N. Goldsman, *IEEE Transactions on Electron Devices* **67**, 3999 (2020).
- ¹⁶⁵A. A. Lebedev, *Radiation Effects in Silicon Carbide*, Materials Research Foundations No. volume 6 (2017) (Materials Research Forum LLC, Millersville, PA, USA, 2017).
- ¹⁶⁶T. P. Chow, I. Omura, M. Higashiwaki, H. Kwarada, and V. Pala, *IEEE Transactions on Electron Devices* **64**, 856 (2017).
- ¹⁶⁷J. A. Pellish and L. M. Cohn, in *Extreme Environment Electronics* (CRC Press, Taylor & Francis Group, 2013) pp. 49–58.
- ¹⁶⁸S. M. Sze and K. K. Ng, *Physics of Semiconductor Devices*, 3rd ed. (Wiley-Interscience, Hoboken, N.J, 2007).
- ¹⁶⁹J. Millán, *IET Circuits, Devices & Systems* **1**, 372 (2007).
- ¹⁷⁰A. Pérez-Tomás, P. Brosselard, P. Godignon, J. Millán, N. Mestres, M. R. Jennings, J. A. Cov-

- ington, and P. A. Mawby, *Journal of Applied Physics* **100**, 114508 (2006).
- ¹⁷¹T. P. Chow, N. Ramungul, J. Fedison, and Y. Tang, in *Silicon Carbide*, edited by W. J. Choyke, H. Matsunami, and G. Pensl (Springer Berlin Heidelberg, Berlin, Heidelberg, 2004) pp. 737–767.
- ¹⁷²N. Zhang, *High Voltage GaN HEMTs with Low On-Resistance for Switching Applications*, Ph.D. thesis, UNIVERSITY of CALIFORNIA, Santa Barbara (2002).
- ¹⁷³R. Trew, *Proceedings of the IEEE* **90**, 1032 (2002).
- ¹⁷⁴S. K. Lee, *Processing and Characterization of Silicon Carbide (6H-SiC and 4H-SiC) Contacts for High Power and h...* (Mikroelektronik och informationsteknik, Kista, 2002).
- ¹⁷⁵R. Kemerley, H. Wallace, and M. Yoder, *Proceedings of the IEEE* **90**, 1059 (2002).
- ¹⁷⁶V. Dmitriev, T. P. Chow, S. P. DenBaars, M. S. Shur, and M. G. Spencer, “High-Temperature Electronics in Europe;” Tech. Rep. (Defense Technical Information Center, Fort Belvoir, VA, 2000).
- ¹⁷⁷T. Chow, V. Khemka, J. Fedison, N. Ramungul, K. Matocha, Y. Tang, and R. Gutmann, *Solid-State Electronics* **44**, 277 (2000).
- ¹⁷⁸C. M. Zetterling, M. Östling, C. I. Harris, N. Nordell, K. Wongchotigul, and M. G. Spencer, *Materials Science Forum* **264–268**, 877 (1998).
- ¹⁷⁹P. B. Shah and K. A. Jones, *Journal of Applied Physics* **84**, 4625 (1998).
- ¹⁸⁰M. Roschke, F. Schwier, G. Paasch, and D. Schipanski, *Materials Science Forum* **264–268**, 965 (1998).
- ¹⁸¹E. Danielsson, C. I. Harris, C. M. Zetterling, and M. Östling, *Materials Science Forum* **264–268**, 805 (1998).
- ¹⁸²T. P. Chow, N. Ramungul, and M. Ghezzi, *MRS Proceedings* **483**, 89 (1997).
- ¹⁸³T. P. Chow and M. Ghezzi, *MRS Proceedings* **423**, 9 (1996).
- ¹⁸⁴B. Ozpineci, “Comparison of Wide-Bandgap Semiconductors for Power Electronics Applications,” Tech. Rep. ORNL/TM-2003/257, 885849 (2004).
- ¹⁸⁵B. Buono, *Simulation and Characterization of Silicon Carbide Power Bipolar Junction Transistors*, Ph.D. thesis, KTH Royal Institute of Technology (2012).
- ¹⁸⁶F. Capasso, in *Semiconductors and Semimetals*, Vol. 22 (Elsevier, 1985) pp. 1–172.
- ¹⁸⁷S. Selberherr, *Analysis and Simulation of Semiconductor Devices* (Springer Vienna, Vienna, 1984).
- ¹⁸⁸Z. C. Feng and J. H. Zhao, eds., *Silicon Carbide: Materials, Processing, and Devices*, Opto-

- electronic Properties of Semiconductors and Superlattices No. v. 20 (Taylor & Francis, New York, 2004).
- ¹⁸⁹A. G. Chynoweth, *Physical Review* **109**, 1537 (1958).
- ¹⁹⁰A. G. Chynoweth, *Journal of Applied Physics* **31**, 1161 (1960).
- ¹⁹¹R. Van Overstraeten and H. De Man, *Solid-State Electronics* **13**, 583 (1970).
- ¹⁹²P. A. Wolff, *Physical Review* **95**, 1415 (1954).
- ¹⁹³W. Shockley, *Solid-State Electronics* **2**, 35 (1961).
- ¹⁹⁴A. O. Konstantinov, Q. Wahab, N. Nordell, and U. Lindefelt, *Applied Physics Letters* **71**, 90 (1997).
- ¹⁹⁵T. Lackner, *Solid-State Electronics* **34**, 33 (1991).
- ¹⁹⁶G. A. Baraff, *Physical Review* **128**, 2507 (1962).
- ¹⁹⁷K. K. Thornber, *Journal of Applied Physics* **52**, 279 (1981).
- ¹⁹⁸A. Gsponer, M. Knopf, P. Gaggl, J. Burin, S. Waid, and T. Bergauer, *Nuclear Instruments and Methods in Physics Research Section A: Accelerators, Spectrometers, Detectors and Associated Equipment* **478**, 103 (2002).
- ¹⁹⁹Y. Okuto and C. R. Crowell, *Physical Review B* **6**, 3076 (1972).
- ²⁰⁰Y. Okuto and C. Crowell, *Solid-State Electronics* **18**, 161 (1975).
- ²⁰¹M. Valdinoci, D. Ventura, M. Vecchi, M. Rudan, G. Baccarani, F. Illien, A. Stricker, and L. Zullino, in *1999 International Conference on Simulation of Semiconductor Processes and Devices. SISPAD'99 (IEEE)* (Japan Soc. Appl. Phys, Kyoto, Japan, 1999) pp. 27–30.
- ²⁰²A. Acharyya and J. P. Banerjee, *Journal of Computational Electronics* **13**, 917 (2014).
- ²⁰³K. Brennan, E. Bellotti, M. Farahmand, H.-E. Nilsson, P. Ruden, and Yumin Zhang, *IEEE Transactions on Electron Devices* **47**, 1882 (Oct./2000).
- ²⁰⁴R. Fujita, K. Konaga, Y. Ueoka, Y. Kamakura, N. Mori, and T. Kotani, in *2017 International Conference on Simulation of Semiconductor Processes and Devices (SISPAD)* (IEEE, Kamakura, Japan, 2017) pp. 289–292.
- ²⁰⁵H.-E. Nilsson, E. Bellotti, K. Brennan, and M. Hjelm, *Materials Science Forum* **338–342**, 765 (2000).
- ²⁰⁶C. C. Sun, A. H. You, and E. K. Wong, in *MALAYSIA ANNUAL PHYSICS CONFERENCE 2010 (PERFIK-10)* (Damai Laut, (Malaysia), 2011) pp. 277–280.
- ²⁰⁷H. Tanaka, T. Kimoto, and N. Mori, *Journal of Applied Physics* **131**, 225701 (2022).
- ²⁰⁸C. Sun, A. You, and E. Wong, *The European Physical Journal Applied Physics* **60**, 10204 (2012).

- ²⁰⁹A. Concannon, F. Piccinini, A. Mathewson, and C. Lombardi, in *Proceedings of International Electron Devices Meeting* (IEEE, Washington, DC, USA, 1995) pp. 289–292.
- ²¹⁰K. Katayama and T. Toyabe, in *International Technical Digest on Electron Devices Meeting* (IEEE, Washington, DC, USA, 1989) pp. 135–138.
- ²¹¹R. Raghunathan and B. J. Baliga, *Applied Physics Letters* **72**, 3196 (1998).
- ²¹²P. Mukherjee, S. K. R. Hossain, A. Acharyya, and A. Biswas, *Applied Physics A* **126**, 127 (2020).
- ²¹³P. Mukherjee, D. Chatterjee, and A. Acharyya, *Journal of Computational Electronics* **16**, 503 (2017).
- ²¹⁴W. Bartsch, R. Schörner, and K. O. Dohnke, *Materials Science Forum* **645–648**, 909 (2010).
- ²¹⁵Z. Stum, Y. Tang, H. Naik, and T. P. Chow, *Materials Science Forum* **778–780**, 467 (2014).
- ²¹⁶J. Lutz, H. Schlangenotto, U. Scheuermann, and R. De Doncker, *Semiconductor Power Devices: Physics, Characteristics, Reliability* (Springer Berlin Heidelberg, Berlin, Heidelberg, 2011).
- ²¹⁷S.-i. Nakamura, H. Kumagai, T. Kimoto, and H. Matsunami, *Applied Physics Letters* **80**, 3355 (2002).
- ²¹⁸T. Hatakeyama, *physica status solidi (a)* **206**, 2284 (2009).
- ²¹⁹S. Jin, K. Lee, W. Choi, C. Park, S. Yi, H. Fujii, J. Yoo, Y. Park, J. Jeong, and D. S. Kim, *IEEE Transactions on Electron Devices*, 1 (2024).
- ²²⁰S. Nida and U. Grossner, *IEEE Transactions on Electron Devices* **66**, 1899 (2019).
- ²²¹C. R. Crowell and S. M. Sze, *Applied Physics Letters* **9**, 242 (1966).
- ²²²F. Nallet, D. Planson, K. Isoird, M. Locatelli, and J. Chante, in *CAS '99 Proceedings. 1999 International Semiconductor Conference (Cat. No.99TH8389)*, Vol. 1 (IEEE, Sinaia, Romania, 1999) pp. 195–198.
- ²²³H. Niwa, J. Suda, and T. Kimoto, *Materials Science Forum* **778–780**, 461 (2014).
- ²²⁴H. Hamad, C. Raynaud, P. Bevilacqua, S. Scharholz, and D. Planson, *Materials Science Forum* **821–823**, 223 (2015).
- ²²⁵R. Raghunathan and B. Baliga, *Solid-State Electronics* **43**, 199 (1999).
- ²²⁶A. O. Konstantinov, Q. Wahab, N. Nordell, and U. Lindefelt, *Journal of Electronic Materials* **27**, 335 (1998).
- ²²⁷W. S. Loh, B. K. Ng, J. S. Ng, S. I. Soloviev, H.-Y. Cha, P. M. Sandvik, C. M. Johnson, and J. P. R. David, *IEEE Transactions on Electron Devices* **55**, 1984 (2008).

- ²²⁸B. Ng, J. David, R. Tozer, G. Rees, Feng Yan, Jian H. Zhao, and M. Weiner, [IEEE Transactions on Electron Devices](#) **50**, 1724 (2003).
- ²²⁹D. Nguyen, C. Raynaud, N. Dheilily, M. Lazar, D. Tournier, P. Brosselard, and D. Planson, [Diamond and Related Materials](#) **20**, 395 (2011).
- ²³⁰D. Nguyen, C. Raynaud, M. Lazar, G. Pâques, S. Scharnholz, N. Dheilily, D. Tournier, and D. Planson, [Materials Science Forum](#) **717–720**, 545 (2012).
- ²³¹D. Stefanakis, X. Chi, T. Maeda, M. Kaneko, and T. Kimoto, [IEEE Transactions on Electron Devices](#) **67**, 3740 (2020).
- ²³²Y. Zhao, H. Niwa, and T. Kimoto, [Japanese Journal of Applied Physics](#) **58**, 018001 (2019).
- ²³³A. S. Kyuregyan, [Semiconductors](#) **50**, 289 (2016).
- ²³⁴J. E. Green, W. S. Loh, A. R. J. Marshall, B. K. Ng, R. C. Tozer, J. P. R. David, S. I. Soloviev, and P. M. Sandvik, [IEEE Transactions on Electron Devices](#) **59**, 1030 (2012).
- ²³⁵P. L. Cheang, E. K. Wong, and L. L. Teo, [Journal of Electronic Materials](#) **50**, 5259 (2021).
- ²³⁶L. Zhu, P. A. Losee, T. P. Chow, K. A. Jones, C. Scozzie, M. H. Ervin, P. B. Shah, M. A. Derenge, R. Vispute, T. Venkatesan, and A. K. Agarwal, [Materials Science Forum](#) **527–529**, 1367 (2006).
- ²³⁷D. Stefanakis, N. Makris, K. Zekentes, and D. Tassis, [IEEE Transactions on Electron Devices](#) **68**, 2582 (2021).
- ²³⁸H.-E. Nilsson, A. Martinez, U. Sannemo, M. Hjelm, E. Bellotti, and K. Brennan, [Physica B: Condensed Matter](#) **314**, 68 (2002).
- ²³⁹H. Niwa, J. Suda, and T. Kimoto, [IEEE Transactions on Electron Devices](#) **62**, 3326 (2015).
- ²⁴⁰R. Raghunathan and B. Baliga, in *Proceedings of 9th International Symposium on Power Semiconductor Devices* (IEEE, Weimar, Germany, 1997) pp. 173–176.
- ²⁴¹M. Ruff, H. Mitlehner, and R. Helbig, [IEEE Transactions on Electron Devices](#) **41**, 1040 (1994).
- ²⁴²D. C. Sheridan, G. Niu, J. Merrett, J. D. Cressler, C. Ellis, and C.-C. Tin, [Solid-State Electronics](#) **44**, 1367 (2000).
- ²⁴³D. T. Morissette, *Development of Robust Power Schottky Barrier Diodes in Silicon Carbide*, Ph.D. thesis, Purdue University (2001).
- ²⁴⁴K. Bertilsson, H.-E. Nilsson, and C. Petersson, in *COMPEL 2000. 7th Workshop on Computers in Power Electronics. Proceedings (Cat. No.00TH8535)* (IEEE, Blacksburg, VA, USA, 2000) pp. 118–120.
- ²⁴⁵T. Hatakeyama, T. Watanabe, T. Shinohe, K. Kojima, K. Arai, and N. Sano,

- Applied Physics Letters* **85**, 1380 (2004).
- ²⁴⁶W. Loh, J. David, B. Ng, S. I. Soloviev, P. M. Sandvik, J. Ng, and C. M. Johnson, *Materials Science Forum* **615–617**, 311 (2009).
- ²⁴⁷R. K. Sharma, P. Hazdra, and S. Popelka, *IEEE Transactions on Nuclear Science* **62**, 534 (2015).
- ²⁴⁸X. Zhang and N. You, in *2018 IEEE 3rd International Conference on Integrated Circuits and Microsystems* (IEEE, Shanghai, 2018) pp. 60–63.
- ²⁴⁹H.-Y. Cha, S. Soloviev, S. Zelakiewicz, P. Waldrab, and P. M. Sandvik, *IEEE Sensors Journal* **8**, 233 (2008).
- ²⁵⁰P. Steinmann, B. Hull, I.-H. Ji, D. Lichtenwalner, and E. Van Brunt, *Journal of Applied Physics* **133**, 235705 (2023).
- ²⁵¹B. Ng, J. David, D. Massey, R. Tozer, G. Rees, F. Yan, J. H. Zhao, and M. Weiner, *Materials Science Forum* **457–460**, 1069 (2004).
- ²⁵²J. S. Cheong, M. M. Hayat, Xinxin Zhou, and J. P. R. David, *IEEE Transactions on Electron Devices* **62**, 1946 (2015).
- ²⁵³T. Kimoto, M. Kaneko, K. Tachiki, K. Ito, R. Ishikawa, X. Chi, D. Stefanakis, T. Kobayashi, and H. Tanaka, in *2021 IEEE International Electron Devices Meeting (IEDM)* (IEEE, San Francisco, CA, USA, 2021) pp. 36.1.1–36.1.4.
- ²⁵⁴H.-Y. Cha and P. M. Sandvik, *Japanese Journal of Applied Physics* **47**, 5423 (2008).
- ²⁵⁵X. Guo, A. Beck, Xiaowei Li, J. Campbell, D. Emerson, and J. Sumakeris, *IEEE Journal of Quantum Electronics* **41**, 562 (2005).
- ²⁵⁶A. Kyuregyan and S. Yurkov, **23**, **10**, 1126 (1989).
- ²⁵⁷R. Trew, J.-B. Yan, and P. Mock, *Proceedings of the IEEE* **79**, 598 (1991).
- ²⁵⁸J. Wang and B. W. Williams, *Semiconductor Science and Technology* **14**, 1088 (1999).
- ²⁵⁹A. Das and S. P. Duttagupta, *Radiation Protection Dosimetry* **167**, 443 (2015).
- ²⁶⁰W. Loh, C. M. Johnson, J. Ng, P. M. Sandvik, S. Arthur, S. I. Soloviev, and J. David, *Materials Science Forum* **556–557**, 339 (2007).
- ²⁶¹W. S. Loh, E. Z. J. Goh, K. Vassilevski, I. Nikitina, J. P. R. David, N. G. Wright, and C. M. Johnson, *MRS Proceedings* **1069**, 1069 (2008).
- ²⁶²T. Hatakeyama, T. Watanabe, K. Kojima, N. Sano, T. Shinohe, and K. Arai, *MRS Proceedings* **815**, J9.3 (2004).
- ²⁶³T. Hatakeyama, J. Nishio, C. Ota, and T. Shinohe, in *2005 International Conference On Simulation of Semiconductor Processes and Devices*

- (IEEE, Tokyo, Japan, 2005) pp. 171–174.
- ²⁶⁴A. Ivanov, M. Mynbaeva, A. Sadokhin, N. Strokan, and A. Lebedev, *Nuclear Instruments and Methods in Physics Research Section A: Accelerators, Spectrometers, Detectors and Associated Equipment* **648**, 100 (2011).
- ²⁶⁵N. Lophitis, A. Arvanitopoulos, S. Perkins, and M. Antoniou, in *Disruptive Wide Bandgap Semiconductors, Related Technologies, and Their Applications*, edited by Y. K. Sharma (InTech, 2018).
- ²⁶⁶M. L. Megherbi, L. Dehimi, W. terghini, F. Pezzimenti, and F. G. Della Corte, *Courrier du Savoir* **19**, 71 (2015).
- ²⁶⁷C. Wang, X. Li, L. Li, X. Deng, W. Zhang, L. Zheng, Y. Zou, W. Qian, Z. Li, and B. Zhang, *IEEE Electron Device Letters* **43**, 2025 (2022).
- ²⁶⁸Y. Wang, J.-c. Zhou, M. Lin, X.-j. Li, J.-Q. Yang, and F. Cao, *IEEE Journal of the Electron Devices Society* **10**, 373 (2022).
- ²⁶⁹C. C. Sun, A. H. You, and E. K. Wong, in *2012 10th IEEE International Conference on Semiconductor Electronics* (IEEE, Kuala Lumpur, Malaysia, 2012) pp. 366–369.
- ²⁷⁰J. Hasegawa, L. Pace, L. V. Phung, M. Hatano, and D. Planson, *IEEE Transactions on Electron Devices* **64**, 1203 (2017).
- ²⁷¹J. A. McPherson, C. W. Hitchcock, T. Paul Chow, W. Ji, and A. A. Woodworth, *IEEE Transactions on Nuclear Science* **68**, 651 (2021).
- ²⁷²T. Kimoto, H. Niwa, T. Okuda, E. Saito, Y. Zhao, S. Asada, and J. Suda, *Journal of Physics D: Applied Physics* **51**, 363001 (2018).
- ²⁷³A. E. Arvanitopoulos, M. Antoniou, S. Perkins, M. Jennings, M. B. Guadas, K. N. Gyftakis, and N. Lophitis, *IEEE Transactions on Industry Applications* **55**, 4080 (2019).
- ²⁷⁴P. G. Neudeck, *Journal of Electronic Materials* **27**, 317 (1998).
- ²⁷⁵M. Werner and W. Fahrner, *IEEE Transactions on Industrial Electronics* **48**, 249 (2001).
- ²⁷⁶A. Hefner, R. Singh, Jih-Sheg Lai, D. Berning, S. Bouche, and C. Chapuy, *IEEE Transactions on Power Electronics* **16**, 273 (2001).
- ²⁷⁷J. Palmour, R. Singh, R. Glass, O. Kordina, and C. Carter, in *Proceedings of 9th International Symposium on Power Semiconductor Devices and IC's* (IEEE, Weimar, Germany, 1997) pp. 25–32.
- ²⁷⁸D. Peters, P. Friedrichs, H. Mitlehner, R. Schoerner, U. Weinert, B. Weis, and D. Stephani, in *12th International Symposium on Power Semiconductor Devices & ICs. Proceedings (Cat. No.00CH37094)* (IEEE, Toulouse, France, 2000) pp. 241–244.

- ²⁷⁹M. Shur, S. L. Rumyantsev, and M. E. Levinshtein, eds., *SiC Materials and Devices*, Selected Topics in Electronics and Systems No. v. 40 (World Scientific, New Jersey ; London, 2006).
- ²⁸⁰R. Singh, J. Cooper, M. Melloch, T. Chow, and J. Palmour, *IEEE Transactions on Electron Devices* **49**, 665 (2002).
- ²⁸¹O. Slobodyan, J. Flicker, J. Dickerson, J. Shoemaker, A. Binder, T. Smith, S. Goodnick, R. Kaplar, and M. Hollis, *Journal of Materials Research* **37**, 849 (2022).
- ²⁸²I. G. Atabaev, Kh. N. Juraev, and M. U. Hajiev, *Journal of Spectroscopy* **2018**, 1 (2018).
- ²⁸³J. M. Bluet, J. Pernot, J. Camassel, S. Contreras, J. L. Robert, J. F. Michaud, and T. Billon, *Journal of Applied Physics* **88**, 1971 (2000).
- ²⁸⁴T. Dalibor and M. Schulz, eds., *Numerical Data and Functional Relationships in Science and Technology. Subvol. A2: Gruppe 3: Kristall- Und Festkörperphysik = Group 3: @Crystal and Solid State Physics Vol. 41, Semiconductors Impurities and Defects in Group IV Elements, IV-IV and III-V Compounds. Part Beta: Group IV-IV and III-V Compounds / Ed. by M. Schulz; Authors: T. Dalibor*, Vol. 41 (Springer, Berlin Heidelberg, 2003).
- ²⁸⁵V. Heera, D. Panknin, and W. Skorupa, *Applied Surface Science* **184**, 307 (2001).
- ²⁸⁶P. Kwasnicki, *Evaluation of Doping in 4H-SiC by Optical Spectroscopies*, Ph.D. thesis, UNIVERSITE MONTPELLIER II (2014).
- ²⁸⁷A. A. Lebedev, *Semiconductors* **33**, 107 (1999).
- ²⁸⁸J. Lutz, U. Scheuermann, H. Schlangenotto, and R. De Doncker, “Power Semiconductor Devices—Key Components for Efficient Electrical Energy Conversion Systems,” in *Semiconductor Power Devices* (Springer International Publishing, Cham, 2018) pp. 1–20.
- ²⁸⁹*Electroluminescence*, softcover reprint of the original 1st ed. 1977 ed. (Springer Berlin, Berlin, 2014).
- ²⁹⁰R. Wang, Y. Huang, D. Yang, and X. Pi, *Applied Physics Letters* **122**, 180501 (2023).
- ²⁹¹M. Miyata, Y. Higashiguchi, and Y. Hayafuji, *Journal of Applied Physics* **104**, 123702 (2008).
- ²⁹²J. Senszaki, K. Fukuda, Y. Ishida, Y. Tanaka, H. Tanoue, N. Kobayashi, T. Tanaka, and K. Arai, *MRS Proceedings* **622**, T6.7.1 (2000).
- ²⁹³T. Troffer, G. Pensl, A. Schöner, A. Henry, C. Hallin, Kordina, and E. Janzén, *Materials Science Forum* **264–268** (1998), [10.4028/www.scientific.net/MSF.264-268.557](https://doi.org/10.4028/www.scientific.net/MSF.264-268.557).
- ²⁹⁴M. Krieger, M. Rühl, T. Sledziewski, G. Ellrott, T. Palm, H. B. Weber, and M. Bockstedte, *Materials Science Forum* **858**, 301 (2016).
- ²⁹⁵Y. Huang, R. Wang, Y. Qian, Y. Zhang, D. Yang, and X. Pi,

- Chinese Physics B **31**, 046104 (2022).
- ²⁹⁶T. Dalibor, G. Pensl, H. Matsunami, T. Kimoto, W. J. Choyke, A. Schöner, and N. Nordell, *physica status solidi (a)* **162**, 199 (1997).
- ²⁹⁷E. M. Handy, M. V. Rao, O. W. Holland, K. A. Jones, M. A. Derenge, and N. Papanicolaou, *Journal of Applied Physics* **88**, 5630 (2000).
- ²⁹⁸Y. Huang, R. Wang, Y. Zhang, D. Yang, and X. Pi, *Chinese Physics B* **31**, 056108 (2022).
- ²⁹⁹G. Xiao, J. Lee, J. Liou, and A. Ortiz-Conde, *Microelectronics Reliability* **39**, 1299 (1999).
- ³⁰⁰N. Donato and F. Udrea, *IEEE Transactions on Electron Devices* **65**, 4469 (2018).
- ³⁰¹R. Nipoti, H. M. Ayedh, and B. G. Svensson, *Materials Science in Semiconductor Processing* **78**, 13 (2018).
- ³⁰²F. Bechstedt, J. Furthmüller, U. Grossner, and C. Raffy, in *Silicon Carbide*, edited by W. J. Choyke, H. Matsunami, and G. Pensl (Springer Berlin Heidelberg, Berlin, Heidelberg, 2004) pp. 3–25.
- ³⁰³N. T. Son, Mt. Wagner, C. G. Hemmingsson, L. Storasta, B. Magnusson, W. M. Chen, S. Greulich-Weber, J.-M. Spaeth, and E. Janzén, in *Silicon Carbide*, edited by W. J. Choyke, H. Matsunami, and G. Pensl (Springer Berlin Heidelberg, Berlin, Heidelberg, 2004) pp. 461–492.
- ³⁰⁴M. Laube, F. Schmid, K. Semmelroth, G. Pensl, R. P. Devaty, W. J. Choyke, G. Wagner, and M. Maier, in *Silicon Carbide*, edited by W. J. Choyke, H. Matsunami, and G. Pensl (Springer Berlin Heidelberg, Berlin, Heidelberg, 2004) pp. 493–515.
- ³⁰⁵G. Pensl and W. Choyke, *Physica B: Condensed Matter* **185**, 264 (1993).
- ³⁰⁶Q. Chen, W. He, C. Cheng, and Y. Xue, *Journal of Physics: Conference Series* **1649**, 012048 (2020).
- ³⁰⁷V. Uhnevionak, *Simulation and Modeling of Silicon-Carbide Devices*, Ph.D. thesis, Friedrich-Alexander-Universität (2015).
- ³⁰⁸H. Habib, N. G. Wright, and A. B. Horsfall, *Advanced Materials Research* **413**, 229 (2011).
- ³⁰⁹J. Blakemore, *Semiconductor Statistics* (Elsevier, 1962).
- ³¹⁰F. Schmid, M. Krieger, M. Laube, G. Pensl, and G. Wagner, in *Silicon Carbide*, edited by W. J. Choyke, H. Matsunami, and G. Pensl (Springer Berlin Heidelberg, Berlin, Heidelberg, 2004) pp. 517–536.
- ³¹¹M. Laube, F. Schmid, G. Pensl, G. Wagner, M. Linnarsson, and M. Maier, *Journal of Applied Physics* **92**, 549 (2002).
- ³¹²S. Balachandran, T. P. Chow, and A. K. Agarwal, *Materials Science Forum* **483–485**, 909 (2005).

- ³¹³M. Nawaz, *Microelectronics Journal* **41**, 801 (2010).
- ³¹⁴C. Persson and U. Lindefelt, *Materials Science Forum* **264–268**, 275 (1998).
- ³¹⁵Z. Lv, J. Li, L. Dong, and J. Zang, in *2023 International Conference on Telecommunications, Electronics and Information Technology* (IEEE, Lisbon, Portugal, 2023) pp. 269–273.
- ³¹⁶J. Pernot, S. Contreras, J. Camassel, J. L. Robert, W. Zawadzki, E. Neyret, and L. Di Cioccio, *Applied Physics Letters* **77**, 4359 (2000).
- ³¹⁷H. Matsuura, M. Komeda, S. Kagamihara, H. Iwata, R. Ishihara, T. Hatakeyama, T. Watanabe, K. Kojima, T. Shinohe, and K. Arai, *Journal of Applied Physics* **96**, 2708 (2004).
- ³¹⁸H. Matsuura, *Materials Science Forum* **389–393**, 679 (2002).
- ³¹⁹K. Zeghdar, L. Dehimi, F. Pezzimenti, S. Rao, and F. G. Della Corte, *Japanese Journal of Applied Physics* **58**, 014002 (2019).
- ³²⁰K. Zeghdar, L. Dehimi, F. Pezzimenti, M. L. Megherbi, and F. G. Della Corte, *Journal of Electronic Materials* **49**, 1322 (2020).
- ³²¹T. Troffer, M. Schadt, T. Frank, H. Itoh, G. Pensl, J. Heindl, H. P. Strunk, and M. Maier, *physica status solidi (a)* **162**, 277 (1997).
- ³²²G. L. Pearson and J. Bardeen, *Physical Review* **75**, 865 (1949).
- ³²³S. Kagamihara, H. Matsuura, T. Hatakeyama, T. Watanabe, M. Kushibe, T. Shinohe, and K. Arai, *Journal of Applied Physics* **96**, 5601 (2004).
- ³²⁴P. Achatz, J. Pernot, C. Marcenat, J. Kacmarcik, G. Ferro, and E. Bustarret, *Applied Physics Letters* **92**, 072103 (2008).
- ³²⁵J. Weiße, M. Hauck, T. Sledziewski, M. Tschiesche, M. Krieger, A. J. Bauer, H. Mitlehner, L. Frey, and T. Erlbacher, *Materials Science Forum* **924**, 184 (2018).
- ³²⁶Y. Kajikawa, *Journal of Electronic Materials* **50**, 1247 (2021).
- ³²⁷M. Rambach, A. J. Bauer, and H. Ryssel, *physica status solidi (b)* **245**, 1315 (2008).
- ³²⁸R. Scaburri, A. Desalvo, and R. Nipoti, *Materials Science Forum* **679–680**, 397 (2011).
- ³²⁹P. P. Altermatt, A. Schenk, and G. Heiser, *Journal of Applied Physics* **100**, 113714 (2006).
- ³³⁰P. P. Altermatt, A. Schenk, B. Schmihusen, and G. Heiser, *Journal of Applied Physics* **100**, 113715 (2006).
- ³³¹A. L. Efros, N. V. Lien, and B. I. Shklovskii, *Journal of Physics C: Solid State Physics* **12**, 1869 (1979).
- ³³²H. Matsuura, A. Takeshita, T. Imamura, K. Takano, K. Okuda, A. Hidaka, S. Ji, K. Eto, K. Kojima, T. Kato, S. Yoshida, and H. Okumura, *Applied Physics Express* **11**, 101302 (2018).

- ³³³T. Ayalew, T. Grasser, H. Kosina, and S. Selberherr, [Materials Science Forum](#) **483–485**, 845 (2005).
- ³³⁴I. D. Booker, *Carrier Lifetime Relevant Deep Levels in SiC*, Linköping Studies in Science and Technology. Dissertations, Vol. 1714 (Linköping University Electronic Press, Linköping, 2015).
- ³³⁵P. T. Landsberg, [physica status solidi \(b\)](#) **41**, 457 (1970).
- ³³⁶B. K. Ridley, [Journal of Physics C: Solid State Physics](#) **11**, 2323 (1978).
- ³³⁷M. Lades, W. Kaindl, N. Kaminski, E. Niemann, and G. Wachutka, [IEEE Transactions on Electron Devices](#) **46**, 598 (1999).
- ³³⁸M. Lax, [Physical Review](#) **119**, 1502 (1960).
- ³³⁹V. N. Abakumov, V. I. Perel, and I. N. Yassievich, *Nonradiative Recombination in Semiconductors*, Modern Problems in Condensed Matter Sciences No. v. 33 (North-Holland ; Sole distributors for the USA and Canada, Elsevier Science Pub. Co, Amsterdam ; New York : New York, NY, USA, 1991).
- ³⁴⁰S. G. Sridhara, L. L. Clemen, R. P. Devaty, W. J. Choyke, D. J. Larkin, H. S. Kong, T. Troffer, and G. Pensl, [Journal of Applied Physics](#) **83**, 7909 (1998).
- ³⁴¹W. Kaindl, M. Lades, N. Kaminski, E. Niemann, and G. Wachutka, [Journal of Electronic Materials](#) **28**, 154 (1999).
- ³⁴²N. Kuznetsov and A. Zubrilov, [Materials Science and Engineering: B](#) **29**, 181 (1995).
- ³⁴³S. Asada, T. Okuda, T. Kimoto, and J. Suda, [Applied Physics Express](#) **9**, 041301 (2016).
- ³⁴⁴M. A. Capano, J. A. Cooper, M. R. Melloch, A. Saxler, and W. C. Mitchel, [Journal of Applied Physics](#) **87**, 8773 (2000).
- ³⁴⁵W. Choyke and G. Pensl, [MRS Bulletin](#) **22**, 25 (1997).
- ³⁴⁶S. Contreras, L. Konczewicz, P. Kwasnicki, R. Arvinte, H. Peyre, T. Chassagne, M. Zielinski, M. Kayambaki, S. Juillaguet, and K. Zekentes, [Materials Science Forum](#) **858**, 249 (2016).
- ³⁴⁷W. Götz, A. Schöner, G. Pensl, W. Suttrop, W. J. Choyke, R. Stein, and S. Leibenzeder, [Journal of Applied Physics](#) **73**, 3332 (1993).
- ³⁴⁸C. Hitchcock, R. Ghandi, P. Deeb, S. Kennerly, M. Torky, and T. P. Chow, [Materials Science Forum](#) **1062**, 422 (2022).
- ³⁴⁹H. Itoh, T. Troffer, and G. Pensl, [Materials Science Forum](#) **264–268**, 685 (1998).
- ³⁵⁰L. Kasamakova-Kolaklieva, L. Storasta, I. G. Ivanov, B. Magnusson, S. Contreras, C. Consejo, J. Pernot, M. Zielinski, and E. Janzén, [Materials Science Forum](#) **457–460**, 677 (2004).

- ³⁵¹T. Kimoto, A. Itoh, H. Matsunami, S. Sridhara, L. L. Clemen, R. P. Devaty, W. J. Choyke, T. Dalibor, C. Peppermüller, and G. Pensl, [Applied Physics Letters](#) **67**, 2833 (1995).
- ³⁵²D. J. Lichtenwalner, J. H. Park, S. Rogers, H. Dixit, A. Scholtze, S. Bubel, and S. H. Ryu, [Materials Science Forum](#) **1089**, 3 (2023).
- ³⁵³G. Lomakina and Y. A. Vodakov, **15**, 83 (1973).
- ³⁵⁴H. Matsuura, T. K. Tsunenobu Kimoto, and H. M. Hiroyuki Matsunami, [Japanese Journal of Applied Physics](#) **38**, 4013 (1999).
- ³⁵⁵R. Nipoti, R. Scaburri, A. Hallén, and A. Parisini, [Journal of Materials Research](#) **28**, 17 (2013).
- ³⁵⁶M. Oberhofer, M. Krieger, F. Schmid, H. B. Weber, G. Pensl, and A. Schöner, [Materials Science Forum](#) **556–557**, 343 (2007).
- ³⁵⁷A. Parisini and R. Nipoti, [Journal of Applied Physics](#) **114**, 243703 (2013).
- ³⁵⁸G. Pensl, F. Schmid, F. Ciobanu, M. Laube, S. A. Reshanov, N. Schulze, K. Semmelroth, A. Schöner, G. Wagner, and H. Nagasawa, [Materials Science Forum](#) **433–436**, 365 (2003).
- ³⁵⁹M. Rambach, L. Frey, A. J. Bauer, and H. Ryssel, [Materials Science Forum](#) **527–529**, 827 (2006).
- ³⁶⁰M. V. Rao, J. B. Tucker, M. C. Ridgway, O. W. Holland, N. Papanicolaou, and J. Mittereder, [Journal of Applied Physics](#) **86**, 752 (1999).
- ³⁶¹S. Rao, T. P. Chow, and I. Bhat, [Materials Science Forum](#) **527–529**, 597 (2006).
- ³⁶²G. Rutsch, R. P. Devaty, W. J. Choyke, D. W. Langer, and L. B. Rowland, [Journal of Applied Physics](#) **84**, 2062 (1998).
- ³⁶³N. S. Saks, A. K. Agarwal, S.-H. Ryu, and J. W. Palmour, [Journal of Applied Physics](#) **90**, 2796 (2001).
- ³⁶⁴N. S. Saks, A. V. Suvorov, and D. C. Capell, [Applied Physics Letters](#) **84**, 5195 (2004).
- ³⁶⁵F. Schmid, M. Laube, G. Pensl, G. Wagner, and M. Maier, [Journal of Applied Physics](#) **91**, 9182 (2002).
- ³⁶⁶A. Schöner, S. Karlsson, T. Schmitt, N. Nordell, M. Linnarsson, and K. Rottner, [Materials Science and Engineering: B](#) **61–62**, 389 (1999).
- ³⁶⁷Y. Tanaka, N. Kobayashi, H. Okumura, R. Suzuki, T. Ohdaira, M. Hasegawa, M. Ogura, S. Yoshida, and H. Tanoue, [Materials Science Forum](#) **338–342**, 909 (2000).
- ³⁶⁸P. Terziyska, C. Blanc, J. Pernot, H. Peyre, S. Contreras, G. Bastide, J. L. Robert, J. Camassel, E. Morvan, C. Dua, and C. C. Brylinski, [physica status solidi \(a\)](#) **195**, 243 (2003).
- ³⁶⁹G. Wagner, W. Leitenberger, K. Irmscher, F. Schmid, M. Laube, and G. Pensl,

- Materials Science Forum **389–393**, 207 (2002).
- ³⁷⁰R. Wang, I. B. Bhat, and T. P. Chow, *Journal of Applied Physics* **92**, 7587 (2002).
- ³⁷¹S. Y. Ji, K. Kojima, Y. Ishida, H. Tsuchida, S. Yoshida, and H. Okumura, *Materials Science Forum* **740–742**, 181 (2013).
- ³⁷²H. Matsuura, K. Aso, S. Kagamihara, H. Iwata, T. Ishida, and K. Nishikawa, *Applied Physics Letters* **83**, 4981 (2003).
- ³⁷³A. O. Evwaraye, S. R. Smith, and W. C. Mitchel, *Journal of Applied Physics* **79**, 7726 (1996).
- ³⁷⁴S. Smith, A. Evwaraye, and W. Mitchel, *MRS Proceedings* **510**, 193 (1998).
- ³⁷⁵C. Kisielowski, K. Maier, J. Schneider, and V. Oding, *Materials Science Forum* **83–87**, 1171 (1992).
- ³⁷⁶J. Zhang, L. Storasta, J. P. Bergman, N. T. Son, and E. Janzén, *Journal of Applied Physics* **93**, 4708 (2003).
- ³⁷⁷C. Q. Chen, J. Zeman, F. Engelbrecht, C. Peppermüller, R. Helbig, Z. H. Chen, and G. Martinez, *Journal of Applied Physics* **87**, 3800 (2000).
- ³⁷⁸R. P. Devaty and W. J. Choyke, *physica status solidi (a)* **162**, 5 (1997).
- ³⁷⁹I. G. Ivanov, A. Henry, and E. Janzén, *Physical Review B* **71**, 241201 (2005).
- ³⁸⁰S. Hagen, A. Van Kemenade, and J. Van Der Does De Bye, *Journal of Luminescence* **8**, 18 (1973).
- ³⁸¹H. Matsunami, A. Suzuki, and T. Tanaka, in *In: Silicon Carbide-1973; Proceedings of the Third International Conference* (1974) pp. 618–625.
- ³⁸²A. Suzuki, H. Matsunami, and T. Tanaka, *Japanese Journal of Applied Physics* **12**, 1083 (1973).
- ³⁸³A. Suzuki, H. Matsunami, and T. Tanaka, *Journal of The Electrochemical Society* **124**, 241 (1977).
- ³⁸⁴L. Lu, H. Zhang, X. Wu, J. Shi, and Y.-Y. Sun, *Chinese Physics B* **30**, 096806 (2021).
- ³⁸⁵A.-B. Chen and P. Srichaikul, *physica status solidi (b)* **202**, 81 (1997).
- ³⁸⁶N. T. Son, A. Henry, J. Isoya, M. Katagiri, T. Umeda, A. Gali, and E. Janzén, *Physical Review B* **73**, 075201 (2006).
- ³⁸⁷A. Martinez, U. Lindefelt, M. Hjelm, and H.-E. Nilsson, *Journal of Applied Physics* **91**, 1359 (2002).
- ³⁸⁸S. Greulich-Weber, *physica status solidi (a)* **162**, 95 (1997).
- ³⁸⁹J. Fan and P. K. Chu, “General Properties of Bulk SiC,” in *Silicon Carbide Nanostructures* (Springer International Publishing, Cham, 2014) pp. 7–114.
- ³⁹⁰M. Bockstedte, A. Mattausch, and O. Pankratov, *Applied Physics Letters* **85**, 58 (2004).

- ³⁹¹M. L. Megherbi, F. Pezzimenti, L. Dehimi, M. A. Saadouné, and F. G. Della Corte, [IEEE Transactions on Electron Devices](#) **65**, 3371 (2018).
- ³⁹²Y. Negoro, T. Kimoto, H. Matsunami, F. Schmid, and G. Pensl, [Journal of Applied Physics](#) **96**, 4916 (2004).
- ³⁹³Y. Negoro, T. Kimoto, and H. Matsunami, [Electronics and Communications in Japan \(Part II: Electronics\)](#) **8**, 100 (2005).
- ³⁹⁴Y. Gao, S. I. Soloviev, T. S. Sudarshan, and C.-C. Tin, [Journal of Applied Physics](#) **90**, 5647 (2001).
- ³⁹⁵Y.-R. Zhang, B. Zhang, Z.-J. Li, and X.-C. Deng, [Chinese Physics B](#) **19**, 067102 (2010).
- ³⁹⁶Ch. Haberstroh, R. Helbig, and R. A. Stein, [Journal of Applied Physics](#) **76**, 509 (1994).
- ³⁹⁷K. Tian, J. Xia, K. Elgammal, A. Schöner, W. Kaplan, R. Karhu, J. Ul-Hassan, and A. Hallén, [Materials Science in Semiconductor Processing](#) **115**, 105097 (2020).
- ³⁹⁸M. Usman, B. Buono, and A. Hallen, [IEEE Transactions on Electron Devices](#) **59**, 3371 (2012).
- ³⁹⁹B. Buono, R. Ghandi, M. Domeij, B. G. Malm, C.-M. Zetterling, and M. Ostling, [IEEE Transactions on Electron Devices](#) **57**, 704 (2010).
- ⁴⁰⁰Y. Huang, R. Wang, Y. Zhang, D. Yang, and X. Pi, [Journal of Applied Physics](#) **131**, 185703 (2022).
- ⁴⁰¹A. K. Tiwari, M. Antoniou, N. Lophitis, S. Perkin, T. Trajkovic, and F. Udrea, [IEEE Transactions on Electron Devices](#) **66**, 3066 (2019).
- ⁴⁰²A. K. Tiwari, F. Udrea, N. Lophitis, and M. Antoniou, in [2019 31st International Symposium on Power Semiconductor Devices and ICs \(ISPSD\)](#) (IEEE, Shanghai, China, 2019) pp. 175–178.
- ⁴⁰³D. Johannesson, M. Nawaz, and H. P. Nee, [Materials Science Forum](#) **963**, 670 (2019).
- ⁴⁰⁴H. K. Henisch and R. Roy, [Silicon Carbide—1968: Proceedings of the International Conference on Silicon Carbide, University Park, Pennsylvania, October 20-23, 1968](#) (Elsevier, 2013).
- ⁴⁰⁵S. Rakheja, L. Huang, S. Hau-Riege, S. E. Harrison, L. F. Voss, and A. M. Conway, [IEEE Journal of the Electron Devices Society](#) **8**, 1118 (2020).
- ⁴⁰⁶J. Sullivan and J. Stanley, [IEEE Transactions on Plasma Science](#) **36**, 2528 (2008).
- ⁴⁰⁷S. W. Huh, J. J. Sumakeris, A. Polyakov, M. Skowronski, P. B. Klein, B. Shanabrook, and M. J. O’Loughlin, [Materials Science Forum](#) **527–529**, 493 (2006).
- ⁴⁰⁸G. Lomakina, in [In: Silicon Carbide-1973; Proceedings of the Third International Conference](#) (1974) pp. 520–526.
- ⁴⁰⁹C. Persson, U. Lindefelt, and B. E. Sernelius, [Physical Review B](#) **60**, 16479 (1999).

- ⁴¹⁰*Properties and Applications of Silicon Carbide* (IntechOpen, Erscheinungsort nicht ermittelbar, 2011).
- ⁴¹¹A. Yang, K. Murata, T. Miyazawa, T. Tawara, and H. Tsuchida, *Journal of Applied Physics* **126**, 055103 (2019).
- ⁴¹²G. Izzo, G. Litrico, L. Calcagno, G. Foti, and F. La Via, *Journal of Applied Physics* **104**, 093711 (2008).
- ⁴¹³Y. Negoro, K. Katsumoto, T. Kimoto, and H. Matsunami, *Journal of Applied Physics* **96**, 224 (2004).
- ⁴¹⁴F. Pezzimenti, L. F. Albanese, S. Bellone, and F. G. D. Corte, in *2009 IEEE Bipolar/BiCMOS Circuits and Technology Meeting* (IEEE, Capri, Italy, 2009) pp. 214–217.
- ⁴¹⁵H. Liu, J. Wang, S. Liang, H. Yu, and W. Deng, *Semiconductor Science and Technology* **36**, 025009 (2021).
- ⁴¹⁶X. Li, Y. Luo, L. Fursin, J. Zhao, M. Pan, P. Alexandrov, and M. Weiner, *Solid-State Electronics* **47**, 233 (2003).
- ⁴¹⁷S. J. Bader, H. Lee, R. Chaudhuri, S. Huang, A. Hickman, A. Molnar, H. G. Xing, D. Jena, H. W. Then, N. Chowdhury, and T. Palacios, *IEEE Transactions on Electron Devices* **67**, 4010 (2020).
- ⁴¹⁸G. Pensl, ed., *Silicon Carbide, III-nitrides and Related Materials: Proceedings of the 7th International Conference on Silicon Carbide, III-Nitrides and Related Materials, Stockholm, Sweden, September 1997*, Materials Science Forum No. 264/268 (1998).
- ⁴¹⁹K. Adachi, *Simulation and Modelling of Power Devices Based on 4H Silicon Carbide*, Ph.D. thesis, University of Newcastle (2003).
- ⁴²⁰T. Tamaki, G. G. Walden, Y. Sui, and J. A. Cooper, *IEEE Transactions on Electron Devices* **55**, 1920 (2008).
- ⁴²¹K. G. Menon, A. Nakajima, L. Ngwendson, and E. M. Sankara Narayanan, *IEEE Electron Device Letters* **32**, 1272 (2011).
- ⁴²²S. I. Maximenko, *AIP Advances* **13**, 105021 (2023).
- ⁴²³S. R. Smith, A. O. Ewvaraye, W. C. Mitchel, and M. A. Capano, *Journal of Electronic Materials* **28**, 190 (1999).
- ⁴²⁴A. Gali, P. Deák, R. P. Devaty, and W. J. Choyke, *Physical Review B* **60**, 10620 (1999).