

CONSTRUCTING THREE COMPLETELY INDEPENDENT SPANNING TREES IN HYPERCUBES

S. A. Kandekar, S. A. Mane

Center for Advanced Studies in Mathematics, Department of Mathematics,

Savitribai Phule Pune University, Pune-411007, India.

smitakandekar54@gmail.com; manesmrti@yahoo.com

ABSTRACT. In 2013, Tapolcai demonstrated that a network with two completely independent spanning trees (CISTs) is sufficient for implementing protection routing. In a graph G with $k \geq 2$ spanning trees, denoted as $T = \{T_1, T_2, \dots, T_k\}$, these trees are termed completely independent spanning trees (CISTs) if the paths connecting any two vertices x and y across different trees do not overlap in vertices or edges, other than x and y themselves. Specifically, when $k = 2$, the trees form a dual-CIST, and when $k = 3$, they constitute a tri-CIST. The problem of determining whether a dual-CIST exists in a graph is NP-complete, as noted by Hasunuma (2002). In data networks, dual-CISTs facilitate fault-tolerant routing, while tri-CISTs enhance both reliability and secure message distribution.

Recent advancements have focused on constructing CISTs within hypercube variant networks. Pai and Chang proposed a technique to generate two CISTs in hypercubes variant networks and called for the development of algorithms to extend this to more CISTs. Methods for constructing three CISTs have been established for various hypercube variants, including crossed cubes, Mobius cubes, and shuffle cubes.

In 2017, Darties et al. asked if the 6-dimensional hypercube Q_6 can have three completely independent spanning trees, a question that remains unanswered. In this paper, we show how to construct three completely independent spanning trees in Q_n for $n \geq 7$. Two of these trees have diameters of at most $2n + 1$ and $2n + 3$, respectively, and the third tree has a diameter of at most $2n + 4$.

Keywords: Completely independent spanning trees, Hypercubes

1. Introduction

The network topology is represented as a graph, where vertices correspond to nodes and edges symbolize direct physical connections between these nodes. This paper addresses the classical challenge of managing the maximum number of communication requests while ensuring that no physical node or link is utilized more than once.

Routing, the process of directing messages between processors, is pivotal to the efficiency of multiprocessor systems. Optimal routing is achieved through the use of internally node-disjoint trees, which help prevent congestion, enhance transmission speed, and offer alternative routing paths. The notion of node-disjoint trees emerged from the study of routing, reliability, and fault tolerance in parallel and distributed systems.

In 2013, Tapolcai [10] established that a network with two completely independent spanning trees (CISTs) is sufficient for implementing protection routing. In a graph G with $k \geq 2$ spanning trees, denoted as $T = \{T_1, T_2, \dots, T_k\}$, these trees are termed CISTs if the paths between any two vertices x and y in different trees do not overlap in any vertices or edges, other than x and y themselves. Specifically, when $k = 2$, the trees form a dual-CIST, and when $k = 3$, they are known as a tri-CIST.

The concept of CISTs is rooted in the early work of Hasunuma [3], who noted that determining the existence of a dual-CIST is an NP-complete problem. Hasunuma [3] conjectured that any $2k$ -connected graph contains k CISTs. However, Pétrfalvi [9] disproved this conjecture by providing a counterexample: a k -connected graph may lack two CISTs for $k \geq 2$. Furthermore, Pai et al. [7] demonstrated that this conjecture does not hold for hypercubes of dimensions $n \in \{10, 12, 14, 20, 22, 24, 26, 28, 30\}$.

In data networks, dual-CISTs enable fault-tolerant routing, while tri-CISTs improve reliability and secure message distribution. Recent progress has focused on constructing CISTs within hypercube variant networks. Pai and Chang [5] developed methods to create two CISTs in hypercube variant networks and called for further research to extend this to additional CISTs. Techniques for constructing three CISTs have been established for several hypercube variants, including crossed cubes, Mobius cubes, and shuffle cubes, see ([1], [6], [8]).

In 2017, Darties et al. [2] inquired whether the 6-dimensional hypercube Q_6 can support three completely independent spanning trees, a question that remains unresolved. This paper provides a method to construct three completely independent spanning trees in Q_n for $n \geq 7$. Two of these trees have diameters of at most $2n + 1$ and $2n + 3$, respectively, and the third tree has a diameter of at most $2n + 4$. For additional details on terminology and notation, please refer to [11].

2. Preliminaries

Interconnection networks have been widely studied recently. The architecture of an interconnection networks are usually denoted as a graph G . A graph G is an ordered pair $(V(G), E(G))$ comprising a set of vertices or nodes $V(G)$ together with a set $E(G)$ of edges which are two element subsets of $V(G)$. Many useful topologies have been proposed to balance performance and cost parameters. Among them, the hypercube denoted by Q_n is one of the most popular topologies and has been studied for parallel networks.

For any vertex $v \in V(G)$, the number of edges incident on v is called the degree of v in G and is denoted by $d_G(v)$. A tree T is called a spanning tree of a graph G if $V(T) = V(G)$. A vertex $v \in V(T)$ is called internal if $d_T(v) \geq 2$. Two spanning trees T_1 and T_2 in G are edge-disjoint if $E(T_1) \cap E(T_2) = \emptyset$. For a given tree T and a given pair of vertices u and v of T , let $P_T(u, v)$ be the set of vertices in the unique path between u and v in T . The diameter of a tree is the longest distance between any two points (or nodes) in the tree. Two spanning trees T_1 and T_2 are internally vertex disjoint if for any pair of vertices u and v of $V(G)$, $P_{T_1}(u, v) \cap P_{T_2}(u, v) = \{u, v\}$. Finally, the spanning trees T_1, T_2, \dots, T_k of G are edge-disjoint spanning trees (EDSTs for short) if they are pairwise edge-disjoint. In addition to it if they are pairwise internally vertex disjoint then are called completely independent spanning trees (CISTs for short).

The definition of the n -dimensional hypercube is stated as the following. Let $n \geq 1$ be an integer. The n -dimensional hypercube, denoted by Q_n , is a graph with 2^n vertices, and each vertex u can be distinctly labeled by an n -bit binary string, $u = u_1u_2\dots u_n$. Q_1 is the graph K_2 with vertex set $\{0, 1\}$. For $n \geq 2$, Q_n can be recursively constructed from two copies of Q_{n-1} , denoted by Q_{n-1}^0 and Q_{n-1}^1 , and by adding 2^{n-1} edges between Q_{n-1}^0 and Q_{n-1}^1 as follows:

Let $V(Q_{n-1}^0) = \{0u_2 \dots u_n : u_i \in \{0, 1\}, 2 \leq i \leq n\}$ and $V(Q_{n-1}^1) = \{1v_2 \dots v_n : v_i \in \{0, 1\}, 2 \leq i \leq n\}$. A vertex $u = 0u_2 \dots u_n$ of Q_{n-1}^0 is joined to a vertex $v = 1v_2 \dots v_n$ of Q_{n-1}^1 if and only if for every i , $2 \leq i \leq n$, $u_i = v_i$; in this case an edge $\langle u, v \rangle$ is called a hypercube edge and we say $v = u^h$,

Let edge set be denoted by $E_n = \{\langle u, u^h \rangle : u \in V(Q_{n-1}^0)\}$. See Figure 1.

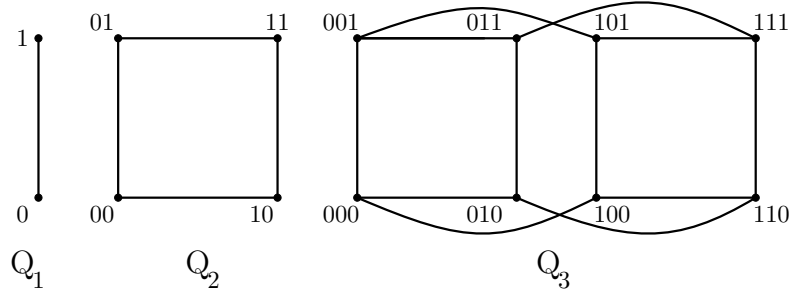


FIGURE 1. Hypercubes of dimension 1, 2, and 3

3. Existence of three CISTs in the hypercube Q_7

In this section, we establish the existence of three CISTs in the hypercube Q_7 . Specifically, among these spanning trees, two of these trees have diameters of length 15 and 18, respectively, and the third tree has a diameter of length 17.

For clarity, we represent the vertices of Q_7 using decimal notations.

Let $InV(T)$ denote the set of internal vertices of the tree T . A vertex $v \in V(T)$ is considered internal if its degree $d_T(v)$ is at least 2.

We first enumerate three Complete Independent Spanning Trees (CISTs) in Q_7 . Refer to figures 2, 3, and 4.

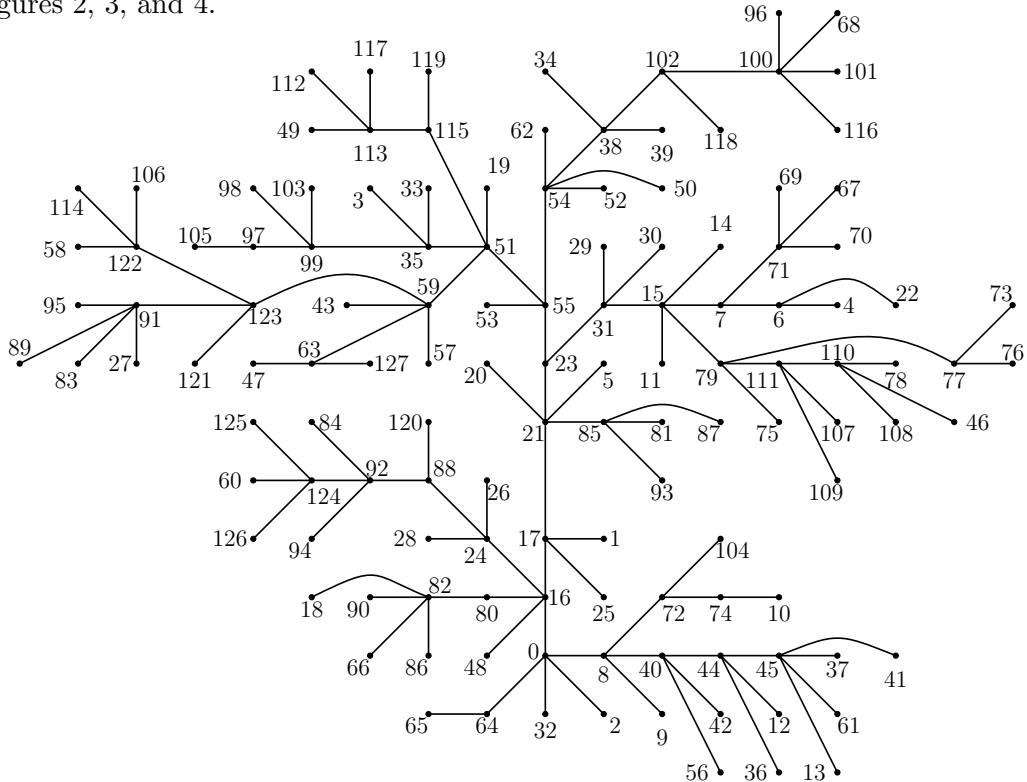


FIGURE 2. T_1 : First CIST in Q_7 with diameter 15

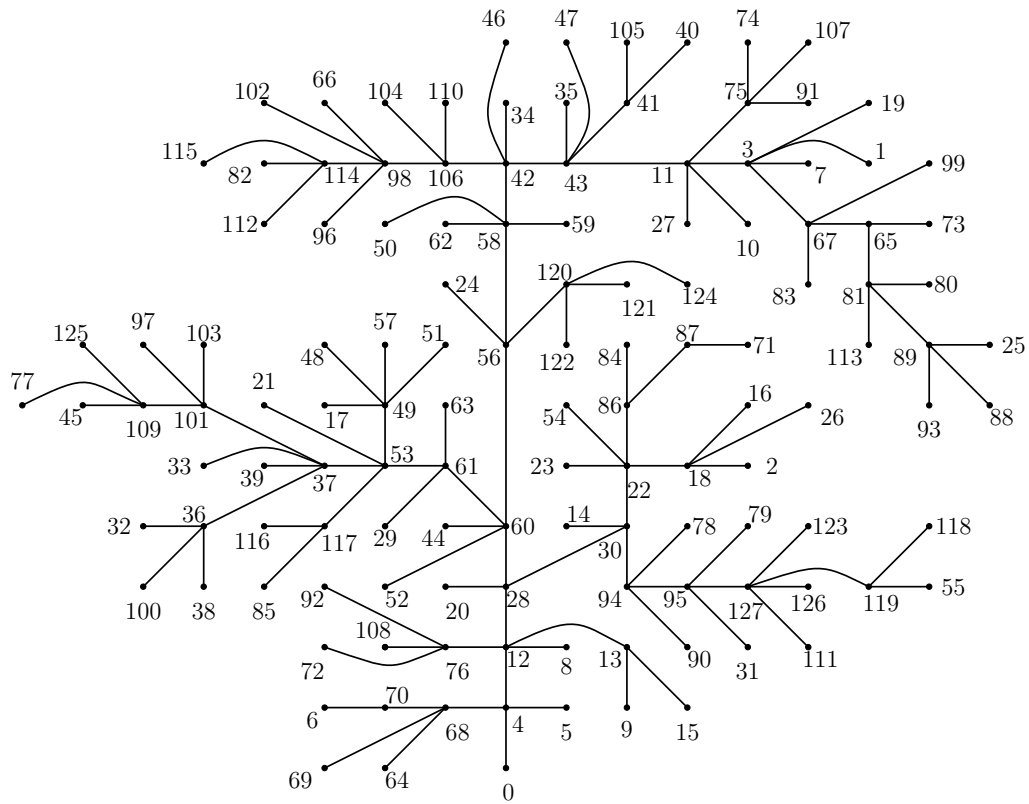


FIGURE 3. T_2 : Second CIST in Q_7 with diameter 18

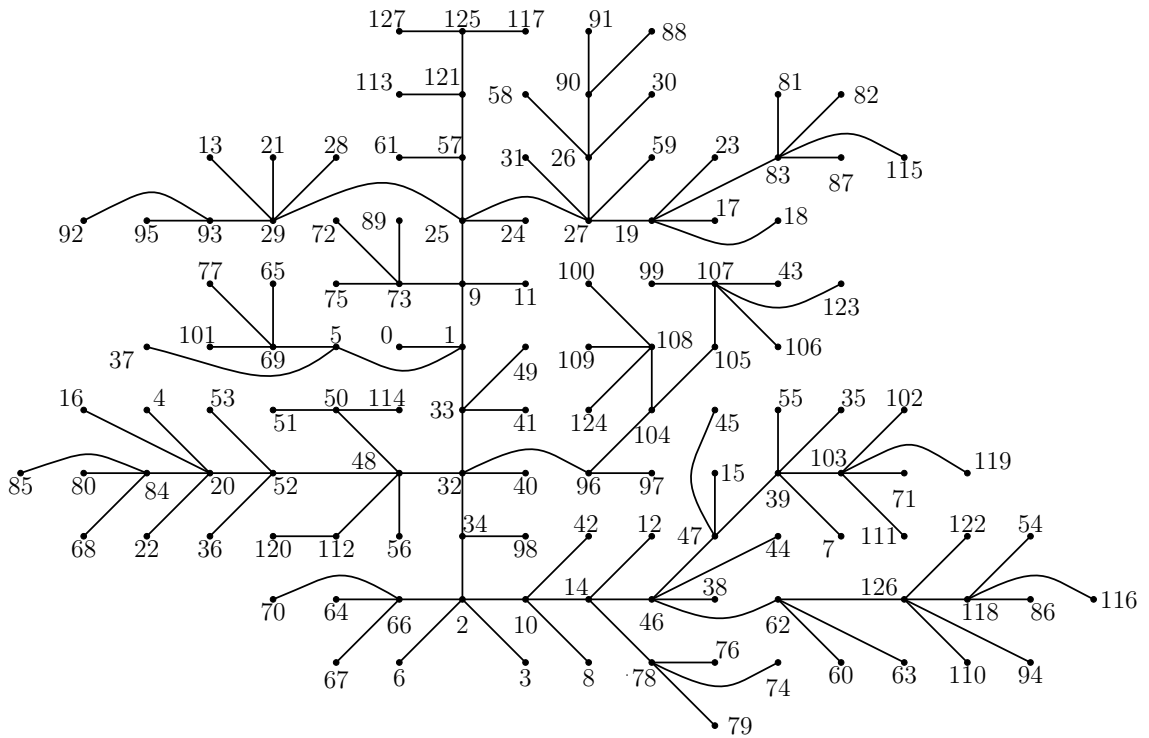


FIGURE 4. T_3 : Third CIST in Q_7 with diameter 17

Here, we observe that

$$\text{In}V(T_1) = \{0, 6, 7, 8, 15, 16, 17, 21, 23, 24, 31, 35, 38, 40, 44, 45, 51, 54, 55, 59, 63, 64, 71, 72, 74, 77, 79, 80, 82, 85, 88, 91, 92, 97, 99, 100, 102, 110, 111, 113, 115, 122, 123, 124\},$$

$$\text{In}V(T_2) = \{3, 4, 11, 12, 13, 18, 22, 28, 30, 36, 37, 41, 42, 43, 49, 53, 56, 58, 60, 61, 65, 67, 68, 70, 75, 76, 81, 86, 87, 89, 94, 95, 98, 101, 106, 109, 114, 117, 119, 120, 127\}$$

$$\text{In}V(T_3) = \{1, 2, 5, 9, 10, 14, 19, 20, 25, 26, 27, 29, 32, 33, 34, 39, 46, 47, 48, 50, 52, 57, 62, 66, 69, 73, 78, 83, 84, 90, 93, 96, 103, 104, 105, 107, 108, 112, 118, 121, 125, 126\}$$

are such that $\text{In}V(T_i) \cap \text{In}V(T_j) = \emptyset$, for $i \neq j$ and $1 \leq i, j \leq 3$. Also, note that the edges of the trees above are listed below:

Edge set of first CIST T_1 :

$$\begin{aligned} & \{ \langle 0, 2 \rangle, \langle 0, 8 \rangle, \langle 0, 16 \rangle, \langle 0, 32 \rangle, \langle 0, 64 \rangle, \langle 1, 17 \rangle, \langle 3, 35 \rangle, \langle 4, 6 \rangle, \langle 5, 21 \rangle, \langle 6, 7 \rangle, \langle 6, 22 \rangle, \langle 7, 15 \rangle, \langle 7, 71 \rangle, \\ & \langle 8, 9 \rangle, \langle 8, 40 \rangle, \langle 8, 72 \rangle, \langle 10, 74 \rangle, \langle 11, 15 \rangle, \langle 12, 44 \rangle, \langle 13, 45 \rangle, \langle 14, 15 \rangle, \langle 15, 31 \rangle, \langle 15, 79 \rangle, \langle 16, 17 \rangle, \\ & \langle 16, 24 \rangle, \langle 16, 48 \rangle, \langle 16, 80 \rangle, \langle 17, 21 \rangle, \langle 17, 25 \rangle, \langle 18, 82 \rangle, \langle 19, 51 \rangle, \langle 20, 21 \rangle, \langle 21, 23 \rangle, \langle 21, 85 \rangle, \\ & \langle 23, 31 \rangle, \langle 23, 55 \rangle, \langle 24, 26 \rangle, \langle 24, 28 \rangle, \langle 24, 88 \rangle, \langle 27, 91 \rangle, \langle 29, 31 \rangle, \langle 30, 31 \rangle, \langle 33, 35 \rangle, \langle 34, 38 \rangle, \langle 35, 51 \rangle, \\ & \langle 35, 99 \rangle, \langle 36, 44 \rangle, \langle 37, 45 \rangle, \langle 38, 39 \rangle, \langle 38, 54 \rangle, \langle 38, 102 \rangle, \langle 40, 42 \rangle, \langle 40, 44 \rangle, \langle 40, 56 \rangle, \langle 41, 45 \rangle, \\ & \langle 43, 59 \rangle, \langle 44, 45 \rangle, \langle 45, 61 \rangle, \langle 46, 110 \rangle, \langle 47, 63 \rangle, \langle 49, 113 \rangle, \langle 50, 54 \rangle, \langle 51, 55 \rangle, \langle 51, 59 \rangle, \langle 51, 115 \rangle, \langle 52, 54 \rangle, \\ & \langle 53, 55 \rangle, \langle 54, 55 \rangle, \langle 54, 62 \rangle, \langle 57, 59 \rangle, \langle 58, 122 \rangle, \langle 59, 63 \rangle, \langle 59, 123 \rangle, \langle 60, 124 \rangle, \langle 63, 127 \rangle, \langle 64, 65 \rangle, \langle 66, 82 \rangle, \\ & \langle 67, 71 \rangle, \langle 68, 100 \rangle, \langle 69, 71 \rangle, \langle 70, 71 \rangle, \langle 72, 74 \rangle, \langle 72, 104 \rangle, \langle 73, 77 \rangle, \langle 75, 79 \rangle, \langle 76, 77 \rangle, \langle 77, 79 \rangle, \langle 78, 110 \rangle, \\ & \langle 79, 111 \rangle, \langle 80, 82 \rangle, \langle 81, 85 \rangle, \langle 82, 86 \rangle, \langle 82, 90 \rangle, \langle 83, 91 \rangle, \langle 84, 92 \rangle, \langle 85, 87 \rangle, \langle 85, 93 \rangle, \langle 88, 92 \rangle, \langle 88, 120 \rangle, \\ & \langle 89, 91 \rangle, \langle 91, 95 \rangle, \langle 91, 123 \rangle, \langle 92, 94 \rangle, \langle 92, 124 \rangle, \langle 96, 100 \rangle, \langle 97, 99 \rangle, \langle 97, 105 \rangle, \langle 98, 99 \rangle, \langle 99, 103 \rangle, \langle 100, 101 \rangle, \\ & \langle 100, 102 \rangle, \langle 100, 116 \rangle, \langle 102, 118 \rangle, \langle 106, 122 \rangle, \langle 107, 111 \rangle, \langle 108, 110 \rangle, \langle 109, 111 \rangle, \langle 110, 111 \rangle, \langle 112, 113 \rangle, \\ & \langle 113, 115 \rangle, \langle 113, 117 \rangle, \langle 114, 122 \rangle, \langle 115, 119 \rangle, \langle 121, 123 \rangle, \langle 122, 123 \rangle, \langle 124, 125 \rangle, \langle 124, 126 \rangle \} \end{aligned}$$

Edge set of second CIST T_2 :

$$\begin{aligned} & \{ \langle 0, 4 \rangle, \langle 1, 3 \rangle, \langle 2, 18 \rangle, \langle 3, 7 \rangle, \langle 3, 11 \rangle, \langle 3, 19 \rangle, \langle 3, 67 \rangle, \langle 4, 5 \rangle, \langle 4, 12 \rangle, \langle 4, 68 \rangle, \langle 6, 70 \rangle, \langle 8, 12 \rangle, \\ & \langle 9, 13 \rangle, \langle 10, 11 \rangle, \langle 11, 27 \rangle, \langle 11, 43 \rangle, \langle 11, 75 \rangle, \langle 12, 13 \rangle, \langle 12, 28 \rangle, \langle 12, 76 \rangle, \langle 13, 15 \rangle, \langle 14, 30 \rangle, \langle 16, 18 \rangle, \\ & \langle 17, 49 \rangle, \langle 18, 22 \rangle, \langle 18, 26 \rangle, \langle 20, 28 \rangle, \langle 21, 53 \rangle, \langle 22, 23 \rangle, \langle 22, 30 \rangle, \langle 22, 54 \rangle, \langle 22, 86 \rangle, \langle 24, 56 \rangle, \langle 25, 89 \rangle, \\ & \langle 28, 30 \rangle, \langle 28, 60 \rangle, \langle 29, 61 \rangle, \langle 30, 94 \rangle, \langle 31, 95 \rangle, \langle 32, 36 \rangle, \langle 33, 37 \rangle, \langle 34, 42 \rangle, \langle 35, 43 \rangle, \langle 36, 37 \rangle, \langle 36, 38 \rangle, \\ & \langle 36, 100 \rangle, \langle 37, 39 \rangle, \langle 37, 53 \rangle, \langle 37, 101 \rangle, \langle 40, 41 \rangle, \langle 41, 43 \rangle, \langle 41, 105 \rangle, \langle 42, 43 \rangle, \langle 42, 46 \rangle, \langle 42, 58 \rangle, \\ & \langle 42, 106 \rangle, \langle 43, 47 \rangle, \langle 44, 60 \rangle, \langle 45, 109 \rangle, \langle 48, 49 \rangle, \langle 49, 51 \rangle, \langle 49, 53 \rangle, \langle 49, 57 \rangle, \langle 50, 58 \rangle, \langle 52, 60 \rangle, \\ & \langle 53, 61 \rangle, \langle 53, 117 \rangle, \langle 55, 119 \rangle, \langle 56, 58 \rangle, \langle 56, 60 \rangle, \langle 56, 120 \rangle, \langle 58, 59 \rangle, \langle 58, 62 \rangle, \langle 60, 61 \rangle, \langle 61, 63 \rangle, \\ & \langle 64, 68 \rangle, \langle 65, 67 \rangle, \langle 65, 73 \rangle, \langle 65, 81 \rangle, \langle 66, 98 \rangle, \langle 67, 83 \rangle, \langle 67, 99 \rangle, \langle 68, 69 \rangle, \langle 68, 70 \rangle, \langle 71, 87 \rangle, \\ & \langle 72, 76 \rangle, \langle 74, 75 \rangle, \langle 75, 91 \rangle, \langle 75, 107 \rangle, \langle 76, 92 \rangle, \langle 76, 108 \rangle, \langle 77, 109 \rangle, \langle 78, 94 \rangle, \langle 79, 95 \rangle, \langle 80, 81 \rangle, \langle 81, 89 \rangle, \\ & \langle 81, 113 \rangle, \langle 82, 114 \rangle, \langle 84, 86 \rangle, \langle 85, 117 \rangle, \langle 86, 87 \rangle, \langle 88, 89 \rangle, \langle 89, 93 \rangle, \langle 90, 94 \rangle, \langle 94, 95 \rangle, \langle 95, 127 \rangle, \langle 96, 98 \rangle, \\ & \langle 97, 101 \rangle, \langle 98, 102 \rangle, \langle 98, 106 \rangle, \langle 98, 114 \rangle, \langle 101, 103 \rangle, \langle 101, 109 \rangle, \langle 104, 106 \rangle, \langle 106, 110 \rangle, \langle 109, 125 \rangle, \\ & \langle 111, 127 \rangle, \langle 112, 114 \rangle, \langle 114, 115 \rangle, \langle 116, 117 \rangle, \langle 118, 119 \rangle, \langle 119, 127 \rangle, \langle 120, 121 \rangle, \langle 120, 124 \rangle, \\ & \langle 120, 122 \rangle, \langle 123, 127 \rangle, \langle 126, 127 \rangle \} \end{aligned}$$

Edge set of third CIST T_3 :

$\{ \langle 0, 1 \rangle, \langle 1, 5 \rangle, \langle 1, 9 \rangle, \langle 1, 33 \rangle, \langle 2, 3 \rangle, \langle 2, 6 \rangle, \langle 2, 10 \rangle, \langle 2, 34 \rangle, \langle 2, 66 \rangle, \langle 4, 20 \rangle, \langle 5, 37 \rangle, \langle 5, 69 \rangle, \langle 7, 39 \rangle, \langle 8, 10 \rangle, \langle 9, 11 \rangle, \langle 9, 25 \rangle, \langle 9, 73 \rangle, \langle 10, 14 \rangle, \langle 10, 42 \rangle, \langle 12, 14 \rangle, \langle 13, 29 \rangle, \langle 14, 46 \rangle, \langle 14, 78 \rangle, \langle 15, 47 \rangle, \langle 16, 20 \rangle, \langle 17, 19 \rangle, \langle 18, 19 \rangle, \langle 19, 23 \rangle, \langle 19, 27 \rangle, \langle 19, 83 \rangle, \langle 20, 22 \rangle, \langle 20, 52 \rangle, \langle 20, 84 \rangle, \langle 21, 29 \rangle, \langle 24, 25 \rangle, \langle 25, 27 \rangle, \langle 25, 29 \rangle, \langle 25, 57 \rangle, \langle 26, 27 \rangle, \langle 26, 30 \rangle, \langle 26, 58 \rangle, \langle 26, 90 \rangle, \langle 27, 59 \rangle, \langle 27, 31 \rangle, \langle 28, 29 \rangle, \langle 29, 93 \rangle, \langle 32, 33 \rangle, \langle 32, 34 \rangle, \langle 32, 40 \rangle, \langle 32, 48 \rangle, \langle 32, 96 \rangle, \langle 33, 41 \rangle, \langle 33, 49 \rangle, \langle 34, 98 \rangle, \langle 35, 39 \rangle, \langle 36, 52 \rangle, \langle 38, 46 \rangle, \langle 39, 47 \rangle, \langle 39, 55 \rangle, \langle 39, 103 \rangle, \langle 43, 107 \rangle, \langle 44, 46 \rangle, \langle 45, 47 \rangle, \langle 46, 47 \rangle, \langle 46, 62 \rangle, \langle 48, 50 \rangle, \langle 48, 52 \rangle, \langle 48, 56 \rangle, \langle 48, 112 \rangle, \langle 50, 51 \rangle, \langle 50, 114 \rangle, \langle 52, 53 \rangle, \langle 54, 118 \rangle, \langle 57, 61 \rangle, \langle 57, 121 \rangle, \langle 60, 62 \rangle, \langle 62, 63 \rangle, \langle 62, 126 \rangle, \langle 64, 66 \rangle, \langle 65, 69 \rangle, \langle 66, 67 \rangle, \langle 66, 70 \rangle, \langle 68, 84 \rangle, \langle 69, 77 \rangle, \langle 69, 101 \rangle, \langle 71, 103 \rangle, \langle 72, 73 \rangle, \langle 73, 75 \rangle, \langle 73, 89 \rangle, \langle 74, 78 \rangle, \langle 76, 78 \rangle, \langle 78, 79 \rangle, \langle 80, 84 \rangle, \langle 81, 83 \rangle, \langle 82, 83 \rangle, \langle 83, 87 \rangle, \langle 83, 115 \rangle, \langle 84, 85 \rangle, \langle 86, 118 \rangle, \langle 88, 90 \rangle, \langle 90, 91 \rangle, \langle 92, 93 \rangle, \langle 93, 95 \rangle, \langle 94, 126 \rangle, \langle 96, 97 \rangle, \langle 96, 104 \rangle, \langle 99, 107 \rangle, \langle 100, 108 \rangle, \langle 102, 103 \rangle, \langle 103, 111 \rangle, \langle 103, 119 \rangle, \langle 104, 105 \rangle, \langle 104, 108 \rangle, \langle 105, 107 \rangle, \langle 106, 107 \rangle, \langle 107, 123 \rangle, \langle 108, 109 \rangle, \langle 108, 124 \rangle, \langle 110, 126 \rangle, \langle 112, 120 \rangle, \langle 113, 121 \rangle, \langle 116, 118 \rangle, \langle 117, 125 \rangle, \langle 118, 126 \rangle, \langle 121, 125 \rangle, \langle 122, 126 \rangle, \langle 125, 127 \rangle \}$

are such that $E(T_i) \cap E(T_j) = \phi$, for $i \neq j$ and $1 \leq i, j \leq 3$.

We will now refer to the following theorem[3], which allows us to verify that the trees T_1 , T_2 , and T_3 constructed above are CISTs on Q_7 .

Theorem 3.1 ([3]). *Let $k \geq 2$ be an integer. T_1, T_2, \dots, T_k are completely independent spanning trees in a graph G if and only if they are edge-disjoint spanning trees of G and for any $v \in V(G)$, there is at most one T_i such that $d_{T_i}(v) > 1$.*

4. Construction of three CISTs in hypercubes

In this section, we construct three CISTs in the hypercube Q_n , where $n \geq 8$, using induction. Specifically, among these spanning trees, two of these trees have diameters of at most $2n + 1$ and $2n + 3$, respectively, and the third tree has a diameter of at most $2n + 4$.

To proceed, we first introduce the necessary definitions and results.

We shall employ the following corollary [4].

Corollary 4.1 ([4]). *Let G_n be the n -dimensional variant hypercube for $n \geq 4$ and suppose that T_i , for $1 \leq i \leq k$ ($k < n$) be k CISTs of G_n . Let \bar{T}_i be a spanning tree of G_{n+1} constructed from T_i^0 and T_i^1 by adding an edge $\langle u_i, v_i \rangle \in E(G_{n+1})$ to connect two internal vertices $u_i \in V(T_i^0)$ and $v_i \in V(T_i^1)$. Then, \bar{T}_i are k CISTs of G_{n+1} .*

According to the following definition, vertices situated at the center, referred to as central vertices, minimize the maximum distance to all other vertices in the graph.

Definition 4.2 ([11]). If G has a u, v -path, then the *distance* from u to v , written $d_G(u, v)$ or simply $d(u, v)$, is the least length of a u, v -path. The *eccentricity* of a vertex u , written $\epsilon(u)$, is $\max_{v \in V(G)} d(u, v)$. The *center* of a graph G is the set of all vertices of minimum eccentricity.

We will now present a construction of three completely independent spanning trees (CISTs) in the hypercube Q_n for $n \geq 8$, employing an inductive approach. Two of these trees will have diameters of at most $2n + 1$ and $2n + 3$, respectively, while the third tree will have a diameter of at most $2n + 4$.

Theorem 4.3. *Let $n \geq 7$ be an integer. In the hypercube Q_n , there exist three completely independent spanning trees such that two of these trees have diameters of at most $2n + 1$ and $2n + 3$, respectively, and the third tree has a diameter of at most $2n + 4$.*

Proof. We already showed that there are three CISTs in Q_7 in Section 3. By using the CISTs T_1 , T_2 , and T_3 from Q_7 and applying Corollary 4.1, we can create three CISTs in Q_n for $n \geq 8$ using an inductive approach.

To minimize communication delays by keeping vertices close together, we focus on the diameters of these trees. Specifically, T_1 and T_2 in Q_7 have diameters of 15 and 18, respectively, while T_3 has a diameter of 17. We will first address the construction of three CISTs in Q_8 .

In Q_8 , which is composed of Q_7^0 , Q_7^1 , and E_8 , let T_1^0, T_2^0 , and T_3^0 be the CISTs in Q_7^0 and T_1^1, T_2^1 , and T_3^1 be their counterparts in Q_7^1 . We only need to demonstrate the construction of one such tree.

Consider the tree T_1 in Q_7 with the longest path of length 15 (from node 37 to node 101) and central vertex 0010101(21). By prefixing this vertex with 0 and 1, we obtain central vertices $u_1 = 00010101$ and $v_1 = 10010101$ for T_1^0 and T_1^1 , respectively. Define $\overline{T}_1 = T_1^0 \cup T_1^1 \cup \langle u_1, v_1 \rangle$. This tree \overline{T}_1 will be a spanning tree with a diameter of 17 in Q_8 . Similarly, by constructing spanning trees \overline{T}_2 and \overline{T}_3 with diameters of at most 20 and 19, respectively, in Q_8 , we obtain CISTs \overline{T}_1 , \overline{T}_2 , and \overline{T}_3 in Q_8 with diameters of at most 17, 20, and 19, respectively, as per Corollary 4.1.

Consider now Q_{n+1} for $n \geq 7$, which decomposes into two hypercubes, Q_n^0 and Q_n^1 , with vertex sets $\{x_i^0 : 1 \leq i \leq 2^n\}$ and $\{x_i^1 : 1 \leq i \leq 2^n\}$, respectively. Let T_1^0, T_2^0 , and T_3^0 be the CISTs in Q_n^0 with diameters at most $2n + 1, 2n + 4$, and $2n + 3$, respectively. The corresponding CISTs in Q_n^1 will be denoted as T_1^1, T_2^1 , and T_3^1 .

We will use induction to prove that the diameters of $\overline{T}_1, \overline{T}_2$, and \overline{T}_3 in Q_{n+1} are at most $2n + 3, 2n + 6$, and $2n + 5$, respectively. It suffices to demonstrate this for one tree, say \overline{T}_1 .

Let $P_1^0 = x_1^0 - x_2^0 - \dots - x_{n-1}^0 - x_n^0 - \dots - x_{2n+2}^0$ be the longest path in T_1^0 , with a length of $2n + 1$. Let $P_1^1 = x_1^1 - x_2^1 - \dots - x_{n-1}^1 - x_n^1 - \dots - x_{2n+2}^1$ be the corresponding path in T_1^1 .

The vertex x_{n+2}^0 is near the center of P_1^0 ; thus, any vertex in T_1^0 is within a distance of $n + 1$ from x_{n+2}^0 . Similarly, any vertex in T_1^1 is within a distance of $n + 1$ from x_{n+2}^1 .

Construct \overline{T}_1 by combining T_1^0 and T_1^1 and adding the edge $\langle x_{n+2}^0, x_{n+2}^1 \rangle$ in Q_{n+1} . The resulting spanning tree \overline{T}_1 will have a diameter of $2n + 3$. Since \overline{T}_1 includes all vertices from T_1^0 and T_1^1 , the maximum distance between any two vertices x_i^0 and x_j^1 in \overline{T}_1 will be $d_{T_1^0}(x_i^0, x_{n+2}^0) + 1 + d_{T_1^1}(x_{n+2}^1, x_j^1) \leq (n + 1) + 1 + (n + 1) = 2n + 3$.

By applying the same construction method, we obtain CISTs \overline{T}_2 and \overline{T}_3 in Q_{n+1} with diameters of $2n + 6$ and $2n + 5$, respectively. □

5. CONCLUSION

In this paper, we have proposed a construction of three completely independent spanning trees (CISTs) in the hypercube Q_n for $n \geq 7$. Specifically, two of these trees have diameters of at most $2n + 1$ and $2n + 3$, respectively, and the third tree has a diameter of at most $2n + 4$. Our results demonstrate the existence of three CISTs in the hypercube Q_7 , thereby confirming that Hasunuma's conjecture holds for Q_7 . We also highlight an interesting problem posed by Darties et al.: whether Hasunuma's conjecture is true for Q_6 .

ACKNOWLEDGMENT

The second author gratefully acknowledges the Department of Science and Technology, New Delhi, India, for awarding the Women Scientist Scheme (DST/WOS-A/PM-14/2021(G)) for research in Basic/Applied Sciences.

REFERENCES

- [1] Y.-H. Chen, K.-J. Pai, H.-J. Lin, J.-M. Chang, Constructing tri-CISTs in shuffle-cubes, *J. Comb. Optim.* 44 (2022) 3194–3211.
- [2] B. Darties, N. Gastineau, O. Togni, Completely independent spanning trees in some regular graphs, *Discrete Appl. Math.* 217(2) (2017) 163–174.
- [3] T. Hasunuma, Completely independent spanning trees in the underlying graph of a line digraph, *Discrete Math.* 234 (2001) 149–157.
- [4] S. A. Mane, S. A. Kandekar, B. N. Waphare, Constructing spanning trees in augmented cubes, *J Parallel Distrib Comput* 122 (2018) 188–194.
- [5] K.-J. Pai, J.-M. Chang, Constructing two completely independent spanning trees in hypercube-variant networks, *Theoret. Comput. Sci.* 652 (2016) 28–37.
- [6] K.-J. Pai, R.-S. Chang, J.-M. Chang, A protection routing with secure mechanism in Möbius cubes, *J Parallel Distrib Comput* 140 (2020a) 1–12.
- [7] K.-J. Pai, J.-S. Yang, S.-C. Yao, S.-M. Tang, J.-M. Chang, Completely independent spanning trees on some interconnection networks, *IEICE Trans. Inf. Syst.* 97-D (2014) 2514–2517.
- [8] K.-J. Pai, R.-S. Chang, R.-Y. Wu, J.-M. Chang, Three completely independent spanning trees of crossed cubes with application to secure-potection routing, *Inf Sci* 541 (2020c) 516–530.
- [9] F. Péterfalvi, Two counterexamples on completely independent spanning trees, *Discrete Math.* 312 (2012) 808–810.
- [10] J. Tapolcai, Sufficient conditions for protection routing in IP networks, *Optim. Lett.* 7(4) (2013) 723–730.
- [11] D. B. West, *Introduction to Graph theory*, Second Edition, Prentice-Hall of India, New Delhi, 2002.