

Geometry is All You Need: A Unified Taxonomy of Matrix and Tensor Factorization for Compression of Generative Language Models

Mingxue Xu^a, Sadia Sharmin^a and Danilo P. Mandic^a

^aDepartment of Electrical and Electronic Engineering, Imperial College London, Exhibition Rd, South Kensington, London, SW7 2AZ, United Kingdom

ARTICLE INFO

Keywords:

Language Processing
Model Compression
Low-rank Factorization
Linear Algebra
Geometric Transformation


ABSTRACT

Matrix and tensor-guided parametrization for Natural Language Processing (NLP) models is fundamentally useful for the improvement of the model's systematic efficiency, as proved by recent research progress [1, 2, 3]. However, the internal links between these two algebra structures and language model parametrization are poorly understood. Also, the existing matrix and tensor research is math-heavy and far away from machine learning (ML) and NLP research concepts. These two issues result in the recent progress on matrices and tensors for model parametrization being more like a loose collection of separate components from matrix/tensor and NLP studies, rather than a well-structured unified approach, further hindering algorithm design. To this end, we propose a unified taxonomy, which bridges the *matrix/tensor compression approaches* and *model compression concepts in ML and NLP research*. Namely, we adopt an elementary concept in linear algebra, that of a **subspace**, which is also the core concept in geometric algebra, to reformulate the matrix/tensor and ML/NLP concepts (e.g. attention mechanism) under one umbrella. In this way, based on our subspace formalization, typical matrix and tensor decomposition algorithms can be interpreted as **geometric transformations**. Finally we revisit recent literature on matrix- or tensor-guided language model compression, rephrase and compare their core ideas, and then point out the current research gap and potential solutions.

1. Introduction

Matrix and tensor factorization for generative language model compression refers to approximating weight matrices with a product of smaller matrices or tensors (higher-dimensional matrix) to reduce the model size, thereby alleviating memory usage or computation overhead while maintaining language task performance. Since the emergence of successful solutions regarding neural network compression (see Fig. 1), such a factorization approach has attracted massive interest. Compared with other model compression approaches like knowledge distillation and quantization, matrix and tensor factorizations have unique advantages: 1) they require less training effort than that based on knowledge distillation; 2) they can be hardware-independent, where quantization cannot.

However, factorization for generative language model compression is poorly defined and understood. In the current literature, the application side (i.e. language tasks and compression) and methodology side (matrix and tensor factorization) are separate, and the potential interaction between the algebra structure and deep learning research is ignored. This includes model capacity, that is, how much information deep neural networks can memorize [4], and model expressivity, that is, what kind of functions deep neural networks can deal with [5, 6]. Furthermore, there is also an inappropriate separation between matrix-based solutions and tensor-based solutions (i.e. two separate reference lines in the central literature part of Fig. 1), though mathematically matrix algebra represents tensor algebra for order-2 tensors. This results in the difficulties of comparing the compression algorithms and the empirical results of the two, to identify the current research gap. Both these two isolated issues discard the possibilities of matrix or tensor factorization promoting deep learning research with its algebraic properties. The third dilemma comes from matrix and tensor research. The terminologies of matrix algebra are not always consistent (e.g. the definition of “direct sum” [7, Section 2.1]). The terminologies for tensors, on the other hand, are hard to understand since they come from various scientific

 m.xu21@imperial.ac.uk (M. Xu); s.sharmin21@imperial.ac.uk (S. Sharmin); d.mandic@imperial.ac.uk (D.P. Mandic)

 <https://mingxue-xu.github.io/> (M. Xu); <https://www.commsp.ee.ic.ac.uk/~mandic/> (D.P. Mandic)

ORCID(s): 0000-0002-9942-0034 (M. Xu); 0000-0001-8432-3963 (D.P. Mandic)

fields (e.g. psychometrics, physics and quantum chemistry). These inconsistent and unfriendly terminologies block the model compression community from using these algebra structures to the full for further practical impacts.

To address the three above issues, this paper proposes an elementary and unified terminology of matrix and tensor factorization for generative language model compression. Specifically, we utilize a concept undergraduate-level linear algebra (also the core concept in geometric algebra), that of a *subspace*, to unify the concepts in tensor- and matrix-based approaches, as shown in Fig. 1. It is our hope that in this way these methodologies can become more approachable for people with broader science, technology, engineering, and mathematics backgrounds. We also formalize the concepts in generative language model compression in the context of “subspace”, e.g. parameter space, neural network compression and language modelling. We then give the geometric interpretation of these reformulated concepts and common matrix/tensor compression methodologies (e.g. SVD, Kronecker product and tensor decomposition), smoothly bridging compression methodologies and deep learning concepts, while aiding the understanding of tensor operations. Based on the proposed taxonomy, in Sec. 4, we list the recent literature, interpret and compare their approaches and results, and reveal the current research gaps together with suggesting further directions.

The structure of this paper is shown in the middle panel of Fig. 1. We introduce our formalization preliminaries and the reformulated concepts of generative language model compression in a geometric way in Sec. 2. We then provide the interpretation of matrix and tensor factorization methodologies geometrically in Sec. 3. Subsequently, we put everything in Sec. 2 and 3 together, interpret the existing relevant work under our terminology framework, compare them and point out the current research gap in Sec. 4. Finally, we summarise our contribution, limitations and future work in Sec. 5.

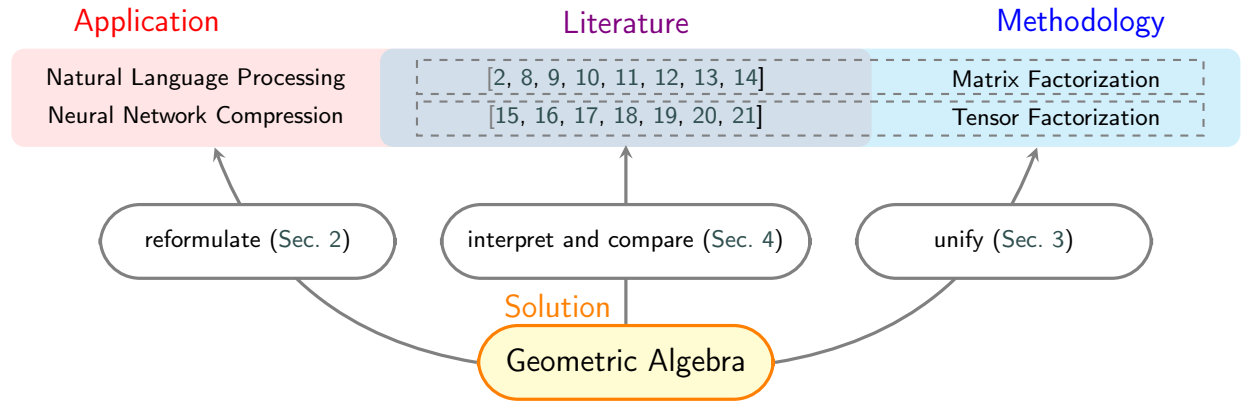


Figure 1: Addressed issues, solutions and paper structure overview.

2. Geometric Algebra for Model Compression

In this section, we reformulate the concepts and problems regarding deep neural network (DNN) compression and natural language processing (NLP, probabilistic language modelling as a case study), in order to “compile” the matrix and tensor factorization under the same framework as generative language model compression - a framework built upon geometric algebra.

2.1. Parameter Space and Model Compression

A typical parametrization of neural networks [22, Section 3.3], which we will follow in our proposed taxonomy is as follows. Let $W = \{\mathbf{W}_1, \mathbf{W}_2, \dots, \mathbf{W}_l\}$ be the set of all weight matrices of a deep neural network model f , where l is the number of neural network layers. Denote by \mathbb{R} the set of real numbers, and n the parameter count of the model f , so that we have the upper bound of model parameter count $\text{sup}(f) = \sum_{i=1}^l |\mathbf{W}_i|$, $i = 1, 2, \dots, l$, where $|\mathbf{W}_i|$ stands for the number of elements of matrix \mathbf{W}_i and $\text{sup}(f)$ is the upper bound parameter count of deep neural network model f .

As a step forward from this parametrization, we decrease the layers (i.e. layer number) and dimensionality (i.e. the concept “matrices”) of the set W , flatten the elements of all the weight matrices into a vector \mathbf{v} , with a comma-delimited form $\mathbf{v} = (v_1, v_2, \dots, v_n)$. We can also represent \mathbf{v} with $\text{sup}(f)$ -dimensional unit vectors $\mathbf{e}_1 = (1, 0, 0, \dots, 0)$, $\mathbf{e}_2 = (0, 1, 0, \dots, 0)$, \dots , $\mathbf{e}_n = (0, 0, 0, \dots, 1)$, like $\mathbf{v} = v_1\mathbf{e}_1 + v_2\mathbf{e}_2 + \dots + v_n\mathbf{e}_n$. Here, $\{\mathbf{e}_1, \mathbf{e}_2, \dots, \mathbf{e}_n\}$ is a basis set of the vector space which contains \mathbf{v} , while $\{v_1, v_2, \dots, v_n\}$ is the set of real value coefficients of vector \mathbf{v} .

Denote by V a set that contains all possible linear combinations of $\{\mathbf{e}_1, \mathbf{e}_2, \dots, \mathbf{e}_n\}$ and $\{v_1, v_2, \dots, v_n\}$, and a vector space \mathbb{V} which is an algebra structure that contains vector set V and scalar multiplication and vector addition on set V . For simplicity, we use $\mathbb{V} \subseteq \mathbb{R}^n$ to denote a vector space that contains all vectors in \mathbb{R}^n , where \mathbb{R} is a set of real numbers. We shall now give the following definition of the model parameter vector and parameter space.

Definition 1 (Parameter Vector and Parameter Space). *Given a vector space $\mathbb{P} \subseteq \mathbb{R}^n$, a vector $\mathbf{v} \in \mathbb{P}$ is the parameter vector with a coefficient set $\{v_i | i = 1, \dots, n\}$. Then, \mathbb{P} is called the parameter space, and $s(\mathbf{v}) = \sum_{i=1}^n (\text{sgn}(v_i))^2$ is the parameter count of \mathbf{v} , where sgn is the sign function.*

Note that $s(\mathbf{v})$ is the number of the non-zero elements in W , $s(\mathbf{v}) \leq \text{sup}(f)$. If $s(\mathbf{v})$ is significantly smaller than $\text{sup}(f)$, we say the weight matrices of model f are sparse. A model compression technique called pruning, which reduces the size of a neural network by removing less important parameters (i.e. zeros or nearly zero) or weights, can be seen as removing the subvectors with zero coefficients in \mathbb{V} . However, a systematic implementation of this, like only saving the indices of the less important parameters is outside the scope of this paper.

Suppose there is another subset of V , denoted as \tilde{V} . The vector space built up on \tilde{V} is called the subspace of \mathbb{V} , and denoted as $\tilde{\mathbb{V}}$. Together with Def. 1, this now gives the following formal definition of deep neural network compression.

Definition 2 (Low-rank Neural Network Compression). *Let $\tilde{\mathbb{P}}$ be a subspace of \mathbb{P} , and $\exists \tilde{\mathbf{v}} \in \tilde{\mathbb{P}}, s(\tilde{\mathbf{v}}) < s(\mathbf{v})$. The mapping $g : \mathbb{P} \rightarrow \tilde{\mathbb{P}}$ for extracting such a subspace $\tilde{\mathbb{P}}$ is called low-rank neural network compression, where $\text{CR}(\mathbf{v}, \tilde{\mathbf{v}}) = \frac{s(\mathbf{v}) - s(\tilde{\mathbf{v}})}{s(\tilde{\mathbf{v}})}$ is the compression ratio function, while a compression instance with a given threshold η , which satisfies $\text{CR}(\mathbf{v}, \tilde{\mathbf{v}}) > \eta$, is called η -compression.*

The formalization in Def. 2 is rather general. Taking the notion of a *subspace* in a broad sense, the compression output - smaller matrices/tensors can be represented with the same unit vectors as the original weight matrices, and the shrunk parameters can be seen as the corresponding coefficients of these changes to 0. For example, the most straightforward approach for Def. 2 would be to break the original weight matrices into smaller matrices with SVD, Kronecker product [8, 9] or block-diagonal matrices [2, 23, 24]

2.2. Generative Language Modelling with Parameter Vector

For a more general language task description rather than case-by-case, we focus on the modelling process from [25], which is based on language modelling task and takes other language tasks as downstream tasks. For the more complex language tasks like reasoning in Sec. 4.1, we will give a higher-level geometric interpretation with current popular large language models.

Definition 3 (Generative Language Modelling). *Given a sequence of tokens (x_1, x_2, \dots, x_t) of length t , the goal of generative language modelling is to find a factorized joint probabilities $p(x_t) = \prod_{i=1}^t p(x_i | x_1, \dots, x_{t-1})$. Denote the token sequence (x_1, x_2, \dots, x_t) as a vector \mathbf{x} , the probability of token sequence \mathbf{x}_i of length i is*

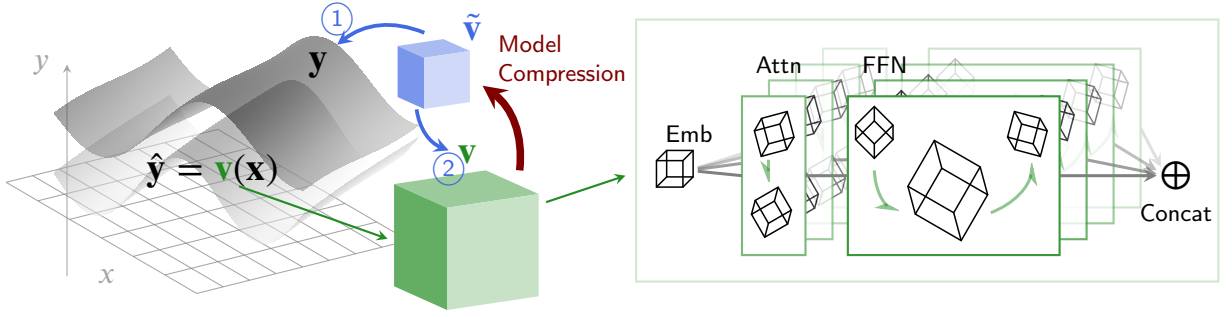
$$y = p(\mathbf{x}) = \prod_{i=1}^t p(\mathbf{x}_i | \mathbf{x}_{i-1}), \quad \mathbf{x}_i = (x_1, \dots, x_i, 0, \dots, 0). \quad (1)$$

For a given neural network model f and its parameter vector \mathbf{v} defined in Def. 1, denote by \mathbb{X} the input space of f , which contains the token sequences. Denote by \mathbb{Y} the output probability space of f and $\forall y \in \mathbb{Y}, y \in [0, 1]$. Given some loss function \mathcal{L} , we can obtain the loss of certain model prediction, $\hat{\mathbf{y}} = f(\mathbf{x})$, and the ground truth label, \mathbf{y} , as $\mathcal{L}(\hat{\mathbf{y}}, \mathbf{y})$. In this way, the learning objective for Def. 3 is $\min \mathcal{L}(\mathbf{y}, \hat{\mathbf{y}})$.

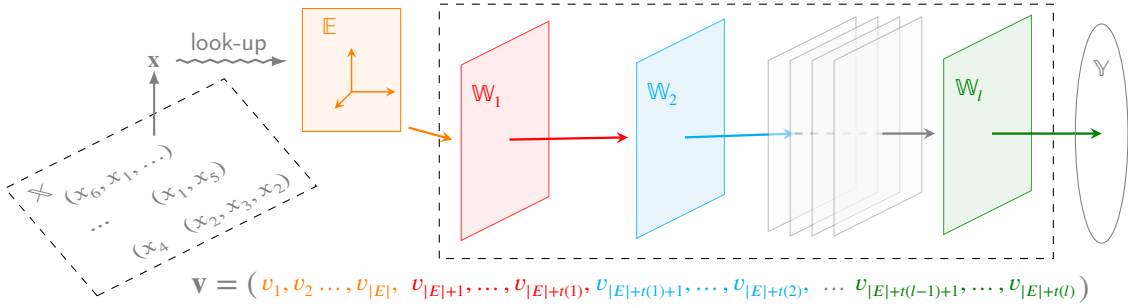
Informally, we can also represent the prediction as $\hat{\mathbf{y}} = \mathbf{v}(\mathbf{x})$, here $\mathbf{v}(\cdot)$ is a series of transformations defined by the vector \mathbf{v} . A vector space version of neural probabilistic language modelling [26] is shown in Fig. 2b and on the left side of Fig. 2a.

2.3. Generative Language Model Compression

Model compression is somewhat similar to data compression, that is, using fewer data/parameters to achieve similar performance or representation as the original ones. However, when the objective changes from data to a neural network model, the goals and evaluation metrics change. For data compression, the goal is to reduce the size of the original data, but retain the necessary information that can be effectively restored to the original data. However, for model



(a) Model compression (defined in Def. 6) in the context of the parameter vector, with a transformer structure as a case study. On the left side, the two optimization goals for model compression are ① accuracy ($\hat{\mathbf{y}} \rightarrow \mathbf{y}$ or optimize $\text{ACC}(\mathbf{y}, \hat{\mathbf{y}})$ in Def. 4), and ② fidelity ($\mathbf{v} \rightarrow \tilde{\mathbf{v}}$ in Def. 5). The right side is the transformer structure discussed in Sec. 2.5.



(b) Generative language modelling with a layerwise parameter vector; $t(\cdot)$ is the index indicator function of \mathbf{v} , $t(i) = \sum_{k=1}^i |\mathbf{W}_k|$.

Figure 2: Parametrization of generative neural networks in a vector space, and the process of model compression based on, taking a typical transformer [27] forwarding pass as case study.

compression, except restoring to the original model weights, we care more about the task accuracy of the neural network model that can be reserved. Thus, when talking about language model compression, our concerns from both data compression and model performance perspectives are as follows:

1. **Accuracy:** To what extent, after adopting the smaller matrices/tensors into the neural network models, the model can have a similar performance (e.g. modelling the data distribution) to that of the original model;
2. **Fidelity:** The extent to which the smaller matrices/tensors can be recovered to the original ones?

This leads us to the formal definition of these two model compression optimization goals: fidelity and accuracy.

Definition 4 (Accuracy). Given a loss function, \mathcal{L} (typically returns non-negative values), an input, \mathbf{x} , a label, \mathbf{y} and a parameter vector, \mathbf{v} , the accuracy of low-rank language model compression is given by

$$\text{ACC}(\mathbf{y}, \hat{\mathbf{y}}) = \frac{\sum_{i=1}^l \mathcal{L}(\mathbf{y}, \hat{\mathbf{y}})}{l}, \quad \hat{\mathbf{y}} = \mathbf{v}(\mathbf{x}) \quad (2)$$

Definition 5 (Fidelity). Assume that a low-rank model compression mapping, $g : \mathbb{P} \rightarrow \tilde{\mathbb{P}}$, has an inverse, $g^{-1} : \tilde{\mathbb{P}} \rightarrow \mathbb{P}$. Then, the fidelity function $\text{FDL}(\cdot)$ is defined as the Mean Absolute Error (MAE) of the original parameter vector \mathbf{v} and the reconstructed parameter vector $\hat{\mathbf{v}}$, and has the form

$$\text{FDL}(\mathbf{v}, \hat{\mathbf{v}}) = \frac{\sum_{i=1}^n |v_i - \hat{v}_i|}{n}, \quad \hat{\mathbf{v}} = g^{-1}(\tilde{\mathbf{v}}). \quad (3)$$

By considering Def. 1 to 5 together, we obtain an integrated formalization of generative language model compression as follows.

Definition 6 ($(\delta_1, \delta_2, \eta)$ - Language Model Compression). Consider an input domain, \mathbb{X} , output domain, \mathbb{Y} , and a loss function, \mathcal{L} , for language modelling. For a dataset $D = \{(\mathbf{x}, \mathbf{y}) | \mathbf{x} \in \mathbb{X}, \mathbf{y} \in \mathbb{Y}\}$, if the following conditions are satisfied, such a compression scheme is termed as a $(\delta_1, \delta_2, \eta)$ - Generative Language Model Compression:

1. $\forall (\mathbf{x}, \mathbf{y}) \in D, FDL(\mathbf{v}, \hat{\mathbf{v}}) < \delta_1 \wedge ACC(\mathbf{y}, \hat{\mathbf{y}}) < \delta_2$, where $\hat{\mathbf{y}} = \mathbf{v}(\mathbf{x})$;
2. for $g : \mathbf{v} \rightarrow \tilde{\mathbf{v}}$, compression ratio $CR(\mathbf{v}, \tilde{\mathbf{v}}) > \eta$.

From Def. 6, if we only focus on the accuracy of the compressed language model, $\delta_1 \rightarrow \infty$ (can be set as a large value in practice), the fidelity will be ignored during the optimization process. Similarly $\delta_2 \rightarrow \infty$ if only fidelity is required.

Fig. 2a provides an interpretation of Def. 6, taking language modelling task as an example. As addressed in Def. 3, language modelling uses a model $\mathbf{v} \in \mathbb{P}$, $\mathbb{P} \subseteq \mathbb{R}^n$ to approximate the distribution of \mathbf{y} , that is $\mathbf{v}(\mathbf{x}) \rightarrow \mathbf{y}$. Model compression aims to find a vector $\tilde{\mathbf{v}}$, which lies in a subspace of \mathbb{P} , such that $s(\tilde{\mathbf{v}}) < s(\mathbf{v})$. There are two criteria for the process $\mathbf{v} \rightarrow \tilde{\mathbf{v}}$: ① if $\tilde{\mathbf{v}}$ can well approximate \mathbf{y} , and ② is $\tilde{\mathbf{v}}$ can be well reconstructed to \mathbf{v} . Criterion ② is the same criteria as for data compression, criteria ①, however, indicates *language modelling is compression* [28].

2.4. Weight Matrices/Tensors Composed by Subspaces

2.4.1. Layerwise Parameterization

In Def. 1 and 2 we considered all the parameters of a model in one parameter vector for easing the problem definition. However, the current literature typically considers the factorization of each layer, that is, factorize weights for each layer, which is shown in Fig. 2b. Thus for the following sections, we discuss model compression layer by layer.

For a neural network model $f = f_1 \circ f_2 \circ \dots \circ f_l$, where l is the maximum layer index of model f , and \circ denotes function composition, by representing this form with parameter vectors in the parameter space \mathbb{P} , we have

$$\mathbf{y} = f(\mathbf{v}, \mathbf{x}) = f_l(\mathbf{v}_l, \dots, f_3(\mathbf{v}_3, f_2(\mathbf{v}_2, f_1(\mathbf{v}_1, \mathbf{x}))) \dots), \quad (4)$$

$$\mathbf{v} = \sum_{i=1}^l \mathbf{v}_i, \quad \mathbf{v}_1, \mathbf{v}_2, \dots, \mathbf{v}_l \in \mathbb{P}. \quad (5)$$

In Eq. (5), the summation for \mathbf{v}_i can also represent concatenation in neural networks, which we shall discuss in Sec. 2.5.2. If \mathbf{v}_i is expressed in a comma-delimited form, we can define a vector index function $\text{idx}(\mathbf{v}, i) = \sum_{j=1}^i s(\mathbf{v}_j)$, and its increment $\Delta \text{idx}(\mathbf{v}, i) = \text{idx}(\mathbf{v}, i) - \text{idx}(\mathbf{v}, i-1)$, to have

$$\mathbf{v}_i = (\underbrace{0, \dots, 0}_{\text{idx}(\mathbf{v}, i-1)}, \underbrace{v_{\text{idx}(\mathbf{v}, i-1)+1}, v_{\text{idx}(\mathbf{v}, i-1)+2}, \dots, v_{\text{idx}(\mathbf{v}, i)}}_{\Delta \text{idx}(\mathbf{v}, i)}, \underbrace{0, \dots, 0}_{\text{idx}(\mathbf{v}, l) - \text{idx}(\mathbf{v}, i)}). \quad (6)$$

2.4.2. Matrix and Tensor Composition

Now that we have \mathbf{v}_i as the parameter vector for the weight matrix of a concerned layer i , to form it into a matrix, denote by a $\mathbb{P}^{(i)}$ subspace whose basis set is same as $s(\mathbf{v}_i)$, and two other subspaces $\mathbb{P}_1^{(i)}, \mathbb{P}_2^{(i)} \subseteq \mathbb{P}^{(i)}$, $\mathbb{P}_1^{(i)} \oplus \mathbb{P}_2^{(i)} = \mathbb{P}^{(i)}$, where \oplus denotes direct sum, which means the union of basis sets of two subspaces and the formation of a new vector space on this basis set union. Recall \mathbf{v}_i is originally a weight matrix of layer i , \mathbf{v}_i can then be considered as a vector in \mathbb{P} which is composed by $\mathbb{P}_1^{(i)}$ and $\mathbb{P}_2^{(i)}$.

Then, the (j, k) th element of the matrix represented by \mathbf{v}_i is $v_j v_k$, with two unit vectors $\mathbf{e}_j \in \mathbb{P}_1^{(i)}$ and $\mathbf{e}_k \in \mathbb{P}_2^{(i)}$. When considering $\mathbb{P}_1^{(i)} \subseteq \mathbb{R}^m$ and $\mathbb{P}_2^{(i)} \subseteq \mathbb{R}^n$, the vector space $\mathbb{P}^{(i)}$ composed by $\mathbb{P}_1^{(i)}$ and $\mathbb{P}_2^{(i)}$ should be contained in $\mathbb{R}^{m \times n}$. This composition is mathematically represented as $\mathbb{P}_1^{(i)} \otimes \mathbb{P}_2^{(i)} \subseteq \mathbb{R}^{m \times n}$, where \otimes refers to direct product.

The above statement involves two linear operations: direct sum (\oplus) and direct product (\otimes), which result in vector spaces contained in \mathbb{R}^{m+n} and $\mathbb{R}^{m \times n}$, respectively. However, direct sum and direct product represent two different perspectives of the same process: the composition of a vector from two subspaces. As summarized in Tab. 1, direct sum is a kind of coordinate extension in the Cartesian coordinate system, with the represented range by the newly formed basis set in Euclidean space as a scalar multiplied as described by direct product. Since we have diminished the dimensionality in our parameterization in Def. 1, we use the vectors in the Cartesian coordinate system to address the composition afterwards. In this paper, to avoid any confusion, we use $\mathbb{P}_1 \times \mathbb{P}_2 \rightarrow \mathbb{P}$ to represent a vector space composition process from \mathbb{P}_1 and \mathbb{P}_2 to \mathbb{P} . During this process, the vector coordinate change is $\dim(\mathbb{P}_1 \times \mathbb{P}_2) = \dim(\mathbb{P}_1) + \dim(\mathbb{P}_2)$ and the represented range change by the vector is $\dim(\mathbb{P}_1 \times \mathbb{P}_2) = \dim(\mathbb{P}_1)\dim(\mathbb{P}_2)$, where $\dim(\cdot)$ is the vector coordinate length (vector dimension) of a vector space.

Operation	Dimension change	Geometric meaning	Order change	Occurrence in this paper
Direct Sum	$\mathbb{R}^m \times \mathbb{R}^n \rightarrow \mathbb{R}^{m+n}$	Coordinate/dimension extension of vectors	0	Def. 7 and 8 Fig. 3c and Eq. (6)
Direct Product = Tensor Product	$\mathbb{R}^m \times \mathbb{R}^n \rightarrow \mathbb{R}^{m \times n}$	Order extension of vectors, or representative range expansion of vector space	+1	Def. 7 and 8 Fig. 3a and 3b Eq. (12) and Theorem. 2
Flatten	$\text{vec}(\mathbb{R}^{m \times n}) \rightarrow \mathbb{R}^{mn}$	Hypercube volume / calculus of dimensions	-1	Theorem. 1 and 2 Eq. (12)

Table 1

Operations on subspaces (i.e. composition or decomposition) in the Euclidean space. In the context of the Cartesian coordinate system, direct sum and direct product result in the same vector space, though direct sum emphasises vector coordinates and direct product emphasises the vector order and dimension. In the following text, we use \times between vector spaces (and the vectors in these vector spaces) to represent a composed vector space (a vector formed by the other two vectors), and \otimes only refers to the Kronecker product. In Sec. 3, when we use a vector to represent tensors, tensor product (and even tensor contraction) is prevalent with the direct product.

Definition 7 (Matrix Composition in Euclidean Space). *A matrix $\mathbf{C} \in \mathbb{R}^{m \times n}$ can be represented with two orthogonal*

vectors \mathbf{a}, \mathbf{b} in a vector space $\mathbb{P} = \mathbb{R}^{m+n}$, with $\mathbf{a} = (a_1, a_2, \dots, a_m, \underbrace{0, \dots, 0}_n)$, $\mathbf{b} = (\underbrace{0, \dots, 0}_m, b_1, b_2, \dots, b_n)$. Therefore, the (i, j) th element of \mathbf{C} is $c_{i,j} = a_i b_{n+j}$, where $i, j < m + n$. By reducing the numbers of the elements as $1 \leq i \leq n$ and $1 + n \leq j \leq m + n$, we obtain the final matrix representation as:

$$\mathbf{C} = \mathbf{a} \times \mathbf{b} = \begin{bmatrix} a_1 b_1 & a_1 b_2 & \dots & a_1 b_n \\ a_2 b_1 & a_2 b_2 & \dots & a_2 b_n \\ \vdots & \vdots & \ddots & \vdots \\ a_m b_1 & a_m b_2 & \dots & a_m b_n \end{bmatrix} \in \mathbb{R}^{m \times n} \quad (7)$$

We use two $(m + n)$ -dimensional vectors \mathbf{a} and \mathbf{b} to represent a matrix $\mathbf{C} \in \mathbb{R}^{m \times n}$ in Def. 7. An attractive property for this kind of representation is that \mathbf{a} and \mathbf{b} are in the same subspace, \mathbb{R}^{m+n} , which has fewer dimensions than $\mathbb{R}^{m \times n}$. In doing this, we can describe their interactions in the whole parameter space \mathbb{P} and interpret common language model modules in Sec. 2.5, which we cannot achieve when putting two vectors in disjoint subspaces \mathbb{R}^m and \mathbb{R}^n .

The geometric intuition of matrix composition is visualized in Fig. 3a. Suppose \mathbb{P} has a basis set $(\mathbf{v}_1, \mathbf{v}_2, \dots, \mathbf{v}_m, \mathbf{w}_1, \mathbf{w}_2, \dots, \mathbf{w}_n)$, so that $\mathbf{a} = \sum_{i=1}^m a_i \mathbf{v}_i$ and $\mathbf{b} = \sum_{i=1}^n b_i \mathbf{w}_i$. The subspace \mathbb{P}_1 is defined with the base $(\mathbf{v}_1, \mathbf{v}_2, \dots, \mathbf{v}_m)$, and subspace \mathbb{P}_2 is defined with the base $(\mathbf{w}_1, \mathbf{w}_2, \dots, \mathbf{w}_n)$, thus $\mathbf{a} \in \mathbb{P}_1$ and $\mathbf{b} \in \mathbb{P}_2$. Denote a linear transformation $\mathbf{C} : \mathbb{P}_1 \rightarrow \mathbb{P}_2$, such that $\mathbf{C}\mathbf{v}_i = \sum_{j=1}^n c_{ij} \mathbf{w}_j$. Here, matrix \mathbf{C} acts like a dictionary mapping any vector from \mathbb{P}_1 to a certain vector in \mathbb{P}_2 . During this linear transformation, vector \mathbf{a} is the original operand, and vector \mathbf{b} defines the actual transformation \mathbf{C} , or in other words, operation.

Remark 1. *Matrix composition defined in Def. 7 can be seen as a process of transforming a vector $\mathbf{a} \in \mathbb{P}_1$ into another vector $\mathbf{c} \in \mathbb{P}_2$, where the transformation is defined by \mathbf{b} . Inversely, there exists a linear transformation $\mathbf{C}^T : \mathbb{P}_2 \rightarrow \mathbb{P}_1$, with a mapping matrix as \mathbf{C}^T .*

The procedure of defining the matrix with two subspaces in Def. 7 can be easily extended to tensors.

Definition 8 (Tensor Composition in Euclidean Space). *An n -order tensor $\mathcal{A} \in \mathbb{R}^{d_1 \times d_2 \times \dots \times d_n}$ can be represented*

as the n orthogonal vectors $\mathbf{v} = (v_1, v_2, \dots, v_{\underbrace{d_1}_{\sum_{i=2}^n d_i}}, \underbrace{0, \dots, 0}_{d_1})$, $\mathbf{w} = (\underbrace{0, \dots, 0}_{d_1}, \underbrace{w_1, w_2, \dots, w_{d_2}}_{d_1}, \underbrace{0, \dots, 0}_{\sum_{i=3}^n d_i})$, \dots , $\mathbf{u} = (\underbrace{0, \dots, 0}_{\sum_{i=1}^{n-1} d_i}, \underbrace{u_1, u_2, \dots, u_{d_n}}_{\sum_{i=1}^{n-1} d_i})$, where its (x, y, \dots, z) th entry is $\mathcal{A}[x, y, \dots, z] = \underbrace{v_x w_{y+d_1} \dots u_{z+\sum_{i=1}^{n-1} d_i}}_{n \text{ elements}}$. Here, $\mathbf{v} \in \mathbb{P}_1 \subset \mathbb{R}^{d_1}$, $\mathbf{w} \in \mathbb{P}_2 \subset \mathbb{R}^{d_2}$, \dots , $\mathbf{u} \in \mathbb{P}_n \subset \mathbb{R}^{d_n}$.

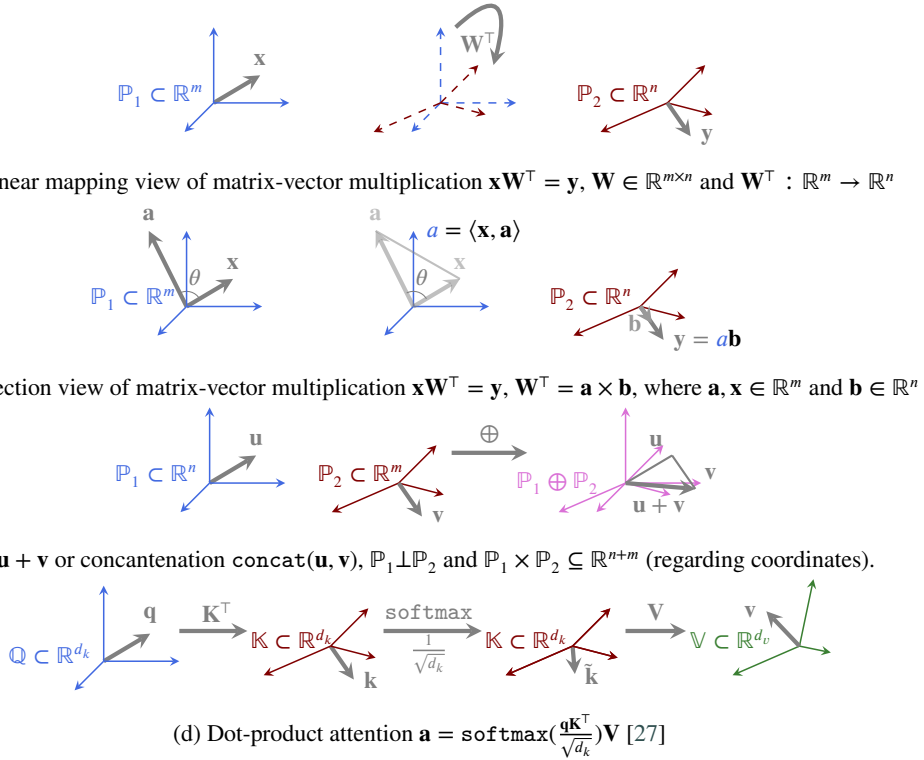


Figure 3: Typical geometric transformations in transformer models.

In Def. 8, there are n subspaces, and these subspaces construct an n -order tensor. The parameter space $\mathbb{P} \in \mathbb{R}^{d_1+d_2+\dots+d_n}$ can therefore represent tensors in $\mathbb{R}^{d_1 \times d_2 \times \dots \times d_n}$.

2.5. Interpretation of Transformer Modules with Subspaces

In this section, we give the geometric interpretation of common transformer modules, given in Def. 7 and 8, and graphically illustrated in Fig. 2a. Transformer structure typically maps the outputs of embedding layers to a subspace of similar dimension, subsequently maps the output features from the attention layer to a higher dimensional latent subspace (graphically represented by bigger cubes), and finally to lower dimensional subspace (graphically represented by smaller cubes). For a multi-head transformer structure, this sequential mapping is executed multiple times in parallel, which is graphically represented as replicated groups of “Attn”(attention layer) and “FNN”(feed-forward layer) modules.

2.5.1. Linear Layer (the only parametric part of feed-forward layer)

A linear layer, also called a fully connected layer, dense layer, or affine layer, is the only component having weights in the feed-forward layer. Its output, $\mathbf{y} \in \mathbb{R}^n$, and input, $\mathbf{x} \in \mathbb{R}^m$, satisfy

$$\mathbf{y} = \mathbf{x}\mathbf{W}^T + \mathbf{c}, \quad (8)$$

where $\mathbf{W} \in \mathbb{R}^{n \times m}$ is the weight matrix, and $\mathbf{c} \in \mathbb{R}^n$ is the bias. For simplicity, we only discuss the weight matrix rather than weight tensors here.

The forward pass of the linear layer represents basically matrix multiplication or vector-matrix multiplication; these two are treated as equivalent in this paper. A common geometric interpretation of such process is shown in Fig. 3a, where the vector-matrix multiplication between vector \mathbf{x} and matrix \mathbf{W}^T can be seen as the vector \mathbf{x} being projected from the original subspace \mathbb{P}_1 to another subspace \mathbb{P}_2 , where $\mathbb{P}_1, \mathbb{P}_2 \subset \mathbb{P}$.

However, based on the matrix composition defined in Def. 7, such transformation can be interpreted as two operations shown in Fig. 3b: ① $\mathbf{x}, \mathbf{a} \in \mathbb{P}_1$, $\langle \mathbf{x}, \mathbf{a} \rangle \rightarrow a \in \mathbb{R}$, ② $\mathbf{a}\mathbf{b}, \mathbf{b} \in \mathbb{P}_2$, where $\langle \cdot, \cdot \rangle$ is inner product (projection product in sense of geometry), and \mathbf{a} and \mathbf{b} are the vectors composing weight matrix \mathbf{W}^T .

2.5.2. Concatenation

Concatenation in the context of generative language models usually occurs when merging the outputs of the transformer heads (i.e. numeric vectors) by simply append the outputs one-by-one. Since there are no arithmetic interactions among the elements in these vectors, this process can be seen as the merge of two orthogonal subspaces with two disjoint basis sets. This merging can be easily implemented via a construct a larger subspace $\mathbb{P}_3 = \mathbb{P}_1 \times \mathbb{P}_2$, as shown in Fig. 3c.

2.5.3. Attention Layer

Attention layers are the core functional modules in the transformer-based language models. Take the original transformer architecture [27] as an example, the main mathematical expressions of the attention and head (a module of the neural network) is as following

$$\text{attn}(\mathbf{q}, \mathbf{K}, \mathbf{V}) = \text{softmax} \frac{\mathbf{q}\mathbf{K}^\top}{\sqrt{d_k}} \mathbf{V}, \quad (9)$$

where \mathbf{q} a the query vector, \mathbf{K} and \mathbf{V} are respectively the key and value matrices, and d_k is the dimension of \mathbf{q} . This transformation process can be geometrically interpreted as in Fig. 3d. The query \mathbf{q} is first projected into the subspace \mathbb{K} , which represents keys. Then, the resulting vector \mathbf{k} is normalized via softmax and the coefficient $\frac{1}{\sqrt{d_k}}$ in the same subspace \mathbb{K} , to become another vector $\tilde{\mathbf{k}}$. Finally, the normalized vector, $\tilde{\mathbf{k}}$, is projected to the value subspace, \mathbb{V} .

Therefore, the attention layer is a series of linear transformations within three subspaces: query subspace \mathbb{Q} , key subspace \mathbb{K} and value subspace \mathbb{V} , and its ultimate goal is to mapping a query vector to a value, and this value is named "attention". Or in other word, the attention layer is a series of two projections, project a single query \mathbf{q} to a value.

3. Matrix and Tensor Factorization from a Subspace Composition View

In this section, we provide the specific details of the relevant methodologies - matrix and tensor factorization. All the descriptions will be based on the matrix composition in Def. 7 or tensor composition in Def. 8. However, before discussing factorizations in detail, we should clarify typical products from subspace, so as to avoid confusion. Some of these products are summarized in Tab. 1.

3.1. Common Operations on Subspaces

We have discussed the operations on subspaces in Tab. 1. In this section, we provide more clarification on this in light of matrix factorization (Sec. 3.2) and tensor factorization (Sec. 3.3).

3.1.1. Cartesian Product and Tensor Product on 1-order Subspaces

Taking a vector space $\mathbb{V} \subseteq \mathbb{R}^{d_1 \times d_2 \times \dots \times d_n}$ as an example, it is an n -order vector space constructed by n 1-order subspaces $\mathbb{V}_1 \subseteq \mathbb{R}^{d_1}$, $\mathbb{V}_2 \subseteq \mathbb{R}^{d_2}$, ..., $\mathbb{V}_n \subseteq \mathbb{R}^{d_n}$. The basis set of \mathbb{V} is \mathcal{V} , $\mathcal{V} = \mathcal{V}_1 \times \mathcal{V}_2 \times \dots \times \mathcal{V}_n$, where \mathcal{V}_i is the basis of \mathbb{V}_i , $|\mathcal{V}_i| = \dim(\mathbb{V}_i) = d_i$. Similar to what we discussed in Sec. 2.4, we use the notation $\mathbb{V}_1 \times \mathbb{V}_2 \times \dots \times \mathbb{V}_n = \mathbb{V}$ to represent the process of constructing a new vector space \mathbb{V} upon $\mathbb{V}_1, \mathbb{V}_2, \dots, \mathbb{V}_n$. This process is officially called *Cartesian product*, which means any vector $\mathbf{v} \in \mathbb{V}$ can be represented as a linear combination of the orthonormal vectors in \mathcal{V} . Specifically for Eq. (6), $\mathbf{v} = (v_1^{(1)}, v_2^{(1)}, \dots, v_{d_1}^{(1)}, v_1^{(2)}, v_2^{(2)}, \dots, v_{d_2}^{(2)}, \dots, v_1^{(n)}, v_2^{(n)}, \dots, v_{d_n}^{(n)})$, where the length of the vector representation is $|\mathcal{V}| = \dim(\mathbb{V}) = \sum_{i=1}^n d_i$, so that the representation range of the vector \mathbf{v} grows to $\prod_{i=1}^n d_i$.

Tensor product is a widely used term for such dimension increase caused by "order concatenation", whose operands are order-1 vectors, or in other words, vectors in order-1 subspaces. Obviously, direct product of subspaces in Tab. 1 is a generalized version of the tensor product, and in the following texts we refer to both cases as "product" with notation \times .

3.1.2. Product and Contraction on n -order Subspaces

Similar to \mathbb{V} in Sec. 3.1.1, suppose there is another order- m vector space $\mathbb{W} \subseteq \mathbb{R}^{h_1 \times h_2 \times \dots \times h_m}$ consists of subspaces $\mathbb{W}_1 \subseteq \mathbb{R}^{h_1}$, $\mathbb{W}_2 \subseteq \mathbb{R}^{h_2}$, ..., $\mathbb{W}_m \subseteq \mathbb{R}^{h_m}$, with a basis $\mathcal{W} = \mathcal{W}_1 \times \mathcal{W}_2 \times \dots \times \mathcal{W}_m$. $\mathcal{W} \cap \mathcal{V} = \emptyset$. Then, the tensor product of \mathbb{V} and \mathbb{W} is the same as order-1 tensor product in Sec. 3.1.1, such that $\mathbb{V} \times \mathbb{W} = \mathbb{V}_1 \times \dots \times \mathbb{V}_n \times \mathbb{W}_1 \times \dots \times \mathbb{W}_m$, with a basis set $(\mathcal{V} \times \mathcal{W}) = \mathcal{V}_1 \times \dots \times \mathcal{V}_n \times \mathcal{W}_1 \times \dots \times \mathcal{W}_m$.

Contraction can be seen as a general version of tensor product. For the vector spaces \mathbb{V} and \mathbb{W} , suppose $|\mathcal{V}_i| = |\mathcal{W}_j|$. Then, the mode- (i, j) contraction of \mathbb{V} and \mathbb{W} yields $\mathbb{V}_1 \times \dots \times \mathbb{V}_{i-1} \times \mathbb{V}_{i+1} \times \dots \times \mathbb{V}_n \times \mathbb{W}_1 \times \dots \times \mathbb{W}_{j-1} \times \mathbb{W}_{j+1} \times \dots \times \mathbb{W}_m$.

In short, contraction “absorbs” the common subspaces shared by \mathbb{V} and \mathbb{W} . Then we have the cardinality of the basis set after tensor product/contraction of \mathbb{V} and \mathbb{W} is

$$|\mathcal{V} \times \mathcal{W}| = |\mathcal{V} \cup \mathcal{W}| - |\mathcal{V} \cap \mathcal{W}| = \begin{cases} |\mathcal{V}| + |\mathcal{W}|, & \mathcal{V} \cap \mathcal{W} = \emptyset, \text{ tensor product,} \\ |\mathcal{V}| + |\mathcal{W}| - 2|\mathcal{V} \cap \mathcal{W}|, & \mathcal{V} \cap \mathcal{W} \neq \emptyset, \text{ tensor contraction.} \end{cases} \quad (10)$$

3.2. Matrix Factorization

Among different matrix factorization algorithms in this section, we only consider Singular Value Decomposition (SVD) and Kronecker Product.

3.2.1. Singular Value Decomposition(SVD) and Matrix (Cayley) Multiplication

We refer to the following representation from [29, page 275, 277] for a clear interpretation of SVD via subspaces.

Theorem 1 (Singular Value Decomposition [29]). *Suppose an invertible linear transformation $T : \mathbb{P}_1 \rightarrow \mathbb{P}_2$, and $\mathbf{v} = v_1\mathbf{v}_1 + v_2\mathbf{v}_2 + \dots + v_m\mathbf{v}_m$, $\mathbf{v} \in \mathbb{P}_1$, $\mathbf{w} = w_1\mathbf{w}_1 + w_2\mathbf{w}_2 + \dots + w_m\mathbf{w}_m$, $\mathbf{w} \in \mathbb{P}_2$. Then, we have*

$$\mathbf{T}\mathbf{v} = \mathbf{v}\mathbf{T}^\top = \sum_{i=1}^m s_i v_i \mathbf{w}_i, \quad (11)$$

for every $\mathbf{v} \in \mathbb{P}_1$ and $\mathbf{w} \in \mathbb{P}_2$.

In Theorem. 1, \mathbf{v}_i and \mathbf{w}_i are unit vectors in \mathbb{P}_1 and \mathbb{P}_2 respectively, and s_1, s_2, \dots, s_m are the singular values of \mathbf{T} . In this way, the linear transformation of \mathbf{v} from \mathbb{P}_1 to \mathbb{P}_2 can be represented with m orthogonal vectors in \mathbb{P}_2 . The geometric illustration is exactly the same as that in Fig. 3b, where $\langle \mathbf{x}, \mathbf{a} \rangle \rightarrow a$, $\mathbf{x}\mathbf{W}^\top = \mathbf{a}\mathbf{b}$ changes to $\langle \mathbf{v}, \mathbf{v}_i \rangle \rightarrow v_i$, $\mathbf{v}_i\mathbf{T}^\top = s_i\mathbf{w}_i \Rightarrow \mathbf{v}\mathbf{T}^\top = \sum_{i=1}^m v_i(s_i\mathbf{w}_i)$.

We can observe in Eq. (11) for i -axis in \mathbb{P}_2 , singular values s_i are the part of the coefficients of the unit vectors \mathbf{w}_i . If \mathbf{w}_i is small enough, we can ignore this orthogonal vector $s_i v_i \mathbf{w}_i$. If we ignore $(m - k)$ orthogonal vectors in Eq. (11), we can further reduce the representation of result vector in \mathbb{P}_2 from m dimension to k dimension. This elimination process is also called *Truncated SVD*, as described in Theorem. 2.

Theorem 2 (Truncated SVD and Matrix (Cayley) Multiplication [29]). *Given rank r , Truncated SVD for a linear transformation \mathbf{T} is given by $\mathbf{T}\mathbf{v}_i = s_i v_i \mathbf{w}_i$, $i = 1, 2, \dots, r$. Suppose $\mathbf{v}_i \in \mathbb{R}^m$ and $\mathbf{w}_i \in \mathbb{R}^n$, and denote $\mathbf{V}_r = (\mathbf{v}_1, \mathbf{v}_2, \dots, \mathbf{v}_r) \in \mathbb{R}^{m \times r}$ and $\mathbf{W}_r = (s_1 v_1 \mathbf{w}_1, s_2 v_2 \mathbf{w}_2, \dots, s_r v_r \mathbf{w}_r) \in \mathbb{R}^{n \times r}$, so $\mathbf{T}\mathbf{V}_r = \mathbf{W}_r \Rightarrow \mathbf{T} = \mathbf{W}_r \mathbf{V}_r^*$ is a matrix multiplication form of \mathbf{T} , where \mathbf{V}_r^* is the conjugate transpose of \mathbf{V}_r .*

3.2.2. Kronecker Product

Until now, we have assumed that all the subspaces are equivalent in the composition of a matrix or tensor. However, there should be some cases where some subspaces work on top the another, or in other words, cases of hierarchies. The Kronecker product is such a case, where all the elements of the first operands are scalar multiplied by the second operand, as shown in Fig. 4b. For two matrices $\mathbf{A} \in \mathbb{R}^{m \times n}$ and $\mathbf{B} \in \mathbb{R}^{p \times q}$, is the Kronecker product of \mathbf{A} and \mathbf{B} is

$$\mathbf{A} \otimes \mathbf{B} = \begin{bmatrix} a_{11}\mathbf{B} & \dots & a_{1n}\mathbf{B} \\ \vdots & \ddots & \vdots \\ a_{m1}\mathbf{B} & \dots & a_{mn}\mathbf{B} \end{bmatrix} \in \mathbb{R}^{mp \times nq}. \quad (12)$$

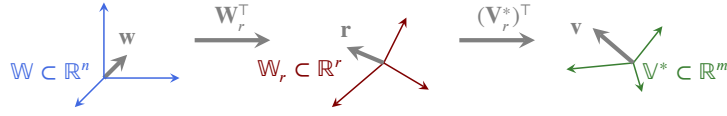
From the matrix composition perspective (Def. 7), suppose $\mathbf{A} = \mathbf{v} \times \mathbf{w}$, $\mathbf{B} = \mathbf{e} \times \mathbf{f}$, then (i, j) th element of $\mathbf{A} \otimes \mathbf{B}$ is given by

$$(\mathbf{A} \otimes \mathbf{B})_{i,j} = a_{[i/p],[j/q]} b_{(i-1)\%p+1,(j-1)\%q+1} = v_{[i/p]} w_{[j/q]} \left(e_{(i-1)\%p+1} f_{(j-1)\%q+1} \right), \quad (13)$$

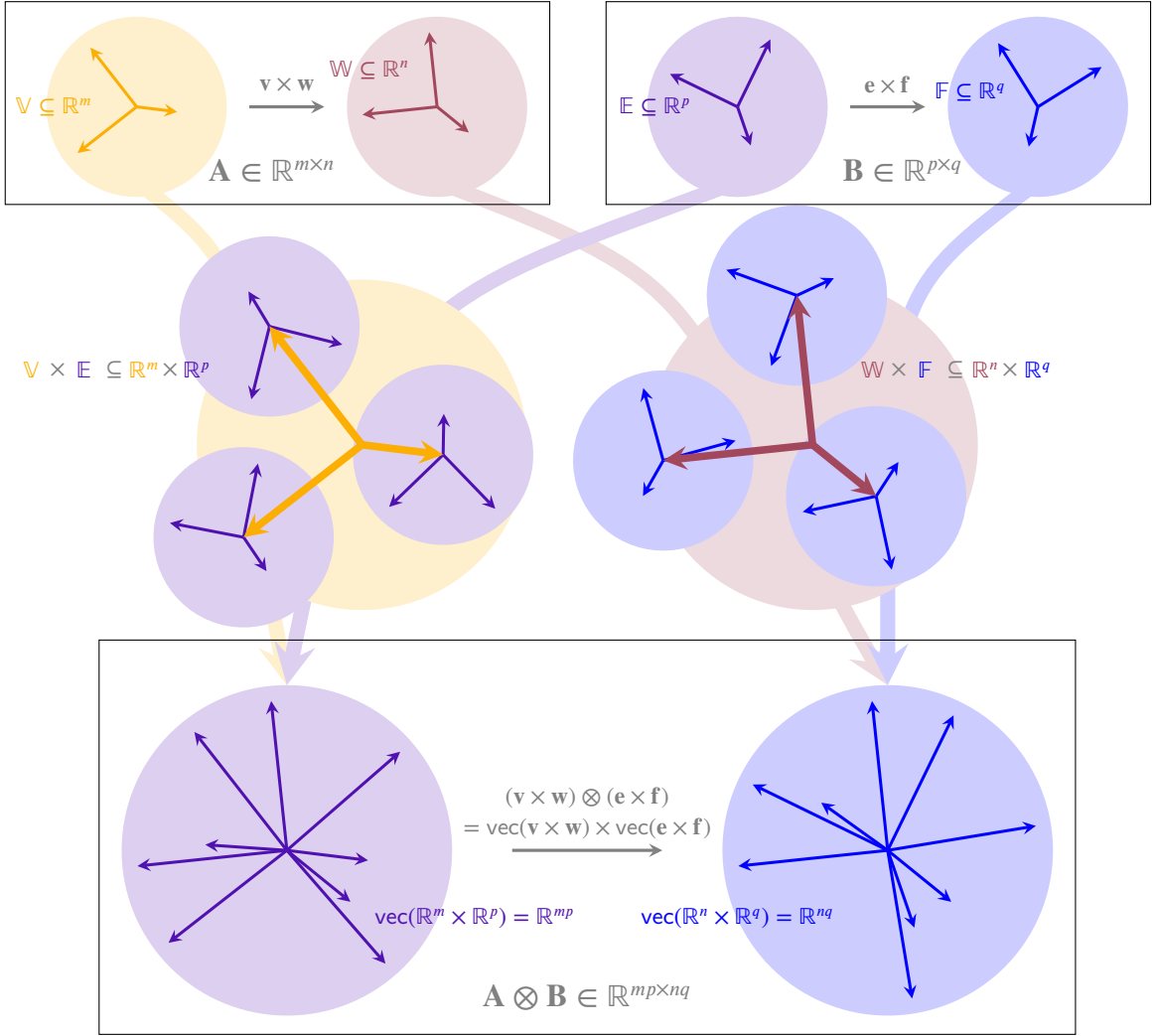
where $\%$ denotes the remainder when dividing. Moreover, its representation with four vectors $\mathbf{v} \in \mathbb{V}$, $\mathbf{w} \in \mathbb{W}$, $\mathbf{e} \in \mathbb{E}$ and $\mathbf{f} \in \mathbb{F}$ is

$$\mathbf{A} \otimes \mathbf{B} = \text{vec}(\mathbf{v} \times \mathbf{e}) \times \text{vec}(\mathbf{w} \times \mathbf{f}). \quad (14)$$

Fig. 4b illustrates the hierarchy of the Kronecker product, where \mathbf{e} and \mathbf{f} can be seen as the replicated child nodes of \mathbf{v} and \mathbf{w} , respectively. The final result is composed of flattened “child nodes”, however, all “child nodes” are globally organized by “parent nodes” \mathbf{v} and \mathbf{w} .



(a) Matrix (Cayley) multiplication $W_r V_r^* : \mathbb{R}^n \rightarrow \mathbb{R}^r \rightarrow \mathbb{R}^m$ in Theorem. 2, where $W_r \in \mathbb{R}^{n \times r}$ and $V_r^* \in \mathbb{R}^{r \times m}$



(b) Kronecker product $\mathbf{A} \otimes \mathbf{B} : \mathbb{R}^{m \times n} \rightarrow \mathbb{R}^{mp \times nq}$. The matrix \mathbf{A} and \mathbf{B} are composed according to Def. 7. That is, the first matrix, \mathbf{A} , is composed as $\mathbf{A} = \mathbf{v} \times \mathbf{w}$, and the second matrix, \mathbf{B} is composed as $\mathbf{B} = \mathbf{e} \times \mathbf{f}$. The two vectors that compose matrix \mathbf{A} serve as “parent nodes” and the two vectors that compose matrix \mathbf{B} serve as “child nodes”. The final results of Kronecker products $\mathbf{A} \otimes \mathbf{B}$ is the composition of all the “child nodes”. Here, the four vectors $\mathbf{v} \in \mathbb{R}^m$, $\mathbf{w} \in \mathbb{R}^n$, $\mathbf{e} \in \mathbb{R}^p$ and $\mathbf{f} \in \mathbb{R}^q$.

Figure 4: Matrix (Cayley) multiplication and Kronecker product.

3.2.3. Block-diagonal Matrices

Block-diagonal matrices are blocks on the matrix diagonal while the rest elements are zeros. A remarkable example of such kind of matrices for model compression is butterfly matrix [2, 23, 24, 30], which can represent a matrix \mathbf{C} with Eq. (7) as Eq. (15), where $\mathbf{C}_1 \in \mathbb{R}^{m \times m}$ and $\mathbf{C}_2 \in \mathbb{R}^{n \times n}$, \mathbf{P} is a permutation matrix, and \mathbf{D} is a butterfly factor [24] to yield

$$\mathbf{C}^T = \begin{bmatrix} \mathbf{D}_1 & \mathbf{D}_2 \\ \mathbf{D}_3 & \mathbf{D}_4 \end{bmatrix} \begin{bmatrix} \mathbf{C}_1 & 0 \\ 0 & \mathbf{C}_2 \end{bmatrix} \mathbf{P}. \quad (15)$$

According to Def. 7, $\begin{bmatrix} \mathbf{C}_1 & 0 \\ 0 & \mathbf{C}_2 \end{bmatrix} = \begin{bmatrix} \mathbf{C}_1 & 0 \\ 0 & 0 \end{bmatrix} + \begin{bmatrix} 0 & 0 \\ 0 & \mathbf{C}_2 \end{bmatrix}$ can be seen as the vector addition between two vec-

tors $\mathbf{c}_1, \mathbf{c}_2 \in \mathbb{R}^{(m+n) \times (m+n)}$. In Sec. 2.1, we show that \mathbf{c}_1 and \mathbf{c}_2 are composed by $\mathbf{a}_1 = (a_1, a_2, \dots, a_m, \overbrace{0, \dots, 0}^{m+2n})$ and $\mathbf{b}_1 = (\overbrace{0, \dots, 0}^m, b_1, b_2, \dots, b_m, \overbrace{0, \dots, 0}^{2n})$, $\mathbf{a}_2 = (\overbrace{0, \dots, 0}^{2m}, a_{m+1}, a_{m+2}, \dots, a_{m+n}, \overbrace{0, \dots, 0}^n)$ and $\mathbf{b}_2 = (\overbrace{0, \dots, 0}^{2m+n}, \overbrace{b_{m+1}, b_{m+2}, \dots, b_{m+n}}^n)$ in a unified vector space $\mathbb{V} \subseteq \mathbb{R}^{2m+2n}$. This process can be further interpreted as the composition in two different subspaces $\mathbb{V}_1 \subseteq \mathbb{R}^{m \times m}$ and $\mathbb{V}_2 \subseteq \mathbb{R}^{n \times n}$, and $\mathbb{V} = \mathbb{V}_1 \times \mathbb{V}_2$ (regarding coordinates), with $\mathbf{a}_1, \mathbf{b}_1 \in \mathbb{V}_1$ and $\mathbf{a}_2, \mathbf{b}_2 \in \mathbb{V}_2$.

There may be transformations in \mathbb{V}_1 and \mathbb{V}_2 separately, which implies that in hardware the two processes can run in parallel. Then, the vectors $\mathbf{a}_1, \mathbf{b}_1$ and $\mathbf{a}_2, \mathbf{b}_2$ in two subspaces \mathbb{V}_1 and \mathbb{V}_2 are merged together and go through a transformation defined by \mathbf{D} .

Eq. (15) can be further expanded as

$$\mathbf{C}^T = \left[\begin{array}{cc|cc} d_{1,1} & & d_{2,1} & \\ & \ddots & & \\ & & d_{1,m} & \\ \hline d_{3,1} & & d_{4,1} & \\ & \ddots & & \\ & & d_{3,m} & \\ & & & d_{4,b} \end{array} \right] \left[\begin{array}{ccc|ccc} a_1 b_1 & \dots & a_m b_1 & & & \\ \vdots & \ddots & \vdots & & & 0 \\ a_1 b_m & \dots & a_m b_m & & & \\ \hline & & & 0 & a_{m+1} b_{m+1} & \dots & a_{m+n} b_{m+1} \\ & & & & \vdots & \ddots & \vdots \\ & & & & a_{m+1} b_{m+n} & \dots & a_{m+n} b_{m+n} \end{array} \right] \in \mathbb{R}^{(n+m) \times (n+m)}. \quad (16)$$

According to [24], the left matrix in Sec. 3.2.3 can be recursively factorized into smaller diagonal matrices, which finally results in a set of 2×2 diagonal matrices. These 2×2 diagonal matrices can be seen as 1-dimensional vectors in order-1 vector space, or equivalently, as scalars with index information in the parameter vector. The multiplication of such scalars and \mathbf{C}_1 and \mathbf{C}_2 can be seen as scaling in different subspaces. Herein, block-diagonal matrices can be geometrically interpreted as separate scalar scaling in smaller subspaces, and its following merge across these subspaces with concatenation.

3.3. Tensor Factorization

Compared with matrix factorizations in Sec. 3.2, tensor factorizations are a bit more complex (but fortunately not too much), since there are more than two subspaces, and every two subspaces have interactions like in Theorem. 1 and 2. All the interactions are not outside those in Tab. 1, which makes the various tensor factorization orchestrated in the same style. The three tensor factorization formats we discuss in this section are the CP, Tucker and Tensor-Train. We later summarize that their forms represent roughly vector addition in the same subspace, dimension adjust intra subspace, and subspace order expansion.

3.3.1. CANDE-COMP/PARAFAC (CP) Format

The CP format represents a tensor with a sum of tensor product of vectors [31]. For a order- n tensor, $\mathcal{A} \in \mathbb{R}^{d_1 \times d_2 \times \dots \times d_n}$, we have $\mathcal{A} = \sum_{i=1}^r \mathbf{a}_i$, $\mathbf{a}_i = \overbrace{\mathbf{v}_i \otimes \mathbf{u}_i \otimes \dots \otimes \mathbf{w}_i}^{n \text{ vectors}}$, where r is the tensor rank and $\mathbf{v}_i \in \mathbb{R}^{d_1}$, $\mathbf{u}_i \in \mathbb{R}^{d_2}$, ..., $\mathbf{w}_i \in \mathbb{R}^{d_n}$. We can easily convert this tensor format to a vector in $\mathbb{R}^{d_1 \times d_2 \times \dots \times d_n}$ as

$$\mathbf{a} = \sum_{i=1}^r \mathbf{a}^{(i)}, \quad \mathbf{a}^{(i)} = \mathbf{a}_1^{(i)} \times \mathbf{a}_2^{(i)} \times \dots \times \mathbf{a}_n^{(i)}. \quad (17)$$

Such a format is an addition form of r n -order tensors. All these order- n tensors (represented as dark green individual vectors in Fig. 5a), are in the same subspace, as well as the resulting tensor \mathcal{A} (represented as the final red vector in Fig. 5a).

3.3.2. Tucker Format

For a order- n tensor $\mathcal{A} \in \mathbb{R}^{d_1 \times d_2 \times \dots \times d_n}$, its Tucker format is $\mathcal{A} = \mathcal{G} \times_1 \mathbf{M}_1 \times_2 \dots \times_n \mathbf{M}_n$, where $\mathcal{G} \in \mathbb{R}^{l_1 \times l_2 \times \dots \times l_n}$ is a n -order tensor and matrix $\mathbf{M}_i \in \mathbb{R}^{h_i \times d_i}$ ($i = 1, 2, \dots, n$). Matrices \mathbf{M}_i can be seen as a general linear

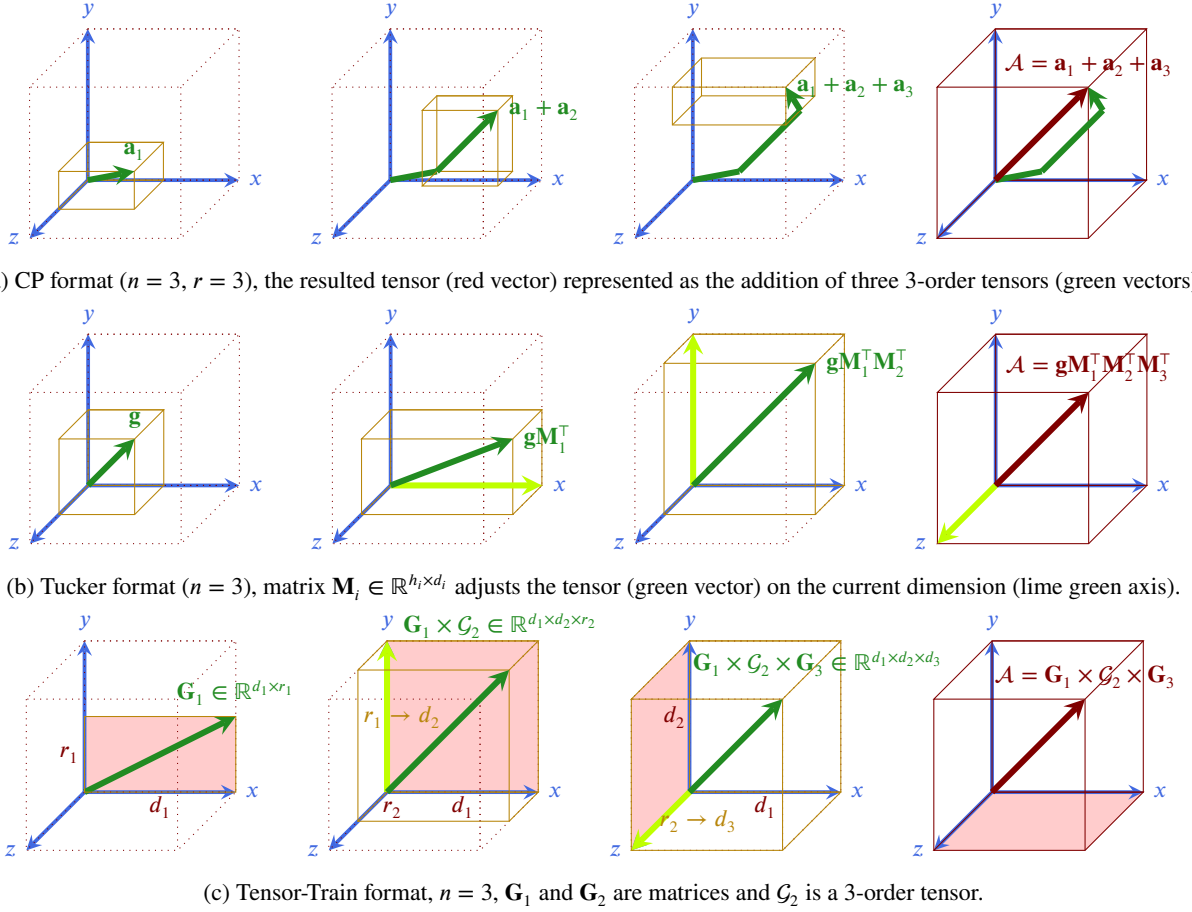


Figure 5: Geometric interpretation of typical tensor decomposition formats, taking a 3-order tensor as an example. Their vector forms are Eq. (17) and (18). The golden cubes are the current constructed subspaces, the light green vectors are the subspace expansion represented by shared order (e.g. $\mathcal{A}^{(i)} \cap \mathbf{M}_i$ in Tucker format, $\mathcal{A}^{(i)} \cap \mathbf{G}_i$ and $\mathcal{A}^{(i)} \cap \mathcal{G}_i$ in Tensor-Train format), the dark green vectors are the current resulting vectors, inside the current constructed subspace. The red cube is the final resulted tensor, and pink planes represent resized dimension.

transformation, $\mathbf{M}_i : \mathbb{R}^{h_i} \rightarrow \mathbb{R}^{d_i}$, which results in a transformation on the whole tensor $\mathcal{G} \times_1 \mathbf{M}_1 \times_2 \cdots \times_i \mathbf{M}_i : \mathbb{R}^{d_1 \times \cdots \times d_{i-1} \times h_i \times h_{i+1} \times \cdots \times h_n} \rightarrow \mathbb{R}^{d_1 \times \cdots \times d_{i-1} \times d_i \times h_{i+1} \times \cdots \times h_n}$.

Suppose $(\mathbf{v}_1, \mathbf{v}_2, \dots, \mathbf{v}_n)$ is a basis of vector space $\mathbb{G} \in \mathbb{R}^{h_1 \times h_2 \times \cdots \times h_n}$, the vector form of Tucker format is

$$\mathbf{a} = \mathbf{g} \times \mathbf{m}_1 \times \mathbf{m}_2 \times \cdots \times \mathbf{m}_n, \quad \mathbf{m}_i \in \mathbb{M}_i \subseteq \mathbb{R}^{h_i \times d_i}, \quad \mathbb{G} \cap \mathbb{M}_i = \mathbf{v}_i \in \mathbb{R}^{\max(h_i, d_i)} \quad (18)$$

where $\mathbf{g} \in \mathbb{G}$. As shown in Fig. 5b, such a process represents changing the dimension range of each order of the subspace \mathbb{G} via a tensor contraction mentioned in Eq. (10). Geometrically, the product between the current tensor $\mathbf{g} \times \mathbf{m}_1 \times \cdots \times \mathbf{m}_{i-1}$ and \mathbf{m}_i enlarges or shrinks the current dimension (highlighted on axis with lime green), reflecting the change of the current subspace (denoted as golden cubes in Fig. 5b).

3.3.3. Tensor-Train Format

The Tensor-Train (TT) format [32] represents order- n tensor $\mathcal{A} \in \mathbb{R}^{d_1 \times d_2 \times \cdots \times d_n}$ as $\mathcal{A} = \mathbf{G}_1 \times \mathcal{G}_2 \times_3^1 \cdots \times_3^1 \mathcal{G}_{N-1} \times \mathbf{G}_n$, where $\mathcal{G}_i \in \mathbb{R}^{r_{i-1} \times d_i \times r_i}$, with the TT-rank set $\{r_1, \dots, r_{n-1}\}$, $\mathbf{G}_1 \in \mathbb{R}^{d_1 \times r_1}$ and $\mathbf{G}_n \in \mathbb{R}^{r_{n-1} \times d_n}$. The vector form of the Tensor-Train format is

$$\mathbf{a} = \mathbf{m}_0 \times \mathbf{m}_1 \times \cdots \times \mathbf{m}_{n-1} \times \mathbf{m}_n, \quad \mathbf{m}_i \in \mathbb{M}_i, \quad (19)$$

where $\mathbb{M}_i \subset \{\mathbb{R}^{r_{i-1} \times d_i \times r_i} \mid i = 2, 3, \dots, n-1\} \cup \{\mathbb{R}^{d_i \times r_i} \mid i = 1\} \cup \{\mathbb{R}^{r_{i-1} \times d_i} \mid i = n\}$.

The vector form of Tensor-Train is quite simple, and the only point is that there is a dimension exceptions for \mathbf{m}_0 and \mathbf{m}_n compared with other \mathbf{m}_i . Given that we have considered the tensor product and tensor contraction as identical in Eq. (10), where the contraction is a case where two subspaces share a dimension and “absorb” that dimension. In this sense, every product $\mathbf{m}_{i-1} \times \mathbf{m}_i$ means “enlarging or shrinking the shared dimension between \mathbf{m}_{i-1} and \mathbf{m}_i , which is similar to the Tucker format, and then additionally “extend the new order introduced by \mathbf{m}_i ” when \mathbf{m}_i is three-dimensional.

Fig. 5c illustrates the above geometric transformation, maintaining the matrix and tensor notations to make it easier for the reader to transit from the classical tensor version to our proposed vector version. The first subspace is defined by \mathbf{G}_1 , which is a matrix so that it settles down a 2-dimensional plane of size $d_1 \times r_1$. The product of $\mathbf{G}_1 \times \mathcal{G}_1$ is a subspace extension from 2-dimension to 3-dimension, along with the common dimension between \mathbf{G}_1 and \mathcal{G}_1 (r_1 , highlighted with lime green y -axis). Similarly, the next product along with the common dimension between $\mathbf{G}_1 \times \mathcal{G}_1$ and \mathbf{G}_3 , but it does not add extra dimension since \mathbf{G}_3 is a matrix which only scales the existing dimension.

4. Our Taxonomy of Recent Research

We have addressed all the necessary issues regarding the terminologies of matrix/tensor factorization for model compression in Sec. 2 and 3. Now we analyse relevant literature based on our proposed taxonomy. The core idea of our analysis is to **taking every matrix/tensor as geometric transformations**. Such analysis typically focuses on two questions:

1. How many and what subspaces are involved?
2. What geometric transformations (operations) occurs among these subspaces?

In light of these two questions, we first revisit recent popular transformer models Sec. 4.1 with high-level geometric intuition, then interpret and compare matrix-based and tensor-based methodologies with our proposed taxonomy in Sec. 4.2.

4.1. GPT-2, Llama-3.1, Gemma-2 and Mistral Series Models

The transformer structure underpins large language models (LLMs). We consider several popular open-sourced LLM series models (i.e. GPT2, Llama3.1, Gemma2 and Mistral) with available benchmark evaluation on [33]. These scores are the highest average values among different model instances (e.g. models fine-tuned on different datasets), with the listed model as the base model. We illustrate such scores and the parameter portion of different layer types of these base models in Fig. 6, and explain the results in Fig. 2a and Sec. 2.5.

From Fig. 6, we can observe that for the same series models, with the parameters of the whole model increasing, the ratio of the attention layers roughly remains the same (or slightly increases like for Gemma-2 and Mistral), while that of MLP increases. The ratio of embedding layers decreases when the total parameter counts increase, though, during our ratio calculation, the embedding layer parameter counts actually increase. Regarding the benchmark scores, we can observe that except for GPT-2 series models, the other three series models have increasing benchmark scores when the MLP parameter ratio account increases. Though the increasing total parameter counts might also be the reason for the increasing scores, we can explain the model performance with the different geometric transformations that different layer types have, which we discussed in Sec. 2.5.

Recall that the attention layers map the input features into the value subspace \mathbb{V} , which is of a similar dimension as the query space \mathbb{Q} . However, the FFN in these LLMs typically maps the input features into a higher dimensional latent space first, and then to a lower-dimensional subspace, whose dimension is similar to the outputs of attention layers. The sequence of attention layers and MLP are shown in the right part of Fig. 2a.

For smaller LLMs like GPT-2, the model capability to memorize the distribution of data and more complex tasks (e.g. reasoning) does not diminish when the MLPs parameter ratios decrease. From the discussion in Sec. 2.4 we know that all kinds of matrix multiplication (the same function that the dense layers in Fig. 6) can be seen as projections among different subspaces of the entire parameter space, thus the increasing ratio of the dense layers along with model size indicates the more and larger-scaled linear projections in GPT-2 series models. In practice, the model capability of “memorization” (i.e. tasks relevant to memorizing data like language modelling, summarization and translation) is improved with the increasing model size [25]. This improvement can be explained as the more and larger-scaled projections help to reduce the approximation error between the predictions and actual data distribution

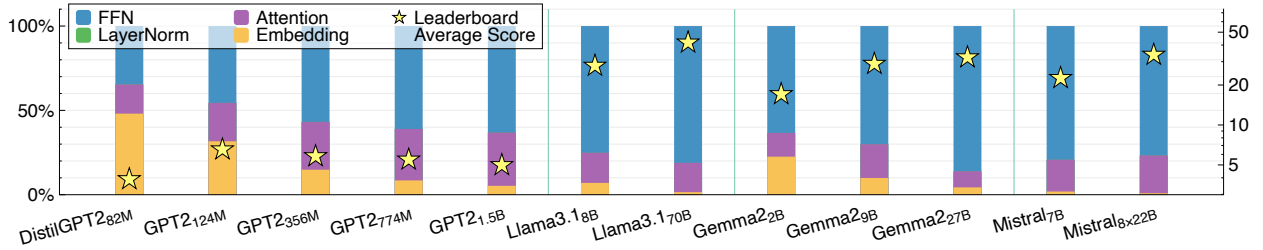


Figure 6: Parameter counts of different layer types of GPT2, Llama3.1, Gemma2 and Mistral series models, and their average benchmark scores on Huggingface Open LLM Leaderboard [33] (accessed on Sept 10, 2024). The y-axis on the left side indicates the parameter proportion, and that on the right side indicates the benchmark score. The benchmark scores represent the abilities of the LLMs to solve a set of complex tasks (e.g. reasoning, math problem-solving and QA). The higher the scores are, the better model performance on these tasks.

(i.e. y and \hat{y} in Fig. 2a). Such an explanation is consistent with [4, Result 5], which reports that for GPT-2 models, reducing or even eliminating all the dense layers did not affect its model capacity for memorizing data. However, for more complex tasks like reasoning, these larger-scale projections might introduce more noise, as the HF scores decrease when the MLP ratios increase in Fig. 6.

For larger LLMs like Llama-3.1, Gemma-2 and Mistral, the model capability of more complex tasks (e.g. reasoning) diminishes when the MLPs parameter ratios decreases. Unlike GPT-2, we didn't find the performance reports of tasks like language modeling of Llama-3.1, Gemma-2 and Mistral models, thus we cannot discuss the memorization capability of this models. However, we can explain the model performance of more complex tasks with those shown in Fig. 6. The increase in attention layers can be explained as the model can memorize finer-grained data distribution, and the rise of FFN layers can be explained as the model's ability to deal with higher level, more abstract and implicit concepts and logic in the data, which might exist in the higher-dimension linear layers. Thus, for the benchmark scores, the model performance improves when the MLP ratio rises (sometimes also with increasing attention layers).

4.2. Comparison between Matrix and Tensor based Methodologies

We list the recent research works that use matrix factorization or tensor factorization to compress language models in Tab. 2, these are mainly generative language models with a transformer structure (except LSTMs in Tab. 2). The column "Geometric Operations" roughly corresponds to those in Sec. 3, and "#Subspaces" means the number of subspaces per layer (the cross-layer exceptions are [19, 20], where we take the considered layers as a whole).

Factual Analysis of the Comparison. In Tab. 2, only two investigated works compressed all core modules (i.e. embedding, attention and feed-forward layers) [8, 9], this is because the forward passes of these three core modules are different, as we discussed in Sec. 2.5 and in practical implementation, this difference may introduce new problems. Most of the investigated works did not consider fidelity as their compression goal, though fidelity is calculated without actual language tasks and thus easier to obtain than accuracy in practice. This phenomenon indicates that most works believe fidelity is not a shortcut to accuracy and should be considered differently. Note that there are some works not have an optimization part in their methodologies at all [18, 19, 20, 34], mainly in the research work with tensor factorization. This is probably because the fidelity metrics for tensors (e.g. Frobenius norm) are less indicative of model accuracy than these for matrices, especially when the compared methodologies have different tensor orders. A more valid way to obtain the model accuracy is just selecting some hyperparameters (e.g. tensor ranks), running the compressed models, and evaluating the compressed model predictions.

Work	Base Model	Layer Types			#Subspaces	Geometric Operations	Optimization Goal		Experimental Parameter Compression Ratio
		Emb	Attn	FFN			Fidelity	Accuracy	
[2]	BERT		✓	✓	3,4,5	generate 1-order subspaces, projection shrink subspace dimensions	✓	0.98x (base)/ 1.33x (large)	
	GPT-2						0.72x (small)/ 1.15x (medium)		
[8]	GPT-2	✓	✓	✓	3		✓	0.49x (small)	
[9]	BERT	✓	✓	✓	4			6.6 x -18.3x (base)	
[10]	2-layer LSTM	✓				split one subspace into two lower-dimensional subspaces	✓	4 x -9x (only Emb)	
[11]	BERT		✓	✓			Not mentioned		
[12]	BERT	✓			2			0.24x (base)	
[13]	BERT		✓	✓				0.69x (base)	
[14]	BERT, BART		✓	✓		split subspaces, use sparsity to reduce subspaces' dimensions		1 x -19x	
	DeBERTaV3							0.3 x -162.1x	
[15]	BERT, GPT-3	✓	✓	✓		reallocate subspace dimensions		0.67x (small)	
[16]	GPT-2			✓	8			7.88x (LSTM)/ 2x (Transformers)	
[17]	LSTM, Transformers	✓			6,8,12	increase number of subspaces		0.52 x -0.64x	
[18]	BERT		✓	✓	2,3,5,7			1 x -2x	
[19]	Transformer		✓		3	change the projection sequence		2.6 x -4.5x	
[20]	Transformer		✓	✓	3				
[34]	Transformer	✓			3	reorganize linear transformations		0.24x	
[21]	GPT-2		✓	✓	3-20	generate more 1-order subspaces	✓	Not mentioned	

Table 2

Interpretation of current literature interpreted under our proposed taxonomy. Since this paper focuses on model compression, we only extract the experimental model compression results claimed in the papers, with the compression ratio as defined in Def. 2. The additional information after the compression ratio, for example, "small", "large", etc. reflects the different versions of the base models. The definition of two optimization goals, fidelity and accuracy are given in Sec. 2.3. "Not mentioned" in the last column means the focus of the investigated work is not model compression (e.g. acceleration or reduced computations), but intrinsically reduces the model size at the same time. All the experimental results are comparable to language task performance in the uncompressed models.

Geometric View of the Comparison and Current Research Gap. A straightforward idea of compressing neural networks is to directly break weight matrices into smaller matrices or tensors, which is equivalent to splitting high-dimensional subspaces into lower-dimensional subspaces. This idea and its variants can cover all aspects in Tab. 2, except for those changing the subspace projection sequences across layers [19, 20]. From the viewpoint of subspaces on Tab. 2, there are three obvious issues:

1. What are the criteria of constructing subspaces according to a given neural network;
2. How to identify the less important subspaces, merge such subspaces with others, or even discard them;
3. How to reallocate orders and dimensions in a collection of subspaces?

The three questions are rather abstract and should be implemented with specific factorization methodologies like those in Sec. 3, as well as the actual forward pass of the considered neural networks. Furthermore, given that the target of model compression is to maintain comparable model performance with fewer parameters, it should be worthwhile to investigate the application requirements with the above three questions. For example, if the application requires the model to memorize more diverse data (i.e. more lower-dimensional subspaces in attention layers) or to have better reasoning ability (i.e. a few higher-dimensional subspaces in feed-forward layers).

5. Conclusion

This paper has proposed a unified taxonomy related to the interpretation of the generative model compression, based on matrix and tensor factorizations. To bridge generative language model research and matrix/tensor factorization, and also bridge the matrix and tensor research, we have reduced the term subspace in geometric algebra as our pivot point to build these two connections. To ease the understanding of the relevant algebra structure, we reduced and simplified the mathematical concepts as much as possible. For example, we have induced that the direct product, tensor product, Cartesian product and tensor contraction are the different sides of the same process - constructing a new vector space from other subspaces to avoid confusion caused by too many terms. We have finally provided the interpretation of the existing literature in the light of our subspace-oriented taxonomy and pointed out a void when it comes to combining the required model ability (i.e. expressivity and capability) and the exact vector space implementations (i.e. certain types of matrix or tensor factorization).

Since our focus has been on a unified taxonomy, we have not covered as vast amounts of literature as possible, and the unique details of each investigated work have not been fully discussed either. Also, some subspace-related insights are not easy to align with specific matrix/tensor factorization methods. Both are worthwhile for further investigation.

References

- [1] Edward J Hu, yelong shen, Phillip Wallis, Zeyuan Allen-Zhu, Yuanzhi Li, Shean Wang, Lu Wang, and Weizhu Chen. LoRA: Low-rank adaptation of large language models. In *International Conference on Learning Representations*, 2022.
- [2] Tri Dao, Beidi Chen, Nimit S Sohoni, Arjun Desai, Michael Poli, Jessica Grogan, Alexander Liu, Aniruddh Rao, Atri Rudra, and Christopher Re. Monarch: Expressive structured matrices for efficient and accurate training. In Kamalika Chaudhuri, Stefanie Jegelka, Le Song, Csaba Szepesvari, Gang Niu, and Sivan Sabato, editors, *Proceedings of the 39th International Conference on Machine Learning*, volume 162 of *Proceedings of Machine Learning Research*, pages 4690–4721. PMLR, 17–23 Jul 2022.
- [3] Jiawei Zhao, Zhenyu Zhang, Beidi Chen, Zhangyang Wang, Anima Anandkumar, and Yuandong Tian. GaLore: Memory-efficient LLM training by gradient low-rank projection. In Ruslan Salakhutdinov, Zico Kolter, Katherine Heller, Adrian Weller, Nuria Oliver, Jonathan Scarlett, and Felix Berkenkamp, editors, *Proceedings of the 41st International Conference on Machine Learning*, volume 235 of *Proceedings of Machine Learning Research*, pages 61121–61143. PMLR, 21–27 Jul 2024.
- [4] Zeyuan Allen-Zhu and Yuanzhi Li. Physics of language models: Part 3.3, knowledge capacity scaling laws. *ArXiv*, abs/2404.05405, 2024.
- [5] Guido F Montufar, Razvan Pascanu, Kyunghyun Cho, and Yoshua Bengio. On the number of linear regions of deep neural networks. In Z. Ghahramani, M. Welling, C. Cortes, N. Lawrence, and K.Q. Weinberger, editors, *Advances in Neural Information Processing Systems*, volume 27. Curran Associates, Inc., 2014.
- [6] Maithra Raghu, Ben Poole, Jon Kleinberg, Surya Ganguli, and Jascha Sohl-Dickstein. On the expressive power of deep neural networks. In Doina Precup and Yee Whye Teh, editors, *Proceedings of the 34th International Conference on Machine Learning*, volume 70 of *Proceedings of Machine Learning Research*, pages 2847–2854. PMLR, 06–11 Aug 2017.
- [7] James E Gentle. *Matrix Algebra: Theory, Computations and Applications in Statistics*. Springer Nature, 2023.
- [8] Ali Edalati, Marzieh Tahaei, Ahmad Rashid, Vahid Nia, James Clark, and Mehdi Rezagholizadeh. Kronecker decomposition for GPT compression. In Smaranda Muresan, Preslav Nakov, and Aline Villavicencio, editors, *Proceedings of the 60th Annual Meeting of the Association for Computational Linguistics (Volume 2: Short Papers)*, pages 219–226, Dublin, Ireland, May 2022. Association for Computational Linguistics.
- [9] Marzieh Tahaei, Ella Charlaix, Vahid Nia, Ali Ghodsi, and Mehdi Rezagholizadeh. KroneckerBERT: Significant compression of pre-trained language models through Kronecker decomposition and knowledge distillation. In Marine Carpuat, Marie-Catherine de Marneffe, and

- Ivan Vladimir Meza Ruiz, editors, *Proceedings of the 2022 Conference of the North American Chapter of the Association for Computational Linguistics: Human Language Technologies*, pages 2116–2127, Seattle, United States, July 2022. Association for Computational Linguistics.
- [10] Patrick Chen, Si Si, Yang Li, Ciprian Chelba, and Cho-Jui Hsieh. Groupreduce: Block-wise low-rank approximation for neural language model shrinking. In S. Bengio, H. Wallach, H. Larochelle, K. Grauman, N. Cesa-Bianchi, and R. Garnett, editors, *Advances in Neural Information Processing Systems*, volume 31. Curran Associates, Inc., 2018.
- [11] Patrick Chen, Hsiang-Fu Yu, Inderjit Dhillon, and Cho-Jui Hsieh. Drone: Data-aware low-rank compression for large nlp models. In M. Ranzato, A. Beygelzimer, Y. Dauphin, P.S. Liang, and J. Wortman Vaughan, editors, *Advances in Neural Information Processing Systems*, volume 34, pages 29321–29334. Curran Associates, Inc., 2021.
- [12] Zhenzhong Lan, Mingda Chen, Sebastian Goodman, Kevin Gimpel, Piyush Sharma, and Radu Soricut. Albert: A lite bert for self-supervised learning of language representations. *ArXiv*, abs/1909.11942, 2019.
- [13] Matan Ben Noach and Yoav Goldberg. Compressing pre-trained language models by matrix decomposition. In Kam-Fai Wong, Kevin Knight, and Hua Wu, editors, *Proceedings of the 1st Conference of the Asia-Pacific Chapter of the Association for Computational Linguistics and the 10th International Joint Conference on Natural Language Processing*, pages 884–889, Suzhou, China, December 2020. Association for Computational Linguistics.
- [14] Yixiao Li, Yifan Yu, Qingru Zhang, Chen Liang, Pengcheng He, Weizhu Chen, and Tuo Zhao. LoSparse: Structured compression of large language models based on low-rank and sparse approximation. In Andreas Krause, Emma Brunskill, Kyunghyun Cho, Barbara Engelhardt, Sivan Sabato, and Jonathan Scarlett, editors, *Proceedings of the 40th International Conference on Machine Learning*, volume 202 of *Proceedings of Machine Learning Research*, pages 20336–20350. PMLR, 23–29 Jul 2023.
- [15] Benyou Wang, Yuxin Ren, Lifeng Shang, Xin Jiang, and Qun Liu. Exploring extreme parameter compression for pre-trained language models. In *International Conference on Learning Representations*, 2022.
- [16] Viktoriia Chekalina, Georgiy Novikov, Julia Gusak, Alexander Panchenko, and Ivan Oseledets. Efficient GPT model pre-training using tensor train matrix representation. In Chu-Ren Huang, Yasunari Harada, Jong-Bok Kim, Si Chen, Yu-Yin Hsu, Emmanuele Chersoni, Pranav A, Winnie Huiheng Zeng, Bo Peng, Yuxi Li, and Junlin Li, editors, *Proceedings of the 37th Pacific Asia Conference on Language, Information and Computation*, pages 600–608, Hong Kong, China, December 2023. Association for Computational Linguistics.
- [17] Valentin Khrulkov, Oleksii Hrinchuk, Leyla Mirvakhabova, and I. Oseledets. Tensorized embedding layers for efficient model compression. *ArXiv*, abs/1901.10787, 2019.
- [18] Peiyu Liu, Ze-Feng Gao, Wayne Xin Zhao, Zhi-Yuan Xie, Zhong-Yi Lu, and Ji-Rong Wen. Enabling lightweight fine-tuning for pre-trained language model compression based on matrix product operators. In *Proceedings of the 59th Annual Meeting of the Association for Computational Linguistics and the 11th International Joint Conference on Natural Language Processing (Volume 1: Long Papers)*, pages 5388–5398, 2021.
- [19] Xindian Ma, Peng Zhang, Shuai Zhang, Nan Duan, Yuexian Hou, Dawei Song, and M. Zhou. A tensorized transformer for language modeling. *ArXiv*, abs/1906.09777, 2019.
- [20] Sunzhu Li, Peng Zhang, Guobing Gan, Xiuqing Lv, Benyou Wang, Junqiu Wei, and Xin Jiang. Hypoformer: Hybrid decomposition transformer for edge-friendly neural machine translation. In Yoav Goldberg, Zornitsa Kozareva, and Yue Zhang, editors, *Proceedings of the 2022 Conference on Empirical Methods in Natural Language Processing*, pages 7056–7068, Abu Dhabi, United Arab Emirates, December 2022. Association for Computational Linguistics.
- [21] Shikai Qiu, Andres Potapczynski, Marc Anton Finzi, Micah Goldblum, and Andrew Gordon Wilson. Compute better spent: Replacing dense layers with structured matrices. In Ruslan Salakhutdinov, Zico Kolter, Katherine Heller, Adrian Weller, Nuria Oliver, Jonathan Scarlett, and Felix Berkenkamp, editors, *Proceedings of the 41st International Conference on Machine Learning*, volume 235 of *Proceedings of Machine Learning Research*, pages 41698–41716. PMLR, 21–27 Jul 2024.
- [22] Anna Choromanska, Mikael Henaff, Michael Mathieu, Gerard Ben Arous, and Yann LeCun. The Loss Surfaces of Multilayer Networks. In Guy Lebanon and S. V. N. Vishwanathan, editors, *Proceedings of the Eighteenth International Conference on Artificial Intelligence and Statistics*, volume 38 of *Proceedings of Machine Learning Research*, pages 192–204, San Diego, California, USA, 09–12 May 2015. PMLR.
- [23] Tri Dao, Nimit Sohoni, Albert Gu, Matthew Eichhorn, Amit Blonder, Megan Leszczynski, Atri Rudra, and Christopher Ré. Kaleidoscope: An efficient, learnable representation for all structured linear maps. In *International Conference on Learning Representations*, 2020.
- [24] Tri Dao, Albert Gu, Matthew Eichhorn, Atri Rudra, and Christopher Re. Learning fast algorithms for linear transforms using butterfly factorizations. In Kamalika Chaudhuri and Ruslan Salakhutdinov, editors, *Proceedings of the 36th International Conference on Machine Learning*, volume 97 of *Proceedings of Machine Learning Research*, pages 1517–1527. PMLR, 09–15 Jun 2019.
- [25] Alec Radford, Jeff Wu, Rewon Child, David Luan, Dario Amodei, and Ilya Sutskever. Language models are unsupervised multitask learners. 2019.
- [26] Yoshua Bengio, Réjean Ducharme, Pascal Vincent, and Christian Janvin. A neural probabilistic language model. *J. Mach. Learn. Res.*, 3(null):1137–1155, mar 2003.
- [27] Ashish Vaswani, Noam Shazeer, Niki Parmar, Jakob Uszkoreit, Llion Jones, Aidan N Gomez, Łukasz Kaiser, and Illia Polosukhin. Attention is all you need. In I. Guyon, U. Von Luxburg, S. Bengio, H. Wallach, R. Fergus, S. Vishwanathan, and R. Garnett, editors, *Advances in Neural Information Processing Systems*, volume 30. Curran Associates, Inc., 2017.
- [28] Gregoire Deletang, Anian Ruoss, Paul-Ambroise Duquenne, Elliot Catt, Tim Genewein, Christopher Mattern, Jordi Grau-Moya, Li Kevin Wenliang, Matthew Aitchison, Laurent Orseau, Marcus Hutter, and Joel Veness. Language modeling is compression. In *The Twelfth International Conference on Learning Representations*, 2024.
- [29] Sheldon Axler. *Linear algebra done right*. Springer Nature, 2024.
- [30] Christopher De Sa, Albert Cu, Rohan Puttagunta, Christopher Ré, and Atri Rudra. *A Two-pronged Progress in Structured Dense Matrix Vector Multiplication*, pages 1060–1079.
- [31] Tamara G. Kolda and Brett W. Bader. Tensor decompositions and applications. *SIAM Review*, 51(3):455–500, 2009.
- [32] I. V. Oseledets. Tensor-train decomposition. *SIAM Journal on Scientific Computing*, 33(5):2295–2317, 2011.

- [33] Clémentine Fourier, Nathan Habib, Alina Lozovskaya, Konrad Szafer, and Thomas Wolf. Open llm leaderboard v2. https://huggingface.co/spaces/open-llm-leaderboard/open_llm_leaderboard, 2024.
- [34] Xiaoyu Liu, Jiahao Su, and Furong Huang. Tuformer: Data-driven design of transformers for improved generalization or efficiency. In *The Tenth International Conference on Learning Representations*, 2022.