

# Mid-Range Science Objectives for the Event Horizon Telescope

THE EVENT HORIZON TELESCOPE COLLABORATION

(Dated: October 7, 2024)

## ABSTRACT

The first images of the black holes in Sgr A\* and M87\* have created a wide range of new scientific opportunities in gravitational physics, compact objects, and relativistic astrophysics. We discuss here the scientific opportunities that arise from the rich data sets that have already been obtained and the new data sets that will be obtained, exploiting a wide range of technical advances, including observational agility, receiver upgrades, and the addition of new stations. This document provides a 5-year framework for Event Horizon Telescope (EHT) science structured around four fundamental questions that are used to prioritize the analysis of existing data, guide technical upgrades, and determine the optimal use of future observational opportunities with EHT, ALMA, and multi-wavelength facilities. Through enhancements over this period, the EHT will create the first movie of M87\* connecting black hole and jet physics, provide detailed studies of the structure and dynamics of Sgr A\*, characterize the magnetospheres of both systems through polarimetric imaging, and explore the spacetime properties of black holes with greater precision and range.

## 1. INTRODUCTION

The EHT Collaboration (EHTC) has published total intensity and polarized images of the supermassive black holes (SMBHs) in M87\* (Event Horizon Telescope Collaboration et al. 2019a,b,c,d,e,f, 2021a,b, 2023, 2024c) and Sgr A\* (Event Horizon Telescope Collaboration et al. 2022a,b,c,d,e,f, 2024a,b), providing the first direct visual evidence for the existence of black holes as predicted by general relativity. These images have enabled precise mass measurements for M87\*, resolving a discrepancy between stellar and gas-dynamics based mass estimates, and confirmed the stellar orbit mass measurements for Sgr A\*. Additionally, these observations have constrained the black hole inclination, plasma parameters, and magnetic field structure. These results have provided a powerful new laboratory to study both gravitational physics and the accretion environment for SMBHs in the context of extensive multi-wavelength campaigns on these objects (EHT MWL Science Working Group et al. 2021). They have also enabled the highest resolution studies of several bright AGN, including the nearby radio galaxies Centaurus A (Janssen et al. 2021) and 3C 84 (Paraschos et al. 2024) and the powerful blazars 3C279 (Kim et al. 2020), J1924-2914 (Issaoun et al. 2022), and NRAO 530 (Jorstad et al. 2023). In total, the EHTC has published over 200 refereed papers on observational, technical, and theoretical topics with over 14,000 citations in the past 5 years.<sup>1</sup>

At present, all published EHT results use data from the 2017 and 2018 observing campaigns. The EHT has the opportunity to significantly improve upon its published results through the analysis of more recent data from observing campaigns in 2018, 2021, 2022, 2023, and 2024 (summarized in Table 2). These campaigns have already expanded to new sites (GLT, KP, and NOEMA; see Figure 1), have doubled the recorded bandwidth (to 64 Gb/s), and have demonstrated successful observations at 345 GHz (Crew et al. 2023; Raymond et al. 2024), which was utilized as a standard EHT observing frequency for the first time in the 2023 campaign. Beyond the opportunities available through these existing observations, the EHT has the potential to deliver breakthrough science over the next 5 years (2024–2029) by pursuing a series of technical upgrades and expansions that are coordinated with increasingly ambitious observations.

<sup>1</sup> <https://ui.adsabs.harvard.edu/public-libraries/VFaebic8RGqFB9UuW9corg>

In this paper, we describe the major mid-range scientific opportunities for the EHT and the developments that the EHTC is pursuing to achieve them. This is a living document that we expect to update as our strategies evolve with new scientific discoveries and technical capabilities. While the EHTC will continue to produce major results on non-horizon targets obtained as calibrators or PI-led, we focus only on M87\* and Sgr A\* because they define the collaboration outputs. In particular, we have identified several key science goals in the mid-term, each of which is enabled by a corresponding set of observational advances

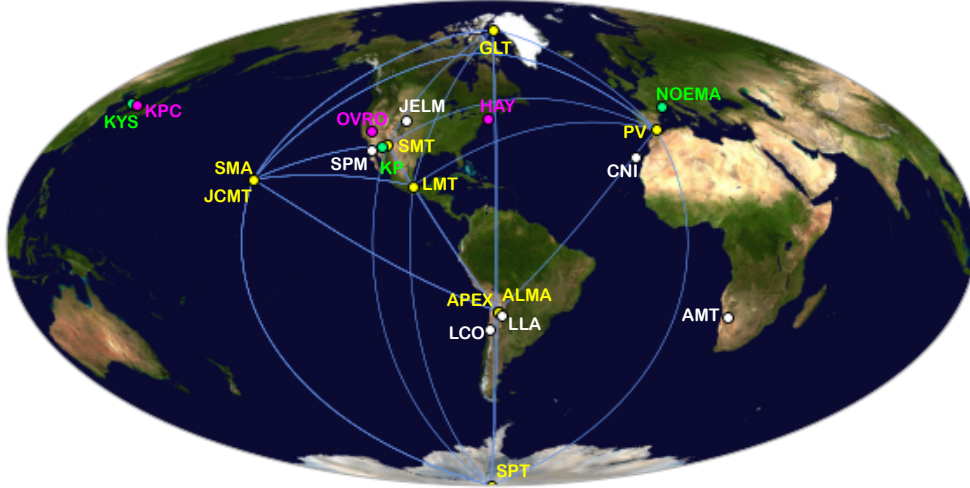
1. **Science Question:** What is the origin of relativistic jets from SMBHs?  
**Observational Goal:** Establish the dynamical relationship between the SMBH and its relativistic jet in M87\*.  
**Requirements:** Improved baseline coverage, especially on scales of  $100 - 500 \mu\text{as}$  ( $0.4 - 2 \text{G}\lambda$ ), and temporal coverage extending over at least  $1 - 3$  months.
2. **Science Question:** What causes flaring near SMBHs?  
**Observational Goal:** Measure the ring structure and dynamics of Sgr A\*, especially during multi-wavelength flares.  
**Requirements:** Improved snapshot baseline coverage, with mutual visibility from  $6 - 8$  separate sites and coordinated multi-wavelength observations in the infrared and X-rays.
3. **Science Question:** Do SMBHs have strong magnetospheres that extract their spin energy?  
**Observational Goal:** Measure the near-horizon magnetic field structure and strength in M87\* and Sgr A\*.  
**Requirements:** Full-Stokes imaging of linear polarization, rotation measure, and circular polarization combining separate sidebands and  $230 + 345 \text{GHz}$  observations.
4. **Science Question:** What are the characteristics of the massive compact objects in galactic nuclei?  
**Observational Goal:** Measure properties of the emission rings, apparent shadows, and other observables that depend on the spacetime properties for both M87\* or Sgr A\*.  
**Requirements:** Full-Stokes, time-averaged imaging at  $230$  and  $345 \text{GHz}$ , with at least  $10$  epochs separated by  $10GM/c^3$  (minutes for Sgr A\*; days for M87\*) and extending over a total time span of at least  $1000GM/c^3$  ( $6$  hours for Sgr A\*;  $1$  year for M87\*).

These goals are enabled by improvements along several axes: image fidelity, time domain, multi-frequency VLBI observations, and broadband multi-wavelength observations. In [section 2](#), we describe planned improvements to the EHT. In [section 3](#), we describe the driving scientific goals in more detail. In [section 4](#), we summarize the opportunities for major scientific breakthroughs with the EHT in the coming years.

## 2. PLANNED EHT DEVELOPMENTS

Technical developments for the EHT are underway and/or planned in multiple areas. The science impact of these developments will be both during and after the 5-year timescale of this science plan, dependent upon the time necessary to implement, commission, and exploit new capabilities.

- **Pipeline software:** The EHT makes use of dedicated software pipelines and libraries for processing its unique data from the observatory ([Blackburn et al. 2019](#); [Janssen et al. 2019](#)). There are several efforts underway to standardize and modernize EHT processing and analysis tools to further automate workflows and ultimately reduce the time required to produce science (e.g., [Hoak et al. 2022](#); [Tiede et al. 2022](#); [van Bemmelen et al. 2022](#)).
- **Agility:** Technological and operational advances are underway to simplify observations and enable more remote control. Improved observing agility will enable movie campaigns, better response to weather, and response to transient events.
- **Receiver upgrades:** The EHT is pursuing development of dual- and tri-band receivers covering ALMA bands 3, 6, and 7. While observations have been successfully conducted in each band separately, sensitivity and atmospheric coherence time decreases at shorter wavelengths. This can be addressed through simultaneous observations in two or more bands and application of the frequency-phase transfer technique to extend coherence times at short wavelengths and, therefore, improve sensitivity ([Dodson et al. 2023](#); [Rioja et al. 2023](#); [Pesce et al. 2024](#)). Bandwidths in each receiver will also be doubled to match the ALMA Wideband Sensitivity Upgrade ([Carpenter et al. 2023](#)). Shorter wavelength VLBI, i.e. in ALMA Band 9, has been proposed (e.g., [Chen et al. 2023](#)) but is not yet a part of the EHT plan.



**Figure 1.** Map of the EHT. Stations active in 2017 and 2018 are shown with connecting lines and labeled in yellow, sites that joined in 2021-2024 are labeled in green, sites expected to join in the next 1-2 years are shown in magenta, sites expected to join over the next 5 years are shown in white. These future additions include the 37-m Haystack Telescope (Kauffmann et al. 2023), a 10.4-m telescope at the Owens Valley Radio Observatory in California, and the 21-m Pyeongchang Radio Observatory of the Korean VLBI Network (Asada et al. 2017). Other potential new sites include the 15-m Africa Millimetre Telescope (Backes et al. 2016), the 12-m Large Latin American Millimeter Array (Romero 2020), and several new antennas proposed to be deployed through the ngEHT program (Canary Islands, Spain; Jelm Observatory, USA; San Pedro Martir, Mexico; and Los Cumbres Observatory, Chile; Doeleman et al. 2023).

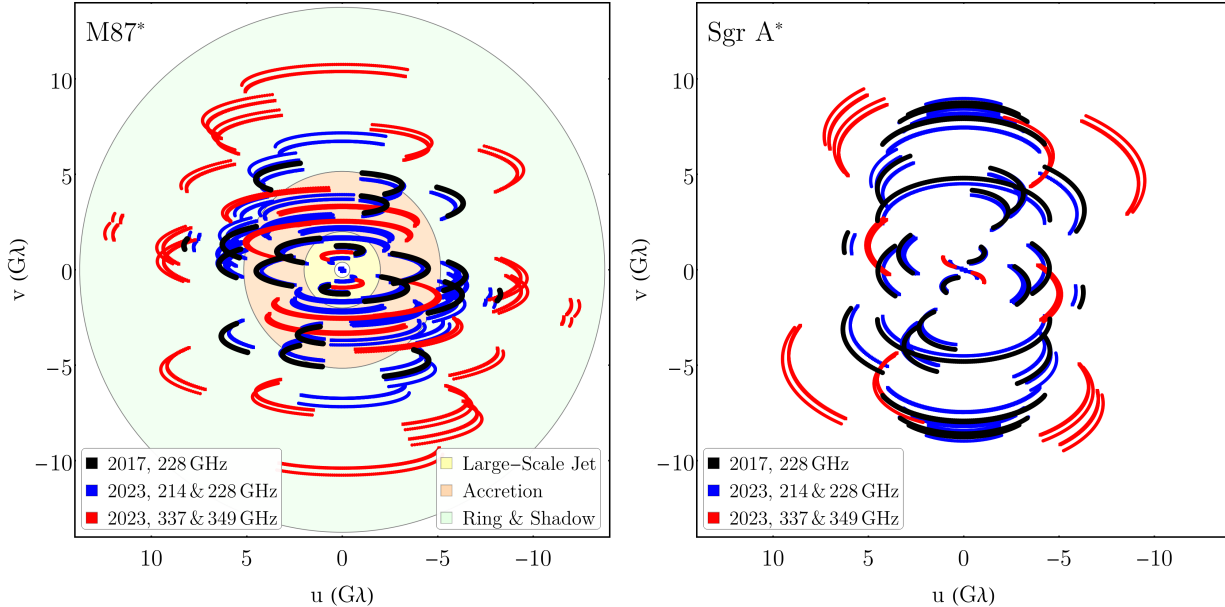
- **Bandwidth upgrade:** New developments in digitization, digital signal processing, and high bandwidth recording are necessary to accommodate the increase in number of receivers and broader bandwidths (Jiang et al. 2020).
- **Upgraded and new stations:** Developments are underway with antennas at Haystack Observatory, Owens Valley Radio Observatory, and the Korean VLBI Network to enable their participation in upcoming EHT campaigns (Kauffmann et al. 2023; Shin et al. 2022). Design and development of the Africa Millimetre Telescope in Namibia is underway (Backes et al. 2016; La Bella et al. 2023). Relocation of the Greenland Telescope (GLT) to the summit of Greenland (Chen et al. 2023) and construction of an array of new 9-m dishes as part of the ngEHT project (Doeleman et al. 2023) have been proposed. One longer term vision for an expanded array, including some of the above facilities, has been developed through the ngEHT program and published in a special issue of the journal *Galaxies* ([https://www.mdpi.com/journal/galaxies/special\\_issues/ngEHT\\_blackholes](https://www.mdpi.com/journal/galaxies/special_issues/ngEHT_blackholes)). New stations will improve uv-coverage, array sensitivity, and robustness to station-loss due to weather.
- **Spectral line observations:** Spectral line observations provide information on the kinematics, physical and chemical composition of the gas in astronomical objects. Spectral line VLBI with the EHT+ALMA can support core black-hole studies via, e.g., high resolution observations of water megamaser at 321 GHz and 325 GHz<sup>2</sup> (Gray et al. 2016). Absorption studies offer another powerful tool to study and resolve the molecular gas in the vicinity of AGN, allowing to detect diffuse gas even at high redshift, depending only on the background continuum emission and the gas optical depth (see e.g., Kim & Fish 2023).

Similar technical developments are also discussed in Doeleman et al. (2023) which presents a reference array and design considerations from the ngEHT project.

### 3. SCIENCE OPPORTUNITIES

#### 3.1. *Establish the dynamical relationship between the SMBH and its relativistic jet in M87\**

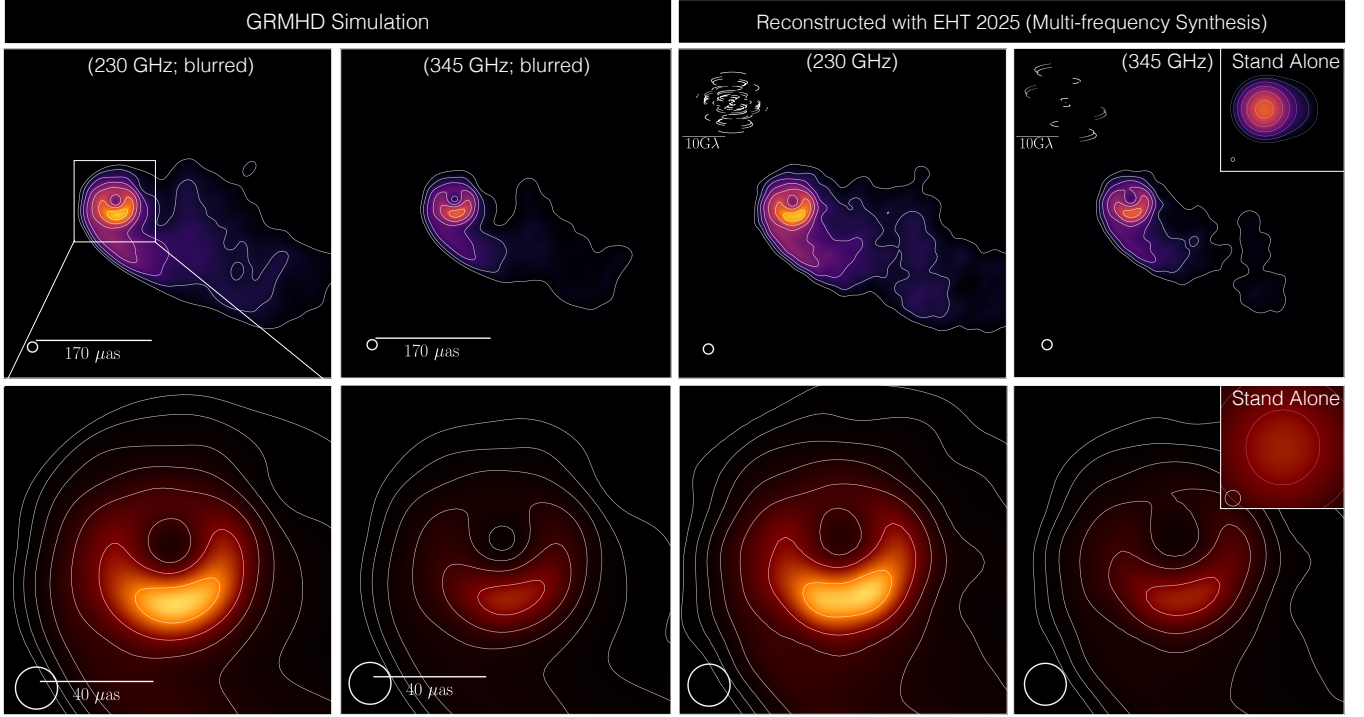
<sup>2</sup> It is worth noting that more water maser lines are known to emit from AGN disks, e.g. at 183 GHz, but suitable receivers are not uniformly available on all EHT stations.



**Figure 2.** Comparison of EHT geometric baseline coverage over time for M87\* (left) and Sgr A\* (right). Black curves show the maximal coverage with the 2017 EHT array; blue/red curves show the dual-sideband 214/228 GHz and 337/349 GHz coverage for the 2023 EHT array. All current EHT sites have a telescope with 345 GHz observing capabilities except SPT, Kitt Peak, and LMT. For the M87\* coverage, baseline ranges that contribute to the various science goals are colored: scales of 10 – 40  $\mu\text{s}$  probe the emission ring and apparent shadow, 40 – 100  $\mu\text{s}$  probe the accretion and jet launching regimes, and 100 – 500  $\mu\text{s}$  probe the large-scale jet. These figures show the maximal baseline coverage of each array and do not account for detection limitations from finite sensitivity, which can limit the accessible baseline coverage at 345 GHz (see Figure 3; Pesce et al. 2024).

Black holes impart variability on their surrounding environment through channels including circularization of accreting material and frame dragging near a spinning black hole. One of the most exciting (but untested) predictions from current EHT simulations is that the relativistic jet in M87\* is powered by drawing its energy from the spin of the SMBH through an analogue of the Penrose process (Penrose 1969; Blandford & Znajek 1977; Event Horizon Telescope Collaboration et al. 2019e, 2021b). This process is considered an extension of the concept initially proposed by Penrose, where energy is extracted from a rotating black hole. In the Blandford-Znajek process, this energy extraction is facilitated by magnetic fields interacting with the black hole’s spin, leading to the formation of relativistic jets. In addition, major unresolved questions of particle heating and jet formation have distinctive corresponding dynamical signatures. The jet structure and dynamics of M87\* have been extensively studied on scales of 10-1000 Schwarzschild radii using VLBI at frequencies up to 86 GHz (e.g., Kovalev et al. 2007; Mertens et al. 2016; Hada et al. 2016; Walker et al. 2018; Kim et al. 2018; Lu et al. 2023; Cui et al. 2023). These studies have revealed a relativistic outflow with substantial evolution on short ( $\sim$ days) timescales and a wobbling position angle on long ( $\sim$ years) timescales. However, these dynamics have never been directly connected to the black hole, and the EHT has the angular resolution necessary to monitor launching and acceleration of the jet and to reveal jet-disk kinematics. Analysis of the near-horizon jet morphology, radial velocity, azimuthal velocity, and polarization structure over time could test the jet-launching mechanism, and constrain black hole parameters such as magnetization and black hole spin (Wong et al. 2021; Cruz-Orsorio et al. 2022; Fromm et al. 2022; Chael et al. 2023b; Davelaar et al. 2023; Moriyama et al. 2024). Hence, **full-polarization dynamical studies of M87\* are a major priority for continued EHT observations.**

The relativistic jet in M87\* is associated with dynamical activity on the scales of  $\sim$ weeks, and GRMHD simulations predict that the near-horizon emission should also be variable, with an associated correlation timescale of  $\sim$  50 – 100  $MG/c^3$ , or a few weeks. Currently published EHT data can only marginally constrain the structure of the extended jet emission (e.g., Event Horizon Telescope Collaboration et al. 2019d; Arras et al. 2022; Broderick et al. 2022). In addition, while the published set of EHT observations unambiguously identifies the existence of structural evolution near the black hole (Event Horizon Telescope Collaboration et al. 2024c), the published EHT temporal coverage



**Figure 3.** (From left to right) First two columns show images of M87\* at 230 and 345 GHz from a GRMHD simulation (Chael et al. 2019). The next two columns show multi-frequency reconstructions (Chael et al. 2023a) using simulated data from the EHT with the projected 2025 array configuration and realistic weather modeling (Pesce et al. 2024). Insets show the baseline coverage in each band as well as reconstructions using 345 GHz data alone. Dual-band observations are necessary to obtain images at 345 GHz. The top row shows large-scale emission with a logarithmic color scale; the bottom row shows the central region with a linear color scale. Contours are set by successive powers of 1/2 from the peak brightness. Enhancements to imaging through inclusion of 345 GHz are a strong function of the underlying source model.

is inadequate to unambiguously identify the structural variability in M87\* (e.g., to determine apparent velocity of rotation, inflow, or outflow).

Meaningful studies of M87\* dynamics with the EHT will require improved image dynamic range to unambiguously constrain the extended jet structure (see, e.g., Johnson et al. 2023; Conroy et al. 2023). This requires multiple sensitive baselines that sample angular scales of  $100 - 500 \mu\text{as}$  ( $|\vec{u}| = 0.4 - 2 G\lambda$ ), ideally with associated phase information (through closure phase) and full-Stokes information. For comparison, the EHT observations in 2017 included only a single intersite baseline shorter than  $2 G\lambda$ , the LMT-SMT baseline, which sampled the range  $1.25 - 1.5 G\lambda$  (see Figure 2). However, the improved baseline coverage in the current EHT may allow firm detections of the M87\* jet (see Figure 3). To study the dynamics of M87\* will also require longer EHT observing campaigns, extending for at least 1 – 3 months with a sub-week observing cadence, and the study of observations over several years to assess the connection between the evolving jet and the horizon-scale structure. These campaigns can also be coordinated with multi-wavelength facilities to elucidate the mechanisms behind particle acceleration within the jet and the generation of high energy flares.

### 3.2. Measure the ring structure and dynamics of Sgr A\*, especially during multi-wavelength flares

Sgr A\* is a highly variable source, with a gravitational timescale of only  $GM/c^3 \approx 20$  seconds and daily flares in the radio through X-rays (e.g., Baganoff et al. 2001; Genzel et al. 2003; Eckart et al. 2004; Marrone et al. 2008; Haggard et al. 2019; Witzel et al. 2021). The EHT is the only facility that can directly image the evolving emission structure of Sgr A\*. Measuring the direction of rotation would enable the EHT to corroborate the measurement of clockwise motion by the GRAVITY collaboration (GRAVITY Collaboration et al. 2018, 2020). Measuring the magnitude of the apparent rotation rate and the pitch angle of orbiting features would enable constraints of inclination, distance-independent constraints on mass, and constraints of spin (Ricarte et al. 2022; Conroy et al. 2023). Movies depicting

the near-horizon dynamics of Sgr A\* could also constrain different models of flaring events (Ripperda et al. 2020, 2022; Porth et al. 2021; Grigorian & Dexter 2024).

However, the rapid variability renders the standard VLBI approach of Earth-rotation synthesis inapplicable, and the “snapshot” baseline coverage of the published EHT data are inadequate to unambiguously describe the source structure (Event Horizon Telescope Collaboration et al. 2022c).

In the 2017 EHT campaign, the variability of Sgr A\* in total intensity was mild on April 6 and 7 and more significant on April 11 (Event Horizon Telescope Collaboration et al. 2022d; Wielgus et al. 2022a). On all days, the polarimetric variability is considerably stronger than that in total intensity alone (Event Horizon Telescope Collaboration et al. 2024a). This is consistent with previous measurements of the 1.3 mm light curve (Marrone et al. 2006; Bower et al. 2018; Goddi et al. 2021) and in interferometry with a precursor EHT array (Johnson et al. 2015).

**Analysis of the structural evolution associated with the variability of Sgr A\* is a major opportunity for the EHT in near-term analyses.** Despite the current limitations in snapshot baseline coverage, variability analysis will be carried out through non-imaging studies that quantify the power spectrum of the variability (e.g., Broderick et al. 2022) or that rely on constraining low-dimensional parametric models (e.g., Event Horizon Telescope Collaboration et al. 2022c,d; Roelofs et al. 2023; Event Horizon Telescope Collaboration et al. 2024a), alongside attempts at dynamic imaging with the available data.

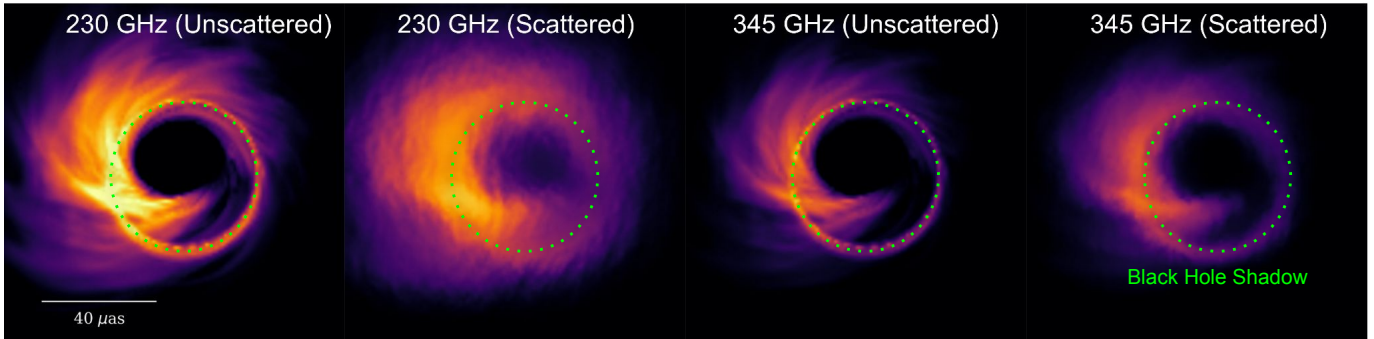
### 3.3. Measure the near-horizon magnetic field structure and strength in M87\* and Sgr A\*

The EHT has published findings on both the linear and circular polarization results for M87\* (Event Horizon Telescope Collaboration et al. 2021a,b, 2023) and Sgr A\* (Event Horizon Telescope Collaboration et al. 2024a,b). For M87\*, the addition of polarization indicated a preference for magnetically arrested accretion flow models and severely restricted the acceptable GRMHD parameter space; for instance, passing models in total intensity had accretion rates  $\dot{M}$  that extended over  $10^{-4} - 10^{-1} M_{\odot}/\text{yr}$ , while the linear polarization constraints reduced the range of passing models to  $10^{-4} - 10^{-3} M_{\odot}/\text{yr}$  (Event Horizon Telescope Collaboration et al. 2021b). Consistent with our analyses of M87\*, the Sgr A\* polarimetric data further supports the preference for GRMHD models characterized by dynamically significant magnetic fields (Event Horizon Telescope Collaboration et al. 2022c). The high degree of spatially resolved linear polarization observed in Sgr A\* (ranging from 24% to 28%, with peaks at approximately 40%; Event Horizon Telescope Collaboration et al. 2024a) provides a stringent constraint on the parameter space, effectively ruling out models that exhibit excessive Faraday depolarization. Polarimetric variability also has the potential to characterize turbulence in the accretion flow. Thus, polarimetric information is imperative in guiding astrophysical models for M87\* and Sgr A\*, and our current analyses have only begun to explore the information encoded in the polarized signals from these SMBHs.

In addition, while linear polarization images primarily constrain the magnetic field *structure*, frequency-dependent Faraday rotation primarily constrains the magnetic field *strength*. Because all the current EHT results are effectively monochromatic, they have not yet integrated information that is accessible through resolved Faraday rotation images that may be possible through dual-sideband (214/228 GHz) observations in 2018 onward, and through dual frequency (230/345 GHz) observations in 2023 onward. Both unresolved measurements with ALMA (e.g., Bower et al. 2018; Goddi et al. 2021; Wielgus et al. 2022b) and GRMHD simulations (e.g., Mościbrodzka et al. 2017; Ricarte et al. 2020) indicate that the EHT observations will show rich frequency structure from internal Faraday rotation, providing crucial astrophysical insights. Moreover, measuring the Faraday rotation will be imperative so that the observed linear polarization can be de-rotated to evaluate the internal magnetic field structure. This is particularly relevant for Sgr A\*, where the inferred sense of rotation of the material around the ring depends on whether the Faraday rotation occurs internally within the emitting plasma or in an external screen (Event Horizon Telescope Collaboration et al. 2022c).

### 3.4. Estimate the spacetime properties for M87\* and Sgr A\* through properties of their emission rings and apparent shadows

The EHT has enabled crucial new constraints on the compact objects in M87\* and Sgr A\*. For both sources, studies of the emission ring and apparent “shadow” (Falcke et al. 2000) yield estimates of the black hole mass-to-distance ratio to an accuracy of 10 – 20% (Event Horizon Telescope Collaboration et al. 2019f, 2022d,f). For M87\*, the EHT measurements of the SMBH mass conclusively resolved a long-standing dispute between estimates of the mass from gas dynamical and stellar dynamical measurements on scales  $\sim 10^4 - 10^5$  times larger than those probed by the EHT. For Sgr A\*, the EHT measurements showed precise agreement with the measurements from resolved stellar orbits –



**Figure 4.** The effects of interstellar scattering on images of Sgr A\*. The panels show simulated images of Sgr A\* at 230 and 345 GHz both before and after scattering. Even for an array with perfect imaging capabilities, 345 GHz observations of Sgr A\* are necessary to reduce the scattering and source opacity sufficiently to access sharp gravitational features.

a powerful confirmation of general relativity. These measurements allow constraints on the spacetime parameters for various non-Kerr spacetimes as well as excluding some families of alternative compact objects (e.g., Mizuno et al. 2018; Psaltis et al. 2020; Kocherlakota et al. 2021; Event Horizon Telescope Collaboration et al. 2022f; Younsi et al. 2023).

Nevertheless, the EHT measurements of both sources have only begun to explore what is possible through VLBI. For M87\*, the central brightness depression is only constrained to a contrast of 10:1, our measurements have only given an upper limit on the thickness of the emission ring, and our measurements give only weak constraints on ring ellipticity (Tiede et al. 2022). For Sgr A\*, the central brightness depression is only constrained to a contrast of 3:1, and even the most basic azimuthal structure of the emission ring (such as the position angle of peak brightness) and its geometric shape is uncertain. Most importantly, the current EHT measurements have only weakly constrained the spin of the black hole in both sources.

The EHT has the opportunity to substantially enrich its results through improved angular resolution observations of both sources. The most straightforward pathway to sharper images is through higher frequency observations, with 345 GHz coming online as a standard observing mode since 2023. The observations at 345 GHz (0.8 mm) will increase the effective resolution of the array by up to 50%. Higher frequency observations are especially critical for Sgr A\* because of its severe interstellar scattering, which diminishes rapidly at higher frequencies (see Figure 4; Shen et al. 2005; Bower et al. 2006; Psaltis et al. 2018; Johnson et al. 2018; Issaoun et al. 2019). The 345 GHz observations will also be imperative for stronger tests of the spacetime properties through comparison with the 230 GHz observations because the strong gravitational lensing that gives rise to features such as the black hole shadow (Falcke et al. 2000), photon ring (Johnson et al. 2020), and inner shadow (Chael et al. 2021) is achromatic, whereas the confounding emission from the nearby plasma is steeply chromatic. In addition to higher frequency observations, combining multiple epochs of observations of M87\* will give access to its time-averaged structure. Likewise, combining multiple epochs of observations of Sgr A\* will provide stronger constraints on both its variability power spectrum and the time-averaged structure; these must be evaluated together because of the strong effects of intrinsic variability on the modeling and imaging (e.g., Event Horizon Telescope Collaboration et al. 2022c,d; Broderick et al. 2022). This structure may give crucial insights into the black hole spin through polarimetric features (e.g., Palumbo et al. 2020; Mościbrodzka et al. 2021; Ricarte et al. 2021; Chael et al. 2023b). In particular, the angle of linear polarization across position angle and radius has potential to constrain spin (Chael et al. 2023b).

Valuable constraints on the spacetime properties of Sgr A\* can also be measured from nearby pulsars (e.g., Psaltis et al. 2016). Expectations are that pulsars should be numerous in this region, although difficult to detect as the result of interstellar scintillation. The EHTC has now conducted the most extensive and sensitive search for Galactic Center pulsars at millimeter wavelengths (Torne et al. 2023). Because pulsar searches can simply “piggyback” on standard EHT observations, we will continue them into the future (also at 345 GHz), as well as combining these searches with searches for Galactic Center pulsars at other frequencies. Combining EHT’s high-resolution electromagnetic observations with the rich dataset from gravitational wave observatories, such as LIGO/Virgo, LISA, or ET, enables more accurate determinations of black hole properties, such as mass, spin, and the dynamics of their surrounding accretion disks and jets. These integrated observations are pivotal for enhancing existing models and achieving unprecedented precision in our measurements. Such multi-messenger approaches are not only for corroborating the

current predictions of GR but also will provide profound insights into the fundamental forces and interactions that govern our universe.

#### 4. PLANS FOR EXISTING DATA AND FUTURE OBSERVING CAMPAIGNS

In this section, we show how our science questions map onto analysis of existing data sets and will guide future observing campaigns.

##### 4.1. *Opportunities with Existing EHT Data*

The EHT operations and science utilization span at a minimum a 5-year cycle, from the identification of the year-specific science goals to the completion of science utilization and the announcement of results. Archival data is available on the EHT public website<sup>3</sup>. We now briefly summarize the expected merits of unpublished EHT observations of M87\* and Sgr A\*. Table 1 summarizes the potential for each of these observing campaigns to address the primary goals given above.

**2017:** Extensive analysis has been carried out on nearly all aspects of M87\* and Sgr A\* from this campaign. One opportunity that is still under investigation is studies of Sgr A\* dynamics during X-ray flaring activity on 11 April 2017 (Event Horizon Telescope Collaboration et al. 2022b), which also shows associated polarimetric variability in the EHT observations (Wielgus et al. 2022b; Event Horizon Telescope Collaboration et al. 2024a).

**2018:** EHT observations in 2018 provide an incremental technical improvement compared to 2017. The EHTC was enhanced through the inclusion of the GLT for the first time and doubling of the recording bandwidth across all stations. For M87\*, we have confirmed the stability of the ring diameter over a one year period while also observing a change in the orientation of the azimuthal brightness distribution (Event Horizon Telescope Collaboration et al. 2024c). For Sgr A\*, the baseline coverage is unchanged in 2018 (the GLT cannot observe Sgr A\*), but these observations will determine the stability of the image structure over 1-year timescales. In addition, the recorded bandwidth doubled in 2018 through dual-sideband data (from 4 GHz to 8 GHz), resulting in an increase in the spanned bandwidth from 4 GHz to 18 GHz. Because Faraday rotation is proportional to the squared observing wavelength, the effects of rotation measure in 2018 data will be approximately  $5\times$  those in 2017 data.

**2021:** EHT observations in 2021 have significantly improved baseline coverage relative to 2017. Despite the notable omission of the LMT, the number of non-redundant baselines *doubles* in 2021 relative to 2017, increasing from 10 to 21 baselines for M87\* and from 15 to 21 baselines for Sgr A\*. The 2021 observations also include new short baselines (KP-SMT and PV-NOEMA), which will improve the EHT’s sensitivity to extended jet or disk structures in M87\* and Sgr A\*. This EHT campaign also included 345 GHz observations of M87\* on an adjacent day to 230 GHz observations, creating the possibility to combine them for multi-frequency synthesis with up to 50% sharper resolution than the current EHT images. For Sgr A\*, the best *snapshot* baseline coverage does not improve in 2021 because the addition of Kitt Peak is offset by the loss of the LMT in the region of time with the best baseline coverage (and NOEMA does not have mutual visibility in this interval).

**2022:** EHT observations in 2022 created significant new opportunities. For both M87\* and Sgr A\*, there are 8 participating sites, giving 28 baselines. Moreover, the snapshot baseline coverage for Sgr A\* increases from at most 5 sites (10 baselines) in 2017-2021 to 6 sites (15 baselines) in 2022, improving the capacity to constrain the time-variable structure. A limitation of the 2022 observations is that they sample only 3 days in a 9-day interval for M87\* (observations in 2021 sampled 6 days in a 10-day interval).

**2023:** EHT observations in 2023 included for the first time data obtained at 345 GHz on Sgr A\* with 5 stations at three geographic locations, Chile, Hawaii, and Arizona. These data will provide the first measurements of the angular size and asymmetry of Sgr A\* at these wavelengths in total and polarized intensity. Direct comparison with the 230 GHz epochs from the same campaign will enable construction of a multi-frequency synthesis image. These data also provide the opportunity for the first ALMA 345 GHz search for Galactic Center pulsars. M87\* was not observed in this epoch.

**2024:** EHT observations in 2024 included both Sgr A\* and M87\* in three different frequency bands centered at 230, 260, and 345 GHz, an array with 11 sites including a limited first-time participation of the Korean VLBI Network (KVN) Yonsei antenna (KYS) on a best-efforts basis, and a significant multi-wavelength campaign.

<sup>3</sup> <https://eventhorizontelescope.org/for-astronomers/data>



	2017	2018	2021	2022	2023	2024	Simultaneous 230/345 GHz	Longer EHT Campaigns	New Telescopes Added to EHT	Multi-Wavelength Observations
<b>Q1: M87* Movies Connecting SMBH-Jet</b>	Gray	Yellow	Green	Green	Gray	Yellow	Yellow	Green	Green	Green
<b>Q2: Structure and Dynamics of Sgr A*</b>	Yellow	Yellow	Yellow	Green	Green	Green	Green	Yellow	Green	Gray
<b>Q3: Magnetic Fields near Sgr A* &amp; M87*</b>	Yellow	Green	Green	Green	Green	Green	Green	Yellow	Green	Green
<b>Q4: Spacetime Properties of Sgr A* &amp; M87*</b>	Gray	Yellow	Yellow	Green	Green	Green	Green	Yellow	Green	Yellow

**Table 1.** Summary of the primary EHT goals (rows) and the pathway to achieving them (columns). Red headers denote past or scheduled EHT campaigns (see Table 2); blue headers denote potential EHT upgrades (see subsection 4.2). Cells are colored by the likelihood to significantly advance progress on the corresponding science goal (relative to currently published results) through the associated observation or upgrade: gray indicates no advance, yellow is a minor advance, and green is a major advance shaded by significance. Dark green indicates the expectation for a decisive discovery enabled by the corresponding upgrade.

#### 4.2. Priorities for Mid-Range Science Campaigns and Upgrades

In the mid-range (2024 – 2029), the EHT has many potential observations, upgrades, and expansions that can be considered. The most significant improvements will likely come in the following areas:

- Improved image fidelity and sensitivity through simultaneous multi-frequency observations and the use of frequency phase transfer techniques.** The most significant recent new EHT capability is the addition of 345 GHz as a standard observing frequency in 2023 although observations at this frequency are likely to remain limited in both sensitivity and baseline coverage. 345 GHz will be most effective when combined with VLBI observations at other wavelengths through simultaneous dual-frequency 230+345 GHz or triple-frequency 86+230+345 GHz observations. Such observations will enable multi-frequency synthesis as discussed below and, significantly, will also allow the use of frequency phase transfer (FPT) techniques that exploit the fact that atmospheric phase fluctuations at these frequencies are dominated by the troposphere, which is non-dispersive. Hence, phase fluctuations can be tracked at lower frequencies and then corrected at higher frequencies where e.g. phase wrapping can become problematic. This technique has already been demonstrated at frequencies up to 130 GHz using the KVN, extending coherence time from tens of *seconds* to tens of *minutes* (Rioja et al. 2015). Lower-altitude non-345 GHz EHT telescopes will benefit from dual-frequency FPT from 86 to 230 GHz allowing also continued operation under less-than-ideal conditions. High-altitude/low-opacity EHT telescope will benefit from dual-frequency 230 to 345 GHz or triple-frequency FPT to improve the coherence of VLBI at the higher band(s). It is likely that the full angular resolution improvement possible at 345 GHz will require this technique to offset the severe limitations from reduced sensitivity and rapid atmospheric phase fluctuations (Issaoun et al. 2023; Pesce et al. 2024). These improvements will be necessary to mitigate the strong interstellar scattering of Sgr A\* and to use this source to obtain tighter constraints on potential deviations from the Kerr metric (leveraging the precise measurements of mass and distance from resolved stellar orbits), and they will enable spectral studies of the emission near M87\* that can clarify what image features are associated with strong gravitational lensing (which is achromatic). The potential merits of FPT for 230 and 345 GHz VLBI have been extensively explored and simulated (through the nGEHT program), and the first FPT experiment between 86 and 230 GHz took place in November 2022 (led by the KVN).<sup>4</sup>
- Longer EHT observing windows enabled through agile observations, to produce horizon-scale movies of M87\*.** Even through 2024, EHT campaigns of M87\* are still effectively within a “snapshot” regime.

<sup>4</sup> In 2022, a dedicated workshop exploring multi-band capabilities for VLBI was convened, with most presentations available online (<https://www.ngeht.org/broadening-horizons-2022>).

The source coherence timescale is expected to be  $50 - 100 GM/c^3 \approx 20 - 40$  days, while the longest span of existing EHT observations is only 10 days. An EHT campaign extending over 2-3 months, even with a limited observing cadence, would have immense value in constraining the source dynamics. It may be possible to study ring dynamics with relatively sparse uv-coverage but more detailed studies of disk-jet dynamics may require long-duration, high-cadence studies. Detailed trade-off studies are required to optimize movie observing campaigns with scientific goals.

- **Improved dynamic range and snapshot coverage through the integration of new telescopes.** Many scientific objectives with submillimeter VLBI are simply not possible without improved baseline coverage. Additional baseline coverage is necessary to produce movies of Sgr A\*, and to detect the jet and counter-jet in M87\*. Some existing sites could potentially join EHT observations (e.g., the 21-m Pyeongchang Radio Observatory; [Asada et al. 2017](#)) and several are being developed through the ngEHT program (e.g., the Haystack 37-m and the OVRO 10.4-m; [Doeleman et al. 2019](#); [Raymond et al. 2021](#); [Doeleman et al. 2023](#)). Other potential forthcoming sites include the 15-m Africa Millimetre Telescope ([Backes et al. 2016](#)) and the 12-m Large Latin American Millimeter Array ([Romero 2020](#)).
- **Coordinated multi-wavelength observations to enable multi-frequency synthesis.** For M87\*, quasi-simultaneous observations with a global 86 GHz array (the GMVA or VLBA) would enable multi-frequency synthesis across an order of magnitude wider bandwidth than is currently sampled by the EHT. Moreover, it would allow the EHT to leverage the substantially higher image dynamic range at 86 GHz, 1-2 orders of magnitude better than the EHT alone (e.g., [Kim et al. 2018](#); [Lu et al. 2023](#); [Cui et al. 2023](#)), to improve the fidelity of EHT images (see, e.g., [Chael et al. 2023a](#)). For M87\*, these observations would ideally be scheduled within 1-2 days of each other to ensure that the source was effectively static. For Sgr A\*, coordinated simultaneous 86 GHz observations can provide constraints on the severe interstellar scattering as well as characterize multi-frequency light-curves during flares, which are an important aspect of EHT multi-frequency analyses.
- **Expansion of the sample of horizon-scale objects.** Observations are already underway to detect and characterize objects with predicted photon ring diameters that are a factor of a few smaller than that of Sgr A\* and M87\* ([Ramakrishnan et al. 2023](#)). Given the large systematic uncertainty in black hole masses, the photon rings in these objects are potentially resolvable with the current EHT at 230 or 345 GHz. Characterization of these objects also explores accretion flows and jet formation on compact scales as well as establishes their suitability for photon ring imaging through high dynamic range imaging, higher frequency VLBI, and space VLBI (e.g., [Pesce et al. 2021, 2022](#); [Ricarte et al. 2023](#)).

We will prioritize efforts and funding that are in support of these objectives. Additional areas of development such as observations at frequencies higher than 345 GHz and real-time data transport and correlation offer further possibilities but should not be pursued at the expense of these primary goals.

While this document has focused on science objectives related to M87\* and Sgr A\*, these array enhancements would also significantly improve our understanding of relativistic jets from AGN, particularly in terms of jet formation, collimation, and acceleration, the role of magnetic fields in jet dynamics, and the processes and locations of high energy emission production. Currently, EHT observing campaigns are limited to capturing snapshot images of blazar jets with the highest possible angular resolutions. The EHT’s imaging of the blazar 3C279 has uncovered an unexpected, twisted, and bent jet structure near the central black hole ([Kim et al. 2020](#)). Similarly, observations of Centaurus A have provided detailed insights into jet collimation and its relationship with the supermassive black hole ([Janssen et al. 2021](#)), advancing our understanding of how jets form and accelerate. These findings underscore the EHT’s transformative impact on our comprehension of relativistic jets in AGN, and while these initial results from the EHT are groundbreaking, the potential for further advancements is substantial. The planned longer observing windows will enable the creation of the first movies of blazar jets at the remarkable 20 microarcsecond resolution of the EHT. This enhancement will provide a 10-fold increase in resolution, allowing us to map the jet dynamics and evolving magnetic field structures closer to the central engine than ever before. Multi-frequency phase transfer and multi-frequency imaging will also enable higher image dynamic range, revealing detailed internal structure and dynamics within the jets (e.g., [Lobanov & Zensus 2001](#); [Gómez et al. 2016, 2022](#); [Okino et al. 2022](#); [Chael et al. 2023a](#); [Fuentes et al. 2023](#)), including regions 10 times closer to the SMBH than is possible at cm wavelengths because of synchrotron self-absorption. These studies will also have multi-wavelength and multi-messenger components, with the potential to study the connection to high energy emission, including neutrinos.

Source	Year	Day	Freq	ALMA	APEX	LMT	SMT	PV	SMA	JCMT	SPT	GLT	NOEMA	KP	Sites	MWL Notes	
M87*	2017	April 5	228	✓	✓	✓	✓	✓	✓	✓	-	-	-	-	5 (7)	EAVN, EAVN, VLBA, GMVA, KVN, HST, Swift, Chandra, NuSTAR, Fermi, HESS, MAGIC, VERITAS.	
		April 6	228	✓	✓	✓	✓	✓	✓	✓	-	-	-	-	5 (7)		
		April 10	228	✓	✓	✓	✓	✓	✓	✓	-	-	-	-	5 (7)		
		April 11	228	✓	✓	✓	✓	✓	✓	✓	-	-	-	-	5 (7)		Nucleus in low state
	2018	April 21	214, 228	✓	✓	✓	✓	✓	✓	✓	✓	-	✓	-	-	6 (8)	EAVN, VLBA, KVN, GMVA, Kanata, Swift, Astrosat, Chandra, NuSTAR, Fermi, HESS, MAGIC, VERITAS.
		April 22	214, 228	✓	✓	✓	✓	-	-	-	-	-	✓	-	-	4 (5)	
		April 25	214, 228	✓	✓	-	✓	✓	✓	✓	-	-	✓	-	-	5 (7)	
		April 28	214, 228	-	-	-	✓	✓	✓	✓	-	-	✓	-	-	4 (5)	
	2021	April 9	214, 228	-	✓	-	✓	-	✓	✓	✓	-	✓	✓	✓	6 (7)	EAVN, VLBA, KVN, GMVA, NuSTAR, Kanata, Swift, Chandra, Fermi, MAGIC, HESS, VERITAS
		April 13	214, 228	✓	✓	-	✓	✓	✓	✓	-	-	✓	-	✓	6 (8)	
		April 14	214, 228	✓	✓	-	✓	✓	-	-	-	-	✓	✓	✓	6 (7)	
		April 17	214, 228	✓	✓	-	✓	✓	✓	✓	-	-	✓	✓	✓	7 (9)	
		April 18	214, 228	✓	✓	-	✓	✓	✓	✓	✓	-	✓	✓	✓	7 (9)	
	April 19	337, 349	✓	-	-	✓	✓	✓	✓	✓	-	✓	✓	-	6 (7)		
	2022	March 18	214, 228	-	-	✓	✓	✓	✓	✓	✓	-	✓	✓	✓	7 (8)	EAVN, VLBA, KVN, GMVA, Lowell, Kanata, HST, Swift, NuSTAR, Chandra, Fermi, MAGIC, HESS, VERITAS.
		March 22	214, 228	✓	✓	✓	✓	✓	✓	✓	✓	-	✓	✓	✓	8 (10)	
		March 27	214, 228	✓	✓	✓	✓	✓	✓	✓	✓	-	✓	✓	✓	8 (10)	
	2024	April 4	253, 267	✓	✓	-	✓	✓	✓	✓	✓	-	✓	✓	✓	7 (9)	EAVN/EATING, VLBA, KVN, GMVA, Kanata, Swift, NuSTAR, Chandra, Fermi, MAGIC, HESS, VERITAS.
		April 8	214, 228	✓	✓	✓	✓	-	✓	✓	✓	-	✓	✓	✓	7 (9)	
		April 9	337, 349	✓	✓	-	✓	✓	✓	✓	✓	-	✓	-	-	5 (7)	
Sgr A*	2017	April 5	228	-	✓	✓	✓	-	✓	✓	✓	-	-	-	5 (6)	EAVN, GMVA, VLT, Swift, Chandra, NuSTAR, Fermi, HESS, MAGIC.	
		April 6	228	✓	✓	✓	✓	-	✓	✓	✓	-	-	-	5 (7)		
		April 7	228	✓	✓	✓	✓	✓	✓	✓	✓	-	-	-	6 (8)		
		April 10	228	-	✓	✓	✓	-	✓	✓	✓	-	-	-	5 (6)		Chandra flare on Apr 11
		April 11	228	✓	✓	✓	✓	-	✓	✓	✓	-	-	-	5 (7)		
	2018	April 21	214, 228	✓	✓	✓	✓	-	✓	✓	✓	✓	-	-	-	5 (7)	EAVN, VLBA, GMVA, VLT, NuSTAR, Swift, Chandra, Fermi, VERITAS, MAGIC, HESS
		April 22	214, 228	✓	✓	✓	✓	-	✓	✓	✓	-	-	-	5 (7)		
		April 24	214, 228	✓	✓	✓	✓	✓	✓	✓	✓	-	-	-	6 (8)		
		April 25	214, 228	✓	✓	-	✓	-	✓	✓	✓	-	-	-	5 (7)		
	2021	April 9	214, 228	-	✓	-	✓	✓	✓	✓	✓	✓	-	✓	✓	7 (9)	VLA, KVN, EAVN, NuSTAR, Swift, Chandra, Fermi, MAGIC, HESS, VERITAS
		April 14	214, 228	✓	✓	-	✓	✓	✓	✓	✓	-	-	✓	✓	7 (9)	
		April 15	214, 228	✓	✓	-	✓	-	✓	✓	✓	-	-	-	✓	5 (7)	
		April 16	214, 228	✓	✓	-	✓	✓	✓	✓	✓	-	-	✓	✓	7 (9)	
		April 17	214, 228	✓	✓	-	✓	✓	✓	✓	✓	-	-	✓	✓	7 (9)	
	2022	March 20	214, 228	✓	✓	✓	✓	✓	✓	✓	✓	✓	-	✓	✓	8 (10)	VLA, EAVN, KVN, VLBA+GBT, VLT-Gravity, NuSTAR, XMM-Newton, Chandra, IXPE, Fermi, MAGIC, INTEGRAL, HESS.
		March 22	214, 228	✓	✓	✓	✓	✓	✓	✓	✓	-	-	✓	✓	8 (10)	
		March 23	214, 228	✓	✓	✓	✓	-	✓	✓	✓	-	-	✓	✓	7 (9)	
	2023	April 15	337, 349	✓	✓	-	✓	-	✓	✓	✓	-	-	-	-	3 (5)	VLA, EAVN, VLBA+GBT, JWST, NuSTAR, Chandra, INTEGRAL, HESS.
		April 16	214, 228	✓	✓	✓	✓	-	✓	✓	✓	✓	-	✓	✓	7 (9)	
		April 18	214, 228	✓	✓	-	✓	-	✓	✓	✓	✓	-	✓	✓	7 (9)	
2024	April 4	253, 267	✓	✓	-	✓	✓	✓	✓	✓	-	-	✓	✓	6 (8)	VLA, EAVN, VLBA+GBT, JWST (MIRI/Nircam), NuSTAR, Chandra, XMM, INTEGRAL, HESS.	
	April 8	214, 228	✓	✓	✓	✓	-	✓	✓	✓	✓	-	✓	✓	7 (9)		
	April 9	337, 349	✓	✓	-	✓	✓	✓	✓	✓	-	-	-	-	4 (6)		

**Table 2.** Summary of existing EHT observations of M87\* (top) and Sgr A\* (bottom) from 2017 – 2024, with participating observatories noted with a ✓ (✓ indicates that participation was severely limited by weather or technical difficulties). Observations of M87\* and Sgr A\* have primarily been conducted in the 230 GHz band with one observation for each source at 345 GHz. Sites joining these 345 GHz observations are marked with a ✓; the SMT for 2021 M87\* observations is denoted using a faint marker because it only joined for one partial and one full scan because of bad weather. The “Sites” column lists the total number of geographic locations, with the total number of participating telescopes in parenthesis. The EHT operations and analysis process are discussed in Section 4. KVN Yonsei observations with the EHT at 230 GHz were performed on a best-efforts basis for the first time in 2024.

## APPENDIX

## A. EHT OBSERVING CAMPAIGN DATA SUMMARY

In this appendix, we summarize the existing EHT observations (Table 2) and describe the data handling process and associated timelines. The table details all observations of M87\* and Sgr A\*, including the antennas involved, the MWL resources used as part of the campaign, and the release date of basic data products.

The EHT operations and science utilization typically span a multi-year cycle, from the identification of the year-specific science goals to the completion of science utilization and the announcement of results. Observations are proposed a year before the planned observing epoch. Assembling the full set of recorded data at the correlator sites takes nearly a year due to the limits on shipping from the South Pole station. Fringe-finding, production correlation, metadata collection, calibration, and data validation typically span an additional year. The duration of scientific analysis and paper writing is highly variable dependent on the complexity of the project, collaboration priorities, and available resources. Data issues can appear at this stage, requiring re-calibration and sometimes re-correlation. Data issues most commonly occur as the result of the introduction of new stations or new instrumental capabilities into the array.

Raw visibility data and associated metadata are posted to the ALMA data archive 1 year after they have passed internal validation. Calibrated visibility data and accompanying analysis routines are posted to the Cyverse archive at the time of publication. All archival data are available on the EHT public website: <https://eventhorizontelescope.org/for-astronomers/data>.

## REFERENCES

- Arras, P., Frank, P., Haim, P., et al. 2022, *Nature Astronomy*, 6, 259
- Asada, K., Kino, M., Honma, M., et al. 2017, arXiv e-prints, arXiv:1705.04776
- Backes, M., Müller, C., Conway, J. E., et al. 2016, in *The 4th Annual Conference on High Energy Astrophysics in Southern Africa (HEASA 2016)*, 29
- Baganoff, F. K., Bautz, M. W., Brandt, W. N., et al. 2001, *Nature*, 413, 45
- Blackburn, L., Chan, C.-k., Crew, G. B., et al. 2019, *ApJ*, 882, 23
- Blandford, R. D., & Znajek, R. L. 1977, *MNRAS*, 179, 433
- Bower, G. C., Goss, W. M., Falcke, H., Backer, D. C., & Lithwick, Y. 2006, *ApJL*, 648, L127
- Bower, G. C., Broderick, A., Dexter, J., et al. 2018, *ApJ*, 868, 101
- Broderick, A. E., Gold, R., Georgiev, B., et al. 2022, *ApJL*, 930, L21
- Carpenter, J., Brogan, C., Iono, D., & Mroczkowski, T. 2023, in *Physics and Chemistry of Star Formation: The Dynamical ISM Across Time and Spatial Scales*, 304
- Chael, A., Issaoun, S., Pesce, D. W., et al. 2023a, *ApJ*, 945, 40
- Chael, A., Johnson, M. D., & Lupsasca, A. 2021, *ApJ*, 918, 6
- Chael, A., Lupsasca, A., Wong, G. N., & Quataert, E. 2023b, *ApJ*, 958, 65
- Chael, A., Narayan, R., & Johnson, M. D. 2019, *MNRAS*, 486, 2873
- Chen, M.-T., Asada, K., Matsushita, S., et al. 2023, *PASP*, 135, 095001
- Conroy, N. S., Bauböck, M., Dhruv, V., et al. 2023, *ApJ*, 951, 46
- Crew, G. B., Goddi, C., Matthews, L. D., et al. 2023, *PASP*, 135, 025002
- Cruz-Orsorio, A., Fromm, C. M., Mizuno, Y., et al. 2022, *Nature Astronomy*, 6, 103
- Cui, Y., Hada, K., Kawashima, T., et al. 2023, *Nature*, 621, 711
- Davelaar, J., Ripperda, B., Sironi, L., et al. 2023, *ApJL*, 959, L3
- Dodson, R., García-Miró, C., Giroletti, M., et al. 2023, arXiv e-prints, arXiv:2306.04516
- Doeleman, S., Blackburn, L., Dexter, J., et al. 2019, in *Bulletin of the American Astronomical Society*, Vol. 51, 256
- Doeleman, S. S., Barrett, J., Blackburn, L., et al. 2023, *Galaxies*, 11, 107
- Eckart, A., Baganoff, F. K., Morris, M., et al. 2004, *A&A*, 427, 1
- EHT MWL Science Working Group, Algaba, J. C., Anczarski, J., et al. 2021, *ApJL*, 911, L11
- Event Horizon Telescope Collaboration, Akiyama, K., Alberdi, A., et al. 2019a, *ApJL*, 875, L1
- . 2019b, *ApJL*, 875, L2
- . 2019c, *ApJL*, 875, L3
- . 2019d, *ApJL*, 875, L4
- . 2019e, *ApJL*, 875, L5
- . 2019f, *ApJL*, 875, L6

- Event Horizon Telescope Collaboration, Akiyama, K., Algaba, J. C., et al. 2021a, *ApJL*, 910, L12
- . 2021b, *ApJL*, 910, L13
- Event Horizon Telescope Collaboration, Akiyama, K., Alberdi, A., et al. 2022a, *ApJL*, 930, L12
- . 2022b, *ApJL*, 930, L13
- . 2022c, *ApJL*, 930, L14
- . 2022d, *ApJL*, 930, L15
- . 2022e, *ApJL*, 930, L16
- . 2022f, *ApJL*, 930, L17
- . 2023, *ApJL*, 957, L20
- . 2024a, *The Astrophysical Journal Letters*, 964, L25
- . 2024b, *The Astrophysical Journal Letters*, 964, L26
- . 2024c, *A&A*, 681, A79
- Falcke, H., Melia, F., & Agol, E. 2000, *ApJL*, 528, L13
- Fromm, C. M., Cruz-Osorio, A., Mizuno, Y., et al. 2022, *A&A*, 660, A107
- Fuentes, A., Gómez, J. L., Martí, J. M., et al. 2023, *Nature Astronomy*, 7, 1359
- Genzel, R., Schödel, R., Ott, T., et al. 2003, *Nature*, 425, 934
- Goddi, C., Martí-Vidal, I., Messias, H., et al. 2021, *ApJL*, 910, L14
- Gómez, J. L., Lobanov, A. P., Bruni, G., et al. 2016, *ApJ*, 817, 96
- Gómez, J. L., Traianou, E., Krichbaum, T. P., et al. 2022, *ApJ*, 924, 122
- GRAVITY Collaboration, Abuter, R., Amorim, A., et al. 2018, *A&A*, 618, L10
- GRAVITY Collaboration, Jiménez-Rosales, A., Dexter, J., et al. 2020, *A&A*, 643, A56
- Gray, M. D., Baudry, A., Richards, A. M. S., et al. 2016, *MNRAS*, 456, 374
- Grigorian, A. A., & Dexter, J. 2024, *MNRAS*, 530, 1563
- Hada, K., Kino, M., Doi, A., et al. 2016, *ApJ*, 817, 131
- Haggard, D., Nynka, M., Mon, B., et al. 2019, *ApJ*, 886, 96
- Hoak, D., Barrett, J., Crew, G., & Pfeiffer, V. 2022, *Galaxies*, 10, 119
- Issaoun, S., Johnson, M. D., Blackburn, L., et al. 2019, *ApJ*, 871, 30
- Issaoun, S., Wielgus, M., Jorstad, S., et al. 2022, *ApJ*, 934, 145
- Issaoun, S., Pesce, D. W., Roelofs, F., et al. 2023, *Galaxies*, 11, doi:10.3390/galaxies11010028
- Janssen, M., Goddi, C., van Bemmell, I. M., et al. 2019, *A&A*, 626, A75
- Janssen, M., Falcke, H., Kadler, M., et al. 2021, *Nature Astronomy*, 5, 1017
- Jiang, H., Yu, C.-Y., Chen, M., & Liu, M. 2020, *PASP*, 132, 085001
- Johnson, M. D., Fish, V. L., Doeleman, S. S., et al. 2015, *Science*, 350, 1242
- Johnson, M. D., Narayan, R., Psaltis, D., et al. 2018, *ApJ*, 865, 104
- Johnson, M. D., Lupsasca, A., Strominger, A., et al. 2020, *Science Advances*, 6, eaaz1310
- Johnson, M. D., Akiyama, K., Blackburn, L., et al. 2023, *Galaxies*, 11, 61
- Jorstad, S., Wielgus, M., Lico, R., et al. 2023, *ApJ*, 943, 170
- Kauffmann, J., Rajagopalan, G., Akiyama, K., et al. 2023, *Galaxies*, 11, doi:10.3390/galaxies11010009
- Kauffmann, J., Rajagopalan, G., Akiyama, K., et al. 2023, *Galaxies*, 11, 9
- Kim, D.-J., & Fish, V. 2023, *Galaxies*, 11, 10
- Kim, J. Y., Krichbaum, T. P., Lu, R. S., et al. 2018, *A&A*, 616, A188
- Kim, J.-Y., Krichbaum, T. P., Broderick, A. E., et al. 2020, *A&A*, 640, A69
- Kocherlakota, P., Rezzolla, L., Falcke, H., et al. 2021, *PhRvD*, 103, 104047
- Kovalev, Y. Y., Lister, M. L., Homan, D. C., & Kellermann, K. I. 2007, *ApJL*, 668, L27
- La Bella, N., Issaoun, S., Roelofs, F., Fromm, C., & Falcke, H. 2023, *A&A*, 672, A16
- Lobanov, A. P., & Zensus, J. A. 2001, *Science*, 294, 128
- Lu, R.-S., Asada, K., Krichbaum, T. P., et al. 2023, *Nature*, 616, 686
- Marrone, D. P., Moran, J. M., Zhao, J.-H., & Rao, R. 2006, in *Journal of Physics Conference Series*, Vol. 54, *Journal of Physics Conference Series*, 354–362
- Marrone, D. P., Baganoff, F. K., Morris, M. R., et al. 2008, *ApJ*, 682, 373
- Mertens, F., Lobanov, A. P., Walker, R. C., & Hardee, P. E. 2016, *A&A*, 595, A54
- Mizuno, Y., Younsi, Z., Fromm, C. M., et al. 2018, *Nature Astronomy*, 2, 585
- Moriyama, K., Cruz-Osorio, A., Mizuno, Y., et al. 2024, *ApJ*, 960, 106
- Mościbrodzka, M., Dexter, J., Davelaar, J., & Falcke, H. 2017, *MNRAS*, 468, 2214
- Mościbrodzka, M., Janiuk, A., & De Laurentis, M. 2021, *MNRAS*, 508, 4282
- Okino, H., Akiyama, K., Asada, K., et al. 2022, *ApJ*, 940, 65
- Palumbo, D. C. M., Wong, G. N., & Prather, B. S. 2020, *ApJ*, 894, 156
- Paraschos, G. F., Kim, J. Y., Wielgus, M., et al. 2024, *A&A*, 682, L3
- Penrose, R. 1969, *Nuovo Cimento Rivista Serie*, 1, 252

- Pesce, D. W., Palumbo, D. C. M., Ricarte, A., et al. 2022, *Galaxies*, 10, 109
- Pesce, D. W., Palumbo, D. C. M., Narayan, R., et al. 2021, *ApJ*, 923, 260
- Pesce, D. W., Blackburn, L., Chaves, R., et al. 2024, *ApJ*, 968, 69
- Pordes, R., Petravick, D., Kramer, B., et al. 2007, in 78, Vol. 78, *J. Phys. Conf. Ser.*, 012057
- Porth, O., Mizuno, Y., Younsi, Z., & Fromm, C. M. 2021, *MNRAS*, 502, 2023
- Psaltis, D., Johnson, M., Narayan, R., et al. 2018, arXiv e-prints, arXiv:1805.01242
- Psaltis, D., Wex, N., & Kramer, M. 2016, *ApJ*, 818, 121
- Psaltis, D., Medeiros, L., Christian, P., et al. 2020, *PhRvL*, 125, 141104
- Ramakrishnan, V., Nagar, N., Arratia, V., et al. 2023, *Galaxies*, 11, 15
- Raymond, A. W., Palumbo, D., Paine, S. N., et al. 2021, *ApJS*, 253, 5
- Raymond, A. W., Doeleman, S. S., Asada, K., et al. 2024, *The Astronomical Journal*, 168, 130
- Ricarte, A., Palumbo, D. C. M., Narayan, R., Roelofs, F., & Emami, R. 2022, *ApJL*, 941, L12
- Ricarte, A., Prather, B. S., Wong, G. N., et al. 2020, *MNRAS*, 498, 5468
- Ricarte, A., Qiu, R., & Narayan, R. 2021, *MNRAS*, 505, 523
- Ricarte, A., Tiede, P., Emami, R., Tamar, A., & Natarajan, P. 2023, *Galaxies*, 11, 6
- Rioja, M. J., Dodson, R., & Asaki, Y. 2023, *Galaxies*, 11, doi:10.3390/galaxies11010016
- Rioja, M. J., Dodson, R., Jung, T., & Sohn, B. W. 2015, *AJ*, 150, 202
- Ripperda, B., Bacchini, F., & Philippov, A. A. 2020, *ApJ*, 900, 100
- Ripperda, B., Liska, M., Chatterjee, K., et al. 2022, *ApJL*, 924, L32
- Roelofs, F., Johnson, M. D., Chael, A., et al. 2023, *ApJL*, 957, L21
- Romero, G. E. 2020, arXiv e-prints, arXiv:2010.00738
- Sfiligoi, I., Bradley, D. C., Holzman, B., et al. 2009, in 2, Vol. 2, 2009 WRI World Congress on Computer Science and Information Engineering, 428–432
- Shen, Z.-Q., Lo, K. Y., Liang, M. C., Ho, P. T. P., & Zhao, J. H. 2005, *Nature*, 438, 62
- Shin, N., Park, Y.-S., Byun, D.-Y., et al. 2022, *Journal of Korean Astronomical Society*, 55, 207
- Tiede, P., Broderick, A. E., Palumbo, D. C. M., & Chael, A. 2022, *ApJ*, 940, 182
- Torne, P., Liu, K., Eatough, R. P., et al. 2023, *ApJ*, 959, 14
- van Bemmell, I. M., Kettenis, M., Small, D., et al. 2022, *PASP*, 134, 114502
- Walker, R. C., Hardee, P. E., Davies, F. B., Ly, C., & Junor, W. 2018, *ApJ*, 855, 128
- Wielgus, M., Marchili, N., Martí-Vidal, I., et al. 2022a, *ApJL*, 930, L19
- Wielgus, M., Moscibrodzka, M., Vos, J., et al. 2022b, *A&A*, 665, L6
- Witzel, G., Martinez, G., Willner, S. P., et al. 2021, *ApJ*, 917, 73
- Wong, G. N., Du, Y., Prather, B. S., & Gammie, C. F. 2021, *ApJ*, 914, 55
- Younsi, Z., Psaltis, D., & Özel, F. 2023, *ApJ*, 942, 47

# All Authors and Affiliations

## THE EVENT HORIZON TELESCOPE COLLABORATION

KAZUNORI AKIYAMA<sup>1,2,3</sup> EZEQUIEL ALBENTOSA-RU Í Z<sup>4</sup> ANTXON ALBERDI<sup>5</sup> WALTER ALEF<sup>6</sup> JUAN CARLOS ALGABA<sup>7</sup>  
 RICHARD ANANTUA<sup>3,8,9</sup> KEIICHI ASADA<sup>10</sup> REBECCA AZULAY<sup>4,11,6</sup> UWE BACH<sup>6</sup> ANNE-KATHRIN BACZKO<sup>12,6</sup>  
 DAVID BALL<sup>13</sup> MISLAV BALOKOVI<sup>14</sup> BIDISHA BANDYOPADHYAY<sup>15</sup> JOHN BARRETT<sup>1</sup> MICHI BAUBCK<sup>16</sup>  
 BRADFORD A. BENSON<sup>17,18</sup> DAN BINTLEY<sup>19,20</sup> LINDY BLACKBURN<sup>3,8</sup> RAYMOND BLUNDELL<sup>8</sup> KATHERINE L. BOUMAN<sup>21</sup>  
 GEOFFREY C. BOWER<sup>22,23</sup> MICHAEL BREMER<sup>24</sup> ROGER BRISSENDEN<sup>3,8</sup> SILKE BRITZEN<sup>6</sup> AVERY E. BRODERICK<sup>25,26,27</sup>  
 DOMINIQUE BROGUIERE<sup>24</sup> THOMAS BRONZWAER<sup>28</sup> SANDRA BUSTAMANTE<sup>29</sup> JOHN E. CARLSTROM<sup>30,18,31,32</sup>  
 ANDREW CHAEL<sup>33</sup> CHI-KWAN CHAN<sup>13,34,35</sup> DOMINIC O. CHANG<sup>3,8</sup> Koushik CHATTERJEE<sup>3,8</sup> SHAMI CHATTERJEE<sup>36</sup>  
 MING-TANG CHEN<sup>22</sup> YONGJUN CHEN (陈永军)<sup>37,38</sup> XIAOPENG CHENG<sup>39</sup> ILJE CHO<sup>3,39,40</sup> PIERRE CHRISTIAN<sup>41</sup>  
 NICHOLAS S. CONROY<sup>42,8</sup> JOHN E. CONWAY<sup>12</sup> THOMAS M. CRAWFORD<sup>18,30</sup> GEOFFREY B. CREW<sup>1</sup>  
 ALEJANDRO CRUZ-OSORIO<sup>43,44</sup> YUZHU CUI (崔玉竹)<sup>45,46</sup> BRANDON CURD<sup>9,3,8</sup> ROHAN DAHALE<sup>5</sup>  
 JORDY DAVELAAR<sup>47,48</sup> MARIAFELICIA DE LAURENTIS<sup>49,50</sup> ROGER DEANE<sup>51,52,53</sup> JESSICA DEMPSEY<sup>19,20,54</sup>  
 GREGORY DESVIGNES<sup>6,55</sup> JASON DEXTER<sup>56</sup> VEDANT DHURU<sup>16</sup> INDU K. DIHINGIA<sup>46</sup> SHEPERD S. DOELEMAN<sup>3,8</sup>  
 SERGIO A. DZIB<sup>24,6</sup> RALPH P. EATOUGH<sup>57,6</sup> RAZIEH EMAMI<sup>8</sup> HEINO FALCKE<sup>28</sup> JOSEPH FARAH<sup>58,59</sup>  
 VINCENT L. FISH<sup>1</sup> EDWARD FOMALONT<sup>60</sup> H. ALYSON FORD<sup>13</sup> MARIANNA FOSCHI<sup>9</sup> RAQUEL FRAGA-ENCINAS<sup>28</sup>  
 WILLIAM T. FREEMAN<sup>61,62</sup> PER FRIBERG<sup>19,20</sup> CHRISTIAN M. FROMM<sup>63,44,6</sup> ANTONIO FUENTES<sup>5</sup> PETER GALSON<sup>3,64,65</sup>  
 CHARLES F. GAMMIE<sup>16,42,66</sup> ROBERTO GARCÍA<sup>24</sup> OLIVIER GENTAZ<sup>24</sup> BORIS GEORGIEV<sup>13</sup> CIRIACO GODDI<sup>67,68,69,70</sup>  
 ROMAN GOLD<sup>71</sup> ARTURO I. GÓMEZ-RUIZ<sup>72,73</sup> JOSÉ L. GÓMEZ<sup>5</sup> MINFENG GU (顾敏峰)<sup>37,74</sup> MARK GURWELL<sup>8</sup>  
 KAZUHIRO HADA<sup>75,76</sup> DARYL HAGGARD<sup>77,78</sup> RONALD HESPER<sup>79</sup> DIRK HEUMANN<sup>13</sup> LUIS C. HO (何子山)<sup>80,81</sup>  
 PAUL HO<sup>10,20,19</sup> MAREKI HONMA<sup>76,82,83</sup> CHIH-WEI L. HUANG<sup>10</sup> LEI HUANG (黄磊)<sup>37,74</sup> DAVID H. HUGHES<sup>72</sup>  
 SHIRO IKEDA<sup>2,84,85,86</sup> C. M. VIOLETTE IMPELLIZZERI<sup>87,60</sup> MAKOTO INOUE<sup>10</sup> SARA ISSAOUN<sup>8,48</sup> DAVID J. JAMES<sup>88,89</sup>  
 BUELL T. JANNUZI<sup>13</sup> MICHAEL JANSSEN<sup>28,6</sup> BRITTON JETER<sup>10</sup> WU JIANG (江悟)<sup>37</sup> ALEJANDRA JIMÉNEZ-ROSALES<sup>28</sup>  
 MICHAEL D. JOHNSON<sup>3,8</sup> SVETLANA JORSTAD<sup>90</sup> ADAM C. JONES<sup>18</sup> ABHISHEK V. JOSHI<sup>16</sup> TAEHYUN JUNG<sup>39,91</sup>  
 RAMESH KARUPPUSAMY<sup>6</sup> TOMOHISA KAWASHIMA<sup>92</sup> GARRETT K. KEATING<sup>8</sup> MARK KETTENIS<sup>93</sup> DOONG-JIN KIM<sup>1</sup>  
 JAE-YOUNG KIM<sup>94,6</sup> JONGSOO KIM<sup>39</sup> JUNHAN KIM<sup>95</sup> MOTOKI KINO<sup>2,96</sup> JUN YI KOY<sup>10</sup>  
 PRASHANT KOCHERLAKOTA<sup>44</sup> YUTARO KOFUJI<sup>76,83</sup> PATRICK M. KOCH<sup>10</sup> SHOKO KOYAMA<sup>97,10</sup> CARSTEN KRAMER<sup>24</sup>  
 JOANA A. KRAMER<sup>6</sup> MICHAEL KRAMER<sup>6</sup> THOMAS P. KRICHBAUM<sup>6</sup> CHENG-YU KUO<sup>98,10</sup> NOEMI LA BELLA<sup>28</sup>  
 SANG-SUNG LEE<sup>39</sup> AVIAD LEVIT<sup>21</sup> ZHIYUAN LI (李志远)<sup>99,100</sup> ROCCO LICO<sup>101,5</sup> GREG LINDAHL<sup>102</sup>  
 MICHAEL LINDQVIST<sup>12</sup> MIKHAIL LISAKOV<sup>103</sup> JUN LIU (刘俊)<sup>6</sup> KUO LIU<sup>6</sup> ELISABETTA LIUZZO<sup>104</sup> WEN-PING LO<sup>10,105</sup>  
 ANDREI P. LOBANOV<sup>6</sup> LAURENT LOINARD<sup>106,3,107</sup> COLIN J. LONSDALE<sup>1</sup> AMY E. LOWITZ<sup>13</sup>  
 RU-SEN LU (路如森)<sup>37,38,6</sup> NICHOLAS R. MACDONALD<sup>6</sup> JIRONG MAO (毛基荣)<sup>108,109,110</sup> NICOLA MARCHILI<sup>104,6</sup>  
 SERA MARKOFF<sup>111,112</sup> DANIEL P. MARRONE<sup>13</sup> ALAN P. MARSCHER<sup>90</sup> IVÁN MARTÍ-VIDAL<sup>4,11</sup>  
 SATOKI MATSUSHITA<sup>10</sup> LYNN D. MATTHEWS<sup>1</sup> LIA MEDEIROS<sup>47,48</sup> KARL M. MENTEN<sup>8,48</sup> IZUMI MIZUNO<sup>19,20</sup>  
 YOSUKE MIZUNO<sup>46,113,44</sup> JOSHUA MONTGOMERY<sup>78,18</sup> JAMES M. MORAN<sup>3,8</sup> KOTARO MORIYAMA<sup>44,76</sup>  
 MONIKA MOSCIBRODZKA<sup>28</sup> WANGA MULAUDZI<sup>111</sup> CORNELIA MÜLLER<sup>6,28</sup> HENDRIK MÜLLER<sup>6</sup> ALEJANDRO MUS<sup>4,11</sup>  
 GIBWA MUSOKE<sup>111,28</sup> IOANNIS MYSERLIS<sup>114</sup> HIROSHI NAGAI<sup>2,82</sup> NEIL M. NAGAR<sup>15</sup> DHANYA G. NAIR<sup>15</sup>  
 MASANORI NAKAMURA<sup>115,10</sup> GOPAL NARAYANAN<sup>29</sup> INIYAN NATARAJAN<sup>8,3</sup> ANTONIOS NATHANAIL<sup>116,44</sup>  
 SANTIAGO NAVARRO FUENTES<sup>114</sup> JOEY NEILSEN<sup>117</sup> CHUNGHONG NI<sup>26,27,25</sup> MICHAEL A. NOWAK<sup>118</sup> JUNGHWAN OH<sup>93</sup>  
 HIROKI OKINO<sup>76,83</sup> Héctor Raúl Olivares Sánchez<sup>119</sup> TOMOAKI OYAMA<sup>76</sup> FERYAL ZEL<sup>120</sup>  
 DANIEL C. M. PALUMBO<sup>3,8</sup> GEORGIOS FILIPPOS PARASCHOS<sup>6</sup> JONGHO PARK<sup>121,10</sup> HARRIET PARSONS<sup>19,20</sup>  
 NIMESH PATEL<sup>8</sup> UE-LI PEN<sup>10,25,122,123,124</sup> DOMINIC W. PESCE<sup>8,3</sup> VINCENT PIÉTU<sup>24</sup> ALEKSANDAR POPSTEFANIJA<sup>29</sup>  
 OLIVER PORTH<sup>111,44</sup> BEN PRATHER<sup>16</sup> GIACOMO PRINCIPE<sup>125,126,101</sup> DIMITRIOS PSALTIS<sup>120</sup> HUNG-YI PU<sup>127,128,10</sup>  
 VENKATESH RAMAKRISHNAN<sup>15,129,130</sup> RAMPRASAD RAO<sup>8</sup> MARK G. RAWLINGS<sup>131,19,20</sup> LUCIANO REZZULO<sup>44,132,133</sup>  
 ANGELO RICARTE<sup>3,8</sup> BART RIPPERDA<sup>122,134,123,25</sup> FREEK ROELOFS<sup>8,3,28</sup> CRISTINA ROMERO-CAIZALES<sup>10</sup>  
 EDUARDO ROS<sup>6</sup> ARASH ROSHANINESHAT<sup>13</sup> HELGE ROTTMANN<sup>6</sup> ALAN L. ROY<sup>6</sup> IGNACIO RUIZ<sup>114</sup> CHET RUSZCZYK<sup>1</sup>  
 KAZI L. J. RYGL<sup>104</sup> SALVADOR SÁNCHEZ<sup>114</sup> DAVID SÁNCHEZ-ARGÜELLES<sup>72,73</sup> MIGUEL SÁNCHEZ-PORTAL<sup>114</sup>  
 MAHITO SASADA<sup>135,76,136</sup> KAUSHIK SATAPATHY<sup>13</sup> TUOMAS SAVOLAINEN<sup>137,130,6</sup> F. PETER SCHLOERB<sup>29</sup>  
 JONATHAN SCHONFELD<sup>8</sup> KARL-FRIEDRICH SCHUSTER<sup>24</sup> LIJING SHAO<sup>81,6</sup> ZHIQIANG SHEN (沈志强)<sup>37,38</sup> DES SMALL<sup>93</sup>  
 BONG WON SOHN<sup>39,91,40</sup> JASON SOOHOO<sup>1</sup> LEÓN DAVID SOSAPANTA SALAS<sup>111</sup> KAMAL SOUCCAR<sup>29</sup>  
 JOSHUA S. STANWAY<sup>138</sup> HE SUN (孙赫)<sup>139,140</sup> FUMIE TAZAKI<sup>141</sup> ALEXANDRA J. TETARENKO<sup>142</sup> PAUL TIEDE<sup>8,3</sup>  
 REMO P. J. TILANUS<sup>13,28,87,143</sup> MICHAEL TITUS<sup>1</sup> KENJI TOMA<sup>144,145</sup> PABLO TORNE<sup>114,6</sup> TERESA TOSCANO<sup>5</sup>  
 EFTHALIA TRIANOOU<sup>5,6</sup> TYLER TRENT<sup>13</sup> SASCHA TRIPPE<sup>146</sup> MATTHEW TURK<sup>42</sup> ILSE VAN BEMMEL<sup>54</sup>  
 HUIB JAN VAN LANGEVELDE<sup>93,87,147</sup> DANIEL R. VAN ROSSUM<sup>28</sup> JESSE VOS<sup>28</sup> JAN WAGNER<sup>6</sup>  
 DEREK WARD-THOMPSON<sup>138</sup> JOHN WARDLE<sup>148</sup> JASMIN E. WASHINGTON<sup>13</sup> JONATHAN WEINTROUB<sup>3,8</sup>  
 ROBERT WHARTON<sup>6</sup> MACIEK WIELGUS<sup>6</sup> KAJ WIJK<sup>149</sup> GUNTHER WITZEL<sup>6</sup> MICHAEL F. WONDRAK<sup>28,150</sup>  
 GEORGE N. WONG<sup>151,33</sup> QINGWEN WU (吴庆文)<sup>152</sup> NITIKA YADLAPALLI<sup>21</sup> PAUL YAMAGUCHI<sup>8</sup>  
 ARISTOMENIS YFANTIS<sup>28</sup> DOOSOO YOON<sup>111</sup> ANDRÉ YOUNG<sup>28</sup> ZIRI YOUNSI<sup>153,44</sup> WEI YU (于威)<sup>8</sup>  
 FENG YUAN (袁峰)<sup>154</sup> YE-FEI YUAN (袁业飞)<sup>155</sup> J. ANTON ZENSUS<sup>6</sup> SHUO ZHANG<sup>156</sup> GUANG-YAO ZHAO<sup>5,6</sup>  
 SHAN-SHAN ZHAO (赵杉杉)<sup>157</sup>

<sup>1</sup>Massachusetts Institute of Technology Haystack Observatory, 99 Millstone Road, Westford, MA 01886, USA

<sup>2</sup>National Astronomical Observatory of Japan, 2-21-1 Osawa, Mitaka, Tokyo 181-8588, Japan

<sup>3</sup>Black Hole Initiative at Harvard University, 20 Garden Street, Cambridge, MA 02138, USA

<sup>4</sup>Departament d'Astronomia i Astrofísica, Universitat de València, C. Dr. Moliner 50, E-46100 Burjassot, València, Spain

<sup>5</sup>Instituto de Astrofísica de Andalucía-CSIC, Glorieta de la Astronomía s/n, E-18008 Granada, Spain

<sup>6</sup>Max-Planck-Institut für Radioastronomie, Auf dem Hügel 69, D-53121 Bonn, Germany

<sup>7</sup>Department of Physics, Faculty of Science, Universiti Malaya, 50603 Kuala Lumpur, Malaysia

- <sup>8</sup>Center for Astrophysics | Harvard & Smithsonian, 60 Garden Street, Cambridge, MA 02138, USA
- <sup>9</sup>Department of Physics & Astronomy, The University of Texas at San Antonio, One UTSA Circle, San Antonio, TX 78249, USA
- <sup>10</sup>Institute of Astronomy and Astrophysics, Academia Sinica, 11F of Astronomy-Mathematics Building, AS/NTU No. 1, Sec. 4, Roosevelt Rd., Taipei 106216, Taiwan, R.O.C.
- <sup>11</sup>Observatori Astronòmic, Universitat de València, C. Catedrático José Beltrán 2, E-46980 Paterna, València, Spain
- <sup>12</sup>Department of Space, Earth and Environment, Chalmers University of Technology, Onsala Space Observatory, SE-43992 Onsala, Sweden
- <sup>13</sup>Steward Observatory and Department of Astronomy, University of Arizona, 933 N. Cherry Ave., Tucson, AZ 85721, USA
- <sup>14</sup>Yale Center for Astronomy & Astrophysics, Yale University, 52 Hillhouse Avenue, New Haven, CT 06511, USA
- <sup>15</sup>Astronomy Department, Universidad de Concepción, Casilla 160-C, Concepción, Chile
- <sup>16</sup>Department of Physics, University of Illinois, 1110 West Green Street, Urbana, IL 61801, USA
- <sup>17</sup>Fermi National Accelerator Laboratory, MS209, P.O. Box 500, Batavia, IL 60510, USA
- <sup>18</sup>Department of Astronomy and Astrophysics, University of Chicago, 5640 South Ellis Avenue, Chicago, IL 60637, USA
- <sup>19</sup>East Asian Observatory, 660 N. A'ohoku Place, Hilo, HI 96720, USA
- <sup>20</sup>James Clerk Maxwell Telescope (JCMT), 660 N. A'ohoku Place, Hilo, HI 96720, USA
- <sup>21</sup>California Institute of Technology, 1200 East California Boulevard, Pasadena, CA 91125, USA
- <sup>22</sup>Institute of Astronomy and Astrophysics, Academia Sinica, 645 N. A'ohoku Place, Hilo, HI 96720, USA
- <sup>23</sup>Department of Physics and Astronomy, University of Hawaii at Manoa, 2505 Correa Road, Honolulu, HI 96822, USA
- <sup>24</sup>Institut de Radioastronomie Millimétrique (IRAM), 300 rue de la Piscine, F-38406 Saint Martin d'Hères, France
- <sup>25</sup>Perimeter Institute for Theoretical Physics, 31 Caroline Street North, Waterloo, ON N2L 2Y5, Canada
- <sup>26</sup>Department of Physics and Astronomy, University of Waterloo, 200 University Avenue West, Waterloo, ON N2L 3G1, Canada
- <sup>27</sup>Waterloo Centre for Astrophysics, University of Waterloo, Waterloo, ON N2L 3G1, Canada
- <sup>28</sup>Department of Astrophysics, Institute for Mathematics, Astrophysics and Particle Physics (IMAPP), Radboud University, P.O. Box 9010, 6500 GL Nijmegen, The Netherlands
- <sup>29</sup>Department of Astronomy, University of Massachusetts, Amherst, MA 01003, USA
- <sup>30</sup>Kavli Institute for Cosmological Physics, University of Chicago, 5640 South Ellis Avenue, Chicago, IL 60637, USA
- <sup>31</sup>Department of Physics, University of Chicago, 5720 South Ellis Avenue, Chicago, IL 60637, USA
- <sup>32</sup>Enrico Fermi Institute, University of Chicago, 5640 South Ellis Avenue, Chicago, IL 60637, USA
- <sup>33</sup>Princeton Gravity Initiative, Jadwin Hall, Princeton University, Princeton, NJ 08544, USA
- <sup>34</sup>Data Science Institute, University of Arizona, 1230 N. Cherry Ave., Tucson, AZ 85721, USA
- <sup>35</sup>Program in Applied Mathematics, University of Arizona, 617 N. Santa Rita, Tucson, AZ 85721, USA
- <sup>36</sup>Cornell Center for Astrophysics and Planetary Science, Cornell University, Ithaca, NY 14853, USA
- <sup>37</sup>Shanghai Astronomical Observatory, Chinese Academy of Sciences, 80 Nandan Road, Shanghai 200030, People's Republic of China
- <sup>38</sup>Key Laboratory of Radio Astronomy and Technology, Chinese Academy of Sciences, A20 Datun Road, Chaoyang District, Beijing, 100101, People's Republic of China
- <sup>39</sup>Korea Astronomy and Space Science Institute, Daedeok-daero 776, Yuseong-gu, Daejeon 34055, Republic of Korea
- <sup>40</sup>Department of Astronomy, Yonsei University, Yonsei-ro 50, Seodaemun-gu, 03722 Seoul, Republic of Korea
- <sup>41</sup>Physics Department, Fairfield University, 1073 North Benson Road, Fairfield, CT 06824, USA
- <sup>42</sup>Department of Astronomy, University of Illinois at Urbana-Champaign, 1002 West Green Street, Urbana, IL 61801, USA
- <sup>43</sup>Instituto de Astronomía, Universidad Nacional Autónoma de México (UNAM), Apdo Postal 70-264, Ciudad de México, México
- <sup>44</sup>Institut für Theoretische Physik, Goethe-Universität Frankfurt, Max-von-Laue-Strae 1, D-60438 Frankfurt am Main, Germany
- <sup>45</sup>Research Center for Astronomical Computing, Zhejiang Laboratory, Hangzhou 311100, Peoples Republic of China
- <sup>46</sup>Tsung-Dao Lee Institute, Shanghai Jiao Tong University, Shengrong Road 520, Shanghai, 201210, People's Republic of China
- <sup>47</sup>Department of Astrophysical Sciences, Peyton Hall, Princeton University, Princeton, NJ 08544, USA
- <sup>48</sup>NASA Hubble Fellowship Program, Einstein Fellow
- <sup>49</sup>Dipartimento di Fisica "E. Pancini", Università di Napoli "Federico II", Compl. Univ. di Monte S. Angelo, Edificio G, Via Cinthia, I-80126, Napoli, Italy
- <sup>50</sup>INFN Sez. di Napoli, Compl. Univ. di Monte S. Angelo, Edificio G, Via Cinthia, I-80126, Napoli, Italy
- <sup>51</sup>Wits Centre for Astrophysics, University of the Witwatersrand, 1 Jan Smuts Avenue, Braamfontein, Johannesburg 2050, South Africa
- <sup>52</sup>Department of Physics, University of Pretoria, Hatfield, Pretoria 0028, South Africa
- <sup>53</sup>Centre for Radio Astronomy Techniques and Technologies, Department of Physics and Electronics, Rhodes University, Makhanda 6140, South Africa
- <sup>54</sup>ASTRON, Oude Hoogeveensedijk 4, 7991 PD Dwingeloo, The Netherlands
- <sup>55</sup>LESIA, Observatoire de Paris, Université PSL, CNRS, Sorbonne Université, Université de Paris, 5 place Jules Janssen, F-92195 Meudon, France
- <sup>56</sup>JILA and Department of Astrophysical and Planetary Sciences, University of Colorado, Boulder, CO 80309, USA
- <sup>57</sup>National Astronomical Observatories, Chinese Academy of Sciences, 20A Datun Road, Chaoyang District, Beijing 100101, PR China
- <sup>58</sup>Las Cumbres Observatory, 6740 Cortona Drive, Suite 102, Goleta, CA 93117-5575, USA



- <sup>59</sup>Department of Physics, University of California, Santa Barbara, CA 93106-9530, USA
- <sup>60</sup>National Radio Astronomy Observatory, 520 Edgemont Road, Charlottesville, VA 22903, USA
- <sup>61</sup>Department of Electrical Engineering and Computer Science, Massachusetts Institute of Technology, 32-D476, 77 Massachusetts Ave., Cambridge, MA 02142, USA
- <sup>62</sup>Google Research, 355 Main St., Cambridge, MA 02142, USA
- <sup>63</sup>Institut für Theoretische Physik und Astrophysik, Universität Würzburg, Emil-Fischer-Str. 31, D-97074 Würzburg, Germany
- <sup>64</sup>Department of History of Science, Harvard University, Cambridge, MA 02138, USA
- <sup>65</sup>Department of Physics, Harvard University, Cambridge, MA 02138, USA
- <sup>66</sup>NCSA, University of Illinois, 1205 W. Clark St., Urbana, IL 61801, USA
- <sup>67</sup>Instituto de Astronomia, Geofísica e Ciências Atmosféricas, Universidade de São Paulo, R. do Mato, 1226, São Paulo, SP 05508-090, Brazil
- <sup>68</sup>Dipartimento di Fisica, Università degli Studi di Cagliari, SP Monserrato-Sestu km 0.7, I-09042 Monserrato (CA), Italy
- <sup>69</sup>INAF - Osservatorio Astronomico di Cagliari, via della Scienza 5, I-09047 Selargius (CA), Italy
- <sup>70</sup>INFN, sezione di Cagliari, I-09042 Monserrato (CA), Italy
- <sup>71</sup>CP3-Origins, University of Southern Denmark, Campusvej 55, DK-5230 Odense M, Denmark
- <sup>72</sup>Instituto Nacional de Astrofísica, Física y Electrónica. Apartado Postal 51 y 216, 72000. Puebla Pue., México
- <sup>73</sup>Consejo Nacional de Humanidades, Ciencia y Tecnología, Av. Insurgentes Sur 1582, 03940, Ciudad de México, México
- <sup>74</sup>Key Laboratory for Research in Galaxies and Cosmology, Chinese Academy of Sciences, Shanghai 200030, People's Republic of China
- <sup>75</sup>Graduate School of Science, Nagoya City University, Yamanohata 1, Mizuho-cho, Mizuho-ku, Nagoya, 467-8501, Aichi, Japan
- <sup>76</sup>Mizusawa VLBI Observatory, National Astronomical Observatory of Japan, 2-12 Hoshigaoka, Mizusawa, Oshu, Iwate 023-0861, Japan
- <sup>77</sup>Department of Physics, McGill University, 3600 rue University, Montréal, QC H3A 2T8, Canada
- <sup>78</sup>Trottier Space Institute at McGill, 3550 rue University, Montréal, QC H3A 2A7, Canada
- <sup>79</sup>NOVA Sub-mm Instrumentation Group, Kapteyn Astronomical Institute, University of Groningen, Landleven 12, 9747 AD Groningen, The Netherlands
- <sup>80</sup>Department of Astronomy, School of Physics, Peking University, Beijing 100871, People's Republic of China
- <sup>81</sup>Kavli Institute for Astronomy and Astrophysics, Peking University, Beijing 100871, People's Republic of China
- <sup>82</sup>Department of Astronomical Science, The Graduate University for Advanced Studies (SOKENDAI), 2-21-1 Osawa, Mitaka, Tokyo 181-8588, Japan
- <sup>83</sup>Department of Astronomy, Graduate School of Science, The University of Tokyo, 7-3-1 Hongo, Bunkyo-ku, Tokyo 113-0033, Japan
- <sup>84</sup>The Institute of Statistical Mathematics, 10-3 Midori-cho, Tachikawa, Tokyo, 190-8562, Japan
- <sup>85</sup>Department of Statistical Science, The Graduate University for Advanced Studies (SOKENDAI), 10-3 Midori-cho, Tachikawa, Tokyo 190-8562, Japan
- <sup>86</sup>Kavli Institute for the Physics and Mathematics of the Universe, The University of Tokyo, 5-1-5 Kashiwanoha, Kashiwa, 277-8583, Japan
- <sup>87</sup>Leiden Observatory, Leiden University, Postbus 2300, 9513 RA Leiden, The Netherlands
- <sup>88</sup>ASTRAVEO LLC, PO Box 1668, Gloucester, MA 01931
- <sup>89</sup>Applied Materials Inc., 35 Dory Road, Gloucester, MA 01930
- <sup>90</sup>Institute for Astrophysical Research, Boston University, 725 Commonwealth Ave., Boston, MA 02215, USA
- <sup>91</sup>University of Science and Technology, Gajeong-ro 217, Yuseong-gu, Daejeon 34113, Republic of Korea
- <sup>92</sup>Institute for Cosmic Ray Research, The University of Tokyo, 5-1-5 Kashiwanoha, Kashiwa, Chiba 277-8582, Japan
- <sup>93</sup>Joint Institute for VLBI ERIC (JIVE), Oude Hoogeveensedijk 4, 7991 PD Dwingeloo, The Netherlands
- <sup>94</sup>Department of Physics, Ulsan National Institute of Science and Technology (UNIST), Ulsan 44919, Republic of Korea
- <sup>95</sup>Department of Physics, Korea Advanced Institute of Science and Technology (KAIST), 291 Daehak-ro, Yuseong-gu, Daejeon 34141, Republic of Korea
- <sup>96</sup>Kogakuin University of Technology & Engineering, Academic Support Center, 2665-1 Nakano, Hachioji, Tokyo 192-0015, Japan
- <sup>97</sup>Graduate School of Science and Technology, Niigata University, 8050 Ikarashi 2-no-cho, Nishi-ku, Niigata 950-2181, Japan
- <sup>98</sup>Physics Department, National Sun Yat-Sen University, No. 70, Lien-Hai Road, Kaosiung City 80424, Taiwan, R.O.C.
- <sup>99</sup>School of Astronomy and Space Science, Nanjing University, Nanjing 210023, People's Republic of China
- <sup>100</sup>Key Laboratory of Modern Astronomy and Astrophysics, Nanjing University, Nanjing 210023, People's Republic of China
- <sup>101</sup>INAF-Istituto di Radioastronomia, Via P. Gobetti 101, I-40129 Bologna, Italy
- <sup>102</sup>Common Crawl Foundation, 9663 Santa Monica Blvd. 425, Beverly Hills, CA 90210 USA
- <sup>103</sup>Instituto de Física, Pontificia Universidad Católica de Valparaíso, Casilla 4059, Valparaíso, Chile
- <sup>104</sup>INAF-Istituto di Radioastronomia & Italian ALMA Regional Centre, Via P. Gobetti 101, I-40129 Bologna, Italy
- <sup>105</sup>Department of Physics, National Taiwan University, No. 1, Sec. 4, Roosevelt Rd., Taipei 106216, Taiwan, R.O.C.
- <sup>106</sup>Instituto de Radioastronomía y Astrofísica, Universidad Nacional Autónoma de México, Morelia 58089, México
- <sup>107</sup>David Rockefeller Center for Latin American Studies, Harvard University, 1730 Cambridge Street, Cambridge, MA 02138, USA
- <sup>108</sup>Yunnan Observatories, Chinese Academy of Sciences, 650011 Kunming, Yunnan Province, People's Republic of China

- <sup>109</sup>Center for Astronomical Mega-Science, Chinese Academy of Sciences, 20A Datun Road, Chaoyang District, Beijing, 100012, People's Republic of China
- <sup>110</sup>Key Laboratory for the Structure and Evolution of Celestial Objects, Chinese Academy of Sciences, 650011 Kunming, People's Republic of China
- <sup>111</sup>Anton Pannekoek Institute for Astronomy, University of Amsterdam, Science Park 904, 1098 XH, Amsterdam, The Netherlands
- <sup>112</sup>Gravitation and Astroparticle Physics Amsterdam (GRAPPA) Institute, University of Amsterdam, Science Park 904, 1098 XH Amsterdam, The Netherlands
- <sup>113</sup>School of Physics and Astronomy, Shanghai Jiao Tong University, 800 Dongchuan Road, Shanghai, 200240, People's Republic of China
- <sup>114</sup>Institut de Radioastronomie Millimétrique (IRAM), Avenida Divina Pastora 7, Local 20, E-18012, Granada, Spain
- <sup>115</sup>National Institute of Technology, Hachinohe College, 16-1 Uwanotai, Tamonoki, Hachinohe City, Aomori 039-1192, Japan
- <sup>116</sup>Research Center for Astronomy, Academy of Athens, Soranou Efessiou 4, 115 27 Athens, Greece
- <sup>117</sup>Department of Physics, Villanova University, 800 Lancaster Avenue, Villanova, PA 19085, USA
- <sup>118</sup>Physics Department, Washington University, CB 1105, St. Louis, MO 63130, USA
- <sup>119</sup>Departamento de Matemática da Universidade de Aveiro and Centre for Research and Development in Mathematics and Applications (CIDMA), Campus de Santiago, 3810-193 Aveiro, Portugal
- <sup>120</sup>School of Physics, Georgia Institute of Technology, 837 State St NW, Atlanta, GA 30332, USA
- <sup>121</sup>School of Space Research, Kyung Hee University, 1732, Deogyong-daero, Giheung-gu, Yongin-si, Gyeonggi-do 17104, Republic of Korea
- <sup>122</sup>Canadian Institute for Theoretical Astrophysics, University of Toronto, 60 St. George Street, Toronto, ON M5S 3H8, Canada
- <sup>123</sup>Dunlap Institute for Astronomy and Astrophysics, University of Toronto, 50 St. George Street, Toronto, ON M5S 3H4, Canada
- <sup>124</sup>Canadian Institute for Advanced Research, 180 Dundas St West, Toronto, ON M5G 1Z8, Canada
- <sup>125</sup>Dipartimento di Fisica, Università di Trieste, I-34127 Trieste, Italy
- <sup>126</sup>INFN Sez. di Trieste, I-34127 Trieste, Italy
- <sup>127</sup>Department of Physics, National Taiwan Normal University, No. 88, Sec. 4, Tingzhou Rd., Taipei 116, Taiwan, R.O.C.
- <sup>128</sup>Center of Astronomy and Gravitation, National Taiwan Normal University, No. 88, Sec. 4, Tingzhou Road, Taipei 116, Taiwan, R.O.C.
- <sup>129</sup>Finnish Centre for Astronomy with ESO, FI-20014 University of Turku, Finland
- <sup>130</sup>Aalto University Metsähovi Radio Observatory, Metsähovintie 114, FI-02540 Kylmä, Finland
- <sup>131</sup>Gemini Observatory/NSF's NOIRLab, 670 N. A'ohōkū Place, Hilo, HI 96720, USA
- <sup>132</sup>Frankfurt Institute for Advanced Studies, Ruth-Moufang-Strasse 1, D-60438 Frankfurt, Germany
- <sup>133</sup>School of Mathematics, Trinity College, Dublin 2, Ireland
- <sup>134</sup>Department of Physics, University of Toronto, 60 St. George Street, Toronto, ON M5S 1A7, Canada
- <sup>135</sup>Department of Physics, Tokyo Institute of Technology, 2-12-1 Ookayama, Meguro-ku, Tokyo 152-8551, Japan
- <sup>136</sup>Hiroshima Astrophysical Science Center, Hiroshima University, 1-3-1 Kagamiyama, Higashi-Hiroshima, Hiroshima 739-8526, Japan
- <sup>137</sup>Aalto University Department of Electronics and Nanoengineering, PL 15500, FI-00076 Aalto, Finland
- <sup>138</sup>Jeremiah Horrocks Institute, University of Central Lancashire, Preston PR1 2HE, UK
- <sup>139</sup>National Biomedical Imaging Center, Peking University, Beijing 100871, People's Republic of China
- <sup>140</sup>College of Future Technology, Peking University, Beijing 100871, People's Republic of China
- <sup>141</sup>Tokyo Electron Technology Solutions Limited, 52 Matsunagane, Iwayado, Esashi, Oshu, Iwate 023-1101, Japan
- <sup>142</sup>Department of Physics and Astronomy, University of Lethbridge, Lethbridge, Alberta T1K 3M4, Canada
- <sup>143</sup>Netherlands Organisation for Scientific Research (NWO), Postbus 93138, 2509 AC Den Haag, The Netherlands
- <sup>144</sup>Frontier Research Institute for Interdisciplinary Sciences, Tohoku University, Sendai 980-8578, Japan
- <sup>145</sup>Astronomical Institute, Tohoku University, Sendai 980-8578, Japan
- <sup>146</sup>Department of Physics and Astronomy, Seoul National University, Gwanak-gu, Seoul 08826, Republic of Korea
- <sup>147</sup>University of New Mexico, Department of Physics and Astronomy, Albuquerque, NM 87131, USA
- <sup>148</sup>Physics Department, Brandeis University, 415 South Street, Waltham, MA 02453, USA
- <sup>149</sup>Tuorla Observatory, Department of Physics and Astronomy, University of Turku, Finland
- <sup>150</sup>Radboud Excellence Fellow of Radboud University, Nijmegen, The Netherlands
- <sup>151</sup>School of Natural Sciences, Institute for Advanced Study, 1 Einstein Drive, Princeton, NJ 08540, USA
- <sup>152</sup>School of Physics, Huazhong University of Science and Technology, Wuhan, Hubei, 430074, People's Republic of China
- <sup>153</sup>Mullard Space Science Laboratory, University College London, Holmbury St. Mary, Dorking, Surrey, RH5 6NT, UK
- <sup>154</sup>Center for Astronomy and Astrophysics and Department of Physics, Fudan University, Shanghai 200438, People's Republic of China
- <sup>155</sup>Astronomy Department, University of Science and Technology of China, Hefei 230026, People's Republic of China
- <sup>156</sup>Department of Physics and Astronomy, Michigan State University, 567 Wilson Rd, East Lansing, MI 48824, USA
- <sup>157</sup>Shanghai Astronomical Observatory, Chinese Academy of Sciences, 80 Nandan Road, Shanghai 200030, Peoples Republic of China

## ACKNOWLEDGEMENTS

The Event Horizon Telescope Collaboration thanks the following organizations and programs: the Academia Sinica; the Academy of Finland (projects 274477, 284495, 312496, 315721); the Agencia Nacional de Investigación y Desarrollo (ANID), Chile via NCN19\_058 (TITANs), Fondecyt 1221421 and BASAL FB210003; the Alexander von Humboldt Stiftung; an Alfred P. Sloan Research Fellowship; Allegro, the European ALMA Regional Centre node in the Netherlands, the NL astronomy research network NOVA and the astronomy institutes of the University of Amsterdam, Leiden University, and Radboud University; the ALMA North America Development Fund; the Astrophysics and High Energy Physics programme by MCIN (with funding from European Union NextGenerationEU, PRTR-C17I1); the Black Hole Initiative, which is funded by grants from the John Templeton Foundation (60477, 61497, 62286) and the Gordon and Betty Moore Foundation (Grant GBMF-8273) - although the opinions expressed in this work are those of the author and do not necessarily reflect the views of these Foundations; the Brinson Foundation; “la Caixa” Foundation (ID 100010434) through fellowship codes LCF/BQ/DI22/11940027 and LCF/BQ/DI22/11940030; Chandra DD7-18089X and TM6-17006X; the China Scholarship Council; the China Postdoctoral Science Foundation fellowships (2020M671266, 2022M712084); Conicyt through Fondecyt Postdoctorado (project 3220195); Consejo Nacional de Humanidades, Ciencia y Tecnología (CONAHCYT, Mexico, projects U0004-246083, U0004-259839, F0003-272050, M0037-279006, F0003-281692, 104497, 275201, 263356, CBF2023-2024-1102, 257435); the Colfuturo Scholarship; the Consejería de Economía, Conocimiento, Empresas y Universidad of the Junta de Andalucía (grant P18-FR-1769), the Consejo Superior de Investigaciones Científicas (grant 2019AEP112); the Delaney Family via the Delaney Family John A. Wheeler Chair at Perimeter Institute; Dirección General de Asuntos del Personal Académico-Universidad Nacional Autónoma de México (DGAPA-UNAM, projects IN112820 and IN108324); the Dutch Research Council (NWO) for the VICI award (grant 639.043.513), the grant OCENW.KLEIN.113, and the Dutch Black Hole Consortium (with project No. NWA 1292.19.202) of the research programme the National Science Agenda; the Dutch National Supercomputers, Cartesius and Snellius (NWO grant 2021.013); the EACOA Fellowship awarded by the East Asia Core Observatories Association, which consists of the Academia Sinica Institute of Astronomy and Astrophysics, the National Astronomical Observatory of Japan, Center for Astronomical Mega-Science, Chinese Academy of Sciences, and the Korea Astronomy and Space Science Institute; the European Research Council (ERC) Synergy Grant “BlackHoleCam: Imaging the Event Horizon of Black Holes” (grant 610058) and Synergy Grant “BlackHolic: Colour Movies of Black Holes: Understanding Black Hole Astrophysics from the Event Horizon to Galactic Scales” (grant 10107164); the European Union Horizon 2020 research and innovation programme under grant agreements RadioNet (No. 730562), M2FINDERS (No. 101018682) and FunFiCO (No. 777740); the European Research Council for advanced grant ‘JETSET: Launching, propagation and emission of relativistic jets from binary mergers and across mass scales’ (grant No. 884631); the European Horizon Europe staff exchange (SE) programme HORIZON-MSCA-2021-SE-01 grant NewFunFiCO (No. 10108625); the Horizon ERC Grants 2021 programme under grant agreement No. 101040021; the FAPESP (Fundação de Amparo à Pesquisa do Estado de São Paulo) under grant 2021/01183-8; the Fondo CAS-ANID folio CAS220010; the Generalitat Valenciana (grants APOSTD/2018/177 and ASFAE/2022/018) and GenT Program (project CIDEAGENT/2018/021); the Gordon and Betty Moore Foundation (GBMF-3561, GBMF-5278, GBMF-10423); the Institute for Advanced Study; the ICSC Centro Nazionale di Ricerca in High Performance Computing, Big Data and Quantum Computing, funded by European Union NextGenerationEU; the Istituto Nazionale di Fisica Nucleare (INFN) sezione di Napoli, iniziative specifiche TEONGRAV; the International Max Planck Research School for Astronomy and Astrophysics at the Universities of Bonn and Cologne; the Italian Ministry of University and Research (MUR) Project CUP F53D23001260001, funded by the European Union NextGenerationEU; DFG research grant “Jet physics on horizon scales and beyond” (grant No. 443220636); Joint Columbia/Flatiron Postdoctoral Fellowship (research at the Flatiron Institute is supported by the Simons Foundation); the Japan Ministry of Education, Culture, Sports, Science and Technology (MEXT; grant JPMXP1020200109); the Japan Society for the Promotion of Science (JSPS) Grant-in-Aid for JSPS Research Fellowship (JP17J08829); the Joint Institute for Computational Fundamental Science, Japan; the Key Research Program of Frontier Sciences, Chinese Academy of Sciences (CAS, grants QYZDJ-SSW-SLH057, QYZDJSSW-SYS008, ZDBS-LY-SLH011); the Leverhulme Trust Early Career Research Fellowship; the Max-Planck-Gesellschaft (MPG); the Max Planck Partner Group of the MPG and the CAS; the MEXT/JSPS KAKENHI (grants 18KK0090, JP21H01137, JP18H03721, JP18K13594, 18K03709, JP19K14761, 18H01245, 25120007, 19H01943, 21H01137, 21H04488, 22H00157, 23K03453); the MICINN Research Projects PID2019-108995GB-C22, PID2022-140888NB-C22; the MIT International Science and Technology Initiatives (MISTI) Funds; the Ministry of Science and Technology (MOST) of Taiwan (103-2119-M-001-010-MY2, 105-2112-M-001-025-MY3, 105-2119-M-001-042, 106-2112-M-001-011, 106-2119-M-001-013, 106-2119-M-001-027, 106-

2923-M-001-005, 107-2119-M-001-017, 107-2119-M-001-020, 107-2119-M-001-041, 107-2119-M-110-005, 107-2923-M-001-009, 108-2112-M-001-048, 108-2112-M-001-051, 108-2923-M-001-002, 109-2112-M-001-025, 109-2124-M-001-005, 109-2923-M-001-001, 110-2112-M-001-033, 110-2124-M-001-007 and 110-2923-M-001-001); the National Science and Technology Council (NSTC) of Taiwan (111-2124-M-001-005, 112-2124-M-001-014 and 112-2112-M-003-010-MY3); the Ministry of Education (MoE) of Taiwan Yushan Young Scholar Program; the Physics Division, National Center for Theoretical Sciences of Taiwan; the National Aeronautics and Space Administration (NASA, Fermi Guest Investigator grant 80NSSC23K1508, NASA Astrophysics Theory Program grant 80NSSC20K0527, NASA NuSTAR award 80NSSC20K0645); NASA Hubble Fellowship Program Einstein Fellowship; NASA Hubble Fellowship grants HST-HF2-51431.001-A, HST-HF2-51482.001-A, HST-HF2-51539.001-A awarded by the Space Telescope Science Institute, which is operated by the Association of Universities for Research in Astronomy, Inc., for NASA, under contract NAS5-26555; the National Institute of Natural Sciences (NINS) of Japan; the National Key Research and Development Program of China (grant 2016YFA0400704, 2017YFA0402703, 2016YFA0400702); the National Science and Technology Council (NSTC, grants NSTC 111-2112-M-001 -041, NSTC 111-2124-M-001-005, NSTC 112-2124-M-001-014); the US National Science Foundation (NSF, grants AST-0096454, AST-0352953, AST-0521233, AST-0705062, AST-0905844, AST-0922984, AST-1126433, OIA-1126433, AST-1140030, DGE-1144085, AST-1207704, AST-1207730, AST-1207752, MRI-1228509, OPP-1248097, AST-1310896, AST-1440254, AST-1555365, AST-1614868, AST-1615796, AST-1715061, AST-1716327, AST-1726637, OISE-1743747, AST-1743747, AST-1816420, AST-1935980, AST-1952099, AST-2034306, AST-2205908, AST-2307887); NSF Astronomy and Astrophysics Postdoctoral Fellowship (AST-1903847); the Natural Science Foundation of China (grants 11650110427, 10625314, 11721303, 11725312, 11873028, 11933007, 11991052, 11991053, 12192220, 12192223, 12273022, 12325302, 12303021); the Natural Sciences and Engineering Research Council of Canada (NSERC, including a Discovery Grant and the NSERC Alexander Graham Bell Canada Graduate Scholarships-Doctoral Program); the National Research Foundation of Korea (the Global PhD Fellowship Grant: grants NRF-2015H1A2A1033752; the Korea Research Fellowship Program: NRF-2015H1D3A1066561; Brain Pool Program: RS-2024-00407499; Basic Research Support Grant 2019R1F1A1059721, 2021R1A6A3A01086420, 2022R1C1C1005255, 2022R1F1A1075115); Netherlands Research School for Astronomy (NOVA) Virtual Institute of Accretion (VIA) post-doctoral fellowships; NOIRLab, which is managed by the Association of Universities for Research in Astronomy (AURA) under a cooperative agreement with the National Science Foundation; Onsala Space Observatory (OSO) national infrastructure, for the provisioning of its facilities/observational support (OSO receives funding through the Swedish Research Council under grant 2017-00648); the Perimeter Institute for Theoretical Physics (research at Perimeter Institute is supported by the Government of Canada through the Department of Innovation, Science and Economic Development and by the Province of Ontario through the Ministry of Research, Innovation and Science); the Portuguese Foundation for Science and Technology (FCT) grants (Individual CEEC program - 5th edition, <https://doi.org/10.54499/UIDB/04106/2020>, <https://doi.org/10.54499/UIDP/04106/2020>, PTDC/FIS-AST/3041/2020, CERN/FIS-PAR/0024/2021, 2022.04560.PTDC); the Princeton Gravity Initiative; the Spanish Ministerio de Ciencia e Innovación (grants PGC2018-098915-B-C21, AYA2016-80889-P, PID2019-108995GB-C21, PID2020-117404GB-C21); the University of Pretoria for financial aid in the provision of the new Cluster Server nodes and SuperMicro (USA) for a SEEDING GRANT approved toward these nodes in 2020; the Shanghai Municipality orientation program of basic research for international scientists (grant no. 22JC1410600); the Shanghai Pilot Program for Basic Research, Chinese Academy of Science, Shanghai Branch (JCYJ-SHFY-2021-013); the Simons Foundation (grant 00001470); the State Agency for Research of the Spanish MCIU through the “Center of Excellence Severo Ochoa” award for the Instituto de Astrofísica de Andalucía (SEV-2017- 0709); the Spanish Ministry for Science and Innovation grant CEX2021-001131-S funded by MCIN/AEI/10.13039/501100011033; the Spinoza Prize SPI 78-409; the South African Research Chairs Initiative, through the South African Radio Astronomy Observatory (SARAO, grant ID 77948), which is a facility of the National Research Foundation (NRF), an agency of the Department of Science and Innovation (DSI) of South Africa; the Swedish Research Council (VR); the Taplin Fellowship; the Toray Science Foundation; the UK Science and Technology Facilities Council (grant no. ST/X508329/1); the US Department of Energy (USDOE) through the Los Alamos National Laboratory (operated by Triad National Security, LLC, for the National Nuclear Security Administration of the USDOE, contract 89233218CNA000001); and the YCAA Prize Postdoctoral Fellowship. This work was supported by the National Research Foundation of Korea(NRF) grant funded by the Korea government(MSIT) (RS-2024-00449206).

We thank the staff at the participating observatories, correlation centers, and institutions for their enthusiastic support. This paper makes use of the following ALMA data: ADS/JAO.ALMA#2016.1.01154.V,

ADS/JAO.ALMA#2016.1.01404.V, ADS/JAO.ALMA#2017.1.00797.V, ADS/JAO.ALMA#2017.1.00841.V, ADS/JAO.ALMA#2018.1.01159.V, ADS/JAO.ALMA#2019.1.01797.V, ADS/JAO.ALMA#2019.1.01812.V, ADS/JAO.ALMA#2021.1.00906.V, ADS/JAO.ALMA#2021.1.00910.V, ADS/JAO.ALMA#2022.1.01268.V, ADS/JAO.ALMA#2023.1.01243.V, and ADS/JAO.ALMA#2023.1.01244.V. ALMA is a partnership of the European Southern Observatory (ESO; Europe, representing its member states), NSF, and National Institutes of Natural Sciences of Japan, together with National Research Council (Canada), Ministry of Science and Technology (MOST; Taiwan), Academia Sinica Institute of Astronomy and Astrophysics (ASIAA; Taiwan), and Korea Astronomy and Space Science Institute (KASI; Republic of Korea), in cooperation with the Republic of Chile. The Joint ALMA Observatory is operated by ESO, Associated Universities, Inc. (AUI)/NRAO, and the National Astronomical Observatory of Japan (NAOJ). The NRAO is a facility of the NSF operated under cooperative agreement by AUI. This research used resources of the Oak Ridge Leadership Computing Facility at the Oak Ridge National Laboratory, which is supported by the Office of Science of the U.S. Department of Energy under contract No. DE-AC05-00OR22725; the ASTROVIVES FEDER infrastructure, with project code IDIFEDER-2021-086; the computing cluster of Shanghai VLBI correlator supported by the Special Fund for Astronomy from the Ministry of Finance in China; We also thank the Center for Computational Astrophysics, National Astronomical Observatory of Japan. This work was supported by FAPESP (Fundacao de Amparo a Pesquisa do Estado de Sao Paulo) under grant 2021/01183-8.

APEX is a collaboration between the Max-Planck-Institut für Radioastronomie (Germany), ESO, and the Onsala Space Observatory (Sweden). The SMA is a joint project between the SAO and ASIAA and is funded by the Smithsonian Institution and the Academia Sinica. The JCMT is operated by the East Asian Observatory on behalf of the NAOJ, ASIAA, and KASI, as well as the Ministry of Finance of China, Chinese Academy of Sciences, and the National Key Research and Development Program (No. 2017YFA0402700) of China and Natural Science Foundation of China grant 11873028. Additional funding support for the JCMT is provided by the Science and Technologies Facility Council (UK) and participating universities in the UK and Canada. The LMT is a project operated by the Instituto Nacional de Astrófisica, Óptica, y Electrónica (Mexico) and the University of Massachusetts at Amherst (USA). The IRAM 30-m telescope on Pico Veleta, Spain is operated by IRAM and supported by CNRS (Centre National de la Recherche Scientifique, France), MPG (Max-Planck-Gesellschaft, Germany), and IGN (Instituto Geográfico Nacional, Spain). The SMT is operated by the Arizona Radio Observatory, a part of the Steward Observatory of the University of Arizona, with financial support of operations from the State of Arizona and financial support for instrumentation development from the NSF. Support for SPT participation in the EHT is provided by the National Science Foundation through award OPP-1852617 to the University of Chicago. Partial support is also provided by the Kavli Institute of Cosmological Physics at the University of Chicago. The SPT hydrogen maser was provided on loan from the GLT, courtesy of ASIAA.

This work used the Extreme Science and Engineering Discovery Environment (XSEDE), supported by NSF grant ACI-1548562, and CyVerse, supported by NSF grants DBI-0735191, DBI-1265383, and DBI-1743442. XSEDE Stampede2 resource at TACC was allocated through TG-AST170024 and TG-AST080026N. XSEDE JetStream resource at PTI and TACC was allocated through AST170028. This research is part of the Frontera computing project at the Texas Advanced Computing Center through the Frontera Large-Scale Community Partnerships allocation AST20023. Frontera is made possible by National Science Foundation award OAC-1818253. This research was done using services provided by the OSG Consortium (Pordes et al. 2007; Sfiligoi et al. 2009), which is supported by the National Science Foundation award Nos. 2030508 and 1836650. Additional work used ABACUS2.0, which is part of the eScience center at Southern Denmark University, and the Kultrun Astronomy Hybrid Cluster (projects Conicyt Programa de Astronomia Fondo Quimal QUIMAL170001, Conicyt PIA ACT172033, Fondecyt Iniciacion 11170268, Quimal 220002). Simulations were also performed on the SuperMUC cluster at the LRZ in Garching, on the LOEWE cluster in CSC in Frankfurt, on the HazelHen cluster at the HLRS in Stuttgart, and on the Pi2.0 and Siyuan Mark-I at Shanghai Jiao Tong University. The computer resources of the Finnish IT Center for Science (CSC) and the Finnish Computing Competence Infrastructure (FCCI) project are acknowledged. This research was enabled in part by support provided by Compute Ontario (<http://computeontario.ca>), Calcul Quebec (<http://www.calculquebec.ca>), and Compute Canada (<http://www.computecanada.ca>).

The EHTC has received generous donations of FPGA chips from Xilinx Inc., under the Xilinx University Program. The EHTC has benefited from technology shared under open-source license by the Collaboration for Astronomy Signal Processing and Electronics Research (CASPER). The EHT project is grateful to T4Science and Microsemi for their assistance with hydrogen masers. This research has made use of NASA’s Astrophysics Data System. We gratefully

acknowledge the support provided by the extended staff of the ALMA, from the inception of the ALMA Phasing Project through the observational campaigns of 2017 and 2018. We would like to thank A. Deller and W. Brisken for EHT-specific support with the use of DiFX. We thank Martin Shepherd for the addition of extra features in the Difmap software that were used for the CLEAN imaging results presented in this paper. We acknowledge the significance that Maunakea, where the SMA and JCMT EHT stations are located, has for the indigenous Hawaiian people.