

GRAPHIC: A GRAPH-BASED IN-CONTEXT EXAMPLE RETRIEVAL MODEL FOR MULTI-STEP REASONING

Jiale Fu¹, Yaqing Wang^{2,*}, Simeng Han³, Jiaming Fan¹, Chen Si⁴, Xu Yang^{1,*}

¹Southeast University, ²Beijing Institute of Mathematical Sciences and Applications,

³Yale University, ⁴University of California, San Diego, *Corresponding author.

{jiale.fu, 213210190, xuyang_palm}@seu.edu.cn,

ywangcy@connect.ust.hk, simeng.han@yale.edu, chsi@ucsd.edu

ABSTRACT

In-context learning (ICL) enables large language models (LLMs) to generalize to new tasks by incorporating a few in-context examples (ICEs) directly in the input, without updating parameters. However, the effectiveness of ICL heavily relies on the selection of ICEs, and conventional text-based embedding methods are often inadequate for tasks that require multi-step reasoning, such as mathematical and logical problem solving. This is due to the bias introduced by shallow semantic similarities that fail to capture the deeper reasoning structures required for these tasks. We present GraphIC, a novel approach that leverages graph-based representations of reasoning processes, coupled with Bayesian Networks (BNs) to select ICEs. Graph structures inherently filter out shallow semantics while preserving the core reasoning structure. Importantly, BNs capture the dependency of a node’s attributes on its parent nodes, closely mirroring the hierarchical nature of human cognition—where each thought is shaped by preceding ones. This makes BNs particularly well-suited for multi-step reasoning tasks, aligning the process more closely with human-like reasoning. Extensive experiments across three types of reasoning tasks (mathematical reasoning, code generation, and logical reasoning) demonstrate that GraphIC outperforms both training-free and training-based models in selecting ICEs, excelling in terms of both effectiveness and efficiency. We show that GraphIC enhances ICL’s performance and interpretability, significantly advancing ICE selection for multi-step reasoning tasks.

1 INTRODUCTION

In-context learning (ICL) (Brown et al., 2020) represents a paradigm in how large language models (LLMs) perform inference by using a small number of in-context examples (ICEs) within the input prompt. This technique enables LLMs to generalize to new tasks or enhance their performance on existing tasks without updating parameters. However, previous studies have highlighted the sensitivity of ICL performance to the specific ICEs selected (Zhao et al., 2021; Liu et al., 2022), underscoring the importance of strategic ICE selection. Consequently, numerous methods have been proposed to optimize the selection of ICEs, focusing on improving task performance and ensuring greater robustness (Liu et al., 2022; Rubin et al., 2022; Ye et al., 2023; Gupta et al., 2024). These methods frequently rely on text-based embeddings, where both the query and candidate ICEs are embedded using a language encoder, with similarity scores guiding the selection process.

Current text-based embedding selection methods primarily focus on capturing semantic-level similarity, demonstrating their utility in tasks such as sentiment analysis (Liu et al., 2022) and machine translation (Agrawal et al., 2023). However, these approaches encounter significant limitations in multi-step mathematical and logical reasoning tasks, such as GSM8K (Cobbe et al., 2021) and ProofWriter (Tafjord et al., 2021). The core issue lies in the fact that textual data often encodes a substantial amount of shallow semantic information, which is largely irrelevant to the underlying reasoning processes required for math and logic tasks. This extraneous information introduces bias in the selection of ICEs (An et al., 2023), and can even lead the LLM to adopt misleading reasoning strategies, thereby degrading task performance. For example, in a problem involving speed calculation (i.e., determining the rate of change of distance over time), text-based embeddings may

Question:

Marissa is hiking a 12-mile trail. She took 1 hour to walk the first 4 miles, then another hour to walk the next two miles. If she wants her average speed to be 4 miles per hour, what speed (in miles per hour) does she need to walk the remaining distance?

Text-based Retrieval:

Q: Jeannie hikes the 12 miles to Mount Overlook at a pace of 4 miles per hour, and then returns at a pace of 6 miles per hour. How long did her hike take, in hours?

A: Up, took $12 / 4 = 3$ hours.
Down, took $12 / 6 = 2$ hours.
Total time was $3 + 2 = 5$ hours.

Q: Sadie, Ariana and Sarah are running a relay race. Each part of the race is a different length and covers different terrain. It takes Sadie 2 hours to run through the forest at an average speed of 3 miles per hour. Ariana sprints across the open field on her section at 6 miles per hour for half an hour. If Sarah runs along the beach at four miles per hour and their total time for the race is four and half hours, what is the total distance of the race?

A: Sadie ran for 3 miles/hour * 2 hour = 6 miles.
Ariana covered a distance of 6 miles/hour * (1/2) hour = 3 miles.
Sarah ran for 4.5 hours - 2 hours - 0.5 hours = 2 hours.
In this time, Sarah traveled a distance of 4 miles/hour * 2 hours = 8 miles.
The total distance for the race was 6 miles + 3 miles + 8 miles = 17 miles.
...

Output:

12 miles / 4 mph = 3 hours
She has already walked for $1 + 1 = 2$ hours
She has $3 - 2 = 1$ hour left to walk the remaining distance
She has 0 miles left to walk ❌

Graph-based Retrieval:

Q: Rachel is stuffing envelopes. She has eight hours to complete the task, and there are 1,500 envelopes. In the first hour, Rachel stuffs 135 envelopes. The second hour she stuffs 141 envelopes. How many envelopes will Rachel need to stuff per hour to finish the job?

A: Rachel has $1500 - 135 - 141$ envelopes = 1224 envelopes remaining to stuff.
Rachel has 8 hours - 2 hours = 6 hours left to finish the task.
Rachel needs to stuff 1224 envelopes / 6 hours = 204 envelopes per hour.

Q: Allie has 9 toys, which are in total worth \$52. If we know that one toy is worth \$12, and all the other toys have the same value, how much does one of the other toys cost?

A: Allie has $9 - 1 = 8$ toys of the same value.
Without the value of the one \$12 toy, all 8 other toys are worth in total $52 - 12 = 40$.
That would mean, that one of the other toys is worth $40 / 8 = 5$.
...

Output:

Marissa has walked $4 + 2 = 6$ miles so far.
She has $12 - 6 = 6$ miles left to walk.
She wants to walk the entire trail in 12 miles / 4 mph = 3 hours.
She has already walked for $1 + 1 = 2$ hours.
She has $3 - 2 = 1$ hour left to walk the remaining 6 miles.
She needs to walk 6 miles / 1 hour = 6 mph. ✅

Figure 1: ICL with different ICE retrieval mechanisms. The left panel shows examples retrieved via BERT embedding (Devlin et al., 2019), while the right panel displays examples retrieved via GraphIC. Semantically related terms are highlighted in blue, and quantities or variables needing resolution are highlighted in green.

prioritize examples that focus on solving for time or distance due to their closer semantic similarity, as shown in Figure 1 (left). This misalignment steers the LLM away from the correct problem-solving approach. Therefore, a novel representation is needed to enhance example retrieval for tasks involving multi-step mathematical and logical reasoning.

Extensive research indicates that graph-based representations, in contrast to text, align more closely with human cognitive processes and are better equipped to model multi-step reasoning (Friston, 2008; Besta et al., 2024; Yao et al., 2023). Graphs enable the filtering of irrelevant shallow semantic content while preserving the core reasoning structure, thus facilitating the development of an unbiased example retrieval mechanism. More critically, this representation offers a novel and interpretable approach for constructing example retrievers. When solving multi-step reasoning problems, the ideal examples are those whose reasoning processes can be directly applied to the query. In other words, after extracting the thought pattern from these examples, the same logic can be reused to solve the query question and arrive at the correct answer. Graph structures provide an explicit means to model these reasoning processes, enabling us to extract implicit thought patterns and assess their transferability to new problems.

More formally, a reasoning process can be modeled as a graph G with attributes (x_1, \dots, x_n) , where each x_i represents the attribute of vertex v_i , corresponding to the thought at v_i . We further assume that the probability density function governing the sequence of thoughts throughout the reasoning process is given by $p(x_1, \dots, x_n; G, W)$, where W denotes the parameters of the underlying thought pattern. Given a query question q and its associated reasoning graph G^q , our goal is to retrieve ICEs with parameterized thought patterns W^i that maximize the probability density $p(x_1^q, \dots, x_n^q; G^q, W^i)$, i.e., maximizing the likelihood of solving q correctly. To achieve this, we employ a Bayesian Network (BN) (Pearl, 2014), a type of probabilistic graphical model, to represent the multi-step reasoning process and to parameterize the thought patterns. The motivation for using BN lies in their inherent similarity to human cognition; they assume that the value of each node (thought) is influenced by the values of preceding nodes, mirroring the way new ideas are constructed based on prior knowledge. This structure makes BNs particularly well-suited for capturing the dependencies and progression of reasoning steps.

In this paper, we introduce GraphIC, a **Graph-based In-Context Example Retrieval Model**. The key idea is to leverage graph representations of reasoning processes to enhance the retrieval of ICEs. Specifically, we first prompt the LLM to generate “thought graphs” for both the candidate examples and the query question, where each graph encodes the reasoning steps involved. We then employ a BN to model each thought graph of candidate examples and estimate the associated parameters through maximum likelihood estimation, which we reformulate as a bilinear form maximization problem with a closed-form solution. To better simulate human-like reasoning, we incorporate a personalized PageRank (PPR) mechanism (Page, 1999), reflecting the cognitive tendency to re-visit starting point during reasoning, a characteristic well-aligned with the assumptions behind PPR. Once the thought graphs and their parameters are computed, we select examples whose parameters maximize the probability density of thoughts on the query question’s thought graph. Note that we leverage a graph model to aid ICE retrieval, not for direct problem-solving. The solution is driven by the LLM’s reasoning capabilities. This approach ensures that the retrieved examples, though not necessarily semantically similar to the query, align with the underlying reasoning process. As shown in Figure 1(right), GraphIC retrieves examples that, while not focusing on semantically similar tasks, share a common reasoning structure—for instance, solving for rates such as how the number of envelopes changes over time or how costs vary with the number of toys. This guides the LLM towards the correct solution.

We evaluate GraphIC against 10 baseline models on three multi-step reasoning tasks: mathematical reasoning, code generation, and logical reasoning. Results show GraphIC excels in selecting relevant ICEs, surpassing existing methods in effectiveness and efficiency. Additionally, GraphIC shows faster performance improvements with more ICEs and exhibits asymmetry, mirroring real-world reasoning. Key contributions are summarized as follows: 1) We introduce a novel graph-based representation, the “thought graph”, to model multi-step reasoning processes. This approach effectively filters out irrelevant shallow semantic information while preserving the essential reasoning steps. 2) By leveraging BNs, we design a retrieval mechanism that maximizes the probability density of solving the query problem, providing a more objective-driven and interpretable retrieval process. 3) Our experimental results indicate that GraphIC, despite being a training-free model, outperforms both training-free and training-based models across various multi-step reasoning tasks.

2 RELATED WORK

Existing ICE selection techniques can be classified as either training-free or training-based, depending on whether a retriever needs to be trained.

Training-free approaches are generally divided into two types: (i) those that use heuristic criteria such as similarity (Liu et al., 2022; Hu et al., 2022), diversity (Cho et al., 2023; Zhang et al., 2022b; Levy et al., 2023; Hongjin et al., 2022; Zhang et al., 2023), complexity (Fu et al., 2022), or combinations of these (Agrawal et al., 2023; Tonglet et al., 2023; Gupta et al., 2023) to select in-context examples (ICEs); (ii) those that leverage feedback from LLMs, such as probability distributions (Wu et al., 2023; Nguyen & Wong, 2023; Li & Qiu, 2023; Yang et al., 2023), perplexity (Gonen et al., 2023), or the model’s generated output (An et al., 2023) to guide the selection process. While training-free approaches avoid the computational and time overhead associated with model training, their relatively simplistic architecture often results in sub-optimal performance compared to training-based methods.

Training-based methods are typically divided into two main categories. The first learns to select individual examples and then extends this to k -shot scenarios (Rubin et al., 2022; Xiong et al., 2024; Gupta et al., 2024). The second models the selection of a group of examples as a whole (Ye et al., 2023; Wang et al., 2023; Zhang et al., 2022a; Scarlatos & Lan, 2023; Lu et al., 2022; Peng et al., 2023; Xu et al., 2024). While training-based approaches usually achieve superior performance, their reliance on repeated LLM queries and model training makes them both computationally intensive and time-consuming.

Our proposed GraphIC method is not only training-free and inherently efficient but also incorporates an advanced graph-based example retriever specifically designed for multi-step reasoning tasks. This sophisticated design enables GraphIC to achieve a significant performance advantage, even surpassing training-based methods.

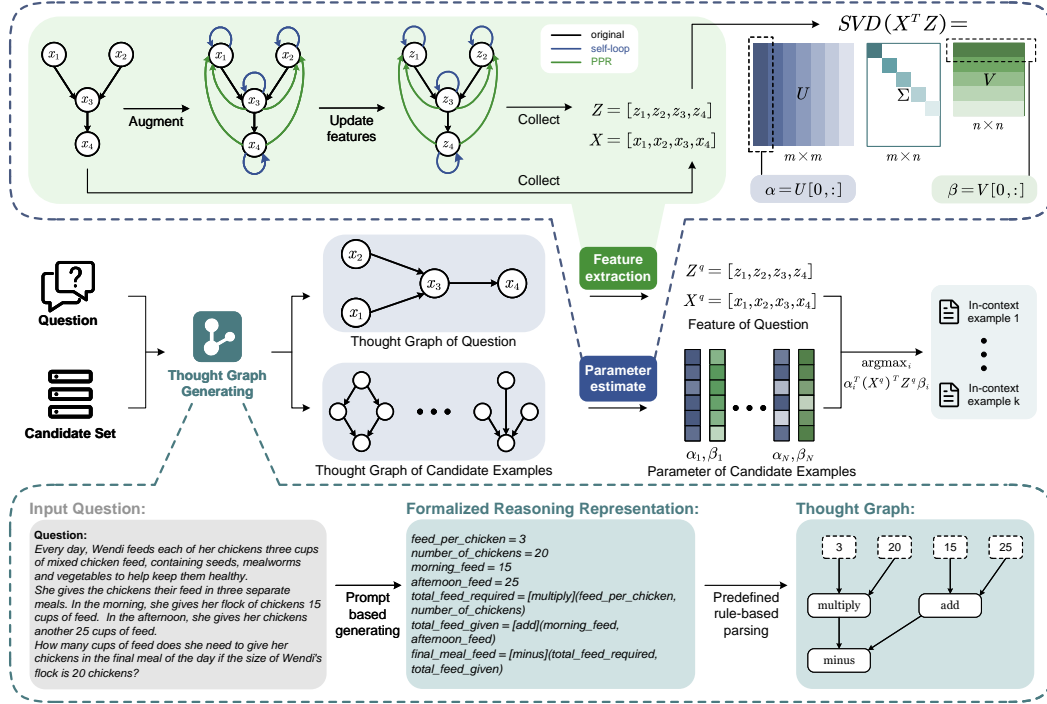


Figure 2: The overall pipeline of GraphIC. First, the question and candidate examples are processed through the thought graph generation module, where the LLM generates formalized reasoning representations, which are then parsed into thought graphs. For the question’s thought graph, we extract X (cognitive process per vertex) and compute aggregated feature Z . For candidates, parameters α_i and β_i are estimated to capture relevant thought patterns. We then evaluate the applicability of these patterns on the query’s thought graph, enabling ICE selection.

3 PRELIMINARIES: BAYESIAN NETWORK

A Bayesian Network (BN) (Pearl, 2014) is a probabilistic graphical model that represents conditional dependencies among random variables via a directed acyclic graph (DAG). In a DAG $G = (V, E)$, $V = \{v_1, \dots, v_n\}$ denotes the vertices corresponding to random variables, and E denotes the conditional dependencies. Each vertex v_i is associated with a random variable X_i , and the joint probability distribution is factorized as:

$$p(x_1, x_2, \dots, x_n) = \prod_{i=1}^n p(x_i | \text{pa}(v_i)), \quad (1)$$

where $x_i \in \mathbb{R}^{n_f}$ denotes the value of the random variable X_i , $\text{pa}(v_i)$ refers to the set of parent variables for v_i , and $p(x_i | \text{pa}(v_i))$ is typically modeled as:

$$p(x_i | \text{pa}(v_i)) = g(\text{dist}(x_i, \hat{x}_i)), \quad (2)$$

with $\hat{x}_i = Wz_i$ and $z_i = f(\text{pa}(v_i))$. Here, \hat{x}_i represents the predicted value of x_i based on z_i , where z_i aggregates information from the parent nodes $\text{pa}(v_i)$. The weight matrix W is used to predict \hat{x}_i , $f(\cdot)$ denotes the aggregation function, $\text{dist}(\cdot, \cdot)$ is a distance metric between x_i and \hat{x}_i , and $g(\cdot)$ is a function that satisfies: 1. monotonicity: $g'(u) \leq 0$ for $u \geq 0$; and 2) normalization: $\int_x g(\text{dist}(x, \hat{x}_i)) dx = 1$.

Given the aggregated features $Z = (z_1, \dots, z_n)^\top$ where \top denotes the transpose operation, organizing the individual feature vectors z_i into a matrix where each row corresponds to a feature vector, along with the distance function $\text{dist}(\cdot, \cdot)$ and function $g(\cdot)$, the joint probability density of the dataset $\tilde{X} = (x_1, x_2, \dots, x_n)^\top$ can be computed.

4 THE PROPOSED GRAPHIC

In this work, we propose a novel approach called GraphIC for representing the problem-solving process through a graph-based model, intending to select examples that maximize the probability density of capturing the correct reasoning process. First, we introduce “thought graphs”, a formal

structure designed to represent the reasoning process underlying each example (Section 4.1). Building on this, we develop a probabilistic framework for modeling the thought graph, enabling us to compute the probability density associated with a given thought graph (Section 4.2). This probabilistic model serves as the foundation for our example selection strategy, which prioritizes examples that maximize the probability density of thoughts on the thought graph of query question (Section 4.3). The overall framework is illustrated in Figure 2.

4.1 THOUGHT GRAPH AND ITS CONSTRUCTION

We begin by introducing the concept of a thought graph and its construction, inspired by the hierarchical structure of human cognition in problem-solving. The human thought process, especially when addressing complex problems, can be naturally modeled as a graph-like structure (Friston, 2008; Besta et al., 2024; Yao et al., 2023). In this work, we present the “thought graph” as a structure for modeling the cognitive process of LLMs during multi-step reasoning tasks. Formally, a thought graph G is represented as a vertex-attributed graph, where each vertex is associated with a natural language text, corresponding to the description of the operation performed or the intermediate conclusion reached at that step. To facilitate computation, we further represent the vertex attributes as the BERT embedding (Devlin et al., 2019) of corresponding text, denoted as x_i .

Since LLMs are not natively equipped to output graph structures, we propose a methodology to generate these graphs from LLM outputs. As illustrated in Figure 2, we prompt the LLM to generate a “formalized reasoning representation” (FRR), which is subsequently parsed to construct the thought graph. The detailed prompt and parser pseudo-code are provided in Appendix D.

After constructing the thought graph, a straightforward way to select in-context examples (ICEs) is to compare the similarities between graph embeddings. To compute these embeddings, we employ a widely adopted method where each graph embedding is generated through iterative aggregation of node information, as outlined by Togninalli et al. (2019). Specifically, this process is formalized as:

$$X^{h+1} = \tilde{A}X^h, \quad X^0 = X = (x_1, x_2, \dots, x_n)^\top, \quad (3)$$

where $\tilde{A} = \tilde{D}_A^{-\frac{1}{2}}(A + I)\tilde{D}_A^{-\frac{1}{2}}$, $\tilde{D}_A = 1 + \sum_j A_{ij}$. A represents the adjacency matrix of the thought graph, where $A_{ij} = 1$ indicates a directed edge from node v_i to node v_j , and $A_{ij} = 0$ otherwise.

While this approach effectively captures the structural properties of human thought as represented in the graph, it is constrained by its focus on graph similarity alone. Importantly, selecting an example based solely on the similarity does not necessarily optimize the possibility of an LLM generating a correct reasoning trajectory. To overcome this, we further propose a novel example retrieval model that prioritizes the optimization of the probability density of producing a correct reasoning process detailed in the next subsection, moving beyond a mere reliance on graph similarity.

4.2 PROBABILISTIC MODEL ON THOUGHT GRAPH

Building on the method for constructing thought graphs, we now turn to developing a probabilistic model for this structure. BNs model the dependencies of a node’s attributes on its parent nodes, which closely mirror the way human cognition functions—where new thoughts are informed by prior ones (Oaksford & Chater, 2007; Jacobs & Kruschke, 2011). This makes them a well-suited framework for modeling the thought graphs. In this section, we outline the construction of BNs for thought graphs. As described in Section 3, calculating the joint probability density on the thought graph requires the aggregate feature Z , the distance metric $\text{dist}(\cdot, \cdot)$, and the function $g(\cdot)$. We now provide a detailed discussion of how each of these components is constructed.

Computing the Aggregated Feature Z . Traditional BNs, which rely on the Markov assumption that a node’s feature distribution depends solely on its parent nodes, are insufficient for modeling a thought graph where reasoning often requires referencing multiple prior steps. For example, problem solvers may need to iteratively review information from earlier steps or return to the beginning to re-examine the entire reasoning process. To address this limitation, we first employ an iterative aggregation mechanism that better captures the human reasoning processes. This iterative approach is formalized in Equation (3). Next, inspired by the Personalized PageRank (PPR) algorithm (Page, 1999; Gasteiger et al., 2018), we refine this method to more accurately simulate the flow of information during problem-solving. The PPR framework models a random walk where a user transitions between web pages with some probability of returning to the start. This closely parallels the cognitive process in complex problem-solving, where solvers often revisit initial hypotheses to reassess

their reasoning. Therefore, the iterative feature aggregation is defined as follows:

$$X^{(h+1)} = \left[(1 - \lambda)\tilde{A} + \lambda\tilde{B} \right] X^{(h)}, \quad X^{(0)} = (x_1, x_2, \dots, x_n)^\top, \quad (4)$$

where $\lambda \in (0, 1)$, $\tilde{B} = \tilde{D}_B^{-\frac{1}{2}}(B + I)\tilde{D}_B^{-\frac{1}{2}}$, and $\tilde{D}_B = 1 + \sum_j B_{ij}$. The matrix B models the retracing aspect of the thought process, where $B_{ij} = 1$ if $\deg(v_j) = 0$, and $B_{ij} = 0$ otherwise, with $\deg(v_j)$ representing the in-degree of node v_j .

After H iterations, the aggregated feature matrix Z is given by:

$$Z = \left[(1 - \lambda)\tilde{A} + \lambda\tilde{B} \right]^H X. \quad (5)$$

Distance Metric $\text{dist}(\cdot)$ and Function $g(\cdot)$. In prior works (Rubin et al., 2022; Ye et al., 2023; Xiong et al., 2024), the inner product has been a standard approach for quantifying vector similarity. Building on this, we define the distance function $\text{dist}(\cdot)$ (see equation 1) in terms of the inner production as follows:

$$\text{dist}(x_1, x_2) = l - x_1^\top x_2, \quad (6)$$

where l is a sufficiently large constant chosen to ensure that $\text{dist}(x_1, x_2)$ remains positive. A suitable choice for l is the square of the maximum norm of the embeddings produced by the model:

$$l = \max_t [\text{Emb}(t)^\top \text{Emb}(t)], \quad t \in \mathcal{NL}, \quad (7)$$

with $\text{Emb}(\cdot)$ denoting a text embedding model and \mathcal{NL} denoting the set of all natural languages. Additionally, we define $g_i(u) = \frac{1}{C_i} \exp(-u)$ (see equation 1), allowing us to represent:

$$p(x_i; G, X) = g_i(\text{dist}(x_i, \hat{x}_i)) = \frac{1}{C_i} \exp[-(l - \hat{x}_i^\top x_i)] = \frac{1}{C_i} \exp[-(l - z_i^\top W^\top x_i)], \quad (8)$$

where C_i is a normalization constant.

Note that this formulation establishes a probabilistic model for the thought graph. Given the parameters W , we can compute the probability density of each vertex attribute, which in turn allows us to determine the probability density of the entire graph. In essence, the matrix W governs the generation of new attributes and is meant to capture or represent the underlying structure of reasoning or connections between different concepts or ideas in the thought graph.

4.3 PROBABILISTIC EXAMPLE RETRIEVAL

As outlined in Section 4.2, the parameter W is meant to capture and represent the underlying structure of reasoning or connections between different concepts or ideas within the thought graph. The task of computing the probability density of generating a particular thought graph given W can be interpreted as evaluating the likelihood of producing the associated reasoning process based on the thought pattern encoded within W . Building on this idea, we design an example retrieval mechanism that estimates the model parameters for each candidate example and prioritizes those that maximize the probability density of the thought graph corresponding to the query. These selected examples serve as ICEs, offering the highest potential for accurately solving the problem at hand.

Estimation of Model Parameters. We estimate the parameter matrix W by maximizing the likelihood function \mathcal{L}_W of the thought graph features, which is computed as

$$\mathcal{L}_W = \prod_{i=1}^n p(x_i|G), \quad \log \mathcal{L}_W = \sum_{i=1}^n \log p(x_i|G). \quad (9)$$

To simplify the computation, this reduces to the following:

$$\log \mathcal{L}_W = - \sum_{i=1}^n \log C_i + \sum_{i=1}^n [-(l - z_i^\top W^\top x_i)] = - \sum_{i=1}^n \log C_i - nl + \text{tr}(ZW^\top X^\top). \quad (10)$$

Hence, maximizing \mathcal{L}_W is equivalent to maximizing $\text{tr}(ZW^\top X^\top)$, formally expressed as:

$$\max_W \text{tr}(ZW^\top X^\top), \quad W \in \mathbb{R}^{n_f \times n_f}, \quad \text{s.t. } \|W\|_F = \left(\sum_{i=1}^m \sum_{j=1}^n w_{ij}^2 \right)^{\frac{1}{2}} = 1. \quad (11)$$

This constraint ensures that the magnitude of W does not influence the optimization.

Typically, the number of vertices n in the thought graph is much smaller than the embedding dimensionality n_f (i.e., $n \ll n_f$). For instance, in the GSM8K dataset, thought graphs often contain fewer

than 20 vertices, while the embeddings n_f can be as high as 768 if BERT is used. This dimensional disparity makes the solution for W non-unique. Moreover, storing and computing a matrix of size $n_f \times n_f$ is computationally burdensome. To address both uniqueness and computational efficiency, we constrain W to be of rank 1, reducing it to the form:

$$W = \alpha\beta^\top, \|\alpha\|_2 = \|\beta\|_2 = 1, \alpha, \beta \in \mathbb{R}^{n_f}. \quad (12)$$

This simplifies the optimization to:

$$\text{tr}(ZW^\top X^\top) = \text{tr}(Z\beta\alpha^\top X^\top) = \text{tr}(\alpha^\top X^\top Z\beta) = \alpha^\top X^\top Z\beta. \quad (13)$$

Thus, we reformulated the problem as a bilinear form maximization problem:

$$\max_{\alpha, \beta} \alpha^\top X^\top Z\beta, \quad \text{s.t.} \quad \|\alpha\|_2 = \|\beta\|_2 = 1. \quad (14)$$

The closed-form solution to this problem (Leon, 1994) can be obtained as:

$$\alpha = U[0, :], \beta = V[0, :], \text{ where } U, \Sigma, V = \text{SVD}(X^\top Z). \quad (15)$$

Selection of Examples. We extract parameters (α, β) from the thought graph of each candidate example, denoted as $\{(\alpha^1, \beta^1)\}_{i=1}^N$, where N represents the size of the candidate set. For a given query q , we construct its thought graph G^q and derive Z^q , then we select the top k candidate examples that maximize the probability density $p_i(X^q)$ of generating the correct reasoning process:

$$p_i(X^q) = (\alpha^i)^\top (X^q)^\top Z^q \beta^i. \quad (16)$$

These selected examples are taken as ICEs in ICL, where the detailed templates used in ICL are given in Appendix B.

5 EXPERIMENTS

5.1 DATASETS AND IMPLEMENTATION DETAILS

We conduct a comprehensive evaluation of GraphIC model across four multi-step reasoning benchmarks: two for mathematical reasoning (GSM8K (Cobbe et al., 2021) and AQUA (Ling et al., 2017)), one for code generation (MBPP (Austin et al., 2021)), and one for logical reasoning (ProofWriter (Tafjord et al., 2021)). For both GSM8K and MBPP, we utilize the original datasets without further preprocessing. For AQUA and ProofWriter, we refine the original dataset to improve the experimental setup, as detailed in Appendix A.

For GSM8K, AQUA, and ProofWriter, model performance is evaluated based on the accuracy of the LLMs’ final answers. For MBPP, we adopt the pass@1 metric (Chen et al., 2021) to assess the quality of code generation.

We employ GPT-4o-mini and Llama-3.1-8B-Instruct as LLMs. Unless explicitly mentioned otherwise, all evaluations are conducted under an 8-shot paradigm. We set the temperature to 1e-5. We set iterations H in Equation 5 to 3, with λ values from $\{0, 0.1, 0.2, 0.3\}$, based on the LLM and dataset (see Appendix D for details). For GSM8K, AQUA, and ProofWriter, we prompt the LLM to create a formalized reasoning representation (FRR) for thought graph construction, using vertex features from a BERT model. For MBPP, we use the `staticfg` module to parse Python code and generate the control flow graph, embedding each vertex’s features with CodeBERT (Feng et al., 2020). Variable names in the code are anonymized with arbitrary symbols like ‘a’, ‘b’, and ‘c’.

5.2 BASELINES

Our model, GraphIC, is designed as a training-free retriever for ICE selection. We compare GraphIC against six training-free retrieval methods spanning random, similarity-based, diversity-based, and complexity-based approaches, including: 1) **Random** randomly selects k unique ICEs from the candidate set; 2) **BM25** (Robertson et al., 2009) selects the top k examples based on BM25 scoring; 3) **BERT** (Devlin et al., 2019) is a dense retriever using cosine similarity with BERT-base-uncased embeddings; 4) **Complex-CoT** (Fu et al., 2022) selects k examples based on complexity, quantified by newline characters; 5) **Auto-CoT** (Zhang et al., 2022b) clusters candidates and selects the closest to each cluster center; and 6) **Skill-kNN** (An et al., 2023) prompts LLM to generate task-relevant skills for query and candidates, followed by dense retrieval. Since Skill-kNN does not natively support datasets like GSM8K, we manually craft the instructions and examples, detailed in Appendix C.

We also compare with four training-based retrievers, which encompass both single-example and combination-example retrieval strategies, including: 1) **EPR** (Rubin et al., 2022) is trained to retrieve the single most relevant ICE, with top k examples being selected during inference;

2) **CEIL** (Ye et al., 2023) uses determinantal point processes to select ICEs balancing similarity and diversity, where three CEIL models per dataset with scaling factors of 0.01, 0.05, and 0.1 are trained and the best results are reported; 3) **DQ-LoRe** (Xiong et al., 2024) uses dual queries and low-rank approximation re-ranking to identify ICEs; and 4) **GistScore** (Gupta et al., 2024) encodes task-specific information into gist tokens for selecting ICEs. Following Skill-kNN, We use GPT-J-6B (Wang & Komatsuzaki, 2021) as the scoring LLM for EPR, CEIL, and DR-LoRe.

5.3 MAIN RESULTS

Figure 3 illustrates the thought graphs corresponding to each dataset. Table 1 evaluates our GraphIC model against 10 baselines across two LLMs and four datasets. As a training-free method, GraphIC consistently outperforms both training-free and training-based baselines in most settings. With the GPT-4o-mini model, GraphIC achieves the highest performance, averaging 2.57% above the leading training-free model and 1.18% above the best training-based model. For the Llama-3.1-8B-Instruct model, GraphIC ranks first in three out of four datasets, with an average gain of 4.29% over the top training-free competitor and 2.5% over the strongest training-based method. Our analysis shows that the GraphIC model significantly enhances performance in mathematical and logical reasoning tasks versus code generation, especially for complex problems. For instance, in the GSM8K dataset, GraphIC outperforms all baselines by an average of 0.65% and 3.57% with two LLMs. In the more challenging AQUA dataset, improvements rise to 3.47% and 7.64%.

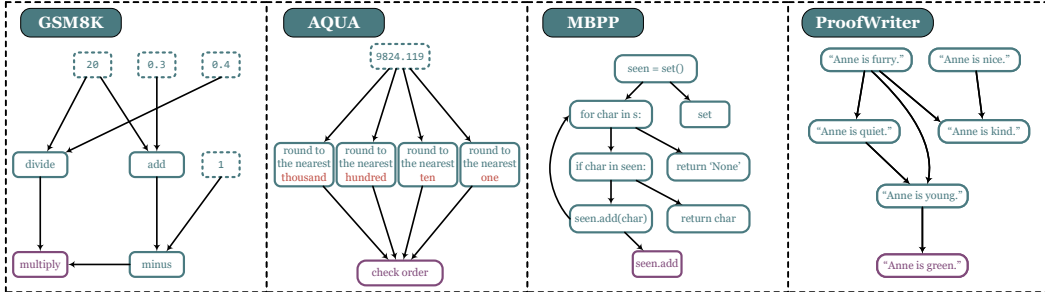


Figure 3: Examples of thought graphs. For GSM8K and AQUA, Vertices indicated by dashed lines represent the numbers entered during calculations, which will be removed in subsequent steps. The purple vertex indicates the final step in the reasoning process.

Table 1: Main results on two LLMs and four datasets. For random retrieval, we present the mean and standard deviation derived from five independent experiments. **Bold numbers** indicate the best results, while underlined numbers represent the second-best results.

LLM	Model	GSM8K	AQUA	MBPP	ProofWriter	Avg.
GPT-4o-mini	Random	92.90 (0.31)	71.58 (0.72)	72.76 (0.74)	64.9 (0.93)	75.54 (0.36)
	BM25	92.64	70.47	73.4	66.25	75.69
	BERT	93.02	66.93	74.2	65.25	74.85
	Complex-CoT	92.49	67.32	74.2	64.25	74.57
	Auto-CoT	92.72	69.69	73.8	62.25	74.62
	Skill-kNN	92.34	71.65	72.0	66.00	75.50
	EPR	93.02	72.04	73.8	68.50	76.84
	CEIL	92.57	<u>72.44</u>	73.8	<u>69.50</u>	<u>77.08</u>
	DQ-LoRe	93.32	69.69	74.6	66.50	76.03
	GistScore	93.25	69.69	<u>72.8</u>	67.0	75.69
	GraphIC	93.48	73.62	75.2	70.75	78.26
Llama-3.1-8B-Instruct	Random	78.86 (0.87)	53.15 (1.85)	57.72 (1.06)	76.1 (2.45)	66.46 (0.84)
	BM25	77.71	46.85	62.0	77.75	66.08
	BERT	74.15	50.39	<u>60.8</u>	73.75	64.77
	Complex-CoT	79.30	50.00	58.6	78.25	66.54
	Auto-CoT	72.78	42.91	58.4	78.00	63.02
	Skill-kNN	77.56	50.39	60.8	74.00	65.69
	EPR	75.66	53.94	62.0	79.25	67.71
	CEIL	75.51	51.97	62.4	81.00	67.72
	DQ-LoRe	77.93	<u>54.33</u>	59.8	<u>81.25</u>	<u>68.33</u>
	GistScore	74.60	<u>44.49</u>	60.4	<u>79.50</u>	<u>64.75</u>
	GraphIC	79.98	57.48	61.6	84.25	70.83

Table 2: Results obtained using GPT-3.5-Turbo as the LLM on the GSM8K dataset.

Random	BM25	BERT	Complex-CoT	Auto-CoT	Skill-kNN	EPR	CEIL	DQ-LoRe	GistScore	GraphIC
80.76(0.55)	<u>82.10</u>	80.89	81.65	82.03	81.50	81.65	81.72	<u>82.10</u>	81.72	82.79

Additionally, we observe that the GPT-4o-mini model’s performance on the GSM8K dataset is relatively invariant to the selection of ICEs. So, we further perform an additional experiment on the GSM8K dataset using the GPT-3.5-Turbo model. As presented in Table 2, GraphIC model achieves superior performance across all metrics.

5.4 ABLATION STUDY

We perform a series of ablation studies to systematically evaluate the contribution of each component within the GraphIC framework, which is built upon three key pillars: the incorporation of thought graphs, PPR for aggregating features, and BN-based retrieval.

To this end, we develop several variants of the GraphIC model: 1) **Text** relies solely on text embeddings, the same as the BERT approach; 2) **FRR** retrieves examples using BERT embeddings derived from FRRs (or CodeBERT embeddings for the MBPP dataset); 3) **Graph** utilizes the formula (3) to generate graph embeddings, which are employed for dense retrieval; 4) **Graph+PPR** uses the formula (5) to obtain graph embeddings for dense retrieval; 5) **Graph+BN** excludes the backtracking (or PPR) mechanism from the full GraphIC model during computing Z ; and 6) **Graph+PPR+BN** represents the full GraphIC model, integrating all components.

We conduct experiments leveraging the Llama-3.1-8B-Instruct model across four datasets, with the outcomes detailed in Table 3. The findings underscore that each component of GraphIC plays a pivotal role in boosting model performance, with the most significant improvements observed when all three components are utilized in conjunction.

Table 3: Ablation Study.

Model	GSM8K	AQUA	MBPP	ProofWriter
Text	74.15	50.39	60.8	73.75
FRR	78.31	50.78	60.4	82.50
Graph	78.46	54.72	60.4	83.50
+PPR	78.92	56.30	61.0	83.75
+BN	79.07	49.21	60.4	84.25
+PPR+BN	79.98	57.48	61.6	84.25

5.5 ANALYSIS

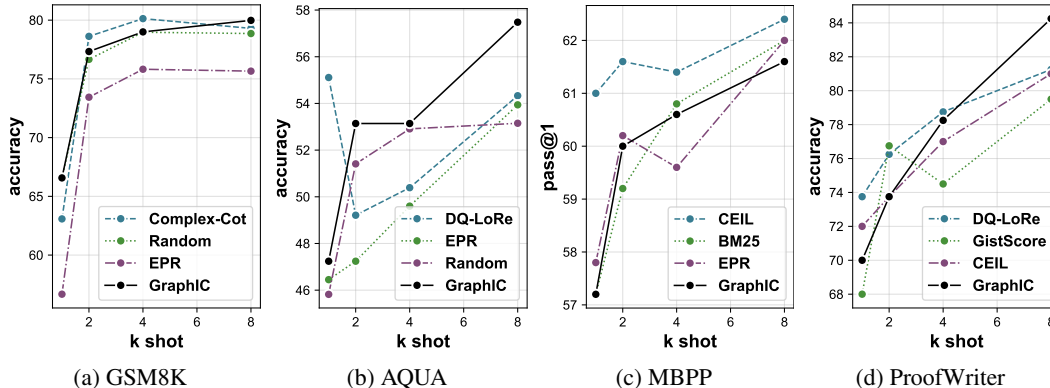


Figure 4: Comparison of different numbers of ICEs on various datasets. The blue, red, and purple lines indicate top 1, top 2, and top 3 performing baseline as shown in Table 1, respectively.

Impact of ICE Examples on Model Performance. We conduct an in-depth investigation into the influence of the number of ICEs on the performance of our proposed GraphIC model and several competitive baselines across four datasets. For each dataset, we select the top three baselines and varied the number of examples in the set $\{1, 2, 4, 8\}$. Llama-3.1-8B-Instruct is employed as the underlying LLM. Results in Figure 4 indicate a general trend of improved model performance with an increase in the number of examples. Notably, The performance of GraphIC steadily improves as the number of ICEs increases, unlike some baseline methods, which may experience performance degradation when the number of ICEs increases. Furthermore, while GraphIC initially lags behind the baselines in the low-shot settings, its performance exhibits a more pronounced improvement as the number of examples grew. One can observe that GraphIC surpasses the baselines, demonstrating superior performance and underscoring its robustness as the number of examples increases.

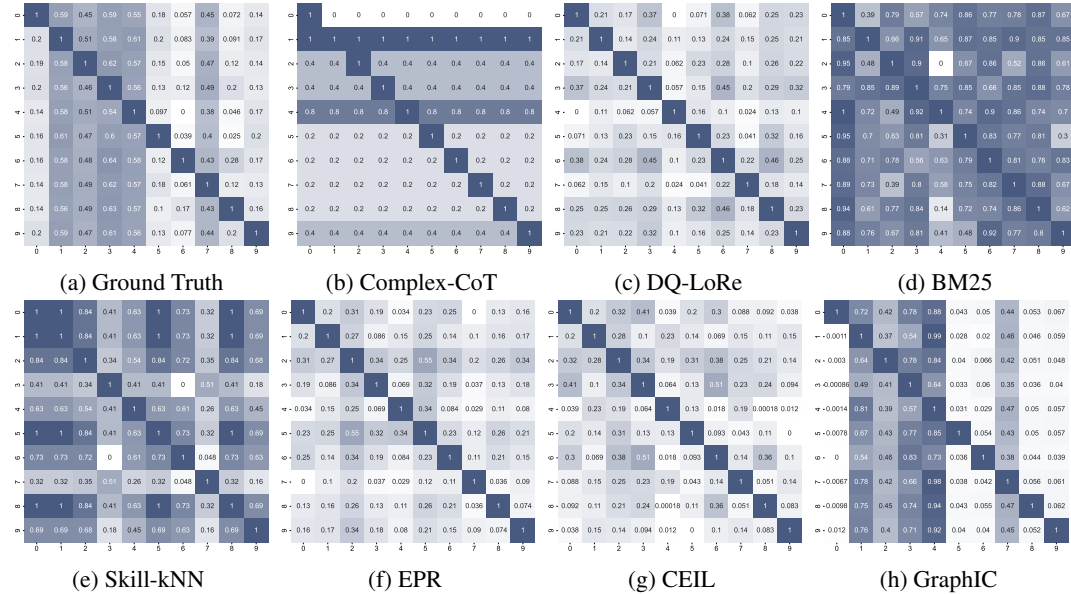


Figure 5: Ground truth matrix and score matrices of various models. The matrix values have been linearly scaled to the range $[0,1]$, and the diagonal elements have been set to 1.

Assumption of Symmetry. Our findings show that the GraphIC model uses an “asymmetric” approach, unlike the common symmetry assumption in most baseline models. To assess the validity of this assumption, we conduct an experiment examining whether symmetry, in the context of retrieval models, holds. Here, a retrieval model is considered symmetric if $\text{score}(i, j) = \text{score}(j, i)$, where $\text{score}(i, j)$ represents the model’s assessment of example i as an ICE for example j . For example, the Skill-kNN is symmetric as it uses inner product embeddings for $\text{score}(j, i)$, while the Complex-CoT model is asymmetric, calculating $\text{score}(j, i)$ based on the complexity of example i .

We randomly select 10 examples from the GSM8K candidate set and use the top-7 performing models to compute the score matrix S ($S_{ij} = \text{score}(i, j)$), which we then compare against the ground truth matrix S^{gt} . Here, S_{ij}^{gt} captures the probability that Llama-3.1-8B-Instruct provides the correct answer when example i is used as an ICE for example j .

The experimental results show that the ground truth matrix (Figure 5 (a)) is asymmetric, undermining the symmetry assumption. Using symmetric models for inherently asymmetric data introduces significant errors. For instance, the EPR model, trained on correct answer probabilities, struggles with accuracy due to its symmetry reliance (Figure 5 (f)). In contrast, simple asymmetric methods like Complex-CoT (Figure 5 (b)) and BM25 (Figure 5 (d)) perform well, ranking second and fourth as Table 1 shows, and surpassing many symmetric models. However, their simplistic assumptions limit their ability to capture ground truth nuances. In contrast, GraphIC (Figure 5 (h)), a sophisticated asymmetric model, aligns closely with the ground truth, resulting in superior performance.

6 CONCLUSION

We introduce GraphIC, a graph-based method for in-context example (ICE) retrieval aimed at enhancing LLM performance on multi-step reasoning tasks. By modeling reasoning as “thought graphs” and utilizing Bayesian Networks and personalized PageRank, GraphIC selects ICEs that align with the task’s cognitive structure, overcoming the limitations of text-based embedding methods. Extensive experiments on four benchmarks show that GraphIC consistently outperforms both training-free and training-based baselines, especially in mathematical and logical reasoning. Our analysis of symmetry assumptions highlights the advantage of asymmetric retrieval models. A limitation of the GraphIC model is that, as a training-free framework, it may face difficulties in capturing more intricate thought patterns. Beyond this, GraphIC not only introduces a powerful ICEs retrieval method, but more crucially, it provides a way to represent and understand the reasoning process. This capability can be applied to various domains related to LLM reasoning, such as developing novel graph-based reasoning methods, selecting high-quality and diverse training datasets, and more.

REFERENCES

- Sweta Agrawal, Chunting Zhou, Mike Lewis, Luke Zettlemoyer, and Marjan Ghazvininejad. In-context examples selection for machine translation. In Findings of the Association for Computational Linguistics: ACL 2023, pp. 8857–8873, 2023.
- Shengnan An, Bo Zhou, Zeqi Lin, Qiang Fu, Bei Chen, Nanning Zheng, Weizhu Chen, and Jian-Guang Lou. Skill-based few-shot selection for in-context learning. In The 2023 Conference on Empirical Methods in Natural Language Processing, 2023.
- Jacob Austin, Augustus Odena, Maxwell Nye, Maarten Bosma, Henryk Michalewski, David Dohan, Ellen Jiang, Carrie Cai, Michael Terry, Quoc Le, et al. Program synthesis with large language models. arXiv preprint arXiv:2108.07732, 2021.
- Maciej Besta, Nils Blach, Ales Kubicek, Robert Gerstenberger, Michal Podstawski, Lukas Gianinazzi, Joanna Gajda, Tomasz Lehmann, Hubert Niewiadomski, Piotr Nyczyk, et al. Graph of thoughts: Solving elaborate problems with large language models. In Proceedings of the AAAI Conference on Artificial Intelligence, pp. 17682–17690, 2024.
- Tom Brown, Benjamin Mann, Nick Ryder, Melanie Subbiah, Jared D Kaplan, Prafulla Dhariwal, Arvind Neelakantan, Pranav Shyam, Girish Sastry, Amanda Askell, Sandhini Agarwal, Ariel Herbert-Voss, Gretchen Krueger, Tom Henighan, Rewon Child, Aditya Ramesh, Daniel Ziegler, Jeffrey Wu, Clemens Winter, Chris Hesse, Mark Chen, Eric Sigler, Mateusz Litwin, Scott Gray, Benjamin Chess, Jack Clark, Christopher Berner, Sam McCandlish, Alec Radford, Ilya Sutskever, and Dario Amodei. Language models are few-shot learners. In Advances in Neural Information Processing Systems, volume 33, pp. 1877–1901, 2020.
- Mark Chen, Jerry Tworek, Heewoo Jun, Qiming Yuan, Henrique Ponde De Oliveira Pinto, Jared Kaplan, Harri Edwards, Yuri Burda, Nicholas Joseph, Greg Brockman, et al. Evaluating large language models trained on code. arXiv preprint arXiv:2107.03374, 2021.
- Hyunsoo Cho, Hyuhng Joon Kim, Junyeob Kim, Sang-Woo Lee, Sang-goo Lee, Kang Min Yoo, and Taeuk Kim. Prompt-augmented linear probing: Scaling beyond the limit of few-shot in-context learners. In Proceedings of the AAAI Conference on Artificial Intelligence, pp. 12709–12718, 2023.
- Karl Cobbe, Vineet Kosaraju, Mohammad Bavarian, Mark Chen, Heewoo Jun, Lukasz Kaiser, Matthias Plappert, Jerry Tworek, Jacob Hilton, Reiichiro Nakano, et al. Training verifiers to solve math word problems. arXiv preprint arXiv:2110.14168, 2021.
- Jacob Devlin, Ming-Wei Chang, Kenton Lee, and Kristina Toutanova. BERT: Pre-training of deep bidirectional transformers for language understanding. In Jill Burstein, Christy Doran, and Thamar Solorio (eds.), Proceedings of the 2019 Conference of the North American Chapter of the Association for Computational Linguistics: Human Language Technologies, pp. 4171–4186, 2019.
- Zhangyin Feng, Daya Guo, Duyu Tang, Nan Duan, Xiaocheng Feng, Ming Gong, Linjun Shou, Bing Qin, Ting Liu, Daxin Jiang, et al. CodeBERT: A pre-trained model for programming and natural languages. In The 2020 Conference on Empirical Methods in Natural Language Processing, pp. 1536–1547, 2020.
- Karl Friston. Hierarchical models in the brain. Plos Computational Biology, 4(11):e1000211, 2008.
- Yao Fu, Hao Peng, Ashish Sabharwal, Peter Clark, and Tushar Khot. Complexity-based prompting for multi-step reasoning. In The Eleventh International Conference on Learning Representations, 2022.
- Johannes Gasteiger, Aleksandar Bojchevski, and Stephan Günnemann. Predict then propagate: Graph neural networks meet personalized pagerank. In The Eighth International Conference on Learning Representations, 2018.
- Hila Gonen, Sridhar Iyer, Terra Blevins, Noah A Smith, and Luke Zettlemoyer. Demystifying prompts in language models via perplexity estimation. In The 2023 Conference on Empirical Methods in Natural Language Processing, 2023.

- Shivanshu Gupta, Matt Gardner, and Sameer Singh. Coverage-based example selection for in-context learning. In The 2023 Conference on Empirical Methods in Natural Language Processing, 2023.
- Shivanshu Gupta, Clemens Rosenbaum, and Ethan R Elenberg. GistScore: Learning better representations for in-context example selection with gist bottlenecks. In Forty-First International Conference on Machine Learning, 2024.
- SU Hongjin, Jungo Kasai, Chen Henry Wu, Weijia Shi, Tianlu Wang, Jiayi Xin, Rui Zhang, Mari Ostendorf, Luke Zettlemoyer, Noah A Smith, et al. Selective annotation makes language models better few-shot learners. In The Eleventh International Conference on Learning Representations, 2022.
- Yushi Hu, Chia-Hsuan Lee, Tianbao Xie, Tao Yu, Noah A Smith, and Mari Ostendorf. In-context learning for few-shot dialogue state tracking. In The 2022 Conference on Empirical Methods in Natural Language Processing, pp. 2627–2643, 2022.
- Robert A Jacobs and John K Kruschke. Bayesian learning theory applied to human cognition. Wiley Interdisciplinary Reviews: Cognitive Science, 2(1):8–21, 2011.
- Omar Khattab, Keshav Santhanam, Xiang Lisa Li, David Hall, Percy Liang, Christopher Potts, and Matei Zaharia. Demonstrate-search-predict: Composing retrieval and language models for knowledge-intensive NLP. arXiv preprint arXiv:2212.14024, 2022.
- Steven J Leon. Maximizing bilinear forms subject to linear constraints. Linear Algebra and its Applications, 210:49–58, 1994.
- Itay Levy, Ben Bogin, and Jonathan Berant. Diverse demonstrations improve in-context compositional generalization. In Findings of the Association for Computational Linguistics: ACL 2023, pp. 1401–1422, 2023.
- Xiaonan Li and Xipeng Qiu. Finding support examples for in-context learning. In The 2023 Conference on Empirical Methods in Natural Language Processing, pp. 6219–6235, 2023.
- Hunter Lightman, Vineet Kosaraju, Yuri Burda, Harrison Edwards, Bowen Baker, Teddy Lee, Jan Leike, John Schulman, Ilya Sutskever, and Karl Cobbe. Let’s verify step by step. In The Twelfth International Conference on Learning Representations, 2024.
- Wang Ling, Dani Yogatama, Chris Dyer, and Phil Blunsom. Program induction by rationale generation: Learning to solve and explain algebraic word problems. In Findings of the Association for Computational Linguistics: ACL 2017, pp. 158–167, 2017.
- Jiachang Liu, Dinghan Shen, Yizhe Zhang, William B Dolan, Lawrence Carin, and Weizhu Chen. What makes good in-context examples for GPT-3? In Proceedings of Deep Learning Inside Out (DeeLIO 2022): The 3rd Workshop on Knowledge Extraction and Integration for Deep Learning Architectures, pp. 100–114, 2022.
- Pan Lu, Liang Qiu, Kai-Wei Chang, Ying Nian Wu, Song-Chun Zhu, Tanmay Rajpurohit, Peter Clark, and Ashwin Kalyan. Dynamic prompt learning via policy gradient for semi-structured mathematical reasoning. In The Eleventh International Conference on Learning Representations, 2022.
- Tai Nguyen and Eric Wong. In-context example selection with influences. arXiv preprint arXiv:2302.11042, 2023.
- Mike Oaksford and Nick Chater. Bayesian rationality: The probabilistic approach to human reasoning. Oxford University Press, USA, 2007.
- L Page. The PageRank citation ranking: Bringing order to the Web. Technical report, Technical Report, 1999.
- Liangming Pan, Alon Albalak, Xinyi Wang, and William Yang Wang. Logic-LM: empowering large language models with symbolic solvers for faithful logical reasoning. In The 2023 Conference on Empirical Methods in Natural Language Processing, Dec 2023.

- Judea Pearl. Probabilistic reasoning in intelligent systems: networks of plausible inference. Elsevier, 2014.
- Yingzhe Peng, Xu Yang, Haoxuan Ma, Shuo Xu, Chi Zhang, Yucheng Han, and Hanwang Zhang. ICD-LM: Configuring vision-language in-context demonstrations by language modeling. arXiv preprint arXiv:2312.10104, 2023.
- Stephen Robertson, Hugo Zaragoza, et al. The probabilistic relevance framework: BM25 and beyond. Foundations and Trends® in Information Retrieval, 3(4):333–389, 2009.
- Ohad Rubin, Jonathan Herzig, and Jonathan Berant. Learning to retrieve prompts for in-context learning. In Proceedings of the 2022 Conference of the North American Chapter of the Association for Computational Linguistics: Human Language Technologies, pp. 2655–2671, 2022.
- Alexander Scarlatos and Andrew Lan. RetICL: Sequential retrieval of in-context examples with reinforcement learning. arXiv preprint arXiv:2305.14502, 2023.
- Oyvind Tafjord, Bhavana Dalvi, and Peter Clark. ProofWriter: Generating implications, proofs, and abductive statements over natural language. In Chengqing Zong, Fei Xia, Wenjie Li, and Roberto Navigli (eds.), Findings of the Association for Computational Linguistics: ACL-IJCNLP 2021, pp. 3621–3634, 2021.
- Matteo Togninalli, Elisabetta Ghisu, Felipe Llinares-López, Bastian Rieck, and Karsten Borgwardt. Wasserstein weisfeiler-lehman graph kernels. In Advances in Neural Information Processing Systems, volume 32, pp. 6436–6446, 2019.
- Jonathan Tonglet, Manon Reusens, Philipp Borchert, and Bart Baesens. SEER: A knapsack approach to exemplar selection for in-context HybridQA. In The 2023 Conference on Empirical Methods in Natural Language Processing, pp. 13569–13583, 2023.
- Ben Wang and Aran Komatsuzaki. GPT-J-6B: A 6 billion parameter autoregressive language model. <https://github.com/kingoflolz/mesh-transformer-jax>, May 2021.
- Xinyi Wang, Wanrong Zhu, Michael Saxon, Mark Steyvers, and William Yang Wang. Large language models are latent variable models: Explaining and finding good demonstrations for in-context learning. In Advances in Neural Information Processing Systems, volume 36, pp. 15614–15638, 2023.
- Zhiyong Wu, Yaoxiang Wang, Jiacheng Ye, and Lingpeng Kong. Self-adaptive in-context learning: An information compression perspective for in-context example selection and ordering. In Findings of the Association for Computational Linguistics: ACL 2023, 2023.
- Jing Xiong, Zixuan Li, Chuanyang Zheng, Zhijiang Guo, Yichun Yin, Enze Xie, Zhicheng YANG, Qingxing Cao, Haiming Wang, Xiongwei Han, Jing Tang, Chengming Li, and Xiaodan Liang. DQ-LoRe: Dual queries with low rank approximation re-ranking for in-context learning. In The Twelfth International Conference on Learning Representations, 2024.
- Weijia Xu, Andrzej Banburski, and Nebojsa Jojic. Reprompting: Automated chain-of-thought prompt inference through gibbs sampling. In Forty-First International Conference on Machine Learning, 2024.
- Zhao Yang, Yuanzhe Zhang, Dianbo Sui, Cao Liu, Jun Zhao, and Kang Liu. Representative demonstration selection for in-context learning with two-stage determinantal point process. In The 2023 Conference on Empirical Methods in Natural Language Processing, 2023.
- Shunyu Yao, Dian Yu, Jeffrey Zhao, Izhak Shafran, Tom Griffiths, Yuan Cao, and Karthik Narasimhan. Tree of thoughts: Deliberate problem solving with large language models. In Advances in Neural Information Processing Systems, volume 36, pp. 11809–11822, 2023.
- Jiacheng Ye, Zhiyong Wu, Jiangtao Feng, Tao Yu, and Lingpeng Kong. Compositional exemplars for in-context learning. In Fortieth International Conference on Machine Learning, 2023.

Shaokun Zhang, Xiaobo Xia, Zhaoqing Wang, Ling-Hao Chen, Jiale Liu, Qingyun Wu, and Tongliang Liu. IDEAL: Influence-driven selective annotations empower in-context learners in large language models. In The Twelfth International Conference on Learning Representations., 2023.

Yiming Zhang, Shi Feng, and Chenhao Tan. Active example selection for in-context learning. In The 2022 Conference on Empirical Methods in Natural Language Processing, pp. 9134–9148, 2022a.

Zhuosheng Zhang, Aston Zhang, Mu Li, and Alex Smola. Automatic chain of thought prompting in large language models. In The Eleventh International Conference on Learning Representations, 2022b.

Zihao Zhao, Eric Wallace, Shi Feng, Dan Klein, and Sameer Singh. Calibrate before use: Improving few-shot performance of language models. In Thirty-Eighth International Conference on Machine Learning, pp. 12697–12706, 2021.

A PROCESSING OF AQUA AND PROOFWRITER

Given the substantial size of the AQUA dataset, which incurs significant retrieval overhead during testing, we followed the methodology outlined in DQ-LoRe (Xiong et al., 2024), using a 1,000-sample subset for efficient evaluation.

For the ProofWriter dataset, we refined the subset selected by Logic-LM (Pan et al., 2023), excluding instances labeled as “Unknown,” as these samples lacked explicit reasoning chains. Furthermore, because the original training set did not provide reasoning in natural language, we leveraged the GPT-4o-mini model to generate reasoning sequences for the training set, discarding any generated outputs deemed incorrect. We evaluate the correctness of the reasoning process by the correctness of the final result, which is a commonly used approach (Lightman et al., 2024; Xiong et al., 2024; Khattab et al., 2022). This process resulted in a refined training set of 1,358 examples with their Chains of Thought and 400 test samples from the original ProofWriter dataset.

B PROMPT TEMPLATES

For the four datasets under consideration, we design the following prompt templates to format the ICEs and the question into a prompt, which is then fed into an LLM to generate answers.

GSM8K & AQUA:

```
Q: {{ice_question_1}}
A: {{ice_answer_1}}
...
Q: {{ice_question_k}}
A: {{ice_answer_k}}
Q: {{question}}
A:
```

MBPP:

```
Text: {{ice_question_1}}
Test Cases: {{ice_test_cases_1}}
Code: {{ice_code_1}}
...
Text: {{ice_question_k}}
Test Cases: {{ice_test_cases_k}}
Code: {{ice_code_k}}
Text: {{question}}
Test Cases: {{test_cases}}
Code:
```

ProofWriter:

```
Q: {{ice_question_1}}
Proof: {{ice_answer_1}}
...
Q: {{ice_question_k}}
Proof: {{ice_answer_k}}
Q: {{question}}
```

Proof:

C SKILL-KNN

Since Skill-kNN does not offer prompts for skill generation in these three tasks, we referred to the prompt designed for the semantic parsing task in the original paper to write prompts for the four datasets we used. First, we applied the Complex-CoT method to select 8 examples, then employed the GPT-4o model to generate skills in a zero-shot setting. Finally, we integrated these results to construct the final prompt.

GSM8K:

```
Generate the skills needed to solve the following math problems.

Q: You can buy 4 apples or 1 watermelon for the same price. You bought 36 fruits evenly split
   between oranges, apples and watermelons, and the price of 1 orange is $0.50. How much
   does 1 apple cost if your total bill was $66?

Skills:
1. Algebraic Reasoning
2. Proportional Thinking
3. Numerical Operations
4. Logical Analysis
5. Problem Solving
6. Cost Analysis

...

Q: {{question}}

Skills:
```

AQUA:

```
Generate the skills needed to solve the following math problems.

Q: In a group of 6 boys and 4 girls, four children are to be selected. In how many different
   ways can they be selected such that at least one boy should be there?
Options: A)209, B)210, C)211, D)213, E)215

Skills:
1. Selection Principles
2. Inclusion-Exclusion
3. Logical Analysis
4. Quantitative Reasoning

...

Q: {{question}}

Skills:
```

MBPP:

```
Generate the skills needed to solve the following coding problems.

Text: Write a function to generate a square matrix filled with elements from 1 to n raised to
      the power of 2 in spiral order.

Test Cases:
assert generate_matrix(3)==[[1, 2, 3], [8, 9, 4], [7, 6, 5]]
assert generate_matrix(2)==[[1,2],[4,3]]
assert generate_matrix(7)==[[1, 2, 3, 4, 5, 6, 7], [24, 25, 26, 27, 28, 29, 8], [23, 40, 41,
42, 43, 30, 9], [22, 39, 48, 49, 44, 31, 10], [21, 38, 47, 46, 45, 32, 11], [20, 37, 36,
35, 34, 33, 12], [19, 18, 17, 16, 15, 14, 13]]

Skills:
1. Matrix Manipulation
2. Spiral Algorithm Design
3. Loop Control Flow
4. Boundary Handling
5. Efficient Implementation
6. Testing & Debugging
7. Sequence-to-Matrix Mapping
```



```

...
Text: {{question}}
Test Cases: {{test_cases}}
Skills:

```

ProofWriter:

```

Generate the skills needed to solve the following logical reasoning problems.

Q: Triples:
1. Anne is not big.
2. Anne is cold.
3. Anne is red.
4. Dave is green.
5. Dave is rough.
6. Erin is green.
7. Erin is kind.
8. Erin is rough.
9. Fiona is green.
10. Fiona is not nice.
Rules:
1. If Erin is cold then Erin is rough.
2. If something is rough then it is nice.
3. All green, big things are kind.
4. If Dave is kind then Dave is cold.
5. If something is green and not rough then it is big.
6. All nice, rough things are big.
7. If Dave is cold and Dave is nice then Dave is red.
Based on the above information, is the following statement true or false? Dave is red.
A) True B) False

Skills:
1. Comprehension
2. Logical Deduction
3. Conditional Reasoning
4. Contrapositive Reasoning
5. Transitive Reasoning
6. Identify Necessary Conditions
7. Eliminate Contradictions
8. Pattern Recognition
9. Attention to Detail
10. Inference Making

...

Q: {{question}}

Skills:

```

D GRAPHIC**D.1 FORMALIZED REASONING REPRESENTATION**

The prompt examples below are used to generate formalized reasoning representations for the four datasets being considered. For the test question, since no answer is provided, we will remove the section of the prompt highlighted in blue. This will allow the LLM to generate both the answer and the formalized reasoning representation simultaneously, from which we can then extract the formalized reasoning representation.

GSM8K:

```

Translate the given calculations into code form. Each line of code MUST follow the format
specified below:
output_variable = [description of operation](input_variable_1, ..., input_variable_n)

Q: You can buy 4 apples or 1 watermelon for the same price. You bought 36 fruits evenly split
between oranges, apples and watermelons, and the price of 1 orange is $0.50. How much
does 1 apple cost if your total bill was $66?

A: If 36 fruits were evenly split between 3 types of fruits, then I bought 36/3 =
<<36/3=12>>12 units of each

```

```

fruit
If 1 orange costs $0.50 then 12 oranges will cost  $0.50 * 12 = 6$ 
If my total bill was $66 and I spent $6 on oranges then I spent  $66 - 6 = 60$  on
the other 2 fruit types.
Assuming the price of watermelon is W, and knowing that you can buy 4 apples for the same
price and that the price
of one apple is A, then  $1W=4A$ 
If we know we bought 12 watermelons and 12 apples for $60, then we know that  $60 = 12W + 12A$ 
Knowing that  $1W=4A$ , then we can convert the above to  $60 = 12(4A) + 12A$ 
 $60 = 48A + 12A$ 
 $60 = 60A$ 
Then we know the price of one apple (A) is  $60/60 = 1$ 
#### 1

Code:
total_fruits = 36
types_of_fruits = 3
price_per_orange = 0.50
total_oranges = 12
total_bill = 66
equivalent_apples_for_watermelon = 4
total_apples_and_watermelons = 12
fruits_per_type = [divide](total_fruits, types_of_fruits)
cost_of_oranges = [multiply](total_oranges, price_per_orange)
remaining_budget = [minus](total_bill, cost_of_oranges)
price_per_apple = [construct and solve an equation](total_apples_and_watermelons,
equivalent_apples_for_watermelon, remaining_budget)

...

Q: {{question}}

A: {{answer}}

Code:

```

AQUA:

```

Translate the given calculations into code form. Each line of code MUST follow the format
specified below:
output_variable = [description of operation](input_variable_1, ..., input_variable_n)

Q: In a group of 6 boys and 4 girls, four children are to be selected. In how many different
ways can they be selected such that at least one boy should be there?
Options: A)209, B)210, C)211, D)213, E)215

A: To determine the number of ways to select 4 children from a group of 6 boys and 4 girls
such that at least one boy is included, we will use the method of complement counting.

First, let's calculate the total number of ways to select 4 children from 10 children (6 boys
+ 4 girls):

\[
\binom{10}{4} = \frac{10!}{4!(10-4)!} = \frac{10 \times 9 \times 8 \times 7}{4 \times 3 \times 2 \times 1} = 210
\]

Next, we calculate the number of ways to select 4 children with no boys, i.e., all girls.
Since there are only 4 girls, and we need to select all 4 of them:

\[
\binom{4}{4} = 1
\]

Now, subtract the number of ways to select all girls from the total number of ways to select 4
children to find the number of ways that include at least one boy:

\[
\binom{10}{4} - \binom{4}{4} = 210 - 1 = 209
\]

Thus, the number of ways to select 4 children with at least one boy is:

\[
\boxed{209}
\]

#### A

Code:
total_children = 10

```

```

children_to_select = 4
boys = 6
girls = 4
total_ways_to_select = [combination](total_children, children_to_select)
all_girls_selection = [combination](girls, children_to_select)
ways_with_at_least_one_boy = [subtract](total_ways_to_select, all_girls_selection)

...

Q: {{question}}

A: {{answer}}

Code:

```

MBPP:

Text: Write a function to generate a square matrix filled with elements from 1 to n raised to the power of 2 in spiral order.

Test Cases:

```

assert generate_matrix(3)=[[1, 2, 3], [8, 9, 4], [7, 6, 5]]
assert generate_matrix(2)=[[1,2],[4,3]]
assert generate_matrix(7)=[[1, 2, 3, 4, 5, 6, 7], [24, 25, 26, 27, 28, 29, 8], [23, 40, 41,
42, 43, 30, 9], [22, 39, 48, 49, 44, 31, 10], [21, 38, 47, 46, 45, 32, 11], [20, 37, 36,
35, 34, 33, 12], [19, 18, 17, 16, 15, 14, 13]]

```

Code:

```

def generate_matrix(n):
    if n<=0:
        return []
    matrix=[row[:] for row in [[0]*n]*n]
    row_st=0
    row_ed=n-1
    col_st=0
    col_ed=n-1
    current=1
    while (True):
        if current>n*n:
            break
        for c in range (col_st, col_ed+1):
            matrix[row_st][c]=current
            current+=1
        row_st+=1
        for r in range (row_st, row_ed+1):
            matrix[r][col_ed]=current
            current+=1
        col_ed-=1
        for c in range (col_ed, col_st-1, -1):
            matrix[row_ed][c]=current
            current+=1
        row_ed-=1
        for r in range (row_ed, row_st-1, -1):
            matrix[r][col_st]=current
            current+=1
        col_st+=1
    return matrix

```

...

Text: {{question}}

Test Cases:

{{test_list}}

Code:

ProofWriter:

Formalize the following proof process based on the given information. Where Each line of formalized proof MUST follow the format specified below.

```
output_triple = [rule used](input_triple_1, ... , input_triple_n)
```

Q: Triples:

1. Anne is not big.
2. Anne is cold.
3. Anne is red.
4. Dave is green.
5. Dave is rough.

```

6. Erin is green.
7. Erin is kind.
8. Erin is rough.
9. Fiona is green.
10. Fiona is not nice.
Rules:
1. If Erin is cold then Erin is rough.
2. If something is rough then it is nice.
3. All green, big things are kind.
4. If Dave is kind then Dave is cold.
5. If something is green and not rough then it is big.
6. All nice, rough things are big.
7. If Dave is cold and Dave is nice then Dave is red.
Based on the above information, is the following statement true or false? Dave is red.
A) True B) False

Proof: To determine if the statement "Dave is red" is true or false, let's evaluate the given
information step by step:

From the triples:
1. Dave is green.
2. Dave is rough.

From the rules:
1. If something is rough then it is nice. (Dave is rough, so Dave is nice.)
2. If Dave is cold and Dave is nice then Dave is red. (However, there's no information saying
   Dave is cold, so we can't use this rule directly.)
3. All nice, rough things are big. (Dave is nice and rough, so Dave is big.)

Now, we need to verify whether Dave being cold can be derived:
1. If Dave is kind then Dave is cold. (To use this, we need to verify if Dave is kind.)
   - All green, big things are kind. (Dave is green and big, so Dave is kind.)
   - Hence, Dave is kind, which according to rule 4, makes Dave cold.

Since now we know:
- Dave is cold.
- Dave is nice.

We can use rule 7:
- If Dave is cold and Dave is nice then Dave is red.

Since both conditions are satisfied, Dave is red.

The statement "Dave is red" is True (A).

Formalized Proof:
"Dave is nice." = [rule2]("Dave is rough.")
"Dave is big." = [rule6]("Dave is nice.", "Dave is rough.")
"Dave is kind." = [rule3]("Dave is green.", "Dave is big.")
"Dave is cold." = [rule4]("Dave is kind.")
"Dave is red." = [rule7]("Dave is cold.", "Dave is nice.")

...

Proof: {{answer}}

Formalized Proof:

```

The pseudo-code of a parser that transforms formalized reasoning representations into a thought graph is provided in Algorithm 1. *Inputs*, *Output*, and *OperationName* are extracted following the pattern outlined below.

```
Output = [OperationName](input_1, ..., input_n)
```

D.2 VALUES OF λ

We select hyper parameter λ values from $\{0, 0.1, 0.2, 0.3\}$, and report the λ values chosen on various datasets and LLMs in Table 4.

Algorithm 1 Parsing Formalized Reasoning Representation

Require: formalized reasoning representation FRR
Ensure: Corresponding graph $G(V, E)$

- 1: $NodeSet \leftarrow \emptyset$
- 2: $EdgeSet \leftarrow \emptyset$
- 3: $line \leftarrow$ first line of FRR
- 4: **while** $line \neq \text{NULL}$ **do**
- 5: Extract $Inputs$, $Output$, and $OperationName$ from $line$
- 6: **for** each $input$ in $Inputs$ **do**
- 7: **if** $input \notin NodeSet$ **then**
- 8: Add $input$ to V
- 9: **end if**
- 10: **end for**
- 11: **if** $Output \notin V$ **then**
- 12: Add $Output$ to V , labeled as $OperationName$
- 13: **end if**
- 14: **for** each $input$ in $Inputs$ **do**
- 15: Add directed edge from $input$ to $Output$ to E
- 16: **end for**
- 17: $line \leftarrow$ next line of FRR
- 18: **end while**
- 19: $G = G(V, E)$

Table 4: λ values chosen on various datasets and LLMs.

Engine	GSM8K	AQUA	MBPP	ProofWriter
GPT-4o-mini	0.2	0.2	0.1	0.1
Llama-3.1-8B-Instruct	0.3	0.2	0.2	0.0
GPT-3.5-Turbo	0.3	/	/	/