

A LLM-Powered Automatic Grading Framework with Human-Level Guidelines Optimization

YUCHENG CHU*, HANG LI*, KAIQI YANG, HARRY SHOMER, HUI LIU, YASEMIN COPUR-GENCTURK, and JILIANG TANG†

Open-ended short-answer questions (SAGs) have been widely recognized as a powerful tool for providing deeper insights into learners' responses in the context of learning analytics (LA). However, SAGs often present challenges in practice due to the high grading workload and concerns about inconsistent assessments. With recent advancements in natural language processing (NLP), automatic short-answer grading (ASAG) offers a promising solution to these challenges. Despite this, current ASAG algorithms are often limited in generalizability and tend to be tailored to specific questions. In this paper, we propose a unified multi-agent ASAG framework, *GradeOpt*, which leverages large language models (LLMs) as graders for SAGs. More importantly, *GradeOpt* incorporates two additional LLM-based agents—the *reflector* and the *refiner*—into the multi-agent system. This enables *GradeOpt* to automatically optimize the original grading guidelines by performing self-reflection on its errors. Through experiments on a challenging ASAG task, namely the grading of pedagogical content knowledge (PCK) and content knowledge (CK) questions, *GradeOpt* demonstrates superior performance in grading accuracy and behavior alignment with human graders compared to representative baselines. Finally, comprehensive ablation studies confirm the effectiveness of the individual components designed in *GradeOpt*.

Additional Key Words and Phrases: Large Language Models, Automatic Grading, Mathematics Education, Professional Development

ACM Reference Format:

Yucheng Chu, Hang Li, Kaiqi Yang, Harry Shomer, Hui Liu, Yasemin Copur-Gencturk, and Jiliang Tang. 2024. A LLM-Powered Automatic Grading Framework with Human-Level Guidelines Optimization. 1, 1 (October 2024), 17 pages. <https://doi.org/10.1145/nnnnnnn.nnnnnnn>

1 Introduction

Learning analytics (LA), supported by data processing and performance prediction, presents enormous educational opportunities to enhance learning quality through the provision of effective feedback and actions [2]. Meanwhile, providing timely and precise assessments to student assignments and examinations is vital to LA due to the significance of performance measurement in the learning process [37]. Traditionally, close-ended multiple-choice questions (MCQs), which asks students to select correct answer from distracting options, dominated LA studies. This is due to their convenience in the grading process [3, 28]. However, open-ended short-answer questions (SAQs), which asks for not only final answer but explanations, often provide deeper insights into students' answering rationale and knowledge concepts. This is because they are known to elicit the thinking path that describes how a student arrives at their

*Both authors contributed equally to this research.

†Corresponding author.

Authors' Contact Information: Yucheng Chu, chuyuch2@msu.edu; Hang Li, lihang4@msu.edu; Kaiqi Yang, kqyang@msu.edu; Harry Shomer, shomerha@msu.edu; Hui Liu, liuhui7@msu.edu; Yasemin Copur-Gencturk, copurgen@usc.edu; Jiliang Tang, tangjili@msu.edu.

Permission to make digital or hard copies of all or part of this work for personal or classroom use is granted without fee provided that copies are not made or distributed for profit or commercial advantage and that copies bear this notice and the full citation on the first page. Copyrights for components of this work owned by others than the author(s) must be honored. Abstracting with credit is permitted. To copy otherwise, or republish, to post on servers or to redistribute to lists, requires prior specific permission and/or a fee. Request permissions from permissions@acm.org.

© 2024 Copyright held by the owner/author(s). Publication rights licensed to ACM.

Manuscript submitted to ACM

Manuscript submitted to ACM

1

conclusion [22]. Unfortunately, grading open-ended textual answers is tedious as the workloads are significantly increased, and instructors need to examine each response and provide feedback [34]. More importantly, the inconsistent or unfair assessments, caused by diverged interpretations, biases, or mistakes create another challenge to SAQs grading in practice [37]. To mitigate these issues and provide timely and consistent evaluation, automatic short-answer grading (ASAG) [3] systems have become appealing.

ASAG, which can be traced back to the 1960s, has bloomed in recent years due to advancements in natural language processing (NLP) [22, 40]. Early ASAG systems often used pattern-matching techniques and hand-crafted features [22]. Thus, those systems required intensive human labor to build and were limited to a few specific grading tasks. The rise of deep learning (DL) has lessened the amount of burdensome feature designs needed for early ASAG systems. DL provides an end-to-end solution that automatically learns to output grading scores from a large number of graded answer samples [13]. Due to the strong data-fitting capability of DL models, DL-based ASAG systems are able to be extended to different tasks if a large number of annotated samples are available. However, when the annotated sample size is limited, DL-based ASAG systems often face serious over-fitting issues. Beyond that, as DL is a black-box model whose results lack interpretation, the application of DL-based ASAG systems is still limited [7].

The emergence of pre-trained language models (PLMs) and the more advanced Large Language Models (LLMs) have recently revolutionized the design of ASAG systems due to their human-like language ability and human-interpretable intermediate textual results. Therefore, many recent studies have attempted to build ASAG systems with LLMs. Promising results have been demonstrated that using fine-tuning [21] and prompting techniques such as Chain-of-Thought (CoT) [5] and in-context learning [23]. Yet these recent techniques are still limited due to LLMs’ inherent limitations such as sensitivity to prompts, context window restriction, etc., making the complex ASAG task challenging for the LLM grader. In reality, accurate, standardized, and unambiguous guidelines are critical to help human graders formulate a precise interpretation of scoring criteria. For LLM-based ASAG systems, those guidelines also serve as the principal instructions. They teach LLMs to perform the grading task following a similar standard as human graders. However, using guidelines composed by pedagogical experts directly for LLMs is sub-optimal since the general-purposed LLMs lack domain-specific knowledge and can misinterpret the guidelines [22]. Meanwhile, LLMs are often sensitive to various facets of prompts [18] where minor changes could lead to great differences in LLM’s performance. Optimizing the guidelines manually for LLMs can further take a lot of trial and error. Thus, recent works propose to conduct guideline modification with LLMs to offload human burden [5]. While the modified guidelines yield performance improvement, the prompt search space in these methods is relatively limited. Because of this, the modified guidelines are not necessarily optimal. Additionally, abundant human efforts such as timely feedback or a large amount of labeling are required. Therefore, methods to optimize grading guidelines automatically and effectively are still desired.

In this paper, we propose a unified **multi-agent** ASAG framework that can **automatically optimize** grading guidelines. Specifically, it utilizes an iterative reflection mechanism to generate a task prompt (guideline) that can capture learners’ thinking and knowledge from a small dataset of short answers. To do this, we innovatively propose to leverage prompt optimization in ASAG by viewing grading guideline refinement as an optimization problem that aims for maximal accuracy. To implement the backbone algorithm, we take inspiration from APO [32] and propose novel techniques such as *miscalibration*-based selection, iterative optimization, and log-probability-based robustness to enhance the ASAG system’s **stability** in making accurate and **trustable** score predictions to unseen datasets. To minimize human labelling effort, our mechanism intelligently selects short answer samples that can lead to the optimal performance of guideline enhancement. Additionally, our framework serves as a solution to test questions of a variety of complexity, providing interpretable assessments to each learning goal that contributes to the overall scoring. To

validate the effectiveness of the framework, we conducted experiments with data collected from teachers who answered a set of questions designed to capture their content knowledge (CK) and pedagogical content knowledge (PCK) of mathematics [8]. The experimental results demonstrate that both accuracy and alignment increase as compared to the representative baselines. In addition, our further analysis showcases steady improvement of test accuracy throughout iterations, demonstrating effective and continuous enhancement of the learned guidelines. To the best of our knowledge, we are the first to apply prompt optimization in ASAG by optimizing grading guidelines similar to how an optimal task prompt is generated. We believe that refining the grading guidelines through a multi-agent reflective mechanism can help the great potential of LLMs in LA by better assisting learners with detailed, accurate assessment while significantly reducing educators' scoring burden.

2 Related Work

2.1 Automatic Short Answer Grading

Automatic Short Answer Grading (ASAG) is often treated as a text classification or regression problem in NLP studies. Here we mainly focus on classification due to its relevancy to our setting. Traditional ASAG models mainly rely on text similarity and employ classic ML classifiers. They use lexical features such as bag-of-words (BOW) [28] and TF-IDF [12], or syntactic features indicating the structure of sentences [22]. However, these methods require significant manual design, which makes them hard to be applied to new datasets. To reduce the burden of feature engineering, Deep Neural Networks (DNNs) such as Long-Short-Term-Memory (LSTM) are utilized [13], which produce superior results but suffer from limited generalizability. Pre-trained BERT-based models provide enhanced versatility through *transfer learning* including on ASAG datasets [4]. To further enhance grading accuracy, researchers have made attempts to ensemble BERT with statistics-based methods [10] and data augmentation [25]. LLMs are increasingly utilized in ASAG and similar assessment tasks [5, 40]. However, their prompts are mostly always manually-crafted and thus are unable to properly adapt to new datasets. To solve this issue, several works have shifted attention to assisting educators with guideline creation [5, 40].

2.2 LLM Prompt Optimization and Reflection

Prompts are critical to the success of LLMs [43]. To tailor LLMs to challenging tasks, manually crafted prompts are adopted to enhance the performance [39]. To automate the generation and optimization of prompts, prompt optimization emerges as a promising method for input prompt refinement. Using these techniques, LLMs have demonstrated superior performance in many down-stream tasks, particularly in instruction following and reasoning [32, 42, 43]. However, such automatic methods are risky when directly applied to ASAG tasks considering the limitations of LLMs such as hallucination [17] and misalignment [20]. To enhance both accuracy and trustworthiness, we adopt the idea of state-of-the-art prompt optimization APO [32] and implement novel techniques for reliability.

Similar to how humans gather knowledge from failures, experience-and-reflect [30] is an important technique for improving LLMs' alignment with task specifications. By reflection, LLMs learn through failure, which enriches its knowledge base and provides valuable reference in similar scenarios. Self-reflection has demonstrated promising results in improving LLM reasoning [27, 36]. However, LLMs' reflection ability is relatively limited when it comes to self-correction without human feedback or true labels [16]. A recent work [38] divides the task of self-correction into two steps: mistake finding and output correction. They empirically show that while LLMs struggle to find errors,

their correction ability is robust when given ground-truth labels. This provides grounding support for our proposed framework due to the similar use of true labels in guiding LLM reflection.

3 Problem Statement

We define ASAG as a text classification task, which grades the short answer text x_i by classifying it into the discrete score categories $\{\hat{y}_i = \mathcal{F}(x_i) = s_j | j = 1, \dots, C\}$, where \mathcal{F} is a ASAG system, \hat{y}_i is the score prediction, s_j is the score category, and C is size of the score category set. When \mathcal{F} is a LLM, the grading guideline text G will be concatenated at the front of x_i as an instructional prompt, and the grading process can be expressed as $\hat{y}_i = \mathcal{F}(G, x_i) = s_j$. In this work, we focus on leveraging the reflection and refining capabilities of LLMs to automatically generate an optimized grading guideline G^* based on a small amount of graded short answer text $\mathcal{D} = \{(x_i, y_i) | i = 1, \dots, N\}$, where N is the number of graded samples. The goal of our framework can be expressed as: $G^* = \underset{G}{\operatorname{argmax}} \frac{\sum_{i=1}^N \mathbb{1}_{y_i = \hat{y}_i}}{N}$, where $\mathbb{1}_{\{\cdot\}}$ is an indicator function that is 1 if $y_i = \hat{y}_i$ and 0 otherwise. Once the optimization process is finished, our framework will concatenate the optimized guidelines G^* at the front of unlabeled short answer text and generate the grading results, $\hat{y} = \mathcal{F}(G^*, x_i)$.

4 Method

In this section, we introduce our unified multi-agent ASAG framework *GradeOpt*. It can automatically optimize the grading guidelines and achieve better grading alignment with human experts. Next, we first give an overview of *GradeOpt*. Then, we detail the LLM-based agent design, and implementation details.

4.1 An Overview

As demonstrated in Figure 1, *GradeOpt* consists of two stages: **training** and **test-time adaptation**. The training stage is supported by three LLM-based agents: **Grader**, **Reflector**, and **Refiner**. They synergically enhance the grading guidelines by optimizing the score classification accuracy using the graded answers to the SAQs \mathcal{D}_{train} (i.e., the training data). In the test-time adaptation stage, the system first performs an out-of-distribution (OOD) test over a small amount of unlabeled answers sampled from the test data. To be specific, by checking the log likelihood score of the predicted grading results, *GradeOpt* decides whether the optimized guidelines G_{opt} can be applied to the test data directly. If the test failed, the current guideline is not optimal for the test data. Therefore, our framework will improve G_{opt} via test-time training. If the test succeeds, *GradeOpt* will perform the auto-grading over the whole test data automatically.

4.2 Training Stage

The training stage is to optimize the guideline for the *Grader* agent to achieve the optimal grading performance over the training dataset \mathcal{D}_{train} . *GradeOpt* leverages a multi-agent framework powered by three agents which collaboratively predict scores for \mathcal{D}_{train} , identify errors, and suggest rule modifications to mitigate errors.

Before diving into the details of this stage, we first give a brief introduction to the three key components of a common grading guideline: Question Stem (G_{qs}), Key Concept (G_{kc}) and Scoring Rubric (G_{sr}). Specifically, G_{qs} contains the complete question contents, G_{kc} describes the test knowledge concepts, and G_{sr} is the operational guidance instructing human graders how to score responses. As we previously mentioned, directly using $G_0 = \{G_{qs} || G_{kc} || G_{sr}\}$ as grading guideline for *Grader* is sub-optimal since the human-based scoring rubrics commonly lack detailed explanations to some concepts. As a result, LLM-based grading methods could provide ambiguous judgments. To solve this issue, *GradeOpt*

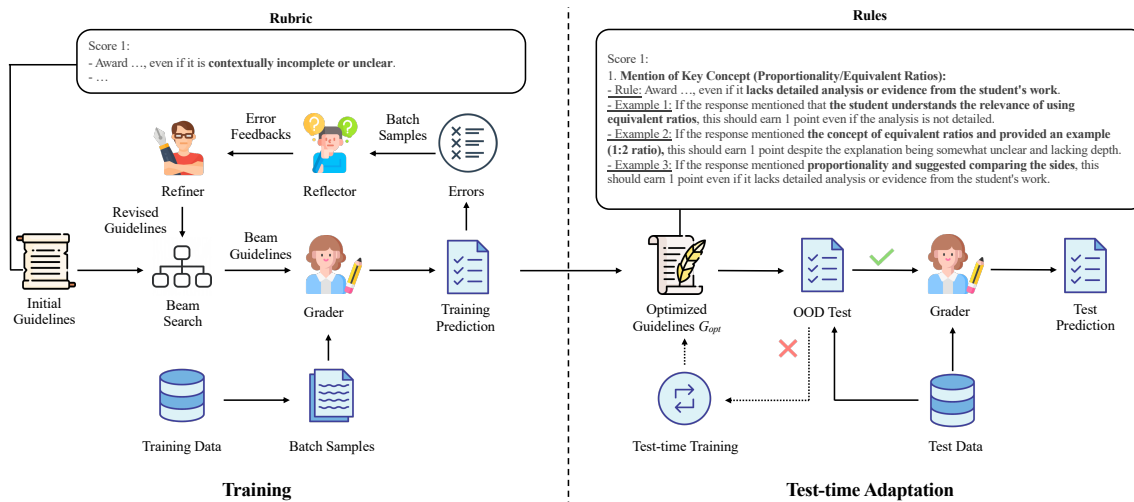


Fig. 1. An Illustration of the Proposed Framework.

focuses on optimizing G by appending new Adaption Rules (G_{ar}) that provides the detailed explanations regarding reflections from failed predictions and identified errors. In Figure 2, we present an example of optimized grading guideline G_{opt} . Specifically, when given the expert-designed input containing "Task Description", "Question Stem", "Key Concept" and "Scoring Rubrics", $GradeOpt$ automatically generates the additional descriptions in "Adaptation Rules". These new rules help describe how to assign a grade based on answer patterns and details.

The training procedure is shown on the left sub-figure of Figure 1. During training, the optimization is conducted in an iterative manner. In the t -th round, $GradeOpt$ first draws a batch of samples b from D_{train} and sends them to the grader agent for grading. $GradeOpt$ compares the grades outputted by LLMs with human-annotated scores, then identifies error samples. These samples are then sent to the reflector agent for error reflections. Based on the reflections generated from those error samples, the reflector agent proposes a series of suggestions for improving G_{t-1} , represented by ΔG_t . ΔG_t is then sent to the refiner agent, which fuses G_{t-1} with ΔG_t and generates G_t for the next iteration of optimization. Next, we will introduce detailed designs of the three agents in $GradeOpt$. Then, we will present the implementation details of the iterative optimization process.

4.2.1 Agent Configurations.

Grader. The *Grader* focuses on mapping x_i to s_j based on the given G . In $GradeOpt$, we leverage the exceptional instruction-following capability of LLMs by using a prompt to instruct LLMs to simulate the grading process of human graders. To fully exploit the potential of LLMs, we incorporate the prompt engineering strategy Chain-of-Thought [39]. This encourages LLMs to provide both judgment and intermediate reasoning steps in their outputs. With such design, the *Grader* becomes better aligned with the human-like grading process. Meanwhile, the intermediate reasoning steps provide support for the *Reflector* to discover the potential improvements to the given guideline. The prompt for the *Grader* agent is shown in Figure 3.

Reflector. The role of *Reflector* is to propose ways to improve the current guideline G_{t-1} by reflecting over the error samples returned by *Grader*. To be specific, we design a two-step instruction prompt for LLMs to achieve this goal. In the first step, LLM is instructed to analyze the individual and shared failure reasons for a set of error samples. Then,

Task Description

In this task, you perform the task of assessing teachers' knowledge of students' mathematical thinking by grading their responses to a pedagogical content knowledge question.

Question Stem

Based on the student's work, what is student likely to understand about the relationship between the length of the shadow and the height of the object?

Key Concept

Teachers should infer that the student possibly understands that there is a proportional relationship between the height of an object and the length of its shadow. However, because the concept of halving/doubling is natural to students, it is unclear if the student understands the relationship between object height and shadow length is proportional or if they understand equivalent ratios.

Scoring Rubrics

- Award 0 points if the response does not address the key concept ...
- Award 1 point if the response includes an accurate mention or implicit understanding of the key concept, even if it is contextually incomplete or unclear ...
- Award 2 points if the response offers a clear and explicit analysis of the proportional relationship between the objects, demonstrating that the ratio/proportion is consistent ...

Adaptation Rules

1. Mention of Key Concept (Proportionality/Equivalent Ratios):

- Rule: Award 1 point if the teacher response includes any accurate mention or implicit understanding of the Key Concept (proportionality/equivalent ratios), even if it lacks detailed analysis or evidence from the student's work.
- Example 1: If the response mentions that the student understands the relevance of using equivalent ratios, this should earn 1 point even if the analysis is not detailed.
- Example 3: If the response mentions the concept of equivalent ratios and provides an example (1:2 ratio), this should earn 1 point despite the explanation being somewhat unclear and lacking depth.
- Example 4: If the response mentioned proportionality and suggested comparing the sides, this should earn 1 point even if it lacks detailed analysis or evidence from the student's work.

2. Clear and Explicit Analysis of Proportional Relationship:

- Rule: Award 2 points if the teacher response offers a clear and explicit analysis of the proportional relationship between the objects, demonstrating that the ratio/proportion is consistent, even if it does not provide specific evidence from the student's work.
- Example 2: If the response provides a clear and explicit analysis of the proportional relationship between the lengths of shadows and the heights of objects, explaining the reasoning behind this relationship (constant angle of sunlight), this should earn 2 points.

3. Detailed Analysis and Specific Evidence:

- Rule: Award 2 points if the response includes both an explicit analysis of the student's understanding of proportionality/equivalent ratios (Key Concept) and clear, specific evidence from the student's work supporting this analysis.
- Example: If a response explicitly analyzes the student's understanding of proportionality and cites specific parts of the student's work (e.g., "Student A's work shows that they understand the flagpole's shadow is half its height, and they apply this to the lighthouse"), it should earn 2 points.

...

Fig. 2. An example of the optimized guidelines, G^* .

Task: In this task, you perform the task of assessing teachers' knowledge of students' mathematical thinking by grading teacher's response to a math teaching question.

Question: <QUESTION>

Key Concept: <KEY CONCEPT>

Rubrics: <RUBRICS>

Rules: <RULES>

Output format
<SCORE>

Reasoning: <REASONING>

Output Rules

1. Replace "<SCORE>" with ONLY ONE INTEGER from 0, 1, or 2.
2. Replace "<REASONING>" with your reasoning for score assignment.
3. ****You MUST strictly obey this output format.**** The first token in your response MUST be an integer score.

Let's think step by step!

Fig. 3. An illustration of the prompt to LLM-based *Grader*.

in the second step, we ask LLMs to propose suggestions that can help resolve those issues. In general, the two-step improving process is analogous to the gradient descent algorithm used by parameter optimization for machine learning algorithm [35]. In our case, the guideline G serves as the parameter of *Grader* and identifying the error reason is similar to the "gradient". Finally, proposing improving suggestions based on discovered reasons is similar to making a descent down the "gradient" and thus optimizing G_{t-1} . The prompt for the *Reflector* agent is shown in Figure 4.

Refiner. The role of *Refiner* is to generate a new guideline G_t based on the suggestions from *Reflector*. Specifically, *Refiner* is asked to make modifications to the examples and illustrations to the content in G_{ar} . Such edits include adding, removing, or editing. Note that we keep the other components, i.e., G_{qs} , G_{kc} , G_{sc} unchanged since they are composed by human experts, and any small change may distort the scoring logic away from its original design. The refined guideline can be expressed as $G_t = \{G_{qs}||G_{kc}||G_{sc}||G_{ar}\}$, where $||$ is the text concatenation operator. The prompt for the *Refiner* agent is given in Figure 5.

4.2.2 Iterative Optimization Designs .

Nested Iteration. The high complexity of test questions and grading guidelines makes it nontrivial to implement the optimization directly. Beyond that, the constraint over the input context window size of LLMs forbids it to accept all examples in \mathcal{D} for processing at once. To resolve that, we propose a nested iterative optimization approach, i.e., inner and outer loop, in *GradeOpt*. Specifically, during the t -th outer loop, *GradeOpt* selects a batch of samples b_{out} from \mathcal{D}_{train} and sends them with G_{t-1} to *Grader* for grading. Then, the wrongly graded answers e_t are filtered for reflections. However, due to the input context window size limitation, all errors in e_t cannot be entirely processed by *reflector* and *refiner* simultaneously. Thus, we introduce the inner loop, which samples an inner batch b_{in} from e_t , and updates G_{t-1} with the iterative procedure.

To accelerate the optimization process and encourage a wider exploration of all possible combinations of error samples in b_{out} , we integrate the beam searching strategy [11] within both inner and outer loops. The algorithm of the nested iteration is shown in Algorithm 1. To be specific, in the w -th inner loop of the t -th outer iteration, *GradeOpt* accepts guidelines beam $G_{t,w-1} = \{g_{t,w-1}^{(k)} \mid 1 \leq k \leq K\}$ from $(w-1)$ -th inner iteration instead of a single guideline for refining (line 5). Then, during the inner iteration, each $g_{t,w-1}^{(k)}$ will be sent for reflection and refinement with L

CONTEXT

You are ReflectorGPT, a helpful AI agent capable of reflecting on [ADAPTATION RUBRICS] that is used by a zero-shot classifier for a grading task. Your task is to reflect and give reasons for why [ADAPTATION RUBRICS] have gotten the given examples in [FAILED EXAMPLES] wrong.

OBJECTIVE

I'm trying to write a zero-shot classifier for a grading task. The prompt contains two components: 1. [QUESTION STEM], [KEY CONCEPT] and [SCORING RUBRICS] (these three are given by experts and should not be modified); 2. [ADAPTATION RUBRICS] (your task to modify).

Important Steps For Devising Rules: Read [FAILED EXAMPLES]. For each one of the errors, carefully perform the following steps:

- Step 1: Clearly explain why the classifier made the mistakes, and provide detailed, explanative analyses of why this teacher response should not be interpreted in that wrong way.
- Step 2: Devise or modify [ADAPTATION RUBRICS] for each mistake to help classifier effectively avoid the mistake and classify the teacher response into the correct category (label). Make sure the devised rule is explanative, straightforward, detailed, concise, and in 1 to 3 sentences.

Question Stem: <QUESTION STEM>
Key Concept: <KEY CONCEPT>
Scoring Rubrics: <SCORING RUBRICS>
Adaptation Rubrics: <ADAPTATION RUBRICS>

But [ADAPTATION RUBRICS] gets the following examples wrong:
Failed Examples: <ERRORS>

Give reasons for why [ADAPTATION RUBRICS] could have gotten each and all of these examples wrong.

OUTPUT FORMAT

Wrap your response with <START> and <END>.

START ANALYSIS

Let's think step by step!

Fig. 4. An illustration of the prompt to LLM-based *Reflector*.

independently sampled inner batches b_{in} in a parallel manner (line 9). After all refined guidelines for the w -th inner loop are finished, $G_{t,w} = \{g_{t,w}^{(l,k)} \mid 1 \leq l \leq L, 1 \leq k \leq K\}$, each new guideline $g_{t,w}^{(l,k)}$ will be tested over a hold-out validation set \mathcal{D}_{val} (line 14). Meanwhile, the top- K performing guidelines will be kept as $G_{t,w}$ and passed to the $(w + 1)$ -th inner loop. Finally, the beam output of the last iteration of inner loop $G_{t,W}$ will be sent to the $(t + 1)$ -th outer iteration (line 4).

While this procedure helps increase the accuracy and reliability, blindly increasing the iteration could lead to over-fitting and higher computational overheads[19]. This is particularly true for smaller datasets. To help address these challenges, we introduce an early-stopping criteria. Specifically, during the selection for top- K performed $G_{t,w}$ in the w -th inner loop, we record the performance metric m_w of the best performed guideline. Then, in the next $(w + 1)$ -th inner iteration, we check if m_{w+1} is improved. If m_w stops improving for two consecutive inner iterations, it indicates that the current guideline is facing risks to be over-fitted, thus following inner iterations are skipped. Similarly, during

CONTEXT

I'm trying to write a zero-shot classifier for a grading task. You are RefinerGPT, a helpful AI agent capable of refining [ADAPTATION RUBRICS] to be used by the zero-shot classifier for giving the most accurate predictions.

OBJECTIVE

[ADAPTATION RUBRICS] must contain patterns learned from failed examples, explaining why the predicted score is wrong comparing to the correct label. You should generate new rules based on [ERROR FEEDBACKS] so that the classifier can effectively avoid the mistakes by using your new rules. Your new rules must strictly abide by [SCORING RUBRICS].

Note: Do NOT refer to "Example 1" "Example 2" etc. without giving details in your generated rules - when addressing these examples you must cite details to give detailed explanations.

Question Stem: <QUESTION STEM>
Key Concept: <KEY CONCEPT>
Scoring Rubrics: <SCORING RUBRICS>
Adaptation Rubrics: <ADAPTATION RUBRICS>

But [ADAPTATION RUBRICS] have gotten several examples wrong, with the reasons of the problems examined as follows:
Failed Examples: <ERRORS>
Error Feedbacks: <ERROR FEEDBACKS>

Based on the above information, I wrote **one** different improved set of rules in replacement of [ADAPTATION RUBRICS] for instructing the zero-shot classifier to learn patterns from examples for avoiding such errors.

Important: The set of rules must strictly abide by [SCORING RUBRICS] and must clearly use patterns/details from examples to clearly illustrate and explain. However, you must note that [ADAPTATION RUBRICS] are different from [SCORING RUBRICS] or [KEY CONCEPT] - [ADAPTATION RUBRICS] must clearly explain how to correctly classify based on the patterns from failed examples, as learned from [ERROR FEEDBACKS].

The improved set of rules is wrapped with <START> and <END>.
The improved set of **new rules** are:

Let's think step by step!

Fig. 5. An illustration of the prompt to LLM-based *Refiner*.

the t -th outer iterations, if its inner iteration is terminated due to the early-stopping and $(t - 1)$ -th outer iteration's inner iteration is also terminated by early-stopping, the following outer iterations will also be skipped.

Batch Sampling Strategies. Using self-reflective approaches of LLMs to refine grading guidelines requires the exposure of similar errors in consecutive optimization iterations due to LLMs' lack of ability in generating appropriate modifications with one attempt [26]. This is especially true for complicated cases involving nuanced differences between score categories. However, the randomness of batch sampling in the outer loop fails to guarantee this pre-requisite, which limits the performance of *GradeOpt*. To solve this, we develop a novel sampling strategy, which leverages the *misconfidence* metric (ψ) [41] to find challenging examples in \mathcal{D}_{train} . To be specific, given x_i as an input to *Grader* and y_i as its human grading result, we calculate $\psi_i = \frac{\max_{\hat{y}_i \neq y_i} \log P_{LLM}(\hat{y}_i | G, x_i)}{\log P_{LLM}(y_i | G, x_i)}$, where \hat{y}_i is the prediction of *Grader*. The *misconfidence* quantifies the discrepancy between the highest log probability of *Grader*'s incorrect prediction y_i

Algorithm 1: Nested Iterative Prompt Optimization Algorithm

Data: training split of Dataset \mathcal{D}_{train} , validation split of Dataset \mathcal{D}_{val} , initial guidelines \mathcal{G} , outer loop iteration number T , inner loop iteration number W , parallel inner batch number L , guidelines beam size K .

Result: Optimized guidelines G_{opt} .

```

1 Initialize  $G_{0,W} = \{g_{0,W}^{(k)}\} = \{\mathcal{G}\}$ ;
2 for  $t \leftarrow 1$  to  $T$  do
3    $b_{out} \leftarrow$  sample an outer iteration batch from  $\mathcal{D}_{train}$ ;
4   Initialize  $G_{t,0} = G_{t-1,W}$ ;
5   for  $w \leftarrow 1$  to  $W$  do
6     for  $k \leftarrow 1$  to  $K$  do
7        $\hat{y}_{out} \leftarrow$  generate grading results for  $b_{out}$  by Grader with guideline  $g_{t,w}^{(k)}$ ;
8        $e_{t,k} \leftarrow$  find error graded samples from  $b_{out}$  caused by guideline  $g_{t,w}^{(k)}$ ;
9       do  $l \leftarrow 1$  to  $L$  in parallel
10         $b_{in}^{(l)} \leftarrow$  randomly sample an inner batch from  $e_{t,k}$ ;
11         $g_{t,w}^{(k,l)} \leftarrow$  generate optimized guideline with inputting  $b_{in}^{(l)}$  and  $g_{t,w-1}^{(k)}$  to Reflector and Refiner;
12      end
13    end
14     $G_{t,w} = \{g_{t,w}^{(k)} \mid 1 \leq k \leq K\} \leftarrow$  select top- $K$  performed  $g_{t,w}^{(k,l)}$  based on grading performance over  $\mathcal{D}_{val}$ ;
15  end
16 end

```

and the log probability of correct prediction \hat{y}_i . Intuitively, the larger ψ indicates that the *Grader* is giving the wrong judgment with a relatively high confidence over the correct one, thereby implying that the sample is more challenging. However, calculating ψ over all $x_i \in \mathcal{D}_{train}$ is computationally expensive and cannot be directly done in each iteration. To avoid introducing the additional computing cost to the current algorithm, we only calculate ψ_i for samples in current iteration batch $x_i \in b_{out}$ and select the top- C samples as seeds to query similar samples from \mathcal{D}_{train} through embedding similarities. In this way, we simplify the selection process and ensure the consecutive appearance of the similar challenging examples between iterations. At last, to avoid the optimization being operated over the same portion of samples from \mathcal{D}_{train} all the time, we only select half batch based on *misconfidence*, and keep the another half as random samples. The detailed comparisons between the batch sampling strategies are presented in Section 5.7.

4.3 Test-time Adaptation Stage

In this stage, *GradeOpt* begins to perform the automatic grading to the large scaled unlabeled responses in test data. However, due to the diversity of language expressions existing in open-ended answers and other influence factors such as geography and time that change users' expression styles, the performance of the auto-graded is not always guaranteed to be the same as during training. Such phenomenon is well-recognized as the out-of-distribution (OOD) issue in many machine learning problems [14]. Prior work [14] has shown that capturing prediction probability statistics about correct or in-sample examples is often sufficient for detecting whether an example is in error or abnormal. Inspired by this, we compose a confidence indicator ζ as follows: $\zeta = \frac{1}{|\mathcal{D}_{test}|} \sum_{x_i \in \mathcal{D}_{test}} \max_j (\log P_{LLM}(s_j|G, x_i))$, where $\log P_{LLM}(\cdot)$ denotes the log likelihood probability given by the LLM. Intuitively, the log probability reflects the confidence that *Grader* gives to its graded results. By comparing ζ with the average LLM confidence scores μ on samples in \mathcal{D}_{train} , we can know how serious the OOD phenomenon is. Specifically, when $\zeta > \mu$, it indicates that G is well-applicable to \mathcal{D}' .

When $\zeta < \mu$, it suggests that the guideline is facing serious OOD influences which suggests the current grader may struggle to produce reliable and accurate predictions for \mathcal{D}_{test} .

If the test samples are deemed to be OOD, a common solution is to first compose an adaption dataset from the testing scenario. Using this adaption dataset, we then perform test-time training on the existing model. To be specific, test-time training leverages the annotation samples from \mathcal{D}_{test} and fine-tunes the optimized guideline G_{opt} with the same training process introduced in Section 4.2. Unfortunately, in the ASAG scenario, the annotation is usually expensive. Besides, it is challenging to ask pedagogical experts to provide a large amount of annotation samples to help the existing system adapt to any changes in a timely manner. To solve this issue, we propose an incremental labeling approach which checks the marginal performance changes brought by gradually increasing the size of annotation samples. By selecting the size with highest marginal gains in metrics like accuracy and Cohen’s Kappa, *GradeOpt* only asks pedagogical experts for necessary annotations. This not only reduces the annotation work loads but also increases the adaption efficiency of the framework. Finally, when the G_{opt} passes the OOD test, *GradeOpt* will be leveraged to finish ASAG over all samples in \mathcal{D}_{test} .

5 Experiment

In this section, we conduct experiments to validate the effectiveness of *GradeOpt*. Through the experiments, we aim to answer the following research questions. (1) RQ1: Whether the refined guidelines based on prompt optimization match or exceed the performance of human-crafted guidelines? (2) RQ2: Are the optimized guidelines applicable to new datasets of the same or similar questions? (3) RQ3: How does each component contribute to the overall effectiveness of the guideline optimization system? Before presenting our experimental results and observations, we first introduce our general experimental settings.

5.1 Dataset

To answer the research questions above, we conduct experiments with a dataset of SAQs grading. Different from existing ASAG works [9, 28], which focus on student work datasets, in this work we extend ASAG to a pedagogical answer grading task. These datasets collect answers from teachers over a set of questions designed to capture their content knowledge (CK) and pedagogical content knowledge (PCK) of mathematics [8]. As the pedagogical answer grading requires a more intricate interpretation of the answer to understand the thought process, it will be valuable to explore the performance of *GradeOpt* in solving challenging ASAG tasks. Specifically, we selected three questions targeting teachers’ PCK and two questions targeting CK to test our framework. PCK helps test the working of our framework in capturing the thinking of responders, as PCK questions assess teachers’ ability to elaborate content to students and to reflect on students’ misconceptions. CK questions focus on examining teachers’ subject-related content knowledge through short answers, which is also a nontrivial task.

Overall, the pedagogical dataset is collected from two separate surveys finished by middle school mathematics teachers: one named pilot study denoted as \mathcal{D} , and the other named nationwide survey denoted as \mathcal{D}' . The major difference between \mathcal{D} and \mathcal{D}' is the scale and semantic complexity, as a large portion of \mathcal{D}' contains responses that only implicitly reflect the thought process, which makes them harder to distinguish. In our experiment, we select five questions that are shared by both \mathcal{D} and \mathcal{D}' . The data from \mathcal{D} and \mathcal{D}' is used for the training stage and test-time adaptation stage, respectively. During the training stage, the answers to each question in \mathcal{D} are split into training:validation:test with the ratio of 7:1:2. In the test-time adaptation stage, 100 samples from \mathcal{D}' are spared for test-time training and the remaining ones are used for test. The initial grading guidelines for each question are different,

Table 1. Detailed statistics of different questions in both Pilot Dataset \mathcal{D} and National Dataset \mathcal{D}'

Question ID	Knowledge Type	Pilot Dataset $ \mathcal{D} $	National Dataset $ \mathcal{D}' $	Key Concept	Multi-Expectation
Q ₁	CK	261	1,352	×	×
Q ₂	CK	265	1,364	×	×
Q ₃	PCK	231	1,350	✓	✓
Q ₄	PCK	233	1,348	✓	×
Q ₅	PCK	228	1,127	✓	✓

including types of assessment objectives and learning goals, which we refer to as expectations. Based on the number of expectations, we divide test questions into two types, i.e., *single-expectation* and *multi-expectation*. All answers are labelled using a three-point scale by two human raters. Detailed statistics of the datasets are included in Table 1.

5.2 Baselines

We compared our model with several representative ASAG baselines. Firstly, we choose two popular non-LLM methods, i.e., SBERT [33] with Logistic Regression and RoBERTa [24] with Fine-tuning. Both of them have demonstrated strong performance in prior studies [6, 31]. In addition, we adopt GPT-4o with zero-shot prompting as another baseline. Compared with non-LLM methods, LLM’s exceptional instruction and human-like reasoning capabilities make it a powerful method when facing complicated grading cases [15]. At last, to mitigate the manual burden of revising the guidelines in the GPT-4o zero-shot setting, we implement and compare *GradeOpt* with APO [32], which is a state-of-the-art method for automatic prompt optimization tasks.

5.3 Implementations

To implement the nested iterative optimization, we set the outer batch size $|b_{out}| = 64$ and inner batch size $|b_{in}| = 8$. The outer loop iteration number $T = 5$ and the inner loop iteration number $W = 3$. We implement the beam search selection mechanism with Upper Confidence Bound (UCB) [1], where the guideline beam size $K = 4$. The evaluation metric for UCB is Cohen’s Kappa as it empirically works better than other metrics. The agents in our framework are all powered by GPT-4o [29] with zero-shot prompting. The temperature for *Grader* is set to 0.0 to decrease the randomness of the result. The temperatures for both *Reflector* and *Refiner* are set to 0.5, since we want to encourage the LLMs to be more open in exploring the error reasons and propose the improving suggestions. For each question, we run the algorithm 3 times and report the average results.

5.4 Evaluation Metrics

In this work, we use Accuracy (Acc) and Cohen’s Kappa (Kappa) as the evaluation metrics to compare the performance of different models. To be specific, accuracy measures the percentage of correct predictions over all predictions and kappa measures the alignment between model’s and expert’s grading results.

5.5 Results on Pilot Dataset

In this section, we answer RQ1 with comparisons between baseline models and *GradeOpt* on the Pilot Dataset \mathcal{D} . From Table 2, we can observe that GPT-4o achieves the similar grading accuracy and Cohen’s Kappa comparing to traditional ML-based methods on the average result. This finding indicates that LLMs are a promising tool for ASAG task even without training on a domain dataset. Beyond that, it also reveals that LLMs have great potentials in providing generous solution to various ASAG tasks in the future. Additionally, using LLMs for ASAG provides the benefit of better

comprehensibility as educators can easily see LLMs’ scoring rationale, which can be even given on the expectation level to assess the answer’s fulfillment of learning goals.

By comparing the results of APO and *GradeOpt* with GPT-4o, we can find both models bring steady performance gain to the original LLMs. This fact demonstrates our claim that using guidelines composed by pedagogical experts directly for LLMs is usually sub-optimal, which suggests that it is necessary to leverage additional guidance optimization algorithms to fully exploit the potential of LLMs in ASAG tasks. At last, our proposed *GradeOpt* always yields the best performance when compared to all baseline models over all the questions. This observation supports that *GradeOpt* can assist LLMs to achieve its optimal performance on ASAG tasks.

Table 2. Comparison of *GradeOpt* with Baseline Models on each question in Pilot Dataset \mathcal{D} . The best performed model of each metric is marked with **bold**, the second best one is marked with underline.

Model	Q ₁		Q ₂		Q ₃		Q ₄		Q ₅		Average	
	Acc	Kappa	Acc	Kappa	Acc	Kappa	Acc	Kappa	Acc	Kappa	Acc	Kappa
RoBERTa	0.80	0.65	0.81	0.66	0.76	0.17	<u>0.79</u>	0.58	0.55	0.35	0.74	0.48
SBERT	0.61	0.32	0.70	0.42	0.76	0.17	0.69	0.44	0.70	0.42	0.69	0.35
GPT-4o	0.74	0.60	0.72	0.56	0.72	0.36	0.64	0.30	0.55	0.30	0.70	0.46
APO	<u>0.90</u>	<u>0.85</u>	<u>0.89</u>	<u>0.80</u>	<u>0.76</u>	<u>0.39</u>	<u>0.79</u>	<u>0.60</u>	<u>0.76</u>	<u>0.63</u>	<u>0.82</u>	<u>0.65</u>
<i>GradeOPT</i>	0.92	0.88	0.91	0.85	0.84	0.62	0.80	0.63	0.77	0.65	0.85	0.73

5.6 Results on National Dataset

We answer RQ2 by applying the optimized guidelines G_{opt} learned from \mathcal{D} in Section 5.5 to grade the test split of national dataset \mathcal{D}'_{test} . To be specific, if the G_{opt} fails to pass the OOD test, where the confidence indicator $\zeta < \mu$, we will implement the test-time training with the train split of national dataset \mathcal{D}'_{train} . Then, the adapted guideline will be tested over the same \mathcal{D}'_{test} again. Overall, the results are reported in Table 3.

From the table, we can find that Q_1 is marked with OOD Flag as its confidence indicator $\zeta = -0.22 < -0.2 = \mu$. By comparing its performance between Table 2 and Table 3, we can confirm that it suffers great performance drops. Meanwhile, the confidence indicator of Q_2 , $\zeta = -0.16 > -0.2 = \mu$, and its performance gap between \mathcal{D} and \mathcal{D}' is relatively smaller. These two observations indicate that the proposed confidence indicator is a valid indicator for the OOD detection purpose. On the other hand, by comparing G_{opt} with the raw guidelines provided by G_0 , we find that G_{opt} consistently outperforms G_0 . This observation indicates that even the automatically optimized guideline suffers from the OOD issue, it is still better than the raw guideline. Finally, by calculating the performance change between the guideline before and after the test-time training, we can find that *GradeOpt* is able to get adapted to the new examples with only limited available annotated examples. In addition, the performance of guidelines after the test-time training is restored back to the acceptable grading range, e.g., $\text{Kappa} > 0.6$, which indicates that the test-time training is an effective solution to help a high-performed G_{opt} to quickly get applied to different datasets.

5.7 Ablation Studies

To answer RQ3, we conduct ablation studies to the nested iteration introduced in Section 4.2. We choose to experiment with Q_4 as it is the only PCK question that contains one single expectation, as shown in Table 1. Our framework emphasizes PCK answers due to its challenge over CK answers in capturing the thinking process, as introduced in Section 1. The relatively simple rubric design of Q_4 makes the shortest guideline prompt, leaving room for *GradeOpt* to add in its reflective experience as it iteratively learns from \mathcal{D} . Thus, experimenting with Q_4 can better showcase

Table 3. Test-time training result for Q1 and Q2 over National Dataset \mathcal{D}' before and after test-time training. The average confidence indicator (CI) on Pilot Dataset \mathcal{D} is $\mu = -0.2$ and questions with CI ($\zeta < -0.2$) are marked with OOD.

Guideline	Test-time Training	Q1				Q2			
		Acc	Kappa	CI (ζ)	OOD Flag	Acc	Kappa	CI (ζ)	OOD Flag
G_0	-	0.67	0.49	-	-	0.75	0.59	-	-
G_{opt}	×	0.70	0.52	-0.22	✓	0.82	0.70	-0.16	×
G_{opt}	✓	0.78	0.64	-0.17	×	-	-	-	-
Change	-	+0.08	+0.12	+0.05	-	-	-	-	-

$GradeOpt$'s optimization power. With the experimental results shown in the following sections, we demonstrate the effectiveness of each component.

First, we demonstrate the superiority of our *misconfidence*-based batch sampling strategy by comparing it with the random-based one. From Figure 6, we can observe that *misconfidence*-based batch sampling results are more consistent and accurate. While random selection generates optimal guidelines in 2 to 4 rounds, *misconfidence*-based selection consistently optimizes guidelines in 3 rounds. This, together with high predictive accuracy and alignment brought by *misconfidence*-based selection, makes the system reliable in practical educational scenarios as the required training round number is coherent.

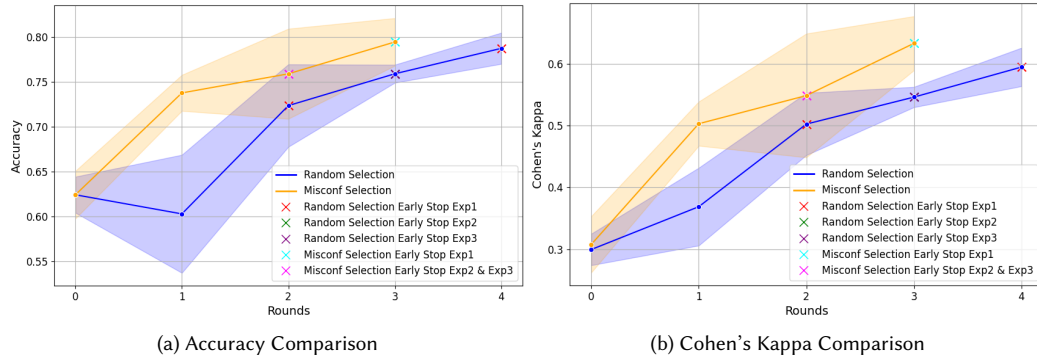


Fig. 6. Performance comparison between $GradeOpt$ with *misconfidence*-based and random-based outer batch selection strategies.

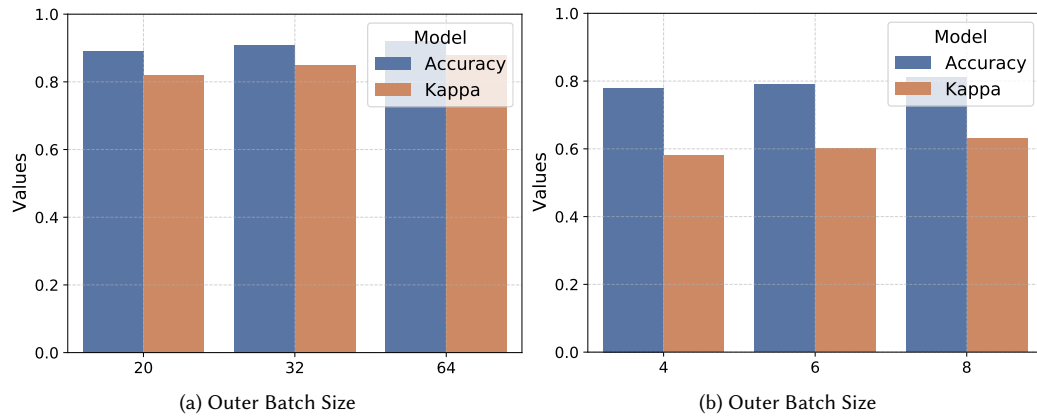


Fig. 7. Performance of $GradeOpt$ with different outer and inner iteration batch sizes.

Then, we conduct experiments over the sizes of outer batch $|b_{out}| \in \{20, 32, 64\}$ and inner batch $|b_{in}| \in \{4, 6, 8\}$, targeting at exploring the influence of those two hyper-parameters on the performance of *GradeOpt*. From the results in Figure 7a, we observe an increasing trend in accuracy and kappa as its outer batch size increases. This observation suggests that increasing the number of examples is always beneficial to the final performance. Similarly, from the Figure 7b, we find an consistent increasing trend of performance as error number increases. Based on these two findings, we can conclude that the larger batch size is likely to bring performance gains to the *GradeOpt*.

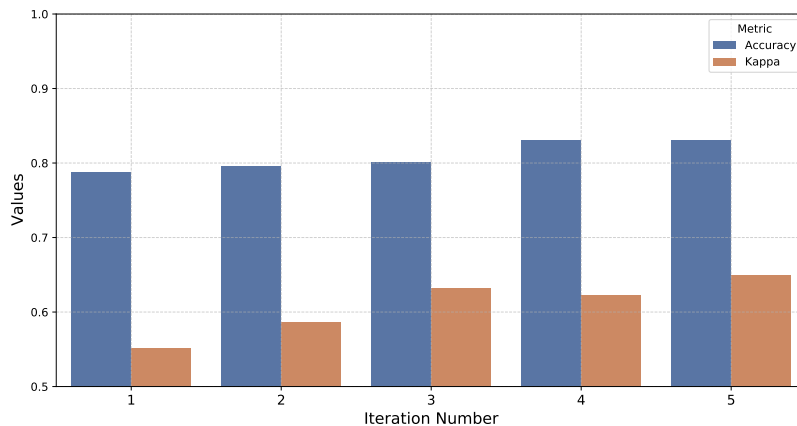


Fig. 8. Performance of *GradeOpt* with different numbers of iterations.

At last, we study how the iterations number impacts accuracy performance. In our experiment, we explore different iteration numbers, ranging from 1 to 5. Whilst increasing iteration on a minibatch, we utilize the early-stopping signal introduced in Section 4.2.2 to carefully monitor overfitting. As shown in Figure 8, increasing iteration with the help of early-stopping signal can effectively lead to higher test accuracy as well as more stable performance. While five iterations produce higher accuracy, due to limited computational resource, we use three iterations as our default setting.

6 Conclusion

This paper explores fully automating guideline optimization to leverage LLM techniques including reflection and prompt engineering to solve ASAG tasks. We innovatively decompose the ASAG procedure into two steps: guideline optimization and grading. Specifically, we set our focus on automatic guideline optimization to avoid the manual efforts of composing a task-optimal guideline. To further prevent labelling a large amount of data, we propose a two-phase "*train and test-adapt*" procedure to maximally tune a guideline on a small training set and securely ensure this optimized output is reliable for large-scale grading. The proposed *GradeOpt* is a multi-agent guideline optimization system that iteratively leads the LLM to reflect on mistakes, learn answer patterns, and make improving modifications. Empirical experiments on a pedagogical dataset have demonstrated the effectiveness of *GradeOpt*. One future work is to incorporate human intervention as the solution of several limitations we observed during training, such as incorrect error reflection, inferior prompt generation, etc. Meanwhile with the drastic evolution of prompt engineering techniques, our framework can be further enhanced and serve as a valuable evaluation tool for reducing educators' burden and providing accurate, consistent assessment of learners' knowledge.

References

- [1] Peter Auer. 2003. Using confidence bounds for exploitation-exploration trade-offs. *JMLR* (2003).

- [2] Marie Bienkowski, Mingyu Feng, and Barbara Means. 2012. Enhancing Teaching and Learning Through Educational Data Mining and Learning Analytics: An Issue Brief. U.S. Department of Education (2012).
- [3] Steven Burrows, Iryna Gurevych, and Benno Stein. 2015. The eras and trends of automatic short answer grading. IJAIED (2015).
- [4] Leon Camus and Anna Filighera. 2020. Investigating transformers for automatic short answer grading. In AIED 2020.
- [5] Clayton Cohn, Nicole Hutchins, Tuan Le, and Gautam Biswas. 2024. A chain-of-thought prompting approach with llms for evaluating students' formative assessment responses in science. In AAAI 2024.
- [6] Aubrey Condor, Max Litster, and Zachary A. Pardos. 2021. Automatic short answer grading with SBERT on out-of-sample questions. In EDM 2021.
- [7] Aubrey Condor and Zachary Pardos. 2024. Explainable Automatic Grading with Neural Additive Models. In AIED 2024.
- [8] Copur-Gencturk et al. 2023. Investigating teachers' understanding through topic modeling: a promising approach to studying teachers' knowledge. JMTE (2023).
- [9] Myroslava O Dzikovska et al. 2013. Semeval-2013 task 7: The joint student response analysis and 8th recognizing textual entailment challenge. In SemEval 2013.
- [10] John A Erickson et al. 2020. The automated grading of student open responses in mathematics. In LAK 2020.
- [11] Markus Freitag and Yaser Al-Onaizan. 2017. Beam search strategies for neural machine translation. arXiv preprint arXiv:1702.01806 (2017).
- [12] Del Gobbo et al. 2023. GradeAid: a framework for automatic short answers grading in educational contexts—design, implementation and evaluation. KAIS (2023).
- [13] Sarah Hassan, Aly A. Fahmy, and Mohammad El-Ramly. 2018. Automatic Short Answer Scoring based on Paragraph Embeddings. IJACSA (2018).
- [14] Dan Hendrycks and Kevin Gimpel. 2016. A baseline for detecting misclassified and out-of-distribution examples in neural networks. arXiv preprint arXiv:1610.02136 (2016).
- [15] Owen Henkel et al. 2024. Can Large Language Models Make the Grade? An Empirical Study Evaluating LLMs Ability To Mark Short Answer Questions in K-12 Education. In Learning@ Scale 2024.
- [16] Jie Huang et al. 2024. Large Language Models Cannot Self-Correct Reasoning Yet. arXiv preprint arXiv:2310.01798 (2024).
- [17] Lei Huang et al. 2023. A Survey on Hallucination in Large Language Models: Principles, Taxonomy, Challenges, and Open Questions. arXiv preprint arXiv:2311.05232 (2023).
- [18] Zhengbao Jiang et al. 2020. How Can We Know What Language Models Know? arXiv preprint arXiv:1911.12543 (2020).
- [19] Gurusha Juneja et al. 2024. Task Facet Learning: A Structured Approach to Prompt Optimization. arXiv preprint arXiv:2406.10504 (2024).
- [20] Zachary Kenton et al. 2021. Alignment of Language Agents. arXiv preprint arXiv:2103.14659 (2021).
- [21] Ehsan Latif and Xiaoming Zhai. 2023. Fine-tuning ChatGPT for Automatic Scoring. arXiv preprint arXiv:2310.10072 (2023).
- [22] Claudia Leacock and Martin Chodorow. 2003. C-rater: Automated Scoring of Short-Answer Questions. Computers and the Humanities (2003).
- [23] Gyeong-Geon Lee et al. 2024. Applying Large Language Models and Chain-of-Thought for Automatic Scoring. arXiv preprint arXiv:2312.03748 (2024).
- [24] Yinhan Liu et al. 2019. RoBERTa: A Robustly Optimized BERT Pretraining Approach. arXiv preprint arXiv:1907.11692 (2019).
- [25] Jiaqi Lun et al. 2020. Multiple data augmentation strategies for improving performance on automatic short answer scoring. In AAAI 2020.
- [26] Ruotian Ma et al. 2024. Are Large Language Models Good Prompt Optimizers? arXiv preprint arXiv:2402.02101 (2024).
- [27] Aman Madaan et al. 2023. Self-Refine: Iterative Refinement with Self-Feedback. arXiv preprint arXiv:2303.17651 (2023).
- [28] Michael Mohler, Razvan Bunescu, and Rada Mihalcea. 2011. Learning to grade short answer questions using semantic similarity measures and dependency graph alignments. In ACL 2011.
- [29] OpenAI. 2024. GPT-4 Technical Report. arXiv preprint arXiv:2303.08774 (2024).
- [30] Liangming Pan et al. 2023. Automatically Correcting Large Language Models: Surveying the landscape of diverse self-correction strategies. arXiv preprint arXiv:2308.03188 (2023).
- [31] Andrew Poulton and Sebas Eliens. 2021. Explaining transformer-based models for automatic short answer grading. In ICDTE 2021.
- [32] Reid Pryzant et al. 2023. Automatic Prompt Optimization with "Gradient Descent" and Beam Search. arXiv preprint arXiv:2305.03495 (2023).
- [33] Nils Reimers and Iryna Gurevych. 2019. Sentence-BERT: Sentence Embeddings using Siamese BERT-Networks. arXiv preprint arXiv:1908.10084 (2019).
- [34] Shourya Roy, Yadati Narahari, and Om D Deshmukh. 2015. A perspective on computer assisted assessment techniques for short free-text answers. In CAA 2015.
- [35] Sebastian Ruder. 2017. An overview of gradient descent optimization algorithms. arXiv preprint arXiv:1609.04747 (2017).
- [36] Noah Shinn et al. 2023. Reflexion: Language Agents with Verbal Reinforcement Learning. arXiv preprint arXiv:2303.11366 (2023).
- [37] Neslihan Süzen et al. 2020. Automatic short answer grading and feedback using text mining methods. Procedia Computer Science (2020).
- [38] Gladys Tyen et al. 2024. LLMs cannot find reasoning errors, but can correct them given the error location. In ACL 2024.
- [39] Jason Wei et al. 2023. Chain-of-Thought Prompting Elicits Reasoning in Large Language Models. arXiv preprint arXiv:2201.11903 (2023).
- [40] Wenjing Xie et al. 2024. Grade Like a Human: Rethinking Automated Assessment with Large Language Models. arXiv preprint arXiv:2405.19694 (2024).
- [41] Shangqing Xu and Chao Zhang. 2024. Misconfidence-based Demonstration Selection for LLM In-Context Learning. arXiv preprint arXiv:2401.06301 (2024).
- [42] Chengrun Yang et al. 2024. Large Language Models as Optimizers. arXiv preprint arXiv:2309.03409 (2024).

[43] Yongchao Zhou et al. 2023. Large Language Models Are Human-Level Prompt Engineers. [arXiv preprint arXiv:2211.01910](#) (2023).