

From Experts to the Public: Governing Multimodal Language Models in Politically Sensitive Video Analysis

TANUSREE SHARMA, Pennsylvania State University, USA

YUJIN POTTER, University of California, Berkeley, USA

ZACHARY KILHOFFER, University of Illinois Urbana-Champaign, USA

YUN HUANG, University of Illinois Urbana-Champaign, USA

DAWN SONG, University of California, Berkeley, USA

YANG WANG, University of Illinois at Urbana-Champaign, USA

This paper examines the governance of multimodal large language models (MM-LLMs) through individual and collective deliberation, focusing on analyses of politically sensitive videos. We conducted a two-step study: first, interviews with 10 journalists established a baseline understanding of expert video interpretation; second, 114 individuals from the general public engaged in deliberation using Inclusive.AI, a platform that facilitates democratic decision-making through decentralized autonomous organization (DAO) mechanisms. Our findings show that while experts emphasized emotion and narrative, the general public prioritized factual clarity, objectivity of the situation, and emotional neutrality. Additionally, we explored the impact of different governance mechanisms—quadratic vs. weighted ranking voting and equal vs. 20/80 power distributions—on users’ decision-making on how AI should behave. Specifically, quadratic voting enhanced perceptions of liberal democracy and political equality, and participants who were more optimistic about AI perceived the voting process to have a higher level of participatory democracy. Our results suggest the potential of applying DAO mechanisms to help democratize AI governance.

Additional Key Words and Phrases: MM-LLMs, Democratic AI, DAO

ACM Reference Format:

Tanusree Sharma, Yujin Potter, Zachary Kilhoffer, Yun Huang, Dawn Song, and Yang Wang. 2024. From Experts to the Public: Governing Multimodal Language Models in Politically Sensitive Video Analysis. 1, 1 (October 2024), 29 pages. <https://doi.org/10.1145/nnnnnnnn>.

1 INTRODUCTION

Recent advancements in Multimodal Large Language Models (MM-LLMs) have demonstrated significant progress in integrating and interpreting diverse data modalities, including text, images, audio, and videos [57, 95], enabling AI systems to perform complex tasks with human-like capabilities. Several studies have explored the use of LLMs for multimodal generation, primarily focusing on developing foundational MM-LLMs by integrating encoders from different modalities, allowing these models to process beyond textual inputs [39, 43, 82, 104, 104]. Some methods use pre-trained LLMs to build models capable of handling multiple modalities including LLaVA, mPLUG-Owl, Flamingo, BLIP-2, and

Authors’ addresses: Tanusree Sharma, tfs5747@psu.edu, Pennsylvania State University, State College, USA; Yujin Potter, yujinyujin9393@berkeley.edu, University of California, Berkeley, Berkeley, USA; Zachary Kilhoffer, dzk2@illinois.edu, University of Illinois Urbana-Champaign, Champaign, USA; Yun Huang, yunhuang@illinois.edu, University of Illinois Urbana-Champaign, Champaign, USA; Dawn Song, dawnsong@berkeley.edu, University of California, Berkeley, Berkeley, USA; Yang Wang, yvw@illinois.edu, University of Illinois at Urbana-Champaign, Champaign, USA.

Permission to make digital or hard copies of all or part of this work for personal or classroom use is granted without fee provided that copies are not made or distributed for profit or commercial advantage and that copies bear this notice and the full citation on the first page. Copyrights for components of this work owned by others than ACM must be honored. Abstracting with credit is permitted. To copy otherwise, or republish, to post on servers or to redistribute to lists, requires prior specific permission and/or a fee. Request permissions from permissions@acm.org.

© 2024 Association for Computing Machinery.

Manuscript submitted to ACM

Manuscript submitted to ACM

PandaGPT [7, 37, 53, 81, 85, 92, 98]. However, these MM-LLMs are typically limited to multimodal data processing and do not generate content across various modalities. To address this limitation, some studies are investigating the use of LLMs as decision makers, combined with existing multimodal encoders and decoders, to facilitate multimodal input and output, including Visual-ChatGPT, HuggingGPT, and AudioGPT [38, 77, 94].

The evolution towards MM-LLMs is primarily motivated by the understanding that human interaction is multisensory, suggesting that more comprehensive AI systems should also engage multiple senses. For instance, an MM-LLM might integrate the analysis of a news article, its associated images, and related audio clips to deliver a more detailed summary or response. Despite notable advances, the development of MM-LLMs faces significant hurdles, including the integration of diverse data types, heightened computational demands, and need for varied annotated dataset. Furthermore, different stakeholders such as journalists, educators, and security personnel can perceive model performance differently based on their task-specific requirements. Tailoring MM-LLMs to satisfy this diverse needs require aligning the models with their specific expectations.

In addition to inclusivity issues, a major criticism of AI development is the lack of transparency, such as inadequate documentation and traceability in its design and decision-making processes, leading to adverse outcomes including discrimination, lack of representation, and breaches of legal regulations. Furthermore, traditional social science techniques such as interviews, and surveys struggle to adequately capture user expectations due to their inherent limitations in deliberating and providing continuous insights. In contrast, emerging governance models such as Decentralized Autonomous Organizations (DAOs) [73] provide innovative directions of hybrid governance and technical elements that support varied structural concepts from management science and community coordination, thus offering promising solutions to transparency, coordination, and participatory decision-making challenges through smart contract [61, 91].

In this study, we explore people’s preference for LLMs model output in the context of video interpretation. We chose video as a use case since it includes multiple types of data, such as audio, visuals, and closed captions. For this study, we chose a video from the 2020 US presidential debate that depicts a political topic, since the output of AI models for the interpretation of political videos can be controversial [52]. We introduce Inclusive.AI, a tool to engage users in expressing their preferences through both deliberate discussion and structured democratic voting methods. Through a large-scale user experiment of 114 US internet users, we evaluate how users perceive these deliberative and democratic mechanisms (such as voting methods) as well as how they perceive the use of LLMs in political video interpretation within the Inclusive.AI tool. We mainly answered the following three research questions.

Research Questions.

RQ1: How do **experts** envision the use of MM-LLMs for interpreting political videos to the general public?

RQ2: How does the **general public** perceive the use of MM-LLMs in political content interpretation?

RQ3: How do democratic governance mechanisms influence **public** opinions of improving MM-LLM models in the context of interpreting political topics?

Main Findings. We begin by interviewing media scholars and journalists as our reference group of stakeholders who work with various information sources consisting of various types (text, images, and videos) for media report writing event coverage, etc. We identify the factors such that they consider impactful in the production of their media reports quality, which includes comprehension by the targeted audience, level of sensitivity of the topic, accountability towards their primary media agency, individual positionality, etc. We also utilize experts’ knowledge and reasoning to develop our methodological approach such as inclusion criteria for selecting video examples for this study.

Our experiment with 114 users highlighted overlapping themes between individual and collective values from the deliberation process. For political video interpretation, the emotions of the speaker, subjective content (e.g., who

supports or opposes, composure, professionalism), and speakers’ positionality are some important factors participants expect from LLM outputs. We also observed nuanced differences in individual values, for instance, expressing a preference for fact-focused video summaries. While in the group deliberation, users tend to have more contradictory and diverse perspectives in the interaction flow from the onset, participants began their interactions with a positive tone, appreciating the AI’s video summaries in individual deliberation.

Our findings also highlighted participants’ perceived quality of the governance process in the Inclusive.AI tool where they found certain aggregation methods (e.g., weighted, quadratic) more effective for expressing value preferences. Those who used quadratic voting believed it allowed minority groups to have a significant influence on AI-related decisions. Overall, participants rated the democratic quality of the process highly, with quadratic voting particularly enhancing perceptions of liberal democracy and political equality. They emphasized that quadratic voting, under equal voting power conditions, reduce the likelihood of producing unexpected outcomes compared to weighted voting. However, some were skeptical about whether the decided outcomes would be implemented in AI models, suggesting guidelines at the government level to ensure compliance.

2 RELATED WORK

In this section, we review related work in key areas of state-of-the-art video analysis, with an emphasis on political video. We then discuss emerging multimodal generative vision models, highlighting their limitations, followed by user preferences of multimodal LLMs, followed by a review of current AI governance approaches to discuss their limitations in practice, particularly regarding active involvement from diverse stakeholders.

2.1 Video Analysis in Practice

Video serves as a rich source of information for everyday communication [21, 50], leading to the development of tasks such as video captioning, video question answering [96], text-video retrieval [8, 12, 30]. Videos, offering dynamic and engaging content beyond static images and text, present a unique challenge for understanding and processing due to their redundancy. In video analysis, there are two different applications we are most familiar with – video summarization and captioning – that focus on extracting key frames or shots and generating descriptive summaries, respectively, with the latter serving as a textual encapsulation. Video summarization strives to identify a concise set of frames that convey the core content of video sequences. Initial efforts [14, 34, 102] focused on creating handcrafted video representations, like visual attention, in an unsupervised manner. Later developments include multimodal approaches, where works [65, 80] utilize textual information, such as video titles or related articles, to enhance key frame identification.

In video-language learning, identifying key visual content is important, yet challenging [15, 46]. Research shows a *static appearance bias* with single-frame training in video question answering and retrieval, highlighting challenges in grasping full video narratives. This limitation also affects video captioning, which requires understanding both visual and temporal aspects that single frames cannot capture. In real-world applications, these models face significant hurdles. Techniques ranging from LSTM-based temporal learning [87] to hierarchical visual feature compression struggle with the unpredictability and diversity of real-world videos [62]. The challenge intensifies with the need to generate coherent descriptions that align with the video’s actual content, where models must balance visual details with semantic context [79]. Even strategies like strategic frame selection to reduce redundancy [22] can only partially address the mismatch between model capabilities and the nuanced requirements of real-world applications, highlighting the gap between controlled training environments and the complexity of real-world video content.

A particularly active area of video research in political science is the analysis of debates in presidential elections. Researchers [42] used recurrent neural networks to analyze videos of debates in the 2016 U.S. presidential election and successfully detected facial expressions, emotions, gestures, and related movements [16, 17]. Political news videos

feature a wide variety of characters and backgrounds. Hong et al. [36] conducted a large-scale analysis to detect the faces of political figures and TV anchors. Research also attempted CNN-based face detection [83] using videos of political campaign ads. They succeeded in automatically extracting summary images of the videos and detecting the faces of the people in them with high accuracy. However, many existing studies that employ CNNs for political video analysis require specific training for each person and are not readily accessible to social scientists unfamiliar with computer vision techniques. Thus, there is a need for more adaptable and user-friendly methods to facilitate the broader application of video interpretation in political and other sensitive areas.

2.2 Multimodal Generative Vision Models

Large Language Models (LLMs) as conversation agents are revolutionizing the way we engage with visual data. Prior conversation models engaged with images, but video-based dialogue remained largely unexplored. In particular, recent progress in multimodal understanding primarily involves integrating pre-trained image models with LLMs but generally do not consider video inputs [26, 47, 53, 104]. Recent advancements in computer vision have led to the development of numerous foundational vision-language models, resulting in significant breakthroughs in the field. A notable example is CLIP, trained on 400M image-text pairs, which has shown impressive zero-shot performance on various benchmarks [66]. CLIP has been applied in numerous downstream applications, ranging from object detection to 3D applications [13, 49, 58, 68], as well as adapted for video applications [58, 67, 89]. More recently, multimodal understanding has been advanced by integrating image-based vision models with LLMs. Models like Flamingo [7] and BLIP-2 [47] have demonstrated the power of utilizing web-scale image-text data. MiniGPT-4 [104] facilitates image-based conversations by combining BLIP-2 and Vicuna for zero-shot image comprehension. LLaVA has shown notable multimodal chat capabilities [53], and the InstructBLIP model [26] has demonstrated strong image-based dialogue capabilities. Some recent work instead focused on leveraging LLMs for video comprehension, aiming to preserve spatial and temporal features while enabling human-like discussions about videos [55] by introducing Video-ChatGPT, a model combining a video-optimized visual encoder [24, 66] and an LLM [53], filling this gap [55, 86]. Another work VideoChat [48] combines video and image model elements with LLMs, using minimal learnable layers, and creates a video-dedicated dataset with noisy detailed textual descriptions to refine video conversation model training.

2.3 User Preferences and Multimodal Generative Model

Before the emergence of Large Language Models (LLMs), the idea of augmented reporting was already in use, leveraging technologies like artificial intelligence, machine learning, and data analytics to assist journalists in collecting, analyzing, and presenting information [63]. This approach improves the speed, precision, and depth of media coverage while revealing hidden patterns and trends. For instance, journalists could use data analytics tools to uncover new angles in large datasets. More recently, LLMs have been applied in media, entertainment, and journalism, especially in contexts that support ideation by alleviating the cognitive load on journalists [64]. These models are also utilized in co-writing scenarios, where the input of LLMs may shape public opinion [41], particularly in text-driven media. Further studies have benchmarked LLMs for tasks like news summarization [101]. Additionally, experts are exploring the societal and democratic implications of generative AI in journalism and media, discussing regulatory strategies to ensure its democratic use worldwide [9, 59].

The scope of Multimodal LLMs (MM-LLMs) extends beyond journalism and creative fields to sectors like media, education, surveillance, training, and healthcare. These models support individuals with disabilities, including popular visual models designed for people with visual impairments. Visual models addressing image and video privacy and security concerns help blind users navigate video-based media [75], while some explore their experiences as vloggers [33,

72]. Despite the increasing interest in Multimodal Vision Models for video content, research shows a gap in understanding user preferences and experiences—both subjective and objective—through empirical evidence. This study aims to investigate users’ expectations, both individually and in groups, through AI-mediated interactions and group discussions, and work toward consensus on governing multimodal generative models in the video context.

2.4 AI Governance Approaches

AI governance concerns putting values or principles into practice via policies, while values define what agents (people or AI) ought to do [76]. Researchers have argued that the research community broadly agrees about certain values and principles for better AI [29], though the question of how best to implement these principles is far from solved, and proceeding at different paces, in fits and spurts, around the world.

Regulatory Effort. Historically, much of the focus in AI governance research has been at the national and subnational levels [19, 31, 70]. US efforts in AI governance currently focus on executive actions and industry collaboration. Executive Order 14011 “on the Safe, Secure, and Trustworthy Development and Use of Artificial Intelligence” (AI Executive Order) [84] highlights the dual nature of AI’s potential, stating that while AI can address critical challenges and enhance prosperity, productivity, innovation, and security, it also entails risks that require careful regulation. The U.S. approach to AI governance aims to ensure both safe and ethical AI development while achieving national strategic goals. In the short term, the U.S. is working with AI developers and other stakeholders to establish standards and guidelines.

Executive Order 14011 – like the more ambitious EU AI Act [2] – directs an assortment of actors to participate in the *standardization* of AI development and deployment. Standards are formal documents that guide organizations in achieving specific goals such as interoperability, safety, or regulatory compliance. They provide a common language and practical guidelines for ensuring the safety and auditability of technical systems [90]. The most rigorous standards are intended to facilitate third-party audits and certification, signaling good and trustworthy practices [69]. At present, however, the two available AI standards from NIST (AI Risk Management Framework [60]) and ISO (ISO 42001 AI Management System [40]) are not auditable and not yet rigorously tested.

Participatory approaches. Driven by calls from civil society organizations, academia, and others, there is growing emphasis on participatory AI governance to make AI/ML design more inclusive and equitable [99, 100]. However, there is limited empirical literature on involving stakeholders in refining AI performance. Both in theory and practice, there exists a tension between the goal of participatory decision-making in AI and the global, distributed nature of AI development [99]. Kemp et al. [27] and some researchers advocate for decentralized approaches, such as “*Governance Coordinating Committees*,” global standards, or leveraging existing international legal frameworks [25, 54, 88]. The strategy presented in this paper, leveraging DAO for voting, is one potential strategy to address this.

Currently, due to cost considerations, much AI refinement and training, including reinforcement learning, rely on labor pools in developing countries rather than direct involvement of stakeholder groups [71?]. This dynamic presents a significant challenge, though not an insurmountable one, in ensuring meaningful participation on a suitable scale in AI development [99]. In designing AI models, it is essential to involve stakeholders and affected communities, along with AI companies, to deliberate on sensitive AI-related topics and make informed decisions about AI model behavior. However, another difficulty is establishing the best role for AI to play in group decision making [103].

3 METHOD OVERVIEW

Given the above literature, it is evident that while significant progress has been made, there is a clear gap in understanding expert and user perspectives on MM-LLM outputs to address their contextual needs, as well as the influence of governance structures on these interactions. As shown in Figure 1, our entire study includes (1) an expert interview (RQ1); and (2) a user experiment (RQ2 & RQ3) in deliberating users’ values and expectations as well as preference aggregation

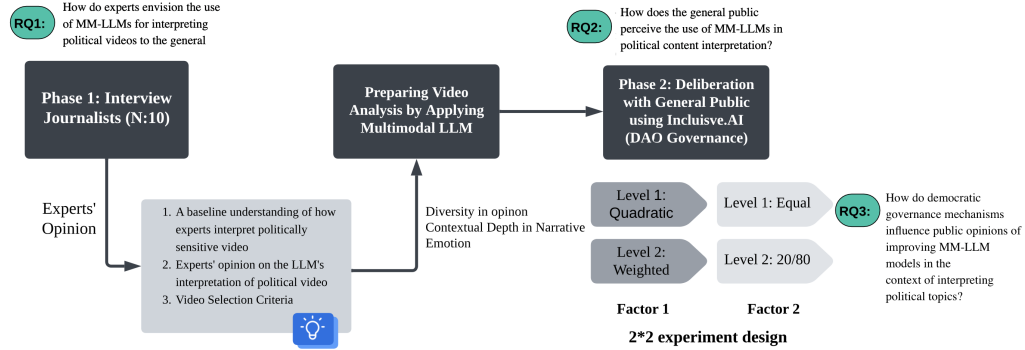


Fig. 1. Overview of our research process and findings. We interviewed 10 experts who work with multimodal data, including, journalists and media scholars for our example case “political video interpretation.” They provided their opinions on LLM response strategies and the key dimensions they considered for their judgments as well as their own interpretation leading to baseline human output. Then, we qualitatively identified general users’ expectations and values from the same case in two different settings - human-ai deliberation to understand their individual values and group deliberation for collective values leading to exploratory metrics for LLM outputs on multimodal data and guiding principles for LLM outputs on controversial topics.

towards ChatGPT-generated video interpretation. Specifically, we conducted an exploratory interview study with experts to identify the factors that they consider impactful in the production of multimodal input. Next, we designed and evaluated a deliberate and democratic tool “*Inclusive.AI*” to engage users at scale in expressing their preferences to improve MM-LLM models and investigate the values and expectations users hold towards MM-LLMs in handling contentious and sensitive topics, such as political agendas. The user experiment has three main design components (design details in section 4.5)–(1) Human-AI interaction to facilitate deliberations on sensitive AI-related topics, (2) Group discussion to engage users collectively on these topics, addressing **RQ2**, and (3) Governance decisions for aggregating user preferences to guide future AI model updates, addressing **RQ3**.

4 EXPERTS’ OPINIONS INFORMING THE EXPERIMENTAL SETUP

4.1 Recruitment and Experts Background

We interviewed media scholars and journalists as our expert reference group due to their experience with various data types, including text, images, and videos, particularly analyzing complex and sensitive topics, like US presidential debates. We recruited US-based experts through personal connections and word of mouth. Experts in this study come from diverse backgrounds in journalism, media, and communication, with an equal split between males and females. Among them are Ph.D researchers specializing in media studies in urban design, and political economy, journalist focused on video media who had experience in the 2020 election coverage; medical misinformation within local communities and journalists and videographers who have covered Tesla, police issues, and local TV media, offering a unique blend of skills and perspectives. We refer to experts as E1, . . . ,E10. For the purpose of their anonymity, we do not include their news media agency name and affiliations in this paper.

4.2 Phase I: Experts’ Interview

Our two primary objectives of the experts’ interview were: (i) to have a baseline of how experts envision the use of MM-LLMs for interpreting political videos to the general public and (ii) to incorporate expert feedback into the development of our methodological approach, including criteria for selecting video examples for the study.

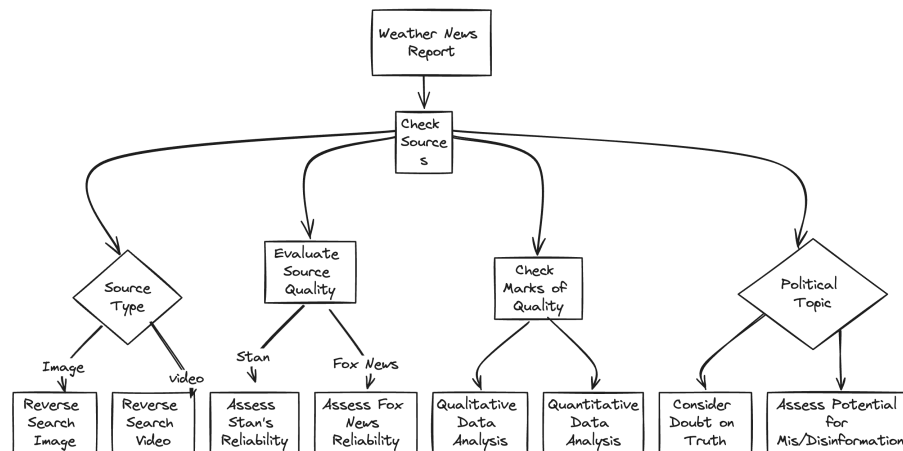


Fig. 2. Example of journalism practice of multimedia data analysis - E5

In the first set of questions, we inquired about their primary expertise and experience with various data types, including video. This helped us understand their approach to handling different media, covering real-time events, managing diverse data for tasks like media report writing, and the factors that influence the quality of their reporting. In the next set of questions, we showed them a political video of US presidential debate and asked them to interpret it using multimodal data (e.g., audio, visuals, closed captions). We asked, “Can you walk me through the process you employ to analyze the video content to write a report?” Following this, we asked their opinion on using LLMs for video analysis. We then showed them how LLMs (ChatGPT) interpreted the same video and asked for their thoughts to identify the benefits, limitations, and critical factors in interpreting contentious topics.

Since we aim to understand the general public’s perception of the use of MM-LLMs in better designing models for sensitive topics, such as political content, selecting politically sensitive content for the study requires careful consideration. We leveraged experts’ opinions to conform to the inclusion criteria for selecting content (details in section 4.4.1) by providing them with an overview of the user study goal. We also asked them how they would prompt the LLM tool to interpret this video. We leveraged experts’ feedback to design the deliberation case (details in section 4.4.2).

4.3 RQ1: Experts’ results: Experts Practices, Perception, and Video Interpretation

In this section, we present practices by journalists and media scholars in handling multimodal data for media generation, their interpretation of political videos, and their opinion of LLM’s (ChatGPT’s) interpretation of political videos.

4.3.1 Practice of Evaluating Multimodal Data in Journalism. We identified several practices in video interpretation of experts that involve multimodal data. Experts consistently highlighted the routine management and analysis of multiple data sources. To illustrate some of these workflows and practices, we present three approaches used by journalists covering refugee and environmental issues, weather news, and political campaigns-related events. While there are fundamental similarities among these approaches, there are nuanced differences in their emphasis: (i) focusing on the reliability and credibility of meta-information sources, particularly for sensitive topics; (ii) consulting experts continuously during news production; and (iii) adopting a research-oriented approach for news generation.

Fact-Checking: Separating Truth from Tall Tales. Experts who work with multiple data sources emphasize the importance of fact-checking reliability. In Figure 2, E5, a journalist specializing in weather and political news, describes her approach. She collects data from various sources, including online images and videos, TV media like Fox and Stan Newsroom, and social media. For weather trends, she starts by reverse-searching images and videos to confirm reliability. She then evaluates TV news sources’ credibility based on media literacy project [6]. For political news reporting, she considers fact-checking crucial and often consults additional sources like MSA Security [5] to add another layer of credibility. E5 emphasized on information source credibility by stating, *“Even when you speak the truth, people can still question it and label it as fake news, which is a significant issue.”*

Experts-in-the-Loop News Production Approach. In Figure 7(a), an environmentalist and political economy journalist described his approach as *“I investigate the emissions of local craft factories using data and expert interviews. I video recorded the process, then clean and analyze data, draft a comprehensive report, and ensure accuracy through rigorous editing and fact-checking, most frequently connected with seniors or professors in this field.”*

News Generation 101: Narrative Approach. In Figure 7(b), a media scholar explained his approach as narrative journalism. He focuses on creating engaging, story-driven content about the environment in Jordan. He builds compelling narratives around key individuals, such as refugees, using various types of data, including video recordings, interviews, and observations. Describing his method, he shared: – *“ We visited factories and local refugee areas, taking videos and images of workers in production, interacted with them. The final product was a community environment model of greenhouses, and water plants. our target was to demonstrate to policymakers in that region or internationally through a routine walkthrough so its important that the story is understood.”*

Theoretical Underpinning: Position, Pick, and Spin. Experts also highlighted some theoretical underpinnings relevant to news and media report generation. One key factor is *positionality*, which involves journalists’ awareness of how to structure their report, incorporating personal views or the new agency’s stance, supported by evidence and reasoning. As E4 noted, *“I will have my own ideologies or media agencies ideologies may affect my choice of language, like one political party prefers to use ‘global warming’ while another prefers ‘climate change’ due to different underlying reasons”* In the context of LLM applications, such as analyzing U.S. political debates, scholars recognize that biases in LLMs like ChatGPT reflect similar biases in journalistic writing.

Another phenomenon discussed is *selective exposure*, where video creators and journalists may focus on information that aligns with pre-existing beliefs, potentially reinforcing certain perspectives. This is particularly relevant in political reporting, as E9 noted *“If the people making news based on presidential video focusing on Joe Biden’s political agenda, they may gather more information to support him, making him appear more persuasive. Making videos is indeed an effective way to persuade others.”* Given these biases, experts suggested to select videos for the user experiment that present diverse viewpoints, ensuring a balanced representation of political perspectives.

4.3.2 Experts’ Interpretation of the Political Video. While interpreting the political video clip, experts focused on various aspects such as emotion and sentiment, aiming for a neutral interpretation; highlighting key points without covering everything; providing background information and evaluating the strength of arguments; fact-checking; and analyzing body language and theatrics. Some noted that the focus often shifts to the target audience, sensational topics, and distractions, rather than the content itself. E1’s interpretation of the video – *“Candidate disagreed and picked on others and expressed emotion and Trump argued back with repeated refutation words but involved higher emotion. He totally disagreed with Biden’s and even moderators’s statements and questions. They have opposite stands. Trump is just saying negative and he doesn’t agree with anything the opposite speaker said.”* E3 mentioned how she would present the video

analysis in her report to make it interesting for the audience—*“I would focus on how the debate was less about the issues and more about one candidate trying to undermine the other. Many presidential debates seem to be less about who made a better point and more about who could make a significant criticism of the other. This approach makes for engaging TV and good talking points, rather than focusing on political issues. Most people seem to prefer showmanship, which is why these debates are popular. I would emphasize the antagonistic aspect, adding a bit of detail about the intended topics before they got sidetracked.”* E4 shared his approach to focus more on the key points, stronger argument, and how accurate those are—*“I look at various factors when analyzing a presidential debate, including the background, who has the stronger argument, fact-checking, body language, shifts in demeanor I look for who has stronger arguments and more fact-checked examples. For instance, if Biden discusses unemployment rates, I check the facts. I also notice if they appear nervous or surprised by certain questions, like those about reproductive rights.”*

4.3.3 Experts’ Opinion on Political Video Interpretation by AI. Experts provided various perspectives on ChatGPT’s interpretation of political video. E2 highlighted the lack of human interaction cues, such as tone and emotion, in the summary. They pointed out that the absence of contextual information, such as background knowledge about political debates, detracted from the summary’s utility for news content. E3 noted that while the summary was factually correct, it missed the antagonistic and dramatic elements of the debate, including conflicts, personal attacks, and the candidates’ lack of factual references. They criticized the summary for lacking storytelling and engagement, making it unsuitable for a diverse audience. E7 found the summary helpful for laypersons but was uncertain about its bias or accuracy. They mentioned that the fast pace of the debate made it challenging to follow, especially for those unfamiliar with political agendas. Despite acknowledging potential biases, E7 believed that the summary aids laypersons in understanding the content, however, it lacked the depth and engagement necessary.

4.3.4 How Experts Would Prompt to Analyze the Video? Experts suggested various ways they would prompt ChatGPT to analyze a presidential debate. Most would start with a general question like, *“Can you help me to summarize what they are talking about?”* E1 mentioned that she would first ask for a summary and then follow up with, *“If I get the output, I might ask something else.”* Similarly, E2 would prompt, *“Provide a summary of the videos and the point of each person in this content.”* Two experts, like E3, preferred more detailed instructions, saying, *‘Give me a short news brief about the presidential debate between Trump and Biden about health care policy and Obamacare. Also, capture some of the tough visual aspects, describe some of the back-and-forth banter between the moderator and Trump, and the personal attacks where people can’t get a word in.’* E6 would ask meta-questions to utilize ChatGPT in a journalism context: *“I normally wouldn’t use ChatGPT to analyze only one video unless I have a hundred. I would want to see patterns across videos. I would ask it to analyze how many times there are interruptions, how long candidates talk over each other, and other specific metrics.”*

4.4 Phase II: Experiment Setup

We utilized experts’ feedback as a baseline for designing the seed use case in this study. This involves using specific prompts to generate video interpretations from ChatGPT and use the video example and ChatGPT’s interpretation to elicit users’ values.

4.4.1 Video Selection Criteria. For selecting videos, we ensured relevance to the research questions, diverse viewpoints, and high-quality content in designing user experiments.

Selection of AI Value Topic. Our study aims to explore user norms and expectations regarding the ability of Large Language Models (LLMs) to handle sensitive and complex topics, with a specific focus on political content. First, political topics are widely followed and discussed, involve intricate interactions, and are closely tied to both global and

local events, providing a relevant way to gauge user values of LLM model outputs. Second, political content involves nuanced discussions and diverse viewpoints, requiring one to navigate complex rhetorical strategies. Third, Unlike static laws, LLMs need dynamic, adaptable guidelines that reflect evolving societal values and ethical standards for sensitive and contentious topics.

Selection of Video Content. To select a video sample of political content for this experiment on user expectations of LLM model interpretation, we applied specific criteria to ensure relevance.

First, we considered the *relevance to current events* within the field of communication [56]. This means that the content should be timely and relate to significant political events, such as election cycles, with the 2024 presidential election being a major focus.

Second, we included a diversity of perspectives spanning a broad range of political views. This meant selecting videos that included different ideologies or interest groups to obtain a holistic view of the discourse [35].

Third, we looked at the contextual depth or complexity of the visuals in the video. Videos should not only present political events or opinions, but also provide context that helps in understanding background information, historical ties, and potential implications. We also considered the diversity of video visuals and interactions to ensure that they provide sufficient context for LLM models to generate interesting interpretations.

Fourth, we ensure the authenticity and reliability of the content sources by considering authoritative channels such as the top three cable news channels in the US (CNN, FOX, and MSNBC) and popular datasets of political videos used in the existing literature [36, 83]. We also considered the timeline of videos from 2016 to 2024 considering two major election cycles and major technological advancements in AI and digital media. Finally, to safeguard against misleading or harmful content, particularly in sensitive areas like politics, we manually reviewed the video content.

4.4.2 Users Deliberation and Decision Making on their Values and Expectation. To engage users at scale in expressing their preferences to decide on future MM-LLM model development, we first designed a tool (Inclusive.AI, details in section 4.5) that incorporates deliberation and decision-making mechanisms. This tool first guides users to elicit their values and expectations for LLM outputs on sensitive topics through individual and group deliberation. We then facilitated a platform within the tool for users to actively share their preferences with certain powers that can influence how MM-LLM should function in the future.

AI Guided Individual Deliberation. We begin by engaging users with an AI Value Topic related to multi-modal data interpretation of a video on a political topic by chatGPT. This topic is based on a 6-minute clip from the 2020 US presidential debate ¹. We started with a seed video and generated a response of ChatGPT, as shown in Figure 3. Users are presented with a simple question: “Do you find the interpretation useful?” with three options (yes, no, maybe) to stimulate further thought. Based on the user’s response to the provided options, the AI interviewer (agent) continues the corresponding chat. All chats sent by the user on this human-AI individual deliberation screen are aggregated as dialogues for GPT-4 API calls while we feed the user’s current chat and the history of the user’s chats into GPT-4 for a natural conversation flow in the human-AI deliberation phase.

This human-AI deliberation allows users to clarify their intentions and values as the AI agent engages them in natural-language conversations about AI value topics. The agent recursively resolves ambiguities and vagueness through multi-turn conversations, seeking clarifications and guiding users to define their norms and expectations. This individual deliberation provides open-ended interactions of users’ norms, values, and preferences regarding video interpretation by ChatGPT (Figure 3).

¹Video Clip: https://github.com/AccountProject/Inclusive.AI-MM_LLM

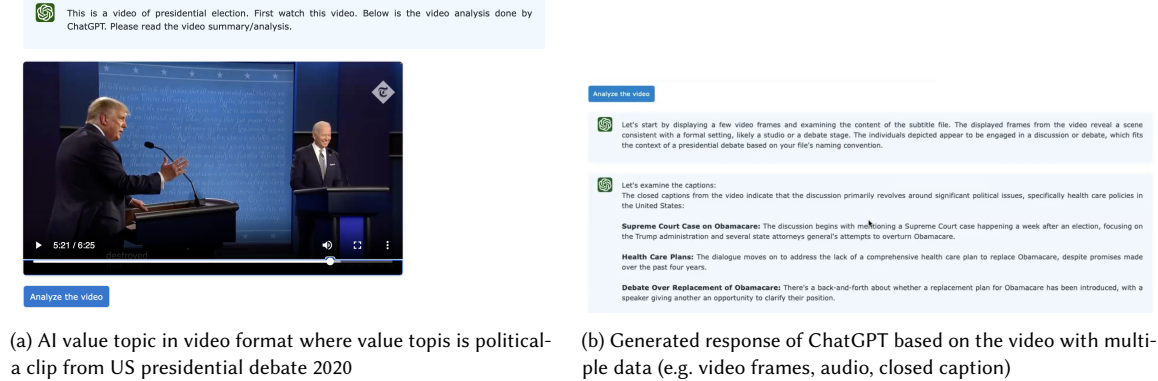


Fig. 3. Users' workflow in Human-AI interaction on AI value topic

Group Deliberation to Co-Validate Norms. Users then engage in a group deliberation and learn the perspectives of others' norms. The group deliberation has a chat box that facilitates live-time chats through websocket connections. This group deliberation enables users to co-validate their values at scale with a mini-public to make informed decisions, aiding the next step of democratic governance decision-making. If participants are unable to introduce a topic on their own, they are encouraged to refer to the suggested topics provided by the tool. We designed the suggested topic based on the pilot experiment of 20 participants, including, AI-generated video interpretation could be clearer, more comprehensive, more objective, or more in-depth (interface designs are in Appendix figure 8). This group discussion design provides a set of user interactions that depict their norms, values, and preferences while discussing with others.

Democratic Decision Making for Future MM-LLM Model Finally, users participate in a democratic decision-making process by voting. We designed experiments to assess varying voting methods and combinations of voting power to examine users' perception of the quality of the process being democratic. For example, we manipulated factors such as voting methods (weighted ranking voting vs. quadratic voting) and voting token distribution (equal distribution vs. 20/80 Pareto distribution). Governance decision provides perceived quality of the governance process by users' self-reported quality with the Variety of Democracy (V-Dem) scale [51]. We described the user experiment design in Section 4.4.3.

4.4.3 User Experimental Design. We designed our experiment for democratic decision-making using various voting systems. The independent variables are different DAO configurations, while the dependent variable is the participants' perception of the process's democratic quality. We employed a between-subject design, with participants experiencing four different conditions

Experimental Conditions Design & Rationale All participants engaged in both group and individual deliberation before being randomly assigned by the Inclusive.AI system to one of four governance decision-making mechanisms, forming four treatment groups. Participants didn't know the treatment group to which they had been assigned. We employed a 2×2 between-subjects design with 114 participants (26-30 per condition). Participants voted on four MM-LLM model update options derived from 20 pilot studies for political video interpretation: (i) keep the current model; (ii) provide more specific facts; (iii) integrate a user feedback loop; (iv) analyze speakers' emotions and sentiment (as shown in Figure 9 in Appendix).

Treatment Condition We designed the treatment condition based on two factors: voting method and voting power in governance decision-making and two levels for each of the factors. For the voting method, weighted ranking and quadratic voting were two levels and for voting power, equal distribution of power and 20/80 (Pareto distribution) were two levels. Thus, there were four treatment conditions- (1) Quadratic Voting token-based (Participants having the same amount of token/voting power); (2) Quadratic Voting 20% population get 80% of the token as early adopters; (3) Weighted voting Token based (participants having the same amount of token/voting power); (4) Weighted voting 20% population get 80% of the token as early adopters. The goal is to evaluate how different treatment conditions, specifically varying voting methods and combinations of voting power, influence users’ perception of the process’s democratic quality.

Voting Method and Voting Power We implemented weighted voting, commonly used in DAOs [73], where users can distribute their voting power across multiple choices based on the weight of their preference. However, traditional democratic aggregation may disfavor strong minority views, so we incorporated quadratic voting, which enhances minority influence on crucial issues by allowing users to “pay” for additional votes. For instance, with quadratic voting, 4 tokens provide 2 votes, emphasizing the number of voters rather than voting power size [45]. This method is particularly beneficial for minority groups who may lack many tokens. Additionally, we addressed voting power distribution. Traditional equal distribution might overshadow minority opinions, so we explored differential power distribution using the Pareto distribution. This approach is relevant for AI features that disproportionately benefit minority groups. By combining equal distribution and a 20/80 power distribution [10], we aimed to evaluate participants’ perceptions of fairness in different democratic aggregation methods.

4.5 System Design

Inclusive.AI democratic platform (Figure 4) encompasses functionalities from user registration and interactions to voting on AI model update proposals and completing surveys, facilitated through a web application. This application is deployed in the Optimism blockchain. This platform is integrated with a custom server and utilizes Web3Auth [32] — an authentication service that generates a unique Multi-Party Computation (MPC) wallet for each user, derives the user’s blockchain address, and enables the authentication of messages, confirming user participation in votes.

From the user’s end, they begin by logging into the Inclusive.AI app using email SSO via Web3Auth. Web3Auth returns a payload containing the user’s email address and a unique public key assigned by Web3Auth for the app. When the user signs up, the user’s email address, appPubkey, and derived address are sent to the server for storage on the database. Upon signing up, users are directed to an introduction video page, which provides a 2-minute overview of the task details and app functionality. After watching the video, they proceed to the next steps of Human-AI liberation group discussion. The individual and group discussion page has a chat box that facilitates live-time chats through websocket connections.

For the voting page, we have implemented two VoteToken contracts using Solidity—a programming language optimized for the Ethereum blockchain—to represent users’ voting power. Upon allocation, these tokens are *minted* to users’ accounts, allowing them to vote on proposals. Our voting system leverages the Snapshot API [3], commonly used in DAOs for off-chain governance, to ensure a transparent voting process. This system is structured around three principal components: spaces, proposals, and votes. Organizations (this can be AI actors, independent entities) create *spaces* as dedicated areas where they can appoint admins, and moderators, and establish specific voting rules and proposal guidelines. This includes criteria for who can vote, propose, or moderate, and the number of votes required for a proposal to pass. We have designed the spaces for each experimental condition (each type of governance decision mechanism discussed in section 4.4.3). When the user allocates votes accordingly and clicks the “Cast Vote” button (in

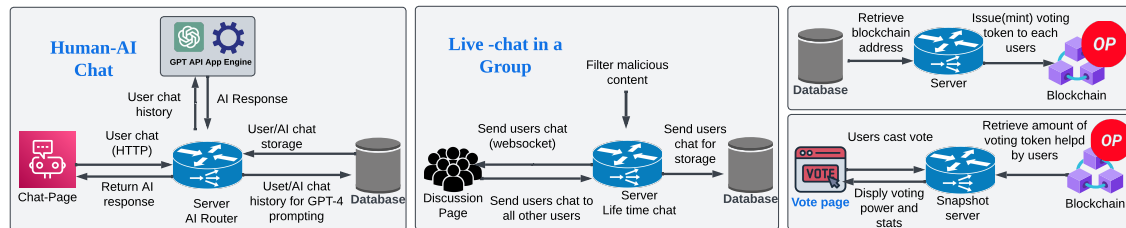


Fig. 4. Inclusive.AI System Architecture

Table 1. Participants' demographics ($n = 114$)

Gender (%)			Age (%)				Race (%)				
Woman	Man	Non-binary	18-24	25-34	35-44	45-54	White	Black	Asian	Latin	Others
45.6	52.6	1.8	21.1	39.5	27.2	12.3	52.6	12.3	21.9	10.5	2.63
Education (%)											
High school	Bachelor	Masters/professional		Doctorate		College/vocational training		Others			
14.0	41.2	12.3		2.6		26.3		3.5			
Political Orientation (%)											
Very conservative		Conservative		Moderate		Liberal		Very liberal			
5.3		21.1		22.8		35.1		15.8			
Political Party (%)											
Republic party		Democratic party		Libertarian party		Independent/Unaffiliated					
21.9		50.9		2.6		24.6					

Figure 9), this triggers Web3Auth's signing library, which signs a message for Snapshot voting. Code Related to this deliberative platform can be found in GitHub ².

4.6 Data Analysis

Study data were obtained through Inclusive.AI tool from individual deliberations with the AI agent, group discussions, user voting, and a survey on the users' experiences with the DAO governance process in the Inclusive.AI tool. For qualitative data, two researchers independently read through 20% of the individual deliberation with AI-agent and group discussion data, developed codes, and compared them until we developed a consistent codebook. We met regularly to discuss the coding and agreed on a shared codebook. Once the codebook is finalized, two researchers divided the remaining data and coded them. After completing coding for all individual and group deliberation, both researchers spot-checked the other's coded transcripts and did not find any inconsistencies. Finally, we organized our codes into higher-level categories. We followed an open coding and deductive analysis method to explore participants' values, expectation towards MM-LLM video interpretation. We grouped lower-level codes into sub-themes and further extracted main themes. For the quantitative analysis of users' perceptions of DAO governance mechanisms, the data analysis process is explained directly within the respective results (section 6).

4.7 Participants & Recruitment

4.7.1 Participant Recruitment. We recruited participants who are USA residents. We recruited through the CloudResearch platform ³. This study protocol involving human subjects was approved by the Institutional Review Board (IRB). We used a set of screening questions to recruit targeted participants. Respondents were invited to our study if they met all

²Inclusive.AI: https://github.com/AccountProject/Inclusive.AI-MM_LLM

³<https://www.cloudfiresearch.com/>

three selection criteria - (1) 18 years or older; (2) country of residence USA; (3) use generative AI tool (e.g., ChatGPT, DALL.E, Gemini, etc). Each participant received a \$30 Amazon e-gift card upon completion of the study. The whole experiment study tasks are designed to last about one hour, however participants were instructed to completed the task within 24 hours after the sign-in to the deliberation tool. We also informed participants that their quotes would be used in a non-identifiable manner, allowing them to freely express their expectations and values regarding the output of LLMs on political agenda. Participants provided informed consent for the study and the recording of their interactions with the inclusive.AI application through an online consent form. They were informed of their right to withdraw from the study at any time without any repercussions or loss of benefits.

4.7.2 Participant Demographics. Our study resulted in total of 114 participants. Out of our 114 participants (Table 1), 42.6% self- identified as men, and 45.6% as women. The majority of the participants (39.47%) were in the age range of 25-34, followed by 27.19% were 35-44 years old, 21.05% were 18-24 and 12.28% were 45-54 years old. The participants were from USA. 41.22% participants had bachelor’s degree, 26.32% participants were holding some college or vocational training, 14.04% had high school or equivalent, etc. 35.08% self-identified their political orientation as somewhat liberal, followed by 22% moderate, 21.05% some conservative, 15.78% very liberal, 5.3% very conservative. Majority (50.87%) leans towards democrat party, 24.56% were independent / unaffiliated, 21.92% were republic party and 2.63% was libertarian party. All participants used several generative AI tool, including ChatGPT, Gemini, etc.

5 RQ2: FACTORS CONSIDERED BY USERS IN GENERATING VIDEO INTERPRETATION BY MM-LLMS

In this section, we present various factors participants considered important in balancing the generated outputs by MM-LLMs. In group deliberation, we found that participants articulated their arguments in longer sentences, while in human-AI chats, the conversations were shorter. However, in both types of interactions, there are overlapping values emerged regarding MM-LLM model development. Participants identified different factors they considered important when interpreting video content with analyzing multiple types of data.

5.1 User’ Collective Values

Participants tend to have contradictory and diverse perspectives in the interaction flow for similar topics during group deliberation. For example, when a participant started a conversation by saying that “Fact-checking is desirable,” we observed not all the participants completely agreed but provided different thoughts and reasoning behind those preferences and values they had. We have distilled their interaction into several talking points. In this section, we present plural views of those talking points by participants. There are the following five main talking points.

Emotion of the Speakers Participants frequently discussed quality of video analysis in terms of nuanced components, such as, speakers’ emotion . This includes the interaction between speakers, natural flow of conversation, expressions during debates, and antagonistic aspects of the video. One participant noted, *“There was a heated argument in video, both speakers didn’t want to give way for other to speak.”* Another participant added, *“It doesn’t understand human emotion like Trump and moderator were talking like they were fighting. It’s not in the generated response.”*

On the other hand, some participants appreciated the separation of emotion from the video summary. One participant commented, *“I thought the info was great, especially as others reported, the ability to get beyond the arguing. As it improves, AI will be great for our tired, hard of hearing, overworked, attention-deprived society.”* Another participant suggested that it could be helpful if AI separated out their statements into individual segments since the speakers were talking over each other for most of the video. Some participants believed that making the emotion explicit would help people with different abilities, such as vision and hearing, to better understand the context. One participant remarked, *“I also agree*

that it was surface-level analysis. There should have been more emotional context...it did not mention at all when certain candidates were rude, interrupting, or angry.”

In addition to the emotion of the speakers, another frequently mentioned factor was the speaker’s attribution. One participant said, *“Capturing the whole scene of the video is important. it should have distinguished between each speaker. If it’s a debate, it’s important to know who’s on which side. AI should have used emotional indicator words so the reader could get a feel for the hostile environment.”* Another participant mentioned, *“AI could have provided a side-by-side comparison of what each candidate believes.”* Some participants suggested improvements for AI video analysis, such as, *“Would be nice if the AI added something like ‘Trump claims that he did — but according to research he actually —.’”*

Objectivity of The Situation We identified two different types of expectations from participants regarding the video analysis. Some participants valued more objectivity, wanting the analysis to accurately represent what is happening in the video. One participant remarked, *“I think it didn’t understand the situation at all. It doesn’t understand what is actually happening. We can just look at the subtitle instead of using AI.”* Another group was more flexible and desired an iterative interaction with AI, where the content could improve based on feedback. One participant expressed, *“The AI was superficial, but I know that’s not its fault, but rather the ‘fault’ of the people who programmed it.”* This participant highlighted that AI might not meet everyone’s needs initially but could be programmed to learn and adapt based on user feedback in an iterative feedback loop.

Desire Fact-Checking. Fact-checking was another aspect participants wanted to see included in video analysis. One participant mentioned, *“I thought the summary could have been more detailed. I would like to have the participants identified and know their party affiliation. More info about their arguments and fact-checks of statements they made. It sounded too generic.”* Another participant suggested the feature of *“real-time summarizing and fact-checking.”* However, there was a divided opinion on this proposed feature. Some participants felt fact-checking was unnecessary. One participant said, *“Fact-checking isn’t really something I would personally be looking for in a video analysis.”* This led to a back-and-forth discussion among participants, with some strongly advocating for the importance of fact-checking. One participant stated, *“Fact-checking is crucial, I disagree with you.”* Another added why it is important for her, *“Fact-checking and analyzing whether the debaters are saying anything of substance would greatly help in giving an accurate picture of someone.”* Some participants had mixed feelings about fact-checking, recognizing its potential for biases. One participant commented, *“I agree fact-check would have been nice, but even fact-checkers can be biased... so it’s a tough situation.”*

Need to Balance Brevity and Substance. Participants had differing preferences regarding the level of detail in the video analysis. Some wanted more in-depth summaries, while others favored concise overviews with key context. There was a shared view that the analysis should highlight interesting points. As a participant noted—*“AI mentioned the topic, but there was no real context.”* Some participants felt the analysis was balanced in brevity and substance but lacked specific details. Some participants found the video summary by ChatGPT too neutral and uninteresting, comparing it to a textbook summary.

Balancing Interesting Content and Potential Biases for Audience. Participants emphasized the importance of neutrality in generated video analysis. One participant noted, *“To be fair: corporations/corporate entities feel compelled to not ‘rock the boat’ too much. Maintaining neutrality, sticking with lukewarm/milquetoast responses, so as to not rile people up. Though, in doing so, the only thing that’s being accomplished is calling attention to the elephants in the room.”* In contrast, some participants felt that taking a side is acceptable if it reflects the real scenario. One participant remarked, *“This is one of those times when I wish AI could let itself loose just a little more, necessarily—just to the fact of acknowledging how Trump was not acting as a good steward of discussion.”* Another participant raised concerns about potential biases in the AI’s analysis, stating, *“I think that AI might have been biasing the result a little more towards Obamacare and the*

social support system. I would like to see the AI acknowledge the other side as well.” Participants also discussed the need for audience-specific video interpretation to be more engaging.

5.2 Users’ Individual Values

We identified overlapping themes in individual values as we observed in collective values in section 5.1 including the emotions of the speaker, subjective content (e.g., who supports or opposes, composure, professionalism), and speakers’ positionality. Participants preferred fact-focused, objective analysis with specific highlights and quotes. They emphasized AI should not mimic human tone and favored side-by-side comparisons of speakers’ plans and claims, as well as covering implications, candidate comparisons, and speculation.

We also observed nuanced differences in individual values and concerns. For instance, when expressing a preference for fact-focused video summaries, participants highlighted the need to counter misinformation: *“People that fall for misinformation easily might be able to find true answers for themselves which is problematic and psychologically manipulative.”* Participants made specific design recommendations, such as, *“Red highlight for fake news and green highlight for real news.”* They emphasized the importance of clarity and organization through back-and-forth conversations: *“Would appreciate back and forth within the debate to even understand clarity and generate. like Could you tell me more about the replacement of Obamacare?”* For better organization of summaries, one participant suggested, *“It would be easier to differentiate to have the description of two candidates side by side.”*

In individual value elicitation, we found participants began their interactions with a positive tone, appreciating the AI’s contextual summaries for those unfamiliar with the politics or needing a recap without rewatching the video. One participant remarked, *“I found the detailing and the summary especially useful. It just reduces video watching time or gives a quick recap in case one has forgotten all the details in the video.”* As the conversations progressed, participants shifted towards making recommendations and expressing concerns.

6 RQ3: USERS’ EXPERIENCE OF GOVERNANCE MECHANISMS

After individual and group discussions on the LLM’s output of a political video, participants engaged in a governance decision-making process to express their preferences on how the LLM should be further developed (Figure ??). In this section, we present the results on (i) participants’ perceptions of this decision-making process; and (ii) their experiences using the voting mechanism as part of deciding on future LLM model improvements.

6.1 Quality of Democratic Governance Decision-Making Process

In this section, we report the correlation between democratic governance protocols and participants’ perceived democratic quality of the voting process.

Users’ Preference on LLM Improvement Choices. For the improvement of MM-LLM model to interpret political videos, participants showed a strong preference for choice 2 - *“Provide more specific facts,”* followed by choice 4, *“Provide analysis of speakers’ emotions and sentiment,”* and then choice 3, *“Integrate user feedback loop”* (see Figure 9). Table 2 summarizes participants’ voting results. Our findings revealed that the voting outcome for choices 2 and 4 remained consistent across both quadratic and weighted ranking methods. However, in scenarios with 20/80 voting power distributions, the variance between votes for choices 3 and 4 narrowed, suggesting that participants with 80% voting power (role as early adopters in this experiment), may have influenced the governance outcome, can potentially overshadow the majority preference.

Users’ General Perception of Voting Mechanism. We asked participants about their perception of voting process with a 5-point Likert scale question to understand their experience with voting mechanisms in governance decision-making in the AI model. Figure 5 shows that most participants were satisfied with the decision-making process overall, regardless of the voting protocols they participated in. For example, when asked about the maintenance of order in the

Table 2. Summary stats of the ratio of tokens allocated to each voting choice (Choice 1: Keep the current model, Choice 2: Provide more specific facts, Choice 3: Integrate a user feedback loop, and Choice 4: Analyze speakers’ emotions and sentiment) by users. The ratio is calculated as the percentage of tokens the user allocated to each voting option. For example, if a user allocated 20, 20, 30, 30 tokens for each voting option, the vector for the user would be (0.2,0.2,0.3,0.3).

	Choice 1		Choice 2		Choice 3		Choice 4	
	mean	std.	mean	std.	mean	std.	mean	std.
Quadratic - same (n: 29)	0.0814	0.0885	0.4300	0.3421	0.1524	0.1690	0.2597	0.2905
Quadratic -20/80 (n: 30)	0.1193	0.2197	0.3267	0.2260	0.2188	0.1956	0.3080	0.2473
Ranked - same (n: 27)	0.1193	0.1412	0.3941	0.2255	0.1896	0.1197	0.2926	0.2351
Ranked - 20/80 (n:28)	0.1395	0.1534	0.4044	0.2692	0.1877	0.1400	0.2417	0.1870

voting process, they highly rated it as 3.89, 4.17, 3.96, and 3.93 out of 5 on average in the four different voting mechanisms: the quadratic+equal protocol, quadratic+20/80 protocol, ranked+equal protocol, and ranked+20/80 protocol.

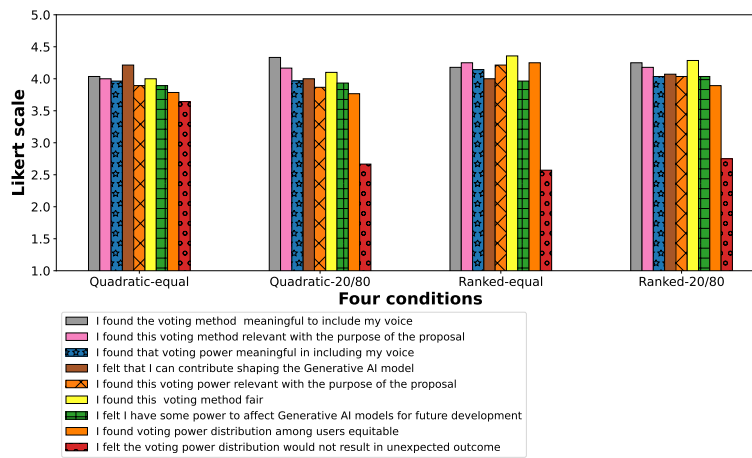


Fig. 5. Users’ perception of the quality of voting mechanism in governance decision making.

We also find that the quadratic voting method and equal power distribution improve participants’ perception of the decision-making process. Specifically, in the quadratic and equal distribution protocol, participants more significantly felt that the voting power distribution would not result in an unexpected outcome (please refer to Figure 5). As participants shared “I really find that this voting option is the best way to vote. It really is simply more accurate and just the better option overall. I mean it lets one know how each person weighs each choice and give some really crucial information.” When we ran a linear regression analysis between *quadratic* and participants’ perception of the possibility of unexpected outcomes, the coefficient of *quadratic* was 0.4772 with a P-value of 0.013. Moreover, with the parameter *same*, the coefficient was 0.4002 with a P-value of 0.038. The linear regression considering the interaction also demonstrated statistical significance; the coefficient of *quadratic*×*same* was 1.1548 with a P-value of 0.002. These results suggest that the voting protocol with a quadratic voting method and even power distribution reduces participants’ concerns about possible unexpected outcomes associated with voting power distribution. As reported by participants’ response “I like the idea of quadratic voting, I split my votes across multiple issues, but I think this is the purpose to vote carefully for the option that I most care about. I find it so relevant to show stronger opinions about some issues than other issues and less

prone to getting preferences out of order. especially the square thing I like, so even if sometimes someone had more token than me, that's actually not the number that would apply as power rather square root."

Quality of Decision-Making Process of Different Democracies. We also estimated the varieties of democracy (v-dem) of participants' perception of the voting process. Figure 6 shows that participants rated the overall level of democracy highly across the voting mechanism. Moreover, participants who participated in the quadratic-equal protocol tended to perceive democracy more highly than those in other conditions. The quadratic voting method significantly increased participants' perception of liberal democracy (linear coefficient= 0.2549, P-value= 0.036) and political equality (linear coefficient= 0.4895, P-value= 0.037). While liberal democracies and political equality embrace diversity and tolerate differing opinions, and beliefs, participants expressed this voting mechanism for better political participation and debate in governing AI, allowing for the expression of diverse viewpoints and the negotiation of conflicting interests in building AI model, "the voting was inclusive. I felt free to allocate my points according to my wishes and more freedom, less restrictive. I feel that it will give a clear analysis on different people with different opinions from different backgrounds."

Furthermore, the even voting power distribution significantly increased the perceived level of political equality (linear coefficient= 0.8091, P-value< 0.001), which was also verified in the linear regression considering interaction (linear coefficient of *same*= 0.7500, P-value= 0.019).As participants in quadratic equal voting mechanisms expressed - "The voting process was fair there were equitable opportunities to discuss and decide genuinely .it was transparent and inclusive. These broad principles are enshrined in key obligations, rights and freedoms which derive from public views. The voting process showed the importance of other options and they can be of great use. "

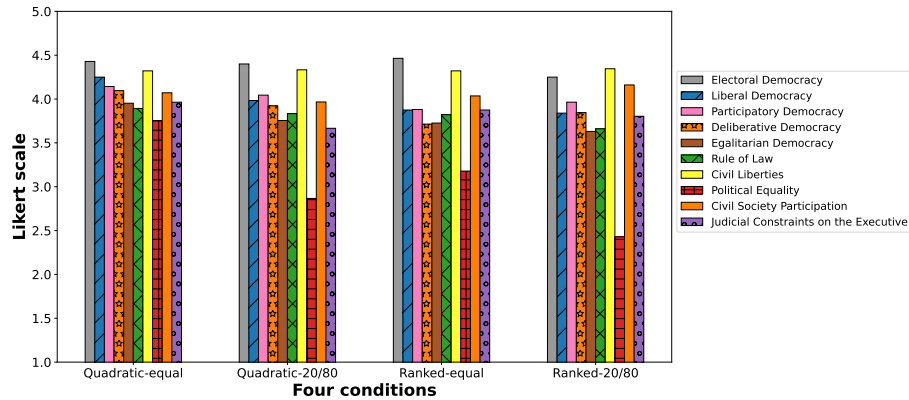


Fig. 6. Users' perception of a voting mechanism (obtained through the V-Dem question lists)

Relationship Between Users' Value Towards AI and Their Perceived Democracy Value In this section, we analyze the correlation between participants' attitudes toward AI and their perceptions of our voting process. First, participants who agree that a diverse dataset in AI training is essential to prevent bias and ensure fair representation when analyzing videos on political topics tended to agree more strongly that they found our voting process meaningful in including their voices (Pearson Corr= 0.5041, P-value< 0.001). participants who believe the use case of personalization of Generative AI is relevant to themselves rated the participatory democracy level of our voting process more highly (Pearson Corr= -0.4426, P-value< 0.001). Additionally, participant who believe that AI would not intentionally harm

Manuscript submitted to ACM

them rated the participatory democracy level of our voting process more highly (Pearson Corr= 0.4578, P-value< 0.001). The perceived deliberative democracy was also significantly correlated with participants' trust in AI companies (Pearson Corr= 0.4422, P-value< 0.001) and perceived AI risks (Pearson Corr= 0.5142, P-value< 0.001). Moreover, egalitarian democracy showed a significant positive correlation with participants' trust in AI capability (Pearson Corr= 0.4395, P-value< 0.001). Lastly, civil liberties had significant positive correlations with several factors, including the perceived importance of a diverse dataset in AI training to reduce risks (Pearson Corr= 0.4646, P-value< 0.001), the perceived importance of uncertainty handling by AI developers (Pearson Corr= 0.5326, P-value< 0.001), the perceived AI risks (Pearson Corr= 0.4407, P-value< 0.001), and the desired reliance on AI (Pearson Corr= 0.4950, P-value< 0.001).

6.2 Users' Experiences of Voting Mechanisms within the AI Decision-Making Process

We found broader themes among participants regarding the application of voting mechanisms in governing AI for MM-LLM, including (1) progressive and fair process, (2) methods to show strength of preference, (3) support multiple choices with a unique voice, (4) quantifying perception, (5) potential method for AI governance helping developers and policymakers in practice (e.g., government policies align with the preferences of average citizens).

Progressive and Fair. To illustrate fair, progressive, and inclusive nature of voting mechanisms, a participant mentioned, *"I found it useful and progressive. I feel that it will give a clear analysis of different people with different opinions from different backgrounds and be more inclusive."* Another stated that- *"I thought it was unique as it is something I've never done before. It really made you think about how to allocate points to what your most important views were and made me feel that this critical matter cared about my opinion."* However, some participants expressed uncertainty about the extent to which companies will execute the decision made through the process and how public will be kept in the loop.

Methods to Reflect The Relative Strength of Preferences. Many participants liked how they could allocate votes they wanted to apply to a certain idea they had more preference and that they had control over overall influence than if they could only vote on one part of the issue. A participant explained her attitude towards the voting method stating - *"percentages offer more opinion wrapped in preferences as opposed to ranking preferences."* She noted that she Other participants also mentioned how they applied their strong preferences to the given options. One participant highlighted the ease of using a weighted system, noting, *"I liked how it is weighted. There are a lot of considerations, and being weighted made it a lot easier. At the end of the day, I put the vast majority of my points in the option that shows more of the tone and style of the speakers."* This demonstrates how the weighted voting system helped participants focus on the aspects they valued the most.

Support Multiple Choices with a Unique Voice. Participants appreciated the governance voting as it allows them to support multiple choices uniquely. One participant noted, *"The voting process was great because it allowed me to specify the importance of each option rather than sacrifice one for the other. Whereas other processes require you to select one out of the other categories, it doesn't allow you to explain why you refused to select other categories. This one makes it simple while also allowing the participant to specify to what extent they agree with other options."* Participant also appreciated the flexibility of the voting system, enabling them to express their preferences more accurately. Another participant found the process straightforward. This sentiment highlights the perceived fairness of the system and the participants' desire for all opinions to be valued.

Quantifying Perception and Thinking Critically. Participants found voting process helpful in quantifying perception and encouraging critical thinking. One participant mentioned, *"I like it as it allows voters to quantify the perceived importance of the choices and their consequences. Being provided with options that require one to think critically can be beneficial for the overseers."* Another participant expressed a similar view, stating, *"The voting process really forced*

me to place my votes on my most prioritized choices, it made me highlight my top preference and think more critically.” These comments indicate that the voting process prompted participants to evaluate their choices carefully and think critically about their priorities, although some felt constrained in expressing interest in lower-priority options.

Reliable AI Governance and Public Policy Applications. Participants found this method to be a potential solution for reliable AI governance, benefiting both developers and policymakers. To illustrate a participant mentioned- *“I found voting process easy to use and reliable. I like this voting vs. say yes/no. It allows researchers, developers, and companies to take this data, crunch the numbers, and find patterns, outliers, and things they can truly focus on to help improve GenAI.”* Another participant mentioned that they found the voting process to share their preferences on the video analysis by ChatGPT very interesting. He also noted that it can help fine-tune conversational applications using a combination of supervised learning and reinforcement learning from human feedback and scoring.

Some participants saw the potential use of this method beyond AI. One participant remarked, *“It was a very unique that I wish it was used in government. The current process that we use is outdated and needs to be replaced with something more in line with the average citizen. It’s ridiculous that in order for my vote to count against a state that has a population of 100,000, I have to get 300-400 people to vote with me to have the same weight.”* Similarly, another participant noted that the process allows for votes to be weighted and squared, ensuring that issues with more votes are not overvoted and that uniformity is maintained between options. However, she said - *“process was slightly different from usual methods and would need further testing to ensure its effectiveness in practice.”* Another participant expressed *“voting process is much better than one choice because there usually isn’t an all-or-nothing choice in life. For example, when voting for the president there should be a mixed weighted voting process as well.”*

7 DISCUSSION

In this study, we assessed the effectiveness of deliberation and democratic decision methods in bringing out people’s values and preferences on sensitive topics within MM-LLM models and explored their perceptions of AI model decision-making mechanisms. Our findings reveal various factors that both experts and users consider important when interpreting videos on sensitive subjects, especially political content. We discuss our study’s limitations and summarize our contributions to AI governance literature and human-centered AI model design, offering practical design solutions to increase diverse stakeholder participation in AI model development.

7.1 Summary of Findings

Our findings revealed participants’ expectations for MM-LLMs in handling sensitive contexts, emphasizing the need for these models to accurately capture and interpret emotional and sentimental tones in video content. This includes not only factual representation but also an understanding of the emotions conveyed by speakers, their body language, and the overall mood of the scene. This requires careful consideration of various data sources, such as closed captions, audio, and visual frames. Participants underscored the importance of recognizing and reporting emotional cues to provide a more nuanced interpretation. For instance, in political debates, detecting emotions like anger, frustration, or enthusiasm can enhance the understanding of candidate interactions. However, the desire for such subjective analysis varies among users. Some prefer to separate emotional content from factual information to maintain objectivity and avoid bias towards a certain candidate. Often, such expectations came out more frequently during individual deliberation rather than group deliberation. Additionally, our findings highlighted nuanced differences in deliberation styles – while individual deliberation typically started with positive feedback on AI interpretation and then suggested a better mode of interpretation through a feedback loop, group deliberation began with diverse and often conflicting perspectives, directly diving into the limitation of the LLM models.

Our findings also highlighted similarities between users' values and expectations and the practices of journalism and media experts in multimodal contexts where experts heavily emphasized fact-checking, involving experts-in-the-loop for rigorous accuracy, balancing positionality in interpreting events or people, and addressing selective exposure in news and media generation. Similarly, experts' opinions on LLM output for political video topics showed overlapping improvement ideas, such as enhancing contextual understanding of the video content, interpreting body language and theatrics, and performing thorough fact-checking involving various types of data from the video.

Finally, our study piloted the concept of distributing power among stakeholders[11], in our study, users of AI tools to directly influence AI model decisions for future improvement through weighted preferences. After value elicitation through individual and group deliberation, we identified four potential improvements for MM-LLM models, of which participants used one of four voting systems to express their preferences. In our study, the majority of the participants shared using this type of voting mechanism for the first time, which is systematically different from traditional feedback aggregation methods like surveys and interviews that do not formally incorporate user preferences into AI model development decisions. Despite varying voting conditions, participants generally rated the governance process positively and saw potential for a democratic approach to AI governance that involves diverse stakeholders. However, some participants were skeptical about whether their voting influence would lead to actual changes in AI models. They recommended that organizations develop guidelines at the government level to ensure compliance with such systems and to provide proof of implementation for future auditing.

Participants in this study rated the overall level of democracy highly across different voting mechanisms with variety of democracy, emphasizing the perceived quality of the governance process. Our findings highlight that users perceive quadratic voting with equal voting power distribution conditions as not resulting in unexpected outcomes compared to weighted voting configurations with statistical significance. The quadratic voting method significantly increased users' perception of liberal democracy and political equality. The quadratic voting method notably enhanced users' perceptions of liberal democracy and political equality. It was particularly effective in maintaining order, according to participants, compared to other voting configurations. However, while the quadratic method with equal voting power was associated with higher perceived democratic quality, results might vary with different participant demographics or topics at hand. Future research could explore the robustness of decisions by varying participant composition and repeating the experiment.

7.2 A Tangible Democratic Framework for AI Governance.

AI has widespread societal implications on various facets of society, including, healthcare, education, national security, etc [1]. Thus, it is essential that the development and governance of AI technologies involve the public to ensure responsible development [93]. Conventional social science methods, such as interviews, and surveys have constraints and only study public attitudes toward AI technology, often fail to adequately represent collective viewpoints, group deliberation, and regular insights. In the United States, public opinion has been a significant factor in influencing policy decisions in various areas, including immigration, trade policies, international conflicts, and actions to combat climate change [20]. Given AI's extensive repercussions, involving civil society in deliberating on expectations and values related to AI becomes crucial for empowering people to influence AI policy-making. Although the dialogue on the societal impacts of AI and machine learning has started to include technologists and policymakers, public opinion has not shaped much of these conversations. Therefore, it's crucial not only to gain a deeper understanding of public perceptions regarding AI and its regulation but also to devise methods that actively involve the community in the decision-making processes governing AI technologies.

Our findings contribute to the ongoing discussion about engaging diverse stakeholder inputs in AI model decision-making, addressing how to build a democratic AI system [44], a concept supported by industry leaders such as OpenAI [4] and Meta, as well as government agencies, such as the National Science Foundation (NSF) as directed by Executive Order 14110 [84]. This study presents a first step toward democratizing AI governance by creating tangible solutions that meaningfully distribute decision-making power among users. The application of voting systems, such as quadratic voting with equal power distribution, positively influenced users' perceptions of political equality and liberal democracy, suggesting that transparent and inclusive voting mechanisms can build user trust in AI systems. The pilot experiment demonstrated that varying voting mechanisms allowed participants to feel their voices were meaningfully included, enabling them to express the strength of their preferences and support multiple choices in a nuanced way, rather than through informal binary options [28]. The ability to quantify and express nuanced preferences allows for more sophisticated and accurate governance of AI models. This capability can be particularly valuable in contexts where decisions involve complex trade-offs and multiple stakeholders. By providing a clear and structured way for users to express their preferences, AI systems can generate more reliable and actionable insights.

Finally, participants recognized the potential of these methods for reliable AI governance, helping developers and government bodies align more closely with public preferences and public policies. The potential applications of these voting mechanisms extend beyond AI governance to areas such as public policy and government decision-making. By adopting these methods, policymakers can achieve a more accurate and inclusive understanding of public preferences, leading to more effective and responsive governance. This broader application underscores the versatility and value of democratic decision-making mechanisms in various domains. By promoting participatory approaches, such as user involvement in the development and oversight of AI systems, policymakers can ensure that AI technologies align with public values and expectations. This support can also include funding for research into ethical AI, the establishment of ethics boards to oversee AI development, and the creation of certifications for ethical AI systems. By promoting ethical standards, policymakers can help ensure that AI technologies are developed and deployed responsibly.

7.3 Continuous Human Involvement for AI Model Adaptability

Our research, informed by expert insights, reveals that current video analysis techniques in media coverage still rely heavily on manual processes and human intervention. Although some newsrooms have begun incorporating Large Language Model (LLM) tools, the shift is far from complete. Concepts such as positionality [18] and the balance of selective exposure are essential for the critical analysis and presentation of video content, particularly in sensitive areas like political reporting. Experts emphasize the need to account for diverse perspectives and provide comprehensive contextual depth to ensure that video analyses are accurate and reflective of a range of viewpoints.

In the context of multimodal LLMs (MM-LLMs), experts argue that improving these systems should go beyond merely enhancing the diversity and representativeness of training datasets, though this remains a key concern for minimizing bias. Instead, we found an advocacy for an expert-in-the-loop approach, where human experts (e.g., subject matter experts on related topic) teach LLMs in understanding and interpreting multimodal data. This contrasts with the practice of journalists in our study, who involve experts to verify and confirm the accuracy of various data sources and content, especially when dealing with sensitive topics where inappropriate interpretations can have wide-reaching societal consequences. The expert-in-the-loop method would enable MM-LLMs to better capture the complexity of human interaction, improving their ability to present news in a way that is both accurate and contextually appropriate. The adaptability and context-awareness of these models are essential for generating detailed, accurate video analyses,

particularly for non-expert audiences seeking to comprehend complex events, such as political developments, where misrepresentation or oversimplification could lead to significant misunderstandings.

Our findings suggest that MM-LLMs need to handle iterative prompts effectively, ensuring that the outputs are tailored to user’s level of knowledge and complexity of the subject matter. Many users have also expressed concerns about the transparency of AI-generated summaries, requesting more explanations of how these outputs are generated with insights into the underlying models. On the similar note, our findings suggest that in addition to being standalone tools, inclusive AI systems could be integrated within LLM tools, allowing users and experts to propose adjustments, engage in discussions with the broader user community, and collaboratively decide how the model should be explained and to what extent. This approach would empower users to engage proactively with AI transparency, rather than relying solely on future user studies to share feedback with researchers. It highlights a potential future where people actively contribute to shaping the role and functionality of AI systems and the evolving needs of users.

7.4 Limitations and Future Work

There are limitations to our approach. To begin, democratic systems in online contexts are vulnerable to interference. First, there can be manipulation by malicious actors. Such individuals may use misleading statements or harmful rhetoric to skew deliberation outcomes away from the community’s actual values and expectations. One potential mitigation strategy could involve content analysis algorithms to filter out offensive language, though distinguishing contextually appropriate from inappropriate content remains complex and risks unintended censorship of legitimate discussions. Second, democratic systems may be susceptible to interference by fake accounts and bots, as observed in recent DAO voting scenarios [78] and online survey platforms where bots or fake participants impersonate real users [97], leading to issues with representation quality. Third, various attack scenarios, such as 51% attacks, Sybil attacks, and shilling attacks, could result in disproportionate power accumulation, leading to unexpected results that may not reflect the majority’s interests.

We primarily approached participatory governance via several democratic voting methods to evaluate multimodal AI-generated content. In the future, it will be valuable to incorporate stakeholders in other ways, like in the design of the AI tool and the creation of video summaries and captions. Future work can consider a further explanation of AI and its decision-making for non-expert stakeholders [23].

Finally, in our study, we designed the proposal derived from pilot studies, which may limit the dynamic needs of the participants. Future designs could allow broader participation in proposal creation, leveraging DAO governance components. This would enable stakeholders—including users, policymakers, and regulators—to generate proposals through direct interactions or dialogue with AI systems. Subsequently, the community could provide input as “*temperature checks*,” leading to the formulation of a final proposal for decision-making.

8 ACKNOWLEDGEMENTS

This project was supported by “*Democratic Input to AI Grant*”⁴ by OpenAI.

REFERENCES

- [1] 2019. Artificial Intelligence in Society. (2019). <https://www.oecd.org/publications/artificial-intelligence-in-society-eedfee77-en.htm>
- [2] 2021. Proposal for a REGULATION OF THE EUROPEAN PARLIAMENT AND OF THE COUNCIL LAYING DOWN HARMONISED RULES ON ARTIFICIAL INTELLIGENCE (ARTIFICIAL INTELLIGENCE ACT) AND AMENDING CERTAIN UNION LEGISLATIVE ACTS.
- [3] Accessed on 2024. <https://docs.snapshot.org/>.
- [4] accessed on 2024. Democratic Input to AI. (accessed on 2024). <https://openai.com/index/democratic-inputs-to-ai/>

⁴<https://openai.com/index/democratic-inputs-to-ai/>

- [5] accessed on 2024. MSA Security. (accessed on 2024). <https://www.msasecurity.net/msa-press-and-news>
- [6] accessed on 2024. News Literacy Project. (accessed on 2024). <https://newslit.org/future/>
- [7] Jean-Baptiste Alayrac, Jeff Donahue, Pauline Luc, Antoine Miech, Iain Barr, Yana Hasson, Karel Lenc, Arthur Mensch, Katherine Millican, Malcolm Reynolds, et al. 2022. Flamingo: a visual language model for few-shot learning. *Advances in neural information processing systems* 35 (2022), 23716–23736.
- [8] Lisa Anne Hendricks, Oliver Wang, Eli Shechtman, Josef Sivic, Trevor Darrell, and Bryan Russell. 2017. Localizing moments in video with natural language. In *Proceedings of the IEEE international conference on computer vision*. 5803–5812.
- [9] Amy Ross Arguedas and Felix M Simon. 2023. Automating democracy: Generative AI, journalism, and the future of democracy. (2023).
- [10] Barry C Arnold. 2014. Pareto distribution. *Wiley StatsRef: Statistics Reference Online* (2014), 1–10.
- [11] Bas Arts and Jan Van Tatenhove. 2004. Policy and power: A conceptual framework between the ‘old’ and ‘new’ policy idioms. *Policy sciences* 37 (2004), 339–356.
- [12] Max Bain, Arsha Nagrani, Gül Varol, and Andrew Zisserman. 2021. Frozen in time: A joint video and image encoder for end-to-end retrieval. In *Proceedings of the IEEE/CVF International Conference on Computer Vision*. 1728–1738.
- [13] Hanoona Bangalath, Muhammad Maaz, Muhammad Uzair Khattak, Salman H Khan, and Fahad Shahbaz Khan. 2022. Bridging the gap between object and image-level representations for open-vocabulary detection. *Advances in Neural Information Processing Systems* 35 (2022), 33781–33794.
- [14] Ali Borji and Laurent Itti. 2012. State-of-the-art in visual attention modeling. *IEEE transactions on pattern analysis and machine intelligence* 35, 1 (2012), 185–207.
- [15] Shyamal Buch, Cristóbal Eyzaguirre, Adrien Gaidon, Jiajun Wu, Li Fei-Fei, and Juan Carlos Niebles. 2022. Revisiting the “video” in video-language understanding. In *Proceedings of the IEEE/CVF conference on computer vision and pattern recognition*. 2917–2927.
- [16] Erik P Bucy and Zijian Harrison Gong. 2016. Image bite analysis of presidential debates. , 45–75 pages.
- [17] Erik P Bucy and Patrick Stewart. 2018. The personalization of campaigns: Nonverbal cues in presidential debates. In *Oxford Research Encyclopedia of Politics*.
- [18] Candis Callison and Mary Lynn Young. 2019. *Reckoning: Journalism’s limits and possibilities*. Oxford University Press.
- [19] Ryan Calo. 2017. Artificial intelligence policy: a primer and roadmap. *UCDL Rev.* 51 (2017), 399.
- [20] Devin Caughey and Christopher Warshaw. 2018. Policy preferences and policy change: Dynamic responsiveness in the American states, 1936–2014. *American Political Science Review* 112, 2 (2018), 249–266.
- [21] Shaoxiang Chen and Yu-Gang Jiang. 2019. Motion guided spatial attention for video captioning. In *Proceedings of the AAAI conference on artificial intelligence*, Vol. 33. 8191–8198.
- [22] Yangyu Chen, Shuhui Wang, Weigang Zhang, and Qingming Huang. 2018. Less is more: Picking informative frames for video captioning. In *Proceedings of the European conference on computer vision (ECCV)*. 358–373.
- [23] Hao-Fei Cheng, Ruotong Wang, Zheng Zhang, Fiona O’Connell, Terrance Gray, F. Maxwell Harper, and Haiyi Zhu. 2019. Explaining Decision-Making Algorithms through UI: Strategies to Help Non-Expert Stakeholders. In *Proceedings of the 2019 CHI Conference on Human Factors in Computing Systems*. 1–12. <https://doi.org/10.1145/3290605.3300789>
- [24] Wei-Lin Chiang, Zhuohan Li, Zi Lin, Ying Sheng, Zhanghao Wu, Hao Zhang, Lianmin Zheng, Siyuan Zhuang, Yonghao Zhuang, Joseph E Gonzalez, et al. 2023. Vicuna: An open-source chatbot impressing gpt-4 with 90%* chatgpt quality. See <https://vicuna.lmsys.org> (accessed 14 April 2023) 2, 3 (2023), 6.
- [25] Peter Cihon. 2019. Standards for AI governance: international standards to enable global coordination in AI research & development. *Future of Humanity Institute. University of Oxford* (2019), 340–342.
- [26] Wenliang Dai, Junnan Li, Dongxu Li, Anthony Meng Huat Tiong, Junqi Zhao, Weisheng Wang, Boyang Li, Pascale N Fung, and Steven Hoi. 2024. Instructblip: Towards general-purpose vision-language models with instruction tuning. *Advances in Neural Information Processing Systems* 36 (2024).
- [27] Olivia J Erdélyi and Judy Goldsmith. 2018. Regulating artificial intelligence: Proposal for a global solution. In *Proceedings of the 2018 AAAI/ACM Conference on AI, Ethics, and Society*. 95–101.
- [28] Gerhard Fischer, Elisa Giaccardi, Hal Eden, Masanori Sugimoto, and Yunwen Ye. 2005. Beyond binary choices: Integrating individual and social creativity. *International journal of human-computer studies* 63, 4-5 (2005), 482–512.
- [29] Jessica Fjeld, Nele Achten, Hannah Hilligoss, Adam Nagy, and Madhu Srikanar. 2020. Principled Artificial Intelligence: Mapping Consensus in Ethical and Rights-based Approaches to Principles for AI. (2020).
- [30] Valentin Gabeur, Chen Sun, Karteek Alahari, and Cordelia Schmid. 2020. Multi-modal transformer for video retrieval. In *Computer Vision—ECCV 2020: 16th European Conference, Glasgow, UK, August 23–28, 2020, Proceedings, Part IV* 16. Springer, 214–229.
- [31] Urs Gasser and Virgilio AF Almeida. 2017. A layered model for AI governance. *IEEE Internet Computing* 21, 6 (2017), 58–62.
- [32] Oded Goldreich. 1998. Secure multi-party computation. *Manuscript. Preliminary version* 78, 110 (1998), 1–108.
- [33] Gagatay Goncu and Daniel J Finnegan. 2021. ‘Did You See That!’? Enhancing the Experience of Sports Media Broadcast for Blind People. In *Human-Computer Interaction—INTERACT 2021: 18th IFIP TC 13 International Conference, Bari, Italy, August 30–September 3, 2021, Proceedings, Part I* 18. Springer, 396–417.
- [34] Michael Gygli, Helmut Grabner, Hayko Riemenschneider, and Luc Van Gool. 2014. Creating summaries from user videos. In *Computer Vision—ECCV 2014: 13th European Conference, Zurich, Switzerland, September 6–12, 2014, Proceedings, Part VII* 13. Springer, 505–520.

- [35] Daniel C Hallin and Paolo Mancini. 2013. *Comparing media systems*. na.
- [36] James Hong, Will Crichton, Haotian Zhang, Daniel Y Fu, Jacob Ritchie, Jeremy Barenholtz, Ben Hannel, Xinwei Yao, Michaela Murray, Geraldine Moriba, et al. 2021. Analysis of faces in a decade of us cable tv news. In *KDD'21: Proceedings of the 27th ACM SIGKDD Conference on Knowledge Discovery & Data Mining*.
- [37] Wenbo Hu, Yifan Xu, Yi Li, Weiyue Li, Zeyuan Chen, and Zhuowen Tu. 2024. Bliva: A simple multimodal llm for better handling of text-rich visual questions. In *Proceedings of the AAAI Conference on Artificial Intelligence*, Vol. 38. 2256–2264.
- [38] Rongjie Huang, Mingze Li, Dongchao Yang, Jiatong Shi, Xuankai Chang, Zhenhui Ye, Yuning Wu, Zhiqing Hong, Jiawei Huang, Jinglin Liu, et al. 2024. Audiogpt: Understanding and generating speech, music, sound, and talking head. In *Proceedings of the AAAI Conference on Artificial Intelligence*, Vol. 38. 23802–23804.
- [39] Shaohan Huang, Li Dong, Wenhui Wang, Yaru Hao, Saksham Singhal, Shuming Ma, Tengchao Lv, Lei Cui, Owais Khan Mohammed, Barun Patra, et al. 2024. Language is not all you need: Aligning perception with language models. *Advances in Neural Information Processing Systems* 36 (2024).
- [40] ISO. 2023. ISO/IEC 42001. <https://doi.org/35.02003.100.70>
- [41] Maurice Jakesch, Advait Bhat, Daniel Buschek, Lior Zalmanson, and Mor Naaman. 2023. Co-writing with opinionated language models affects users' views. In *Proceedings of the 2023 CHI conference on human factors in computing systems*. 1–15.
- [42] Jungseock Joo, Erik P Bucy, and Claudia Seidel. 2019. Automated coding of televised leader displays: Detecting nonverbal political behavior with computer vision and deep learning. (2019).
- [43] Jing Yu Koh, Daniel Fried, and Russ R Salakhutdinov. 2024. Generating images with multimodal language models. *Advances in Neural Information Processing Systems* 36 (2024).
- [44] Raphael Koster, Jan Balaguer, Andrea Tacchetti, Ari Weinstein, Tina Zhu, Oliver Hauser, Duncan Williams, Lucy Campbell-Gillingham, Phoebe Thacker, Matthew Botvinick, and Christopher Summerfield. 2022. Human-Centred Mechanism Design with Democratic AI. 6, 10 (2022), 1398–1407. <https://doi.org/10.1038/s41562-022-01383-x>
- [45] Steven P Lalley, E Glen Weyl, et al. 2016. Quadratic voting. *Available at SSRN* (2016).
- [46] Jie Lei, Tamara L Berg, and Mohit Bansal. 2022. Revealing single frame bias for video-and-language learning. *arXiv preprint arXiv:2206.03428* (2022).
- [47] Junnan Li, Dongxu Li, Silvio Savarese, and Steven Hoi. 2023. Blip-2: Bootstrapping language-image pre-training with frozen image encoders and large language models. In *International conference on machine learning*. PMLR, 19730–19742.
- [48] KunChang Li, Yinan He, Yi Wang, Yizhuo Li, Wenhai Wang, Ping Luo, Yali Wang, Limin Wang, and Yu Qiao. 2023. Videochat: Chat-centric video understanding. *arXiv preprint arXiv:2305.06355* (2023).
- [49] Feng Liang, Bichen Wu, Xiaoliang Dai, Kunpeng Li, Yinan Zhao, Hang Zhang, Peizhao Zhang, Peter Vajda, and Diana Marculescu. 2023. Open-vocabulary semantic segmentation with mask-adapted clip. In *Proceedings of the IEEE/CVF Conference on Computer Vision and Pattern Recognition*. 7061–7070.
- [50] Xudong Lin, Gedas Bertasius, Jue Wang, Shih-Fu Chang, Devi Parikh, and Lorenzo Torresani. 2021. Vx2text: End-to-end learning of video-based text generation from multimodal inputs. In *Proceedings of the IEEE/CVF Conference on Computer Vision and Pattern Recognition*. 7005–7015.
- [51] Staffan I Lindberg, Michael Coppedge, John Gerring, and Jan Teorell. 2014. V-Dem: A new way to measure democracy. *Journal of Democracy* 25, 3 (2014), 159–169.
- [52] Mitchell Linegar, Rafal Kocielnik, and R Michael Alvarez. 2023. Large language models and political science. *Frontiers in Political Science* 5 (2023), 1257092.
- [53] Haotian Liu, Chunyuan Li, Qingyang Wu, and Yong Jae Lee. 2024. Visual instruction tuning. *Advances in neural information processing systems* 36 (2024).
- [54] Matthijs M Maas. 2021. Aligning AI regulation to sociotechnical change. *Oxford Handbook on AI Governance (Oxford University Press, 2022 forthcoming)* (2021).
- [55] Muhammad Maaz, Hanoona Rasheed, Salman Khan, and Fahad Shahbaz Khan. 2023. Video-chatgpt: Towards detailed video understanding via large vision and language models. *arXiv preprint arXiv:2306.05424* (2023).
- [56] Maxwell E McCombs and Donald L Shaw. 1972. The agenda-setting function of mass media. *Public opinion quarterly* 36, 2 (1972), 176–187.
- [57] Brandon McKinzie, Zhe Gan, Jean-Philippe Fauconnier, Sam Dodge, Bowen Zhang, Philipp Dufter, Dhruvi Shah, Xianzhi Du, Futang Peng, Floris Weers, et al. 2024. Mm1: Methods, analysis & insights from multimodal llm pre-training. *arXiv preprint arXiv:2403.09611* (2024).
- [58] Bolin Ni, Houwen Peng, Minghao Chen, Songyang Zhang, Gaofeng Meng, Jianlong Fu, Shiming Xiang, and Haibin Ling. 2022. Expanding language-image pretrained models for general video recognition. In *European Conference on Computer Vision*. Springer, 1–18.
- [59] Sachita Nishal and Nicholas Diakopoulos. 2024. Envisioning the Applications and Implications of Generative AI for News Media. *arXiv preprint arXiv:2402.18835* (2024).
- [60] NIST. 2023. Artificial Intelligence Risk Management Framework (AI RMF 1.0). , NIST AI 100-1 pages. <https://doi.org/10.6028/NIST.AI.100-1>
- [61] Elinor Ostrom. 2010. Beyond markets and states: polycentric governance of complex economic systems. *American economic review* 100, 3 (2010), 641–672.
- [62] Pingbo Pan, Zhongwen Xu, Yi Yang, Fei Wu, and Yueting Zhuang. 2016. Hierarchical recurrent neural encoder for video representation with application to captioning. In *Proceedings of the IEEE conference on computer vision and pattern recognition*. 1029–1038.

- [63] John V Pavlik. 2020. Drones, augmented reality and virtual reality journalism: Mapping their role in immersive news content. *Media and Communication* 8, 3 (2020), 137–146.
- [64] Savvas Petridis, Nicholas Diakopoulos, Kevin Crowston, Mark Hansen, Keren Henderson, Stan Jastrzebski, Jeffrey V Nickerson, and Lydia B Chilton. 2023. Anglekindling: Supporting journalistic angle ideation with large language models. In *Proceedings of the 2023 CHI Conference on Human Factors in Computing Systems*. 1–16.
- [65] Jieliu Qiu, Jiacheng Zhu, Mengdi Xu, Franck Dernoncourt, Trung Bui, Zhaowen Wang, Bo Li, Ding Zhao, and Hailin Jin. 2022. Mhms: Multimodal hierarchical multimedia summarization. *arXiv preprint arXiv:2204.03734* (2022).
- [66] Alec Radford, Jong Wook Kim, Chris Hallacy, Aditya Ramesh, Gabriel Goh, Sandhini Agarwal, Girish Sastry, Amanda Askell, Pamela Mishkin, Jack Clark, et al. 2021. Learning transferable visual models from natural language supervision. In *International conference on machine learning*. PMLR, 8748–8763.
- [67] Hanoona Rasheed, Muhammad Uzair Khattak, Muhammad Maaz, Salman Khan, and Fahad Shahbaz Khan. 2023. Fine-tuned clip models are efficient video learners. In *Proceedings of the IEEE/CVF Conference on Computer Vision and Pattern Recognition*. 6545–6554.
- [68] David Rozenberszki, Or Litany, and Angela Dai. 2022. Language-grounded indoor 3d semantic segmentation in the wild. In *European Conference on Computer Vision*. Springer, 125–141.
- [69] C Saravanakumar and C Arun. 2014. Survey on interoperability, security, trust, privacy standardization of cloud computing. In *2014 International Conference on Contemporary Computing and Informatics (IC3I)*. IEEE, 977–982.
- [70] Matthew U Scherer. 2015. Regulating artificial intelligence systems: Risks, challenges, competencies, and strategies. *Harv. JL & Tech.* 29 (2015), 353.
- [71] Florian Alexander Schmidt. 2019. *Crowdsourced production of AI training data: how human workers teach self-driving cars how to see*. Technical Report. Working Paper Forschungsförderung.
- [72] Woosuk Seo and Hyunggu Jung. 2017. Exploring the community of blind or visually impaired people on YouTube. In *Proceedings of the 19th International ACM SIGACCESS Conference on Computers and Accessibility*. 371–372.
- [73] Tanusree Sharma, Yujin Kwon, Kornrapat Pongmala, Henry Wang, Andrew Miller, Dawn Song, and Yang Wang. 2023. Unpacking How Decentralized Autonomous Organizations (DAOs) Work in Practice. *arXiv preprint arXiv:2304.09822* (2023).
- [74] Jsharmainclusive Tanusree Sharma, Jongwon Park, Yujin Kwon, Yiren Liu, Yun Huang, Sunny Liu, Dawn Song, Jeff Hancock, and Yang Wang. [n. d.]. INCLUSIVE. AI: ENGAGING UNDERSERVED POPULATIONS IN DEMOCRATIC DECISION-MAKING ON AI. ([n. d.]).
- [75] Tanusree Sharma, Abigale Stangl, Lotus Zhang, Yu-Yun Tseng, Inan Xu, Leah Findlater, Danna Gurari, and Yang Wang. 2023. Disability-First Design and Creation of A Dataset Showing Private Visual Information Collected With People Who Are Blind. In *Proceedings of the 2023 CHI Conference on Human Factors in Computing Systems*. 1–15.
- [76] Hua Shen, Tiffany Knearem, Reshmi Ghosh, Kenan Alkiele, Kundan Krishna, Yachuan Liu, Ziqiao Ma, Savvas Petridis, Yi-Hao Peng, Li Qiwei, Sushrita Rakshit, Chenglei Si, Yutong Xie, Jeffrey P. Bigham, Frank Bentley, Joyce Chai, Zachary Lipton, Qiaozhu Mei, Rada Mihalcea, Michael Terry, Diyi Yang, Meredith Ringel Morris, Paul Resnick, and David Jurgens. 2024. *Towards Bidirectional Human-AI Alignment: A Systematic Review for Clarifications, Framework, and Future Directions*. <https://doi.org/10.48550/arXiv.2406.09264> arXiv:2406.09264
- [77] Yongliang Shen, Kaitao Song, Xu Tan, Dongsheng Li, Weiming Lu, and Yueting Zhuang. 2024. Hugginggpt: Solving ai tasks with chatgpt and its friends in hugging face. *Advances in Neural Information Processing Systems* 36 (2024).
- [78] Divya Siddarth, Sergey Ivliev, Santiago Siri, and Paula Berman. 2020. Who Watches the Watchmen? A Review of Subjective Approaches for Sybil-Resistance in Proof of Personhood Protocols. 3 (2020). <https://doi.org/10.3389/fbloc.2020.590171>
- [79] Jingkuan Song, Zhao Guo, Lianli Gao, Wu Liu, Dongxiang Zhang, and Heng Tao Shen. 2017. Hierarchical LSTM with adjusted temporal attention for video captioning. *arXiv preprint arXiv:1706.01231* (2017).
- [80] Yale Song, Jordi Vallmitjana, Amanda Stent, and Alejandro Jaimes. 2015. Tvsum: Summarizing web videos using titles. In *Proceedings of the IEEE conference on computer vision and pattern recognition*. 5179–5187.
- [81] Yixuan Su, Tian Lan, Huayang Li, Jialu Xu, Yan Wang, and Deng Cai. 2023. Pandagpt: One model to instruction-follow them all. *arXiv preprint arXiv:2305.16355* (2023).
- [82] Yixuan Su, Tian Lan, Yahui Liu, Fangyu Liu, Dani Yogatama, Yan Wang, Lingpeng Kong, and Nigel Collier. 2022. Language models can see: Plugging visual controls in text generation. *arXiv preprint arXiv:2205.02655* (2022).
- [83] Alexander Tarr, June Hwang, and Kosuke Imai. 2023. Automated coding of political campaign advertisement videos: An empirical validation study. *Political Analysis* 31, 4 (2023), 554–574.
- [84] The White House. 2023. Executive Order on the Safe, Secure, and Trustworthy Development and Use of Artificial Intelligence.
- [85] Hugo Touvron, Thibaut Lavril, Gautier Izacard, Xavier Martinet, Marie-Anne Lachaux, Timothée Lacroix, Baptiste Rozière, Naman Goyal, Eric Hambro, Faisal Azhar, et al. 2023. Llama: Open and efficient foundation language models. *arXiv preprint arXiv:2302.13971* (2023).
- [86] Yu-Yun Tseng, Tanusree Sharma, Lotus Zhang, Abigale Stangl, Leah Findlater, Yang Wang, Danna Gurari Yu-Yun Tseng, and Danna Gurari. 2024. BIV-Priv-Seg: Locating Private Content in Images Taken by People With Visual Impairments. *arXiv preprint arXiv:2407.18243* (2024).
- [87] Subhashini Venugopalan, Marcus Rohrbach, Jeffrey Donahue, Raymond Mooney, Trevor Darrell, and Kate Saenko. 2015. Sequence to sequence-video to text. In *Proceedings of the IEEE international conference on computer vision*. 4534–4542.
- [88] Wendell Wallach and Gary E Marchant. 2018. An agile ethical/legal model for the international and national governance of AI and robotics. *Association for the Advancement of Artificial Intelligence* (2018).

- [89] Mengmeng Wang, Jiazheng Xing, and Yong Liu. 2021. Actionclip: A new paradigm for video action recognition. *arXiv preprint arXiv:2109.08472* (2021).
- [90] Tian Wang, Carol Mullins Hayes, and Masooda Bashir. 2022. Developing a Framework of Comprehensive Criteria for Privacy Protections. In *Future of Information and Communication Conference*. Springer, 905–918.
- [91] Rolf H Weber. 2015. Realizing a new global cyberspace framework. *Normative Foundations and Guiding Principles* (2015).
- [92] Jason Wei, Maarten Bosma, Vincent Y Zhao, Kelvin Guu, Adams Wei Yu, Brian Lester, Nan Du, Andrew M Dai, and Quoc V Le. 2021. Finetuned language models are zero-shot learners. *arXiv preprint arXiv:2109.01652* (2021).
- [93] Sarah Myers West, Meredith Whittaker, and Kate Crawford. 2019. Discriminating systems. *AI Now* (2019), 1–33.
- [94] Chenfei Wu, Shengming Yin, Weizhen Qi, Xiaodong Wang, Zecheng Tang, and Nan Duan. 2023. Visual chatgpt: Talking, drawing and editing with visual foundation models. *arXiv preprint arXiv:2303.04671* (2023).
- [95] Shengqiong Wu, Hao Fei, Xiangtai Li, Jiayi Ji, Hanwang Zhang, Tat-Seng Chua, and Shuicheng Yan. 2024. Towards Semantic Equivalence of Tokenization in Multimodal LLM. *arXiv preprint arXiv:2406.05127* (2024).
- [96] Antoine Yang, Antoine Miech, Josef Sivic, Ivan Laptev, and Cordelia Schmid. 2021. Just ask: Learning to answer questions from millions of narrated videos. In *Proceedings of the IEEE/CVF international conference on computer vision*. 1686–1697.
- [97] Kai-Cheng Yang, Onur Varol, Clayton A. Davis, Emilio Ferrara, Alessandro Flammini, and Filippo Menczer. 2019. Arming the Public with Artificial Intelligence to Counter Social Bots. 1, 1 (2019), 48–61. <https://doi.org/10.1002/hbe2.115>
- [98] Qinghao Ye, Haiyang Xu, Guohai Xu, Jiabo Ye, Ming Yan, Yiyang Zhou, Junyang Wang, Anwen Hu, Pengcheng Shi, Yaya Shi, et al. 2023. mplug-owl: Modularization empowers large language models with multimodality. *arXiv preprint arXiv:2304.14178* (2023).
- [99] Meg Young, Upol Ehsan, Ranjit Singh, Emnet Tafesse, Michele Gilman, Christina Harrington, and Jacob Metcalf. 2024. Participation versus scale: Tensions in the practical demands on participatory AI. *First Monday* (2024).
- [100] Angie Zhang, Olympia Walker, Kaci Nguyen, Jiajun Dai, Anqing Chen, and Min Kyung Lee. 2023. Deliberating with AI: Improving Decision-Making for the Future through Participatory AI Design and Stakeholder Deliberation. 7 (2023), 1–32. Issue CSCW1. <https://doi.org/10.1145/3579601>
- [101] Tianyi Zhang, Faisal Ladhak, Esin Durmus, Percy Liang, Kathleen McKeown, and Tatsunori B Hashimoto. 2024. Benchmarking large language models for news summarization. *Transactions of the Association for Computational Linguistics* 12 (2024), 39–57.
- [102] Bin Zhao and Eric P Xing. 2014. Quasi real-time summarization for consumer videos. In *Proceedings of the IEEE conference on computer vision and pattern recognition*. 2513–2520.
- [103] Chengbo Zheng, Yuheng Wu, Chuhan Shi, Shuai Ma, Jiehui Luo, and Xiaojuan Ma. 2023. Competent but Rigid: Identifying the Gap in Empowering AI to Participate Equally in Group Decision-Making. In *Proceedings of the 2023 CHI Conference on Human Factors in Computing Systems* (2023-04-19). 1–19. <https://doi.org/10.1145/3544548.3581131>
- [104] Deyao Zhu, Jun Chen, Xiaoqian Shen, Xiang Li, and Mohamed Elhoseiny. 2023. Minigt-4: Enhancing vision-language understanding with advanced large language models. *arXiv preprint arXiv:2304.10592* (2023).

A APPENDIX

A.1 Figures and Tables

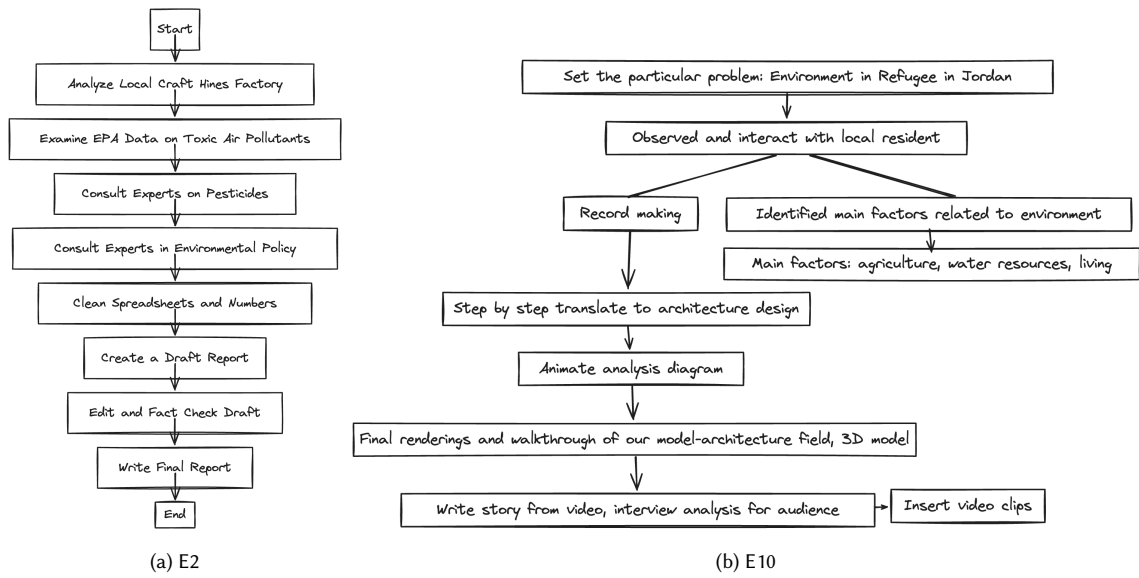


Fig. 7. Example Journalism Practice of Multimedia Data Analysis

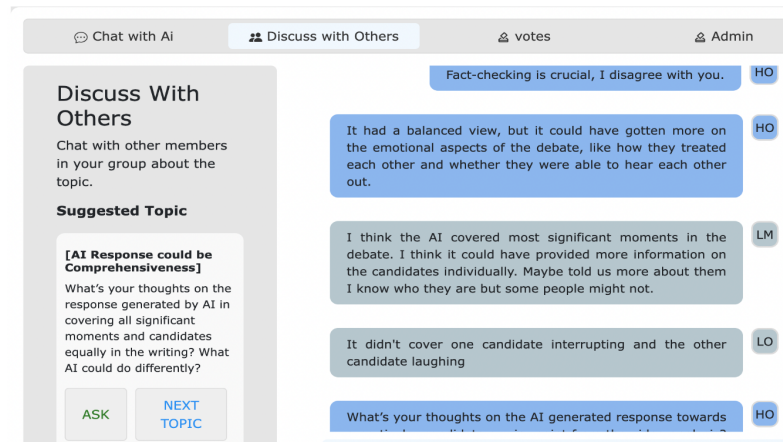


Fig. 8. Discussion Interface

Chat with AI
Discuss with Others

[Proposal: Update Current Multi-modal Model for AI]

Objective: To improve AI model, such as multimodal Large Language Models (LLMs), like OpenAI's ChatGPT that can process and generate outputs across multiple types of data such as text, images, and potentially video based on users request, we want to find ways to make these AI models generate high-quality content from.

Example Context: Imagine you asked an AI system to generate a summary of a video and its' close caption using a simple prompt like " this file contains frames of video clips and closed captions. Please describe what is presented in the video". Sometimes, the AI might not offer a comprehensive and accurate understanding of the given video and closed caption that you prefer. We want to improve this.

Please vote on how to update the AI model:

1. **Use the current model as is:** This means that the AI will continue to generate video and caption summarization the way it does now.
2. **Provide more specific facts:** This means that the AI will focus on more specific factual content and allow users to form their own opinions.
3. **Integrate user feedback loop:** This means that the AI will integrate a user feedback loop that allows the AI to utilize user preferences, expectations and ratings to directly improve its responses over time.
4. **Provide analysis of Speakers emotion and sentiment:** This means that the AI will analyze speakers' emotions and sentiments (e.g., anger or excitement) in the video and provide responses that reflect the attitudes and feelings in the video.

Cast your votes! **You can vote one time.** And must use all votes.

Vote remaining = 100

Use the current model as is	-	0	+
Provide more specific Facts	-	0	+
Integrate user feedback loop	-	0	+
Provide analysis of Speakers emotion and sentiment	-	0	+

VOTE




Fig. 9. Governance Decision Making Voting Interface: Treatment condition Example of Quadratic Voting Interface for MM-LLM model decision for future improvement