

# Prediction of the CP Phase $\delta_{CP}$ in the Neutrino Oscillation and an Axion-less Solution to the Strong CP Problem

Morimitsu Tanimoto<sup>1 \*</sup> and Tsutomu T. Yanagida<sup>2,3 †</sup>

<sup>1</sup>*Department of Physics, Niigata University, Niigata 950-2181, Japan*

<sup>2</sup>*Kavli Institute for the Physics and Mathematics of Universe (WPI),*

*University of Tokyo, Kashiwa 277-8583, Japan*

<sup>3</sup>*Tsung-Dao Lee Institute and School of Physics and Astronomy,*

*Shanghai Jiao Tong University, China*

October 3, 2024

## Abstract

A model of the axion-less solution to the strong CP problem has been recently constructed based on the  $\mathbf{T}^2/\mathbb{Z}_3$  orbifold in the six dimensional space-time. We extend, in this paper, the model to include the lepton sector with three right-handed neutrinos. A crucial point in the extended model is that we have only one CP-violating phase and thus the CP phase in the neutrino oscillation can be predicted by the CP phase in the CKM matrix. The CP phase  $\delta_{CP}$  in the PMNS matrix is predicted as  $\delta_{CP} \simeq 195^\circ - 200^\circ$  which can be tested in the near future experiments. We also discuss the effective mass  $m_{\beta\beta}$  responsible for the neutrino-less double beta decay of nucleus, which is predicted as  $m_{\beta\beta} \simeq 8 - 11$  meV.

---

\*email: [tanimoto@muse.sc.niigata-u.ac.jp](mailto:tanimoto@muse.sc.niigata-u.ac.jp)

†email: [tsutomu.tyanagida@sjtu.edu.cn](mailto:tsutomu.tyanagida@sjtu.edu.cn)

# 1 Introduction

The cosmological baryon asymmetry is one of the most fundamental parameters in the Universe. However, the absolute value and the sign of the baryon asymmetry depends on the details of the masses of heavy particles, unknown coupling to the light particles and the reheating temperature  $T_R$  in the early universe, for example. If the CP violation at high energies is interrelated directly with the CP violation in low energies, the presence of the cosmological baryon asymmetry strongly predicts the presence of CP violation in the low-energy processes such as the K-meson decay, the neutrino oscillation and etc. However, most of the baryogenesis mechanisms contain many independent CP-violating phases and hence the CP violation for the cosmological baryogenesis is, unfortunately, independent of the low-energy CP violating phases. Therefore, the presence of the baryon asymmetry does not explain the existence of the CP violation in the K-meson decay and does not assures us a non-vanishing CP violation in neutrino oscillation experiments.

Recently, Liang, Okada and one of the author (T.T.Y.) have proposed a simple model for an axion-less solution to the strong CP problem [1], motivated by a consistent three zeros texture of the quark mass matrix in [2]. In this paper, we extend the original LOY model to the lepton sector including three right-handed neutrinos  $N_i$  ( $i=1-3$ ) and consider the leptogenesis mechanism for generating the baryon-number asymmetry [3] in the Universe. A surprising result in this extension is that we have only one CP-violation phase  $\phi$  and the cosmological CP-violating phase is directly related to the CP phase  $\delta_{CP}^{\text{CKM}}$  in the CKM matrix [4]. Furthermore, we also show that the CP phase  $\delta_{CP}$  in the neutrino oscillation is predicted by using the CP phase in the CKM matrix, which will be tested in near future experiments [5].

In section 2, we discuss the extension of the LOY model to the lepton sector. The charged lepton mass matrix, the Dirac neutrino mass matrix and the heavy right-handed neutrino (RHN) mass matrix are given in this section. In section 3, we examine the neutrino mass matrix,  $M_\nu$ , in details. By using the measured parameters and constraints in the neutrino oscillation data, we derive all matrix elements in the  $M_\nu$  and give our predictions for the neutrino sector. In section 4, we consider the leptogenesis mechanism for generating the cosmological baryon asymmetry and show the basic CP-violating phase  $\phi$  for the leptogenesis is exactly the same as the CP phase in the CKM matrix. The section 5 is devoted to the conclusion.

## 2 Extension of the LOY model to the lepton sector

We first briefly review the original LOY model [1]. The fundamental high-energy theory is assumed to preserve the CP invariance and the original QCD vacuum angle  $\theta$  is completely vanishing. However, the CP invariance is spontaneously broken down at some intermediate-energy scale, generating the CKM CP phase. The model is based on a six dimensional spacetime in which the extra two dimensions are assumed to be compactified on  $\mathbf{T}^2/\mathbb{Z}_3$  orbifold. We have three fixed points I, II and III in the extra dimensions. Three families of  $\mathbf{10}$ s are localized at

each fixed points, separately. The first family  $\mathbf{5}^*$  is localized on the fixed point II and other  $\mathbf{5}^*$ s are living in the extra two dimensional bulk. We impose a  $\mathbb{Z}_2$  symmetry so that we have more than three zeros in the mass matrix for the down-type quarks.

Now, we introduce a CP and  $\mathbb{Z}_2$  violating complex field  $\eta$  which is assumed to be localized at the fixed point II. We should stress here that the CP-violating phase  $\phi$  in the quark and lepton mass matrices is given by an interaction of a new heavy doublet boson  $H_{\text{II}}$ , that is,  $H_{\text{II}}H^\dagger(\alpha\eta+\beta\eta^*)$ , where the  $H$  is the standard model Higgs boson and the  $\alpha$  and  $\beta$  are dimension one real parameters. The heavy boson  $H_{\text{II}}$  couples to the (2, 2) element in the mass matrices we discuss below and hence the CP-violating phase is universal for all relevant matrices. This is the reason why we can connect the CP violation at low energies to the CP violation in the leptogenesis at high energies. See [1] for details. The  $\mathbb{Z}_2$  charges and locations in the extra two dimensions are summarized for each particles in Table 1.

	$\mathbf{10}_1$	$\mathbf{10}_2$	$\mathbf{10}_3$	$\mathbf{5}_1^*$	$\mathbf{5}_2^*$	$\mathbf{5}_3^*$	$N_1$	$N_2$	$N_3$	$H$	$H_{\text{II}}$	$\eta$	$\delta$
$\mathbb{Z}_2$	-	+	+	+	-	+	-	+	+	+	-	-	-
location	I	II	III	II	bulk	bulk	I	II	III	bulk	II	II	III

Table 1: List of  $\mathbb{Z}_2$  charges and locations in the extra two dimensions (fixed points I, II, III and bulk) for each particles.

A  $\mathbb{Z}_2$  odd and real field  $\delta$  is introduced at the fixed point III so that we can reproduced the mass matrix  $M_d^{(1)}$  in the left-right convention (LR) in [2],

$$M_d^{(1)} = \begin{pmatrix} 0 & a & 0 \\ a' & b e^{-i\phi} & c \\ 0 & c' & d \end{pmatrix}, \quad (1)$$

where  $a, a', b, c, c'$  and  $d$  are real parameters, and  $\phi$  is the CP-violating phase. Those seven parameters are determined by the measured CKM matrix and masses of the down-type quarks, which are summarized in Table 2, where parameters are taken to be positive without loss of generality. All mass parameters are defined at the weak scale.

$a$ [MeV]	$a'$ [MeV]	$b$ [MeV]	$c$ [MeV]	$c'$ [GeV]	$d$ [GeV]	$\phi$ [°]
15- 17.5	10- 15	92- 104	78- 95	1.65- 2.0	2.0- 2.3	37- 48

Table 2: The allowed regions of parameters in  $M_d^{(1)}$ .

Since the determinant of  $M_d^{(1)}$  is real, the physical QCD angle  $\bar{\theta}$  remains at zero and hence there is no strong CP problem. A crucial point here is that all matrix elements including the

CP-violating phase  $\phi$  are determined very precisely from the experimental data on the CKM matrix and the down-type quark masses (see [2] for details).

In the above model construction we use the notation of  $SU(5)$ , but it does not mean the grand unification of all gauge interactions. We only gauge the standard  $SU(3) \times SU(2) \times U(1)$  subgroup. However, as long as all quarks and leptons belong to the  $\mathbf{10}$  and  $\mathbf{5}^*$  we can derive the mass matrix for the charged leptons  $M_e$  from  $M_d$ . We see easily that it is given by the transposed matrix of  $M_d^{(1)}$  unless there is no large deviation from the  $SU(5)$ . However, if it is exactly so, the electron mass becomes too heavy. We vary the magnitude of the (2, 2) element so that we can obtain the correct electron and muon masses. This might be reasonable since the (2, 2) element is given by the Yukawa coupling of the heavy doublet boson  $H_{\mathbb{I}}$  as shown in [1]. Therefore, the charged lepton mass matrix  $M_e$  is given by:

$$M_e = \begin{pmatrix} 0 & a' & 0 \\ a & k_e b e^{-i\phi} & c' \\ 0 & c & d \end{pmatrix}, \quad (2)$$

where we multiply the (2, 2) element by a factor  $k_e$ . The result on the electron and muon masses is presented, respectively in Figs. 1 and 2, where the mass ratios of the electron and the muon to the tau are plotted for  $k_e = 2.5, 3.0, 3.5$ . The observed mass ratios are successfully reproduced by taking  $k_e \simeq 0.29 - 3.0$ . In practice, we take  $k_e = 3$  in the following numerical calculations. It is remarkable that both ratios  $m_e/m_\tau$  and  $m_\mu/m_\tau$  are in a good agreement with observed ones by fixing one free parameter  $k_e$ .<sup>1</sup>

We see that our model can explain the observation very well and we will fix it in the following analysis. It should be noted here that the mixing between the second and third families of left-handed charged leptons is already very large because (2, 3) and (3, 3) elements are of the same order as seen in Eq. (2). This large mixing in the charged lepton sector is very important to reproduce the large  $\theta_{23}$  [6] in the PMNS mixing matrix as pointed out in [7] long time ago.

We are now at the point to discuss the neutrino mass matrix. We introduce three heavy Majorana neutrinos  $N_i$  ( $i=1-3$ ) to generate not only the observed small neutrino masses via the seesaw mechanism [8–10]<sup>2</sup> but also the Universe's baryon-number asymmetry by the decay of  $N_i$  [3]. We place them at each fixed points, separately, as like the  $\mathbf{10}_i$  and assign the  $\mathbb{Z}_2$  charges for them as the same as those of  $\mathbf{10}_i$ . See the Table 1 for their charges together with the other fermions and their locations in the extra two dimensions. The texture of the Dirac mass matrix for neutrinos,  $M_D$ , has the same structure of the transposed matrix of  $M_d$ , but values of each matrix elements might be different from those in  $M_d^{(1)}$ . The Dirac neutrino matrix  $M_D$  has six free real parameters, since the CP-violating phase is fixed at  $\phi$  determined from the CKM

<sup>1</sup>We have assumed  $m_\tau \simeq m_b$  at a very high energy scale. However, the mass ratios are almost independent of the radiative corrections.

<sup>2</sup>The right-handed neutrinos are introduced to enhance the  $\mu \rightarrow e + \gamma$  decay rate. The seesaw mass formula is derived for the calculation of the amplitude in [11].

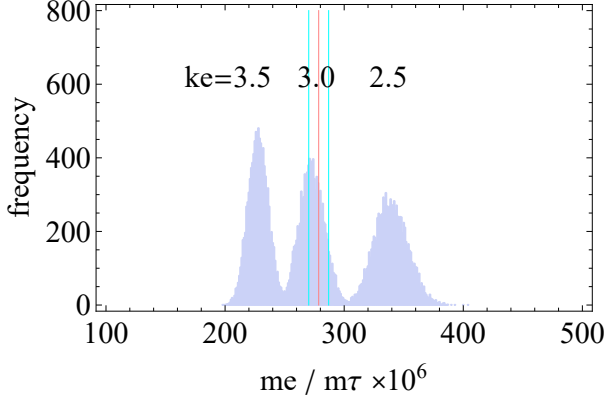


Figure 1: Frequency plot versus the mass ratio  $m_e/m_\tau$  for  $k_e = 2.5, 3.0, 3.5$ . The red and cyan lines denote the central value and 3% error-bar of the observed one, respectively.

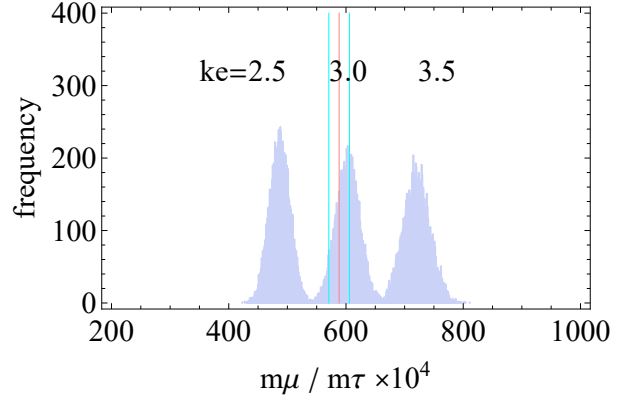


Figure 2: Frequency plot versus the mass ratio  $m_\mu/m_\tau$  for  $k_e = 2.5, 3.0, 3.5$ . The red and cyan lines denote the central value and 3% error-bar of the observed one, respectively.

matrix:

$$M_D = \begin{pmatrix} 0 & a'_\nu & 0 \\ a_\nu & b_\nu e^{-i\phi} & c'_\nu \\ 0 & c_\nu & d_\nu \end{pmatrix}, \quad (3)$$

where the Dirac mass term is defined as  $\mathcal{L} = \bar{\ell}_L M_D N_R$ . The neutrino mass matrix is given by the seesaw mass formula  $M_\nu \simeq M_D (1/M_N) M_D^t$ , where  $M_N$  is the diagonal right-handed Majorana mass matrix, and hence we have additional unknown parameters, that is,  $M_1, M_2, M_3$ . However, we absorb the  $1/\sqrt{M_i}$  in the Dirac mass matrix  $M_D$  and hence the number of free parameters in the neutrino mass matrix  $M_\nu$  is again six. The redefined matrix  $\tilde{M}_D$  is written by

$$\tilde{M}_D = \begin{pmatrix} 0 & A' & 0 \\ A & B e^{-i\phi} & C' \\ 0 & C & D \end{pmatrix}. \quad (4)$$

The parameters  $A, A', B$ , etc. are defined by  $A = a_\nu/\sqrt{M_1}$ ,  $A' = a'_\nu/\sqrt{M_2}$ ,  $B = b_\nu/\sqrt{M_2}$ , etc. Then, the neutrino mass matrix  $M_\nu$  is given as:

$$M_\nu = \begin{pmatrix} A^2 & A'B e^{-i\phi} & A'C \\ A'B e^{-i\phi} & A^2 + C'^2 + B^2 e^{-2i\phi} & BC e^{-i\phi} + C'D \\ A'C & BC e^{-i\phi} + C'D & D^2 + C^2 \end{pmatrix}. \quad (5)$$

It is very interesting that all six free parameters,  $A, A', B, C, C'$  and  $D$  are determined from the five measured parameters, that is, three mixing angles in the PMNS matrix and the squared

mass differences as shown in Table 3. We take, in our analysis, the normal hierarchy (NH) of neutrino masses, that is,  $m_3 > m_2 > m_1$ . We take  $2\sigma$  intervals of the data parameters in Table 3 to derive our model parameters in Eq. (4).

observable	best fit $\pm 1\sigma$ for NH	$2\sigma$ range for NH
$\sin^2 \theta_{12}$	$0.307_{-0.011}^{+0.012}$	$0.28 - 0.33$
$\sin^2 \theta_{23}$	$0.454_{-0.016}^{+0.019}$	$0.42 - 0.59$
$\sin^2 \theta_{13}$	$0.02224_{-0.00057}^{+0.00056}$	$0.021 - 0.023$
$\Delta m_{21}^2$	$7.41_{-0.20}^{+0.21} \times 10^{-5} \text{eV}^2$	$(6.8 - 8.0) \times 10^{-5} \text{eV}^2$
$\Delta m_{31}^2$	$2.505_{-0.026}^{+0.024} \times 10^{-3} \text{eV}^2$	$(2.42 - 2.59) \times 10^{-3} \text{eV}^2$

Table 3: The best fit  $\pm 1\sigma$  and  $2\sigma$  range of neutrino parameters from NuFIT 5.3 for NH (with SK atmospheric data) [6].

In addition, one should take into account the constraints from the CP Dirac phase  $\delta_{CP}$  of NuFIT 5.3 [6] and the cosmological bound of the total sum of neutrino masses [12–14]. The CP Dirac phase is given by at the  $2\sigma$  level:

$$\delta_{CP} = 185^\circ - 320^\circ, \quad (6)$$

and the total sum of neutrino masses is given as:

$$\sum_{i=1}^3 m_i < 120 \text{ meV}. \quad (7)$$

We show, in the next section 3, the predictions of three physical parameters,  $\delta_{CP}$ , the total sum of neutrino masses and the effective mass in the neutrino-less double beta decays  $m_{\beta\beta}$ . Those predictions will be tested in near future experiments.

### 3 Predictions of low-energy neutrino observables

Parameters of the neutrino mass matrix in Eq. (5) are determined by using the neutrino oscillation data in Table 3 with constraints of Eqs. (6) and (7)<sup>3</sup> since the charged lepton mass matrix in Eq. (2) is fixed. (In practice, the charged lepton masses are reproduced within 2% error-bar at the electroweak scale.) We obtain the allowed ranges of parameters by scanning parameters in the real space with  $|D| \geq |A|, |A'|, |B|, |C|, |C'|$  in order to realize NH of neutrino masses,

<sup>3</sup>The constraint Eq. (7) plays a crucial role for the determination of the six model parameters in the mass matrix  $\tilde{M}_D$ .

where the absolute value of  $D$  is fixed to reproduce the experimental data of  $\Delta m_{31}^2$ . The obtained numerical values is listed in Table 4. It is noticed that the absolute values of  $A$ ,  $A'$ ,  $B$ ,  $C$  are the same order to reproduce the large mixing angle between the first and second families,  $\theta_{12}$ , and  $\Delta m_{21}^2$ . On the other hand,  $|C'|$  is smaller than other parameters because the large mixing angle between the second and third families,  $\theta_{23}$ , is mostly furnished in the charged lepton mass matrix.<sup>4</sup>

$ A/D $	$ A'/D $	$ B/D $	$ C/D $	$ C'/D $
0.44 – 0.51	0.43 – 0.50	0.09 – 0.16	0.29 – 0.39	0 – 0.12

Table 4: The allowed regions of parameters in  $M_\nu$ .

Because of the precise determination of the model parameters in Table 4, we can predict the Dirac CP phase  $\delta_{CP}$ , the total sum of neutrino masses and the effective mass  $m_{\beta\beta}$  in the neutrino-less double beta decays of nucleus. At first, we present our prediction of the Dirac CP phase  $\delta_{CP}$  versus  $\sin^2 \theta_{23}$  in Fig.3. The predicted range is  $\delta_{CP} \simeq 195^\circ$ - $200^\circ$ , which is inside of  $2\sigma$  range of NuFIT 5.3 (NH with SK atmospheric data) but outside its  $1\sigma$  range [6]. The Hyper-Kamiokande can detect the signals in  $3\sigma$  level in the future [5]. On the other hand,  $\sin^2 \theta_{23}$  is not allowed in the full range of  $2\sigma$  in NuFIT 5.3 [6], but  $\sin^2 \theta_{23} \simeq 0.42 - 0.53$ . This result will be tested in the near future.

In Fig.4, we present the prediction for the effective mass  $m_{\beta\beta}$  in the neutrino-less double beta decays versus the total sum of neutrino masses  $\sum m_i$ . It is noted that  $m_{\beta\beta}$  is almost proportional to  $\sum m_i$ . The predicted range of  $\sum m_i$  is  $67 - 73$  meV, which is considerably smaller than the cosmological bound  $120$  meV in Eq. (7). We also predict  $m_{\beta\beta} \simeq 8 - 11$  meV. Recently, KamLAND-Zen 800 reported a lower limit  $28 - 122$  meV [15] depending on the nuclear matrix elements, which do not yet reach our predicted region, while LEGEND-1000 [16] and nEXO [17] have sensitivity of  $9.1 - 21$  meV and  $6.1 - 27$  meV, respectively. Thus, we can expect to test our prediction in the future.

## 4 The baryon-number asymmetry in the present Universe

The decays of the heavy right-handed neutrinos (RHNs),  $N_i$ , generate the lepton asymmetry which is converted to the baryon-number asymmetry in the Universe [3]. The dominant asymmetry is generated by the decay of the lightest RHN and thus we have to identify the lightest

---

<sup>4</sup>In general, both large mixing angles between the second and third families in charged lepton mass matrix and the neutrino mass matrix can reproduce the observed  $\sin \theta_{23}$  by tuning some phases. However, it is impossible in our scheme since we have only one fixed phase  $\phi$ .

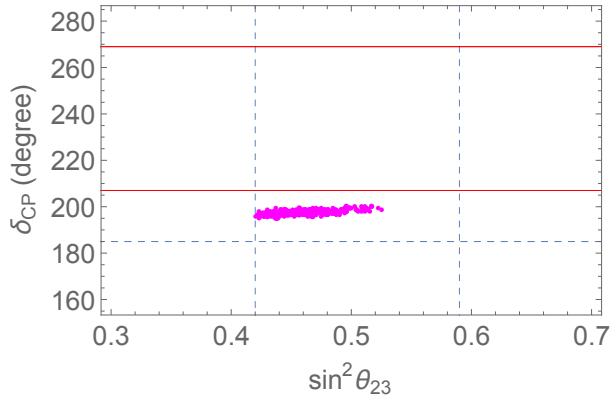


Figure 3: The predicted  $\delta_{CP}$  versus  $\sin^2 \theta_{23}$ . The region between the horizontal red lines denotes  $1\sigma$  allowed one and the horizontal blue dashed line denotes the lower bound of  $2\sigma$  allowed one in NuFIT 5.3 (NH with SK atmospheric data) [6]. The region between blue vertical dashed lines denotes  $2\sigma$  allowed one.

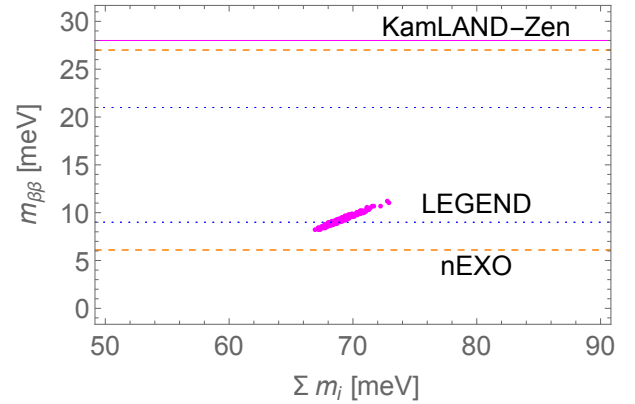


Figure 4: The predicted  $m_{\beta\beta}$  versus  $\sum m_i$ . The magenta solid-line denotes the upper-bound of KamLAND-Zen 800 [15] while the blue dotted-line and orange dashed-line denote the sensitivity of LEGEND-1000 [16] and nEXO [17], respectively.

RHN to calculate the baryon asymmetry. However, it is very difficult, since we do not have any direct information about the mass hierarchy for the heavy RHNs. In this section, we show that the CP phase relevant to the generation of the baryon asymmetry is directly related to the low-energy CP phase in the CKM and PMNS mass matrices.

Let us assume the  $N_i$  is the lightest RHN. The induced lepton asymmetry  $\epsilon_i$  is estimated as [18, 19]

$$\epsilon_i = \frac{\Gamma(N_i \rightarrow LH) - \Gamma(N_i \rightarrow \bar{L}\bar{H})}{\Gamma(N_i \rightarrow LH) + \Gamma(N_i \rightarrow \bar{L}\bar{H})} \simeq -\frac{1}{8\pi} \sum_{j \neq 1}^3 \frac{\text{Im}[(Y_D^\dagger Y_D)_{ij}^2]}{(Y_D^\dagger Y_D)_{11}} F^{V+S} \left( \frac{M_j^2}{M_i^2} \right), \quad (8)$$

where  $Y_D = M_D/v$ ,  $v$  being the vacuum expectation value of the standard Higgs, and

$$F^{V+S} = \sqrt{x} \left[ (x+1) \ln \left( \frac{x+1}{x} \right) - 1 + \frac{1}{x-1} \right] \xrightarrow{x \rightarrow \infty} \frac{3}{2} \frac{1}{\sqrt{x}}. \quad (9)$$

The baryon-number asymmetry is given by

$$Y_B \simeq -\frac{28}{79} \kappa \frac{\epsilon_i}{g^*}, \quad (10)$$

where  $\kappa$  is a dilution factor which involves the integration of the full set of Boltzmann equations, and  $g^* = 106.75$  is taken in SM.



Recall that only the (2, 2) element of  $M_D$  has the complex phase  $\phi$ . Thus, the  $i$  or  $j$  must be 2 to have the non-vanishing complex phase of  $(Y_D^\dagger Y_D)_{ij}^2$  in Eq.(8). If  $i = 1$  for instance, we can write down  $\text{Im}[(Y_D^\dagger Y_D)_{12}^2]$  in terms of parameters of  $M_D$  of Eq. (3) explicitly as:

$$\text{Im}[(Y_D^\dagger Y_D)_{12}^2] = -\frac{1}{v^4} a_\nu^2 b_\nu^2 \sin 2\phi, \quad (11)$$

which is negative because of  $\phi = 37 - 48^\circ$  as seen in Table 2 and hence the  $\epsilon_1$  is positive. Now, we see that our model predicts the wrong sign of the baryon-number asymmetry if the  $N_1$  is the lightest RHN. However, if the lightest RHN is the  $N_2$ , the model predict the correct sign of the baryon asymmetry.<sup>5</sup> Important is here that the CP-violating phase for creating the baryon asymmetry is exactly the same as the CP-violating phase  $\phi$  at low energies. Thus, it is extremely interesting that the presence of the baryon asymmetry in the Universe predicts the CP violation observed in the K-meson decay.

## 5 Conclusions

A simple model to solve the strong CP problem without introducing the axion has been recently proposed [1]. We consider, in this paper, an extension of the model to include leptons and the right-handed neutrinos (RHNs)  $N_i$  ( $i=1-3$ ). The remarkable point in this extension is that we have only one CP-violating phase  $\phi$  and hence all CP-violation parameters in high-energy and low-energy processes are interconnected for each others. However, the sign of the cosmological baryon asymmetry depends also on mass order of the RHNs and we can not predict the sign of the cosmological baryon asymmetry as long as we do not know the mass hierarchy, as shown in section 4. We can, however, emphasise that the presence of the baryon asymmetry predicts strongly the CP violation in low energy processes.

On the contrary, we succeed to predict the CP-violating phase in the neutrino oscillation very precisely using the phase  $\phi$  determined from the CKM matrix. We obtain

$$\delta_{CP} \simeq 195^\circ - 200^\circ.$$

Furthermore, we also predict the important mass parameter  $m_{\beta\beta}$  as

$$m_{\beta\beta} \simeq 8 - 11 \text{ meV},$$

which is the key parameter for the neutrino-less double beta decay. Both predictions will be tested in near future experiments.

The present model is based on only one mass matrix,  $M_d^{(1)}$ , in [2], but we can construct variant models taking other consistent mass matrices described in [2]. It is a straightforward application of our model construction which will be done in future publications.

---

<sup>5</sup>We do not discuss, in this paper, the value of the asymmetry, since it depends on the details of the early universe such as the reheating processes and temperature and the correct mass of the lightest RHN.

## Acknowledgments

T. T. Y. thanks Qiuyue Liang for discussion about two-zeros texture of quark and lepton mass matrices. This work was in part supported by MEXT KAKENHI Grants No. 24H02244 (T. T. Y.). T. T. Y. was supported also by the Natural Science Foundation of China (NSFC) under Grant No. 12175134 as well as by World Premier International Research Center Initiative (WPI Initiative), MEXT, Japan.

## References

- [1] Q. Liang, R. Okabe and T.T. Yanagida, *Three-zero texture of quark-mass matrices as a solution to the strong CP problem*, **2408.12146**.
- [2] M. Tanimoto and T.T. Yanagida, *Occam's Razor in Quark Mass Matrices*, *PTEP* **2016** (2016) 043B03 [1601.04459].
- [3] M. Fukugita and T. Yanagida, *Baryogenesis Without Grand Unification*, *Phys. Lett. B* **174** (1986) 45.
- [4] PARTICLE DATA GROUP collaboration, *Review of particle physics*, *Phys. Rev. D* **110** (2024) 030001.
- [5] HYPER-KAMIOKANDE WORKING GROUP collaboration, *A Long Baseline Neutrino Oscillation Experiment Using J-PARC Neutrino Beam and Hyper-Kamiokande*, **12**, 2014 [1412.4673].
- [6] I. Esteban, M.C. Gonzalez-Garcia, M. Maltoni, T. Schwetz and A. Zhou, *The fate of hints: updated global analysis of three-flavor neutrino oscillations*, *JHEP* **09** (2020) 178 [2007.14792].
- [7] J.R. Ellis, M. Raidal and T. Yanagida, *Observable consequences of partially degenerate leptogenesis*, *Phys. Lett. B* **546** (2002) 228 [hep-ph/0206300].
- [8] T. Yanagida, *Horizontal gauge symmetry and masses of neutrinos*, *Conf. Proc. C* **7902131** (1979) 95.
- [9] T. Yanagida, *Horizontal Symmetry and Mass of the Top Quark*, *Phys. Rev. D* **20** (1979) 2986.
- [10] M. Gell-Mann, P. Ramond and R. Slansky, *Complex Spinors and Unified Theories*, *Conf. Proc. C* **790927** (1979) 315 [1306.4669].
- [11] P. Minkowski,  *$\mu \rightarrow e\gamma$  at a Rate of One Out of  $10^9$  Muon Decays?*, *Phys. Lett. B* **67** (1977) 421.

- [12] S. Vagnozzi, E. Giusarma, O. Mena, K. Freese, M. Gerbino, S. Ho et al., *Unveiling  $\nu$  secrets with cosmological data: neutrino masses and mass hierarchy*, *Phys. Rev. D* **96** (2017) 123503 [1701.08172].
- [13] PLANCK collaboration, *Planck 2018 results. VI. Cosmological parameters*, *Astron. Astrophys.* **641** (2020) A6 [1807.06209].
- [14] M. Gerbino et al., *Synergy between cosmological and laboratory searches in neutrino physics*, *Phys. Dark Univ.* **42** (2023) 101333 [2203.07377].
- [15] KAMLAND-ZEN collaboration, *Search for Majorana Neutrinos with the Complete KamLAND-Zen Dataset*, 2406.11438.
- [16] LEGEND collaboration, *The Large Enriched Germanium Experiment for Neutrinoless  $\beta\beta$  Decay: LEGEND-1000 Preconceptual Design Report*, 2107.11462.
- [17] NEXO collaboration, *nEXO: neutrinoless double beta decay search beyond  $10^{28}$  year half-life sensitivity*, *J. Phys. G* **49** (2022) 015104 [2106.16243].
- [18] M. Plumacher, *Baryogenesis and lepton number violation*, *Z. Phys. C* **74** (1997) 549 [hep-ph/9604229].
- [19] K. Hamaguchi, *Cosmological baryon asymmetry and neutrinos: Baryogenesis via leptogenesis in supersymmetric theories*, other thesis, 12, 2002, [hep-ph/0212305].