

Correcting for neutron width fluctuations in Hauser-Feshbach gamma branching ratios

Oliver Gorton^{1,*} and Jutta Escher¹

¹Lawrence Livermore National Laboratory

Abstract. Porter-Thomas fluctuations of neutron widths skew compound nuclear decay probabilities from their statistical Hauser-Feshbach values. We present a straightforward method to correct Hauser-Feshbach calculations for these fluctuations, useful for modeling near-threshold competition between gamma and neutron emission following beta decay or when standard width fluctuation corrections are inadequate.

Beta decay plays a central role in nucleosynthesis and understanding beta decay rates is one of the central tasks of the nuclear theory community and the new Facility for Rare Isotope Beams (FRIB) [1, 2]; it is also a mechanism to study short-lived isotopes [3]. In neutron-rich systems, beta decay products may undergo beta-delayed neutron emission (BDNE), in which case the gamma-channel branching ratio (as a function of the product excitation energy E_x) becomes an important quantity:

$$\left\langle \frac{\Gamma_{\gamma:i}}{\Gamma_{\gamma:i} + \Gamma_{n:i}} \right\rangle = \left\langle \frac{\sum_{f=1}^{k_\gamma} \Gamma_{\gamma:fi}}{\sum_{f=1}^{k_\gamma} \Gamma_{\gamma:fi} + \sum_{f=1}^{k_n} \Gamma_{n:fi}} \right\rangle, \quad (1)$$

where $\Gamma_{\gamma:fi}$ is the partial decay width for a gamma transition from a level $i \rightarrow f$, and similarly for the partial neutron decay widths $\Gamma_{n:fi}$. ($\Gamma = \hbar T$ for a transition probability T .) The sums extend over all k final states allowed by energy, angular momentum, and parity rules. The average extends over all initial states in some initial energy bin. In principle, equation (1) can be calculated with a Hauser-Feshbach (HF) reaction code. However, HF theory assumes that:

$$\left\langle \frac{\Gamma_{\gamma:i}}{\Gamma_{\gamma:i} + \Gamma_{n:i}} \right\rangle \approx \frac{\langle \Gamma_{\gamma:i} \rangle}{\langle \Gamma_{\gamma:i} \rangle + \langle \Gamma_{n:i} \rangle}. \quad (2)$$

In contradiction, the authors of Ref. [4] found that HF theory greatly under-predicts the observed gamma branching ratio. Valencia et al. [4] found that a significant improvement over the HF result is obtained by including the effects of Porter-Thomas fluctuations of the neutron partial widths. They implemented this effect with a custom program similar to DICEBOX [5], but including the effects of neutron width fluctuations in addition to gammas.

In these proceedings, we study how neutron width fluctuations affect the gamma emission branching ratio. We confirm that the gamma channel branching ratio can be significantly enhanced relative to the statistical prediction

when there are few final states in the neutron exit channel. Such fluctuation effects are not included in standard HF codes. We therefore propose a correction factor that is inspired by the width fluctuation correction (WFC) factor [6–8] which allows one to avoid the costly Monte Carlo cascade calculations demonstrated in Ref. [4].

Porter-Thomas theory states that the partial decay widths $\Gamma_{fi} \propto |\langle \Psi_f | \hat{O} | \Psi_i \rangle|^2$ between initial states $|\Psi_i\rangle$ and final states $|\Psi_f\rangle$ can be considered as random numbers following a chi-squared distribution with one degree of freedom, and that therefore the total decay width for an initial level i with k partial widths, $\Gamma_i = \sum_{f=1}^k \Gamma_{fi}$, follows a chi-squared distribution with k degrees of freedom [7]. The corresponding probability density function for Γ_{fi} can be written: $P(x, k) = G(r)^{-1} r (rx)^{r-1} e^{-rx}$, where $x = \Gamma_{fi} / \langle \Gamma_{fi} \rangle$ is the partial width normalized to its mean, $G(r)$ is the gamma-function, and $r = k/2$. It is not obvious that Porter-Thomas fluctuations of neutron widths will increase the average gamma branching ratio relative to the HF prediction given by Eq. (2). To illustrate the effect, we conducted a numerical experiment by calculating the gamma branching Eq. (1) for randomly generated partial widths. In the first round of simulations, we arbitrarily assume that $\langle \Gamma_n \rangle = \langle \Gamma_\gamma \rangle$. We relax this assumption later. We work in units of the averages so that $P(x, k)$ given above applies directly to the partial widths ($x = \Gamma_{fi}$). Centrally important is the assumption that the neutron total widths include only a few terms k , so that $P(\Gamma_n) = P(\Gamma_n, k)$. We further assume the gamma total widths include many terms (owing to the high excitation energy required for neutron emission), so that $P(\Gamma_\gamma) \approx P(\Gamma_\gamma, k = \infty) \approx \delta(\Gamma_\gamma - 1)$. With these assumptions, the purely HF estimate of $\langle \Gamma_\gamma / \Gamma_{\text{total}} \rangle$ for any k neutron partial widths is always:

$$\frac{\langle \Gamma_\gamma \rangle}{\langle \Gamma_\gamma \rangle + \langle \Gamma_n \rangle} = \frac{1}{1 + \langle P(\Gamma_n, k) \rangle} = \frac{1}{2}, \quad (3)$$

regardless of the number of neutron partial widths. Next, we numerically simulate the “true” gamma branching ratio by generating random values of the neutron total widths

*e-mail: gorton3@llnl.gov

$\Gamma_{n,i}$ from the appropriate chi-squared distribution $P(x, k)$ and computing the exact branching ratio:

$$\frac{\Gamma_\gamma}{\Gamma_{\text{total}}} = \frac{1}{1 + \Gamma_n}, \quad (4)$$

After generating $n = 10^6$ samples of the neutron widths and exact branching ratios, we compute the mean ratio $\langle \Gamma_\gamma / \Gamma_{\text{total}} \rangle$ of all the samples. The final results are relatively insensitive to the number of samples, but we use a large number to produce smooth histograms.

The results of the numerical simulations for $k = 1$ and $k = 100$ are shown in Figure 1 panels (a) and (b), respectively. The gamma total widths are constant (black dashed line) while the neutron total widths are randomly distributed (blue histograms). The resulting distribution of width ratios are shown in the narrow red histograms. At $k = 1$ we observe the maximum effect of PT fluctua-

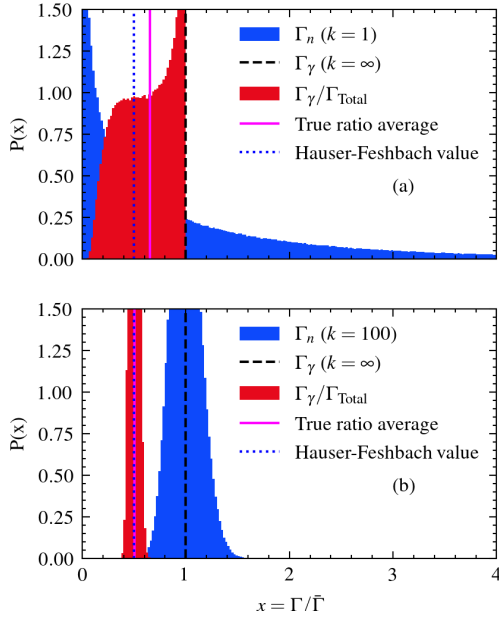


Figure 1. Porter-Thomas fluctuation toy model wherein the average neutron and gamma widths are equal. See text for discussion.

tions. We obtain $\langle \Gamma_\gamma / \Gamma_{\text{total}} \rangle = 0.66$. As anticipated, the gamma branch is enhanced with respect to the HF prediction of 0.5; the increase is about 33 percent. From the $k = 100$ simulation, $\langle \Gamma_\gamma / \Gamma_{\text{total}} \rangle = 0.503$, which is close to the HF prediction. As expected, the effect of PT fluctuations are suppressed as the number of neutron partial widths increases.

We have shown how Porter-Thomas fluctuations of the neutron partial widths can enhance the gamma branching ratio. In the second round of simulations, we explore how the enhancement depends on the number of partial widths and the size of the HF estimate. We varied the number of neutron partial widths from $k = 1$ to $k = 100$ and relaxed the arbitrary assumption that $\langle \Gamma_n \rangle = \langle \Gamma_\gamma \rangle$. To preserve the generality of our findings, we normalize the average gamma width relative to the average neutron width. We set $P(\Gamma_\gamma) \approx \delta(\Gamma_\gamma - g)$ for some constant g in units of the

average neutron total widths $\langle \Gamma_n \rangle$. The simulated branching ratios become:

$$\frac{\Gamma_\gamma}{\Gamma_{\text{total}}} = \frac{g}{g + \Gamma_n}, \quad (5)$$

where again the neutron total widths are randomly drawn from $P(\Gamma_n, k)$. Since $\langle \Gamma_n \rangle = 1$ by construction, changing g is equivalent to changing the ratio

$$y \equiv \frac{\langle \Gamma_\gamma \rangle}{\langle \Gamma_\gamma \rangle + \langle \Gamma_n \rangle} = \frac{g}{g + 1}, \quad (6)$$

which is the HF estimate of the gamma branching ratio. We simulate HF gamma branching ratios between $y = 10^0$ and $y = 10^{-5}$ to span the range encountered in Ref. [4]. To model the impact of the neutron width fluctuations, we define a Porter-Thomas width fluctuation correction (PT WFC) factor, which relates the exact gamma branching ratio computed with Eq. (5) to the HF estimate, Eq. (6):

$$W(k, y) \equiv \frac{\langle \Gamma_\gamma / \Gamma_{\text{total}} \rangle}{\langle \Gamma_\gamma \rangle / (\langle \Gamma_\gamma \rangle + \langle \Gamma_n \rangle)} = \frac{\text{True ratio}}{\text{HF estimate } y}. \quad (7)$$

Importantly, this correction factor is independent of the absolute value of either the average neutron decay width or average gamma decay width; it depends only on the number of neutron partial widths k and the HF gamma branching ratio y .

Figure 2 shows the smooth decay of the PT WFC factor, Eq. (7), from its maximum at $k = 1$ where the PT enhancement can be up to two orders of magnitude at $y = 10^{-5}$. By $k = 5$, all curves are below an enhancement of 2. For all curves to be below an enhancement of

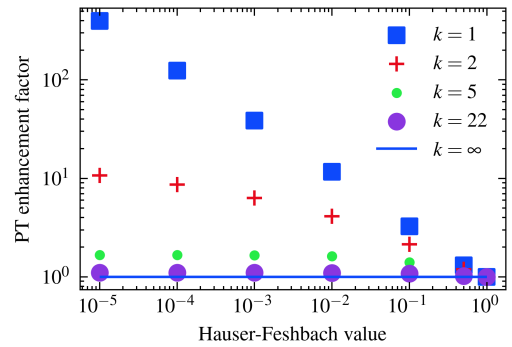


Figure 2. Porter-Thomas (PT) correction factor versus HF prediction y for different numbers of neutron partial widths k .

1.1, one requires $k > 22$. We find that the enhancement factor follows a smooth and systematic trend. This effect is independent of any energy dependence of the absolute strength of the neutron partial widths (which are known to have \sqrt{E} dependence [9]) and depends only on the number of neutron partial widths k and the gamma branching ratio y given by Eq. (6). We can therefore compute the correction factor $W(k, y)$ *a priori* and apply it to our HF estimate to approximate the true ratio $\langle \Gamma_\gamma / \Gamma_n \rangle$.

Figure 3 shows an application of the PT WFC to beta-delayed gamma emission from Ref. [4]. We show our

original HF calculation (HF) which used gamma strength functions from Ref. [10, 11], the corrected calculation using the $W(k, y)$ correction factor (HF+PTWFC), and the Monte-Carlo cascade simulation (Valencia 2017, MC) from Ref. [4]. All three consider only those decays from $J^\pi = 3^-$ states. At each excitation energy we determine y from the HF calculation, then apply the correction Eq. (7) from Figure 2. k is equal to the cumulative number of levels in the residual nucleus available for neutron emission. We reproduce the same enhancement produced by

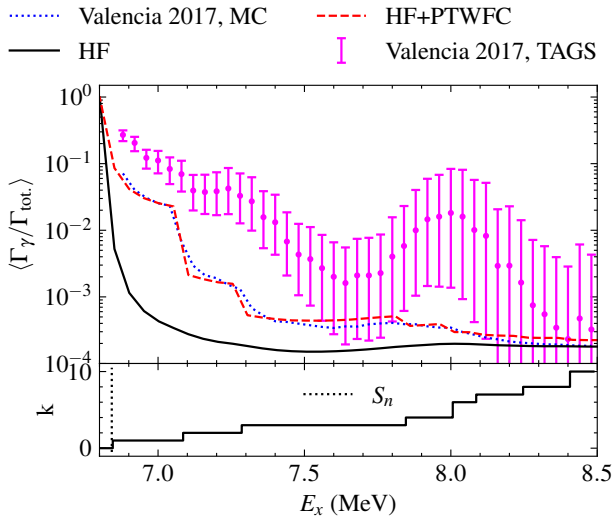


Figure 3. Gamma branching ratio with and without the PTWFC factor (7). The lower panel shows the number of neutron partial widths k available at each excitation E_x . The discontinuities in the HF+PTWFC calculation line up with changes in k .

the Monte Carlo decay simulation, within some margin of error attributable to differences in the details of the nuclear level densities and gamma strength functions used.

In conclusion, we have shown that a simple Moldauer-type correction factor can be applied to correct standard HF calculations for the effects of neutron width fluctuations. The correction is broadly applicable to branching ratios near particle emission threshold and is easy to implement, enabling adaptation of existing HF codes without expensive Monte Carlo simulations.

Prepared by LLNL under Contract DE-AC52-07NA27344, with support from a WPD ACT award. We thank J. Tain for sharing with us the data from Ref. [4].

References

[1] A. Arcones, D.W. Bardayan, T.C. Beers, L.A. Bernstein, J.C. Blackmon, B. Messer, B.A. Brown, E.F. Brown, C.R. Brune, A.E. Champagne et al., White paper on nuclear astrophysics and low energy nuclear physics Part 1: Nuclear astrophysics,

Progress in Particle and Nuclear Physics **94**, 1 (2017). [10.1016/j.pnpnp.2016.12.003](https://doi.org/10.1016/j.pnpnp.2016.12.003)

- [2] H. Schatz, A.D.B. Reyes, A. Best, E.F. Brown, K. Chatziioannou, K.A. Chipps, C.M. Deibel, R. Ezzeddine, D.K. Galloway, C.J. Hansen et al., Horizons: Nuclear astrophysics in the 2020s and beyond (2022)
- [3] A. Spyrou, S.N. Liddick, A.C. Larsen, M. Guttormsen, K. Cooper, A.C. Dombos, D.J. Morrissey, F. Naqvi, G. Perdikakis, S.J. Quinn et al., Novel technique for constraining r-Process (n, γ) reaction rates, Physical Review Letters **113**, 232502 (2014). [10.1103/PhysRevLett.113.232502](https://doi.org/10.1103/PhysRevLett.113.232502)
- [4] E. Valencia, J.L. Tain, A. Algora, J. Agramunt, E. Estevez, M.D. Jordan, B. Rubio, S. Rice, P. Regan, W. Gelletly et al., Total absorption γ -ray spectroscopy of the β -delayed neutron emitters ^{87}Br , ^{88}Br , and ^{94}Rb , Physical Review C: Nuclear Physics **95**, 024320 (2017). [10.1103/PhysRevC.95.024320](https://doi.org/10.1103/PhysRevC.95.024320)
- [5] F. Bečvář, Simulation of γ cascades in complex nuclei with emphasis on assessment of uncertainties of cascade-related quantities, Nuclear Instruments and Methods in Physics Research Section A: Accelerators, Spectrometers, Detectors and Associated Equipment **417**, 434–449 (1998). [10.1016/S0168-9002\(98\)00787-6](https://doi.org/10.1016/S0168-9002(98)00787-6)
- [6] P. Moldauer, Statistics and the average cross section, Nuclear Physics A **344**, 185–195 (1980). [10.1016/0375-9474\(80\)90671-5](https://doi.org/10.1016/0375-9474(80)90671-5)
- [7] P.A. Moldauer, Evaluation of the fluctuation enhancement factor, Phys. Rev. C **14**, 764 (1976). [10.1103/PhysRevC.14.764](https://doi.org/10.1103/PhysRevC.14.764)
- [8] S. Hilaire, Ch. Lagrange, A.J. Koning, Comparisons between various width fluctuation correction factors for compound nucleus reactions, Annals of Physics **306**, 209 (2003). DOI: [10.1016/S0003-4916\(03\)00076-9](https://doi.org/10.1016/S0003-4916(03)00076-9)
- [9] H.A. Weidenmüller, Distribution of partial neutron widths for nuclei close to a maximum of the neutron strength function, Physical Review Letters **105** (2010). [10.1103/physrevlett.105.232501](https://doi.org/10.1103/physrevlett.105.232501)
- [10] S. Goriely, P. Dimitriou, M. Wiedeking, T. Belgya, R. Firestone, J. Kopecky, M. Krčička, V. Plujko, R. Schwengner, S. Siem et al., Reference database for photon strength functions, The European Physical Journal A **55** (2019). [10.1140/epja/i2019-12840-1](https://doi.org/10.1140/epja/i2019-12840-1)
- [11] S. Goriely, S. Hilaire, S. Péru, K. Sieja, Gogny-HFB+QRPA dipole strength function and its application to radiative nucleon capture cross section, Physical Review C: Nuclear Physics **98**, 014327 (2018). [10.1103/PhysRevC.98.014327](https://doi.org/10.1103/PhysRevC.98.014327)