







Quantum Closures for Neutrino Moment Transport

James P. Kneller ^{1,*}, Julien Froustey ^{1,2,†}, Evan B. Grohs ¹,
Francois Foucart ³, Gail C. McLaughlin ¹ and Sherwood Richers ⁴

¹*Department of Physics, North Carolina State University, Raleigh, NC 27695, USA*

²*Department of Physics, University of California Berkeley, Berkeley, CA 94720, USA*

³*Department of Physics & Astronomy, University of New Hampshire, Durham, NH 03824, USA*

⁴*Department of Physics, University of Tennessee Knoxville, Knoxville, TN 37996, USA*

A computationally efficient method for calculating the transport of neutrino flavor in simulations is to use angular moments of the neutrino one-body reduced density matrix, i.e., ‘quantum moments’. As with any moment-based radiation transport method, a closure is needed if the infinite tower of moment evolution equations is truncated. We derive a general parameterization of a quantum closure and the limits the parameters must satisfy in order for the closure to be physical. We then derive from multi-angle calculations the evolution of the closure parameters in two test cases which we then progressively insert into a moment evolution code and show how the parameters affect the moment results until the full multi-angle results are reproduced. This parameterization paves the way to setting prescriptions for genuine quantum closures adapted to neutrino transport in a range of situations.

I. INTRODUCTION

Over the past decade, a large body of evidence has accumulated that indicates neutrino flavor evolution occurs interior to the shock in a core-collapse supernova, and in the vicinity of the accretion disk in a compact object merger — for reviews of this evidence and the multiple aspects of flavor evolution involved we refer the reader to [1–7]. Flavor transformation in these locations will alter the dynamics of the system [8–14], the nucleosynthesis that occurs [15–28] and the expected neutrino signal, e.g. [29–39]. However flavor transformation is typically not accounted for in the simulations of core-collapse supernovae and/or compact object mergers because the computational expense is expected to increase by several orders of magnitude due to the much finer spatial fidelity and the concomitant decrease in time step sizes. In addition, if the transport is solved using discrete ordinates, the angular resolution of the neutrino radiation field will likely need to increase by a factor of several hundreds or thousands [40] and the often-assumed axial symmetry will need to be dropped [41–44], thus necessitating inclusion of additional spatial coordinates and propagation directions. At the present time such calculations are not feasible.

It has been suggested that the huge increase in the computational expense of discrete ordinate methods due to the necessary angular resolution for convergence of results may be mitigated by using angular moments [45–47] of the radiation field. In order to include flavor transformation effects, the moments need to be generalized by using a density matrix to describe the distribution of the system in the Hilbert space rather than a scalar distribution function. We call such generalizations ‘quantum

moments’. The generalization to quantum moments does not do away with the fundamental issue of all moment approaches to transport, that one needs to supply a closure relation in order to be able to solve the evolution equations. Indeed, one cannot simply truncate the tower of equations by neglecting the higher-order moments, a feature highlighted in the quantum case in [48, 49]. The closure problem has been long studied in classical neutrino transport, with a number of prescriptions, usually analytic or based on multi-angle calculations [50–58]. Up to now, dynamical quantum calculations with moments have been performed using ad hoc, semi-classical closures: scalar prescriptions in [59], or semi-classical extensions of the Minerbo closure based on the flavor trace of the different moments in [60–63]. Recently, a fully quantum generalization of the Minerbo closure was derived in [64], albeit limited to the case of small flavor coherence.

We highlight that the angular moments obtained in classical neutrino transport are commonly used to study quantum flavor evolution. For instance, when trying to determine whether a system is prone to a fast flavor instability (FFI), one must generally look for a crossing between the angular distributions of neutrinos and antineutrinos — a feature that is, by essence, hidden in the averaged information available in a two-moment method. There have nevertheless been a range of methods developed to extract the instability criterion from only the first angular moments, see [65] and references therein. However, such studies only seek to determine whether crossings are present between the (underlying) flavor off-diagonal components of the (anti)neutrino distributions, regardless of the angular properties of the flavor off-diagonal components. This is a suitable approach to determine if an instability occurs, but it leaves wide open the question of an adequate, fully quantum closure, that is required if one wants to actually *evolve* the quantum angular moments.

The purpose of our study is to investigate quantum

* jim_kneller@ncsu.edu

† jfroustey@berkeley.edu

closures and to develop a framework that allows us to formulate them in a general way. As a foundation for this study we introduce the quantum angular moments and their evolution equations in Sec. II. In Sec. III A, we start from a general ansatz and show how a quantum closure can be understood in terms of the eigenvalues of the moments and the unitary matrices which diagonalize the moments. For two neutrino flavors we find the closure is described by four parameters and provide two alternative parameter sets for it. We then show in Sec. III B that the parameters relating the energy density and pressure tensor moments are not arbitrary and need to satisfy several constraints in order that the closure be physical. In Sec. IV, we test our general framework by applying it to two test cases where we are able to compute the exact closure from multi-angle calculations. We then progressively insert the parameterization into a moment code and show how increasingly accurately closures eventually reproduce the results from the multi-angle calculations. We summarize and conclude in Sec. V.

Throughout this paper, we use natural units in which $\hbar = c = k_B = 1$.

II. EXPRESSING NEUTRINO FLAVOR EVOLUTION IN MOMENTS

The neutrinos and antineutrinos are described by one-body reduced density matrices $\varrho(t, \vec{r}, \vec{q})$ and $\bar{\varrho}(t, \vec{r}, \vec{q})$ respectively, where t is time, \vec{r} is the space coordinate, and \vec{q} is the neutrino momentum. We shall take the number dimension of the neutrino flavor space to be $N_f = 2$ when we need to be specific. The angular moments of the density matrix are defined following [66] to be

$$E(t, \vec{r}, q) = \frac{1}{4\pi} \left(\frac{q}{2\pi}\right)^3 \int d\Omega_q \varrho(t, \vec{r}, \vec{q}), \quad (1)$$

$$\vec{F}(t, \vec{r}, q) = \frac{1}{4\pi} \left(\frac{q}{2\pi}\right)^3 \int d\Omega_q \hat{q} \varrho(t, \vec{r}, \vec{q}), \quad (2)$$

$$P(t, \vec{r}, q) = \frac{1}{4\pi} \left(\frac{q}{2\pi}\right)^3 \int d\Omega_q \hat{q} \otimes \hat{q} \varrho(t, \vec{r}, \vec{q}), \quad (3)$$

where $q = |\vec{q}|$. Note that the prefactor of $1/4\pi$, included here, depends on the convention chosen.

In spherical symmetry, the evolution equations for the system matrices read, in the mean-field approximation (see, e.g. [67]):

$$\frac{\partial \varrho}{\partial t} + \mu \frac{\partial \varrho}{\partial r} + \frac{1 - \mu^2}{r} \frac{\partial \varrho}{\partial \mu} = -i [H, \varrho], \quad (4)$$

with $\mu = \hat{q} \cdot \hat{r}$ the neutrino propagation angle measured from the radial direction and H the Hamiltonian. We have omitted the terms associated with emission, absorption and scattering. The mean-field Hamiltonian is written $H = H_V + H_M + H_{SI}$, where the first contribution is the vacuum term, which reads in the flavor basis:

$$H_V(q) = \frac{1}{2q} U_V \mathbb{M}^2 U_V^\dagger, \quad (5)$$

with \mathbb{M} is the diagonal matrix of neutrino masses, and U_V the unitary vacuum mixing matrix. We have assumed neutrinos to be ultrarelativistic, and discarded a contribution $q \mathbb{1}$ proportional to the identity in flavor space. For antineutrinos, U_V is replaced by U_V^* . In the absence of heavy leptons in the background fluid, the only non-zero element of the second term, the matter Hamiltonian, H_M is $H_M^{(ee)} = \sqrt{2} G_F n_e$ [68, 69] where n_e is the local electron density. For antineutrinos $\bar{H}_M = -H_M$. Finally, the self-interaction Hamiltonian H_{SI} reads:

$$\begin{aligned} H_{SI}(t, \vec{r}, \vec{q}) &= \sqrt{2} G_F \int \frac{p^2 dp d\Omega_p}{(2\pi)^3} (1 - \hat{q} \cdot \hat{p}) \\ &\quad \times [\varrho(t, \vec{r}, \vec{p}) - \bar{\varrho}^*(t, \vec{r}, \vec{p})] \\ &= H_E - \mu H_F, \end{aligned} \quad (6)$$

with

$$H_E = 4\pi \sqrt{2} G_F \int \frac{dp}{p} [E(t, r, p) - \bar{E}^*(t, r, p)], \quad (8)$$

$$H_F = 4\pi \sqrt{2} G_F \int \frac{dp}{p} [F_r(t, r, p) - \bar{F}_r^*(t, r, p)]. \quad (9)$$

For antineutrinos, $\bar{H}_{SI} = -H_{SI}^*$.

Integrating Eq. (4) over the angular direction of \vec{q} and using the definitions (1)–(3) gives the evolution equations for the first few moments (see also [66]):

$$\frac{\partial E}{\partial t} + \frac{\partial F_r}{\partial r} + \frac{2F_r}{r} = -i [H_V + H_M + H_E, E] + i [H_F, F_r], \quad (10a)$$

$$\frac{\partial \bar{E}}{\partial t} + \frac{\partial \bar{F}_r}{\partial r} + \frac{2\bar{F}_r}{r} = -i [H_V - H_M - H_E^*, \bar{E}] - i [H_F^*, \bar{F}_r], \quad (10b)$$

$$\frac{\partial F_r}{\partial t} + \frac{\partial P_{rr}}{\partial r} + \frac{3P_{rr} - E}{r} = -i [H_V + H_M + H_E, F_r] + i [H_F, P_{rr}], \quad (10c)$$

$$\frac{\partial \bar{F}_r}{\partial t} + \frac{\partial \bar{P}_{rr}}{\partial r} + \frac{3\bar{P}_{rr} - \bar{E}}{r} = -i [H_V - H_M - H_E^*, \bar{F}_r] - i [H_F^*, \bar{P}_{rr}]. \quad (10d)$$

As is explicit in Eqs. (10c) and (10d), the evolution equa-

tions for the energy density and flux moments depend

upon the pressure moment whose evolution equation is not provided unless we go higher in the tower of moment equations, which would then involve the unevaluated rank-3 moment, and so on. In order to solve the equations we need to provide a closure relation that allows determination of the ‘missing’ moment in a truncated tower of evolution equations. There are many different closure schemes found in the literature: for a review of classical closures we refer the reader to Refs. [53, 56]. In a previous paper outlining our code for solving these quantum moment equations in steady-state situations, we considered the very simple choices of $E = K_F F$ and $E = K_P P$ with K_F and K_P both scalar functions [59]. For both these closures, the off-diagonal elements of the related moments, either E and F or E and P , are in phase i.e., they are coherent. We found from the test cases we considered that scalar closures could not always reproduce results from a steady-state multi-angle code and conjectured that breaking the phase coherence between the moments would be necessary to improve the agreement. Since the phase breaking cannot be accomplished with a scalar function, we require a more general, quantum, closure between the moments.

III. QUANTUM CLOSURES

A. General Parameterization

We shall start our derivation of the general properties of a quantum closure by considering the simple case of a relation between the moments E and P_{rr} and the ansatz that they are related via

$$P_{rr} = L E R, \quad (11)$$

where L and R are two matrices. Since P_{rr} and E are both Hermitian, we require $L E R = R^\dagger E L^\dagger$. It is tempting to look at this requirement and conclude that the relationship between L and R must be $R = L^\dagger$, however this is not the only solution. Since E is Hermitian it has an eigenvalue matrix Λ_E related to E by a unitary matrix U_E , i.e. $E = U_E \Lambda_E U_E^\dagger$. Inserting this in place of E in Eq. (11) we realize that a more general solution to the relationship between L and R is

$$R = U_E D U_E^\dagger L^\dagger, \quad (12)$$

where D is a diagonal matrix of real numbers. The extra term $U_E D U_E^\dagger$ in equation (12) is allowed because it commutes with $U_E \Lambda_E U_E^\dagger$. Although there is no unique relation between L and R , setting D to be the unit matrix $\mathbb{1}$ so that $R = L^\dagger$ is the most convenient relation for now and so we define the quantum closure in the form:

$$P_{rr} = L E L^\dagger, \quad (13)$$

which is the statement that the two moments used in the closure are Hermitely congruent, or conjunctive. At

the end of this section we shall show how $D \neq \mathbb{1}$ generally emerges from a quantum closure and indeed, there are circumstances where one would need to make use of $D \neq \mathbb{1}$.

Our quest for a quantum closure now turns to finding an appropriate form for L . This can be done if we assume we know E and P_{rr} and have to compute a matrix which relates them according to Eq. (13). First, note that E and P_{rr} are both positive-semidefinite Hermitian matrices, since they are continuous sums of positive-semidefinite operators [70] with positive coefficients. We may then write E and P_{rr} as $E = \epsilon \epsilon^\dagger$ and $P_{rr} = \rho \rho^\dagger$. A Cholesky decomposition is an example of this matrix factorization but, in general, the factorization is not unique unless we impose additional constraints. Nevertheless, using such a decomposition, the solution for L is

$$L = \rho \epsilon^{-1}. \quad (14)$$

The matrix ϵ can be identified from the requirement that $E = \epsilon \epsilon^\dagger = U_E \Lambda_E U_E^\dagger$. The general solution for ϵ is therefore $\epsilon = U_E \Lambda_E^{1/2} S_E$ with $\Lambda_E^{1/2}$ the diagonal matrix whose elements are the positive square roots of the diagonal elements of Λ_E i.e. the matrix square root of Λ_E , and S_E an arbitrary unitary matrix. Similarly, if Λ_P is the matrix of the eigenvalues of P_{rr} and U_P the unitary matrix such that $P_{rr} = U_P \Lambda_P U_P^\dagger$, then we write $\rho = U_P \Lambda_P^{1/2} S_P$. Inserting these relations into Eq. (14) we find

$$L = U_P \Lambda_P^{1/2} S_P S_E^\dagger \Lambda_E^{-1/2} U_E^\dagger. \quad (15)$$

The matrices U_E and U_P can be factored as $U_E = \Upsilon_E \Psi_E$ and $U_P = \Upsilon_P \Psi_P$ where Ψ_E and Ψ_P are diagonal matrices of complex exponentials with arbitrary (Majorana) phases. The matrices Υ_P and Υ_E contain all the parts of U_P and U_E that can be uniquely determined by the requirement that they diagonalize P_{rr} and E respectively *and* that each column of U_P and/or U_E — which are the eigenvectors E and P_{rr} — satisfy an additional phase constraint e.g. that the entry in the first top row is positive and real. Inserting this factorization, using the fact that Ψ_E and Ψ_P commute with $\Lambda_P^{1/2}$ and $\Lambda_E^{-1/2}$ since all are diagonal, and choosing the arbitrary matrices S_E and S_P so that $\Psi_P S_P S_E^\dagger \Psi_E^\dagger = \mathbb{1}$, we find

$$L = \Upsilon_P X^{1/2} \Upsilon_E^\dagger, \quad (16)$$

where we have introduced the matrix $X^{1/2} = \Lambda_P^{1/2} \Lambda_E^{-1/2}$. Inserting this result into Eq. (13) for the closure relation and gathering terms as

$$P_{rr} = \Upsilon_P \left(X^{1/2} \left(\Upsilon_E^\dagger E \Upsilon_E \right) X^{1/2} \right) \Upsilon_P^\dagger, \quad (17)$$

we observe the general structure of the quantum closure relationship: the innermost term $\Upsilon_E^\dagger E \Upsilon_E$ produces the eigenvalue matrix Λ_E ; the term $X^{1/2} \Lambda_E X^{1/2}$ rescales the eigenvalue matrix Λ_E to the eigenvalue matrix Λ_P , and $\Upsilon_P \Lambda_P \Upsilon_P^\dagger$ ‘de-diagonalizes’ Λ_P . While Υ_E appears

in Eq. (16) for L , Υ_E can always be computed given the moment E so it is not independent of the moment and thus should not be regarded as introducing new parameters into the closure. Thus we find a quantum closure is a function of N_f^2 parameters where N_f is the number of neutrino flavors: the matrix X has N_f parameters, and Υ_P is a function of $N_f^2 - N_f$ parameters.

In the case of two neutrino flavors the two matrices Υ_E and Υ_P can be easily expressed in terms of the elements of E and P_{rr} . As shown in Appendix A, both E and P_{rr} can be expanded in terms of a set of Hermitian basis matrices $\{e^{\tilde{t}}, e^{\tilde{x}}, e^{\tilde{y}}, e^{\tilde{z}}\}$ with real coefficients:

$$M = M^{\tilde{t}} e^{\tilde{t}} + M^{\tilde{x}} e^{\tilde{x}} + M^{\tilde{y}} e^{\tilde{y}} + M^{\tilde{z}} e^{\tilde{z}}, \quad (18)$$

with $M \in \{E, P_{rr}\}$.

We also introduce for later convenience the hyper-

spherical angles η_M, θ_M, ϕ_M :

$$\begin{aligned} M^{\tilde{t}} &= \|M\|_F \cos \eta_M \\ M^{\tilde{x}} &= \|M\|_F \sin \eta_M \sin \theta_M \cos \phi_M \\ M^{\tilde{y}} &= \|M\|_F \sin \eta_M \sin \theta_M \sin \phi_M \\ M^{\tilde{z}} &= \|M\|_F \sin \eta_M \cos \theta_M, \end{aligned} \quad (19)$$

where $\|M\|_F$ is the Frobenius norm of M equal to $\|M\|_F^2 = (M^{\tilde{t}})^2 + (M^{\tilde{x}})^2 + (M^{\tilde{y}})^2 + (M^{\tilde{z}})^2$. The eigenvalue matrix for M is

$$\begin{aligned} \Lambda_M &= M^{\tilde{t}} e^{\tilde{t}} + |\vec{M}| e^{\tilde{z}} \\ &= M^{\tilde{t}} \left(e^{\tilde{t}} + v_M e^{\tilde{z}} \right), \end{aligned} \quad (20)$$

where \vec{M} is the 3-vector formed by the ‘space’ components of M i.e. $\vec{M} = (M^{\tilde{x}}, M^{\tilde{y}}, M^{\tilde{z}})$ and the ‘speed’ $v_M = |\vec{M}|/M^{\tilde{t}} = |\tan(\eta_M)|$.

Following the procedure for computing U given in [71] and using the notation introduced above, we find

$$U_E = \frac{1}{\sqrt{2v_E E^{\tilde{t}} (v_E E^{\tilde{t}} + E^{\tilde{z}})}} \begin{pmatrix} v_E E^{\tilde{t}} + E^{\tilde{z}} & E^{\tilde{x}} - \imath E^{\tilde{y}} \\ E^{\tilde{x}} + \imath E^{\tilde{y}} & -v_E E^{\tilde{t}} - E^{\tilde{z}} \end{pmatrix} \Psi_E = \Upsilon_E \Psi_E, \quad (21)$$

$$U_P = \frac{1}{\sqrt{2v_P P_{rr}^{\tilde{t}} (v_P P_{rr}^{\tilde{t}} + P_{rr}^{\tilde{z}})}} \begin{pmatrix} v_P P_{rr}^{\tilde{t}} + P_{rr}^{\tilde{z}} & P_{rr}^{\tilde{x}} - \imath P_{rr}^{\tilde{y}} \\ P_{rr}^{\tilde{x}} + \imath P_{rr}^{\tilde{y}} & -v_P P_{rr}^{\tilde{t}} - P_{rr}^{\tilde{z}} \end{pmatrix} \Psi_P = \Upsilon_P \Psi_P, \quad (22)$$

where $v_E = |\vec{v}_E| = |\vec{E}|/E^{\tilde{t}}$ and similarly for v_P , and Ψ_E and Ψ_P are the diagonal matrices of arbitrary phases. Thus we are able to identify the other terms in these equations as Υ_E and Υ_P and observe they are traceless, Hermitian and unitary matrices.¹ As shown in Appendix A, they are functions of θ_E, ϕ_E and θ_P, ϕ_P only. Thus for $N_f = 2$ flavors, the quantum closure is seen to be a function of four parameters: the two diagonal elements of X , and the two parameters θ_P and ϕ_P needed to define Υ_P . Though the parameters needed to describe Υ_E are already known if E is provided, we nevertheless include them in the closure because they serve as useful

reference values.

There are two ways to parameterize X : first we can define

$$X \equiv \begin{pmatrix} \chi_1 & 0 \\ 0 & \chi_2 \end{pmatrix}, \quad (23)$$

and after writing L as

$$L = \begin{pmatrix} L_{11} & L_{12} \\ L_{21} & L_{22} \end{pmatrix}, \quad (24)$$

we obtain

$$L_{11} = \sqrt{\chi_1} \Upsilon_E^{\tilde{z}} \Upsilon_P^{\tilde{z}} + \sqrt{\chi_2} \left(\Upsilon_E^{\tilde{x}} + \imath \Upsilon_E^{\tilde{y}} \right) \left(\Upsilon_P^{\tilde{x}} - \imath \Upsilon_P^{\tilde{y}} \right) \quad (25a)$$

$$= \sqrt{\chi_1} \cos \left(\frac{\theta_E}{2} \right) \cos \left(\frac{\theta_P}{2} \right) + \sqrt{\chi_2} \sin \left(\frac{\theta_E}{2} \right) \sin \left(\frac{\theta_P}{2} \right) e^{\imath(\phi_E - \phi_P)} \quad (25b)$$

¹ The traceless and Hermitian properties are unique to $N_f = 2$.

$$L_{12} = \sqrt{\chi_1} \Upsilon_P^{\tilde{z}} \left(\Upsilon_E^{\tilde{x}} - i \Upsilon_E^{\tilde{y}} \right) - \sqrt{\chi_2} \Upsilon_E^{\tilde{z}} \left(\Upsilon_P^{\tilde{x}} - i \Upsilon_P^{\tilde{y}} \right) \quad (25c)$$

$$= \sqrt{\chi_1} \sin\left(\frac{\theta_E}{2}\right) \cos\left(\frac{\theta_P}{2}\right) e^{-i\phi_E} - \sqrt{\chi_2} \cos\left(\frac{\theta_E}{2}\right) \sin\left(\frac{\theta_P}{2}\right) e^{-i\phi_P} \quad (25d)$$

$$L_{21} = \sqrt{\chi_1} \Upsilon_E^{\tilde{z}} \left(\Upsilon_P^{\tilde{x}} + i \Upsilon_P^{\tilde{y}} \right) - \sqrt{\chi_2} \Upsilon_P^{\tilde{z}} \left(\Upsilon_E^{\tilde{x}} + i \Upsilon_E^{\tilde{y}} \right) \quad (25e)$$

$$= \sqrt{\chi_1} \cos\left(\frac{\theta_E}{2}\right) \sin\left(\frac{\theta_P}{2}\right) e^{i\phi_P} - \sqrt{\chi_2} \sin\left(\frac{\theta_E}{2}\right) \cos\left(\frac{\theta_P}{2}\right) e^{i\phi_E} \quad (25f)$$

$$L_{22} = \sqrt{\chi_1} \left(\Upsilon_E^{\tilde{x}} - i \Upsilon_E^{\tilde{y}} \right) \left(\Upsilon_P^{\tilde{x}} + i \Upsilon_P^{\tilde{y}} \right) + \sqrt{\chi_2} \Upsilon_E^{\tilde{z}} \Upsilon_P^{\tilde{z}} \quad (25g)$$

$$= \sqrt{\chi_1} \sin\left(\frac{\theta_E}{2}\right) \sin\left(\frac{\theta_P}{2}\right) e^{-i(\phi_E - \phi_P)} + \sqrt{\chi_2} \cos\left(\frac{\theta_E}{2}\right) \cos\left(\frac{\theta_P}{2}\right). \quad (25h)$$

In the second line of each pair of equations above we have inserted the expressions for the components of Υ_E and Υ_P from Appendix A. Alternatively we can write X as

$$X = \chi \begin{pmatrix} \frac{1+v_P}{1+v_E} & 0 \\ 0 & \frac{1-v_P}{1-v_E} \end{pmatrix}, \quad (26)$$

where χ and v_P are the two free parameters and v_E is computed from the moment E . The connection between the two parameterizations of the X matrix, (23) and (26), reads:

$$\begin{aligned} \chi &= \frac{1}{2} [\chi_1(1+v_E) + \chi_2(1-v_E)], \\ \chi v_P &= \frac{1}{2} [\chi_1(1+v_E) - \chi_2(1-v_E)]. \end{aligned} \quad (27)$$

In this alternative form the parameter $\chi = P^{\tilde{t}}/E^{\tilde{t}}$ is a ‘classical’ parameter in the sense that neutrino oscillations do not alter this term, but it differs from the usual meaning of an Eddington ratio because it includes both electron neutrinos *and* the x flavor. This second parameterization is useful because, when inserted into equations (25a) through (25h), and then express E and P_{rr} in terms of their components (18), we find the succinct expressions:

$$P_{rr}^{\tilde{t}} = \chi E^{\tilde{t}}, \quad (28a)$$

$$P_{rr}^{\tilde{x}} = v_P \chi E^{\tilde{t}} \sin\theta_P \cos\phi_P, \quad (28b)$$

$$P_{rr}^{\tilde{y}} = v_P \chi E^{\tilde{t}} \sin\theta_P \sin\phi_P, \quad (28c)$$

$$P_{rr}^{\tilde{z}} = v_P \chi E^{\tilde{t}} \cos\theta_P. \quad (28d)$$

Before proceeding, we give some final remarks about quantum closures in general, not just the $N_f = 2$ case. First, as stated at the beginning of this section, there appears to be an additional degree of freedom in the closure that we have ignored when we set the matrix D in Eq. (12) to the unit matrix. This inference is not correct although there is certainly an ambiguity in a quantum closure as we now show. We observe that given the decomposition of L in Eq. (16) and that $X^{1/2}$ and $\Upsilon_E^\dagger E \Upsilon_E$

commute, one could instead write Eq. (17) in two different ways:

$$P_{rr} = \Upsilon_P X \Upsilon_E^\dagger E \Upsilon_E \Upsilon_P^\dagger, \quad (29)$$

or

$$P_{rr} = \Upsilon_P \Upsilon_E^\dagger E \Upsilon_E X \Upsilon_P^\dagger. \quad (30)$$

This shows that we could have assigned instead $L = \Upsilon_P \Upsilon_E^\dagger$ and $R = \Upsilon_E X \Upsilon_P^\dagger = \Upsilon_E X \Upsilon_E^\dagger L^\dagger$. This assignment for R is exactly of the general form (i.e. D not equal to the unit matrix) given in Eq. (12). Thus there is not really an additional degree of freedom missing from Eq. (17) but rather there is an ambiguity arising from the decision about which order to write the terms in the equation.

Secondly, our derivation of a general quantum closure considered only a relationship between the moments E and P_{rr} but we also note in passing that it is also possible to consider a relationship between P_{rr} and F_r , or a combination of the two (this is notably what appears naturally in the extension of the quantum maximum entropy closure for small flavor coherence, see [64]). The issue we encounter when using F_r instead of E is that F_r does not have to be a positive-semidefinite matrix, hence its eigenvalues are not guaranteed to be positive. Therefore, the square root of its eigenvalue matrix, Λ_F , would not be Hermitian. Thus the form for L given in Eq. (16) cannot be used but, appealing to Eq. (30), a viable form for L and the relationship between P_{rr} and F_r , valid even if the eigenvalues of F_r are not positive, is

$$P_{rr} = \Upsilon_P Y \Upsilon_F^\dagger F_r \Upsilon_F \Upsilon_P^\dagger = \Upsilon_P \Upsilon_F^\dagger F_r \Upsilon_F Y \Upsilon_P^\dagger. \quad (31)$$

where Υ_F is the reduced unitary matrix that diagonalizes F_r to its eigenvalue matrix Λ_F , and we define $Y = \Lambda_P \Lambda_F^{-1}$.

B. Limits on the Closure Parameters

For a closure relating the energy density E and the pressure P_{rr} , the parameters are limited to ranges in

order that the moments be physically realizable. One set of limits arises because both P_{rr} and E are positive-semidefinite matrices; another set arises because E and P_{rr} are related independently of the closure.

The positive-semidefinite nature of P_{rr} and E can be expressed as

$$\begin{aligned} 0 &\leq P_{rr}^{\tilde{t}}, \\ 0 &\leq |\vec{P}_{rr}| \leq P_{rr}^{\tilde{t}}, \end{aligned} \quad (32)$$

and similarly for elements of the energy density. This is more intuitively true in classical flavor-diagonal distributions, and this requirement is more generally equivalent to stating that the diagonal components of each tensor must be positive in *any* flavor basis. These constraints translate into the requirement that $\chi \geq 0$, $0 \leq v_P \leq 1$. The Frobenius norm of P_{rr} is $\|P_{rr}\|_F = P_{rr}^{\tilde{t}} \sqrt{1 + v_P^2}$ so we see that the norm lies in the range $P_{rr}^{\tilde{t}} \leq \|P_{rr}\|_F \leq \sqrt{2} P_{rr}^{\tilde{t}}$. Thus the angle η_P must lie in the range $0 \leq \eta_P \leq \pi/4$, and similarly for η_E .

Additional limits arise because E and P_{rr} are related. By construction, the spatial trace of any moment reduces the rank of the moment by two. That is,

$$\sum_i P_{ii} = E. \quad (33)$$

Thus, using spherical coordinates and assuming axial symmetry around the radial direction, we find

$$E = P_{rr} + P_{\theta\theta} + P_{\phi\phi} = P_{rr} + 2P_{\theta\theta}, \quad (34)$$

which applies to each flavor component of the moments. Since $P_{\theta\theta}$ is also positive-semidefinite, i.e. $0 \leq P_{\theta\theta}^{\tilde{t}}$ and $|\vec{P}_{\theta\theta}| \leq P_{\theta\theta}^{\tilde{t}}$, this immediately tells us that the closure must be such that $P_{rr}^{\tilde{t}} \leq E^{\tilde{t}}$ and that $|\vec{E} - \vec{P}_{rr}| \leq E^{\tilde{t}} - P_{rr}^{\tilde{t}}$. The first constraint reads $\chi \leq 1$. The second constraint leads to limits on the angles θ_P and ϕ_P which requires a short digression into matrix alignment.

Independent of the closure, the degree of similarity between the two moments E and P_{rr} can be measured by the degree to which they ‘align’. The notions of matrix alignment can be defined in various ways. As shown in Appendix A, we can define the ‘angle’ Ξ between the energy density E and the pressure tensor component P_{rr} to be

$$\begin{aligned} \cos \Xi &\equiv \frac{\langle E, P_{rr} \rangle_F}{\|E\|_F \|P_{rr}\|_F} \\ &= \cos \eta_E \cos \eta_P + \sin \eta_E \sin \eta_P \times \\ &\quad [\cos \theta_E \cos \theta_P + \sin \theta_E \sin \theta_P \cos(\phi_E - \phi_P)]. \end{aligned} \quad (35)$$

However this is not the only alignment angle one can define. Since one can isolate the ‘spatial’ part of a moment in flavor space by subtracting the ‘time’ component, we can also define an angle ξ between the spatial parts of E and P_{rr} as

$$\cos \xi \equiv \frac{\langle E - E^{\tilde{t}} e^{\tilde{t}}, P_{rr} - P_{rr}^{\tilde{t}} e^{\tilde{t}} \rangle_F}{\|E - E^{\tilde{t}} e^{\tilde{t}}\|_F \|P_{rr} - P_{rr}^{\tilde{t}} e^{\tilde{t}}\|_F}$$

$$\begin{aligned} &= \frac{\vec{E} \cdot \vec{P}_{rr}}{|\vec{E}| |\vec{P}_{rr}|} \\ &= \cos \theta_E \cos \theta_P + \sin \theta_E \sin \theta_P \cos(\phi_E - \phi_P). \end{aligned} \quad (36)$$

Thus Ξ and ξ are related via

$$\cos \Xi = \cos \eta_E \cos \eta_P + \sin \eta_E \sin \eta_P \cos \xi. \quad (37)$$

Returning to the constraint $|\vec{E} - \vec{P}_{rr}| \leq E^{\tilde{t}} - P_{rr}^{\tilde{t}}$, we find this is equivalent to the requirement that the alignment angle Ξ satisfy

$$\cos \Xi \geq \frac{2\chi + v_E^2 + \chi^2 v_P^2 - (1 - \chi)^2}{2\chi \sqrt{1 + v_E^2} \sqrt{1 + v_P^2}}, \quad (38)$$

and / or that ξ must satisfy

$$\cos \xi \geq \frac{v_E^2 + \chi^2 v_P^2 - (1 - \chi)^2}{2\chi v_E v_P}. \quad (39)$$

The two requirements can be shown to be related. From Eq. (38), one may show that for $1 > \chi > 1/3$ the minimum value of the right hand side occurs at $v_E = 0$ and $v_P = \sqrt{(1 - 3\chi)(\chi - 1)}/\chi$, so that

$$\cos \Xi \geq \sqrt{4\chi - 2\chi^2 - 1}. \quad (40)$$

For $\chi < 1/3$, the minimum is at $v_E = v_P = 0$, and we obtain

$$\cos \Xi \geq \frac{4\chi - \chi^2 - 1}{2\chi}. \quad (41)$$

Using the relation between Ξ and ξ we can turn this result into

$$\cos \xi \geq \frac{\sqrt{1 + v_E^2} \sqrt{1 + v_P^2} \cos \Xi_{\max} - 1}{v_E v_P}, \quad (42)$$

where $\cos \Xi_{\max}$ is the right hand side of either Eq. (40) or (41) given the value of χ . Both equations (39) and (42) show that the angle between spatial parts of E and P_{rr} is limited for given values of χ and v_P . If ξ_{\max} is the largest value of ξ that satisfies Eq. (42), then from Eq. (36) we see that θ_P and ϕ_P must be such that

$$\cos \theta_E \cos \theta_P + \sin \theta_E \sin \theta_P \cos(\phi_E - \phi_P) \geq \cos \xi_{\max}. \quad (43)$$

From this result we find $|\theta_E - \theta_P| \leq \xi_{\max}$ and the difference $\phi_E - \phi_P$ must satisfy

$$\cos(\phi_E - \phi_P) \geq \frac{\cos \xi_{\max} - \cos^2 \theta_E}{\sin^2 \theta_E}. \quad (44)$$

At $\theta_E = \pi/2$ the absolute value of the difference between the two phase angles is restricted to be $|\phi_E - \phi_P| \leq \xi_{\max}$ but at other values of θ_E , the difference $|\phi_E - \phi_P|$ can be larger than ξ_{\max} .

Limiting regimes — We end this section by commenting on the two physical limits of optically thick and thin regimes. In the diffusive limit, for which distributions are isotropic, Eq. (3) reads $P_{rr}^{(ab)} = E^{(ab)}/3$, which corresponds to $\chi = 1/3$, $v_P = v_E$ (so $\eta_P = \eta_E$), $\theta_P = \theta_E$ and $\phi_P = \phi_E$. The alignment angles (35) and (36) are then $\cos \xi = \cos \Xi = 1$. In the free-streaming regime, we have $P_{rr}^{(ab)} = E^{(ab)}$ for all pair (a, b) of flavors, which corresponds to $\chi = 1$, $v_P = v_E$, $\theta_P = \theta_E$ and $\phi_P = \phi_E$. Once again, $\cos \xi = \cos \Xi = 1$. The richness of possible quantum closures, encoded in our parameterization, then reveals itself in the intermediate regimes.

IV. NUMERICAL CALCULATIONS

With our general framework in hand, we continue to explore quantum closures by undertaking several numerical calculations. The first goal of these calculations is to derive the quantum closure from approaches which allow us to determine the moments independently i.e. we are able to find the distribution matrices ϱ and $\bar{\varrho}$ at a given location and compute the moments, and our second goal is to try out the quantum closures we find in a moment based evolution code to examine if the use of quantum closures improves the agreement between moment based evolution and the other methods.

The first goal is the challenge. Codes which allow us to compute in non-trivial scenarios the density matrices ϱ and $\bar{\varrho}$ - what we shall call multi-angle codes - are naturally computationally expensive. Scenarios which involve time *and* spatial variations of the moments introduce additional challenges associated with advection that we wish to avoid. For these reasons, we consider two cases where the evolution equations for the multi-angle problem and the moments reduce to ODEs. If we consider a steady-state then we remove the time dependence and the simplest non-trivial steady-state multi-angle scenario is the Bulb Model first solved by Duan *et al.* [72, 73]. Alternatively, if we assume homogeneity then we remove the spatial dependence and the evolution equations reduce to ODEs in time.

A. Steady-State MSW Problem

We start by considering the steady-state multi-angle Bulb Model problem where only the vacuum and matter terms contribute to the Hamiltonian H — see Sec. II for the expressions. This same test problem was considered previously in [59]. We re-consider it here because a) it has an analytic solution [74] that allows us to verify our codes, and b) the multi-angle and moment calculations do not agree when a scalar closure is used, indicating the necessity of using a quantum closure. The geometry of the Bulb Model is well known but we include it here for completeness. The neutrino and antineutrino emission occurs from a spherical neutrinosphere with a radius R_ν .

Neutrinos which are emitted at an angle θ_R relative to the radial direction at the emission surface make an angle θ with respect to the radial direction at the radial location r above the source. In a flat spacetime the angles θ and θ_R are related via

$$\cos \theta = \sqrt{1 - \left(\frac{R_\nu \sin \theta_R}{r}\right)^2}. \quad (45)$$

Also in a flat spacetime, the neutrinos have traveled a distance λ given by

$$\lambda = r \cos \theta - \sqrt{R_\nu^2 - r^2 \sin^2 \theta} \quad (46)$$

from their emission point and if they were emitted with energy q_R then their energy at radius r will be the same i.e. $q = q_R$. The flavor evolution of neutrinos in a curved spacetime has been considered elsewhere [75–87], but for now we relegate quantum closures in curved spacetime to future considerations.

1. Numerical setup

The density matrices $\varrho(R_\nu, \theta_R, q_R)$ and $\bar{\varrho}(R_\nu, \theta_R, q_R)$ for the neutrinos and antineutrinos at the emission surface are taken to be diagonal in flavor space, consistently with the emission of (anti)neutrinos in pure flavor states. The diagonal elements of the density matrices are typically taken to be of the form

$$\varrho^{(aa)}(R_\nu, \theta_R, q_R) = A^{(a)} Q^{(a)}(q_R) \Theta^{(a)}(\theta_R), \quad (47)$$

where $A^{(a)}$ is a normalization constant allowing to get the desired initial flux or luminosity, and similarly for the antineutrinos. $Q^{(a)}$ is a function describing the energy spectrum for flavor a and in the numerical test case we shall consider only a single energy so that $Q^{(a)}$ is a delta-function at the chosen energy. $\Theta^{(a)}$ is a function describing the angular spectrum for flavor a and the form of the initial angular distributions is often taken to be that introduced by [88],

$$\Theta^{(a)}(\theta_R) = (\beta^{(a)} + 2) [\cos(\theta_R)]^{\beta^{(a)}}. \quad (48)$$

The case of half-isotropic emission corresponds to $\beta^{(a)} = 0$. The factor of $(\beta^{(a)} + 2)$ in Eq. (48) normalizes the angular distribution. For every emission angle (and each energy if we consider a multi-energy calculation), we introduce an evolution matrix $S(r, \theta, q; R_\nu, \theta_R, q_R)$ that relates the density matrix $\varrho(r, \theta, q)$ at radial coordinate r for neutrinos with energy q propagating at angle θ relative to the radial direction, to the initial distribution matrices (47). The matrix $\bar{S}(r, \theta, q; R_\nu, \theta_R, q_R)$ serves in the same role for antineutrinos. The matrix $S(r, \theta, q; R_\nu, \theta_R, q_R)$ evolves according to the Schrödinger equation

$$i \frac{dS}{d\lambda} = H S, \quad (49)$$

where H is the Hamiltonian from Eq. (4) but we only retain the vacuum and matter terms, and λ is the affine parameter along the trajectory. The antineutrinos evolve according to the Hamiltonian \bar{H} . S and \bar{S} are initially the identity matrices and this does not change if we start our calculation at a radius other than the neutrinosphere and assume no flavor evolution has occurred up to that point.

The evolution equations for the moments were previ-

$$E(r_0, q) = \frac{R_\nu^2}{2r_0^2} \left(\frac{q}{2\pi}\right)^3 \begin{pmatrix} A^{(e)} Q^{(e)}(q) {}_2F_1\left(1, \frac{1}{2}, 2 + \frac{\beta^{(e)}}{2}, \frac{R_\nu^2}{r_0^2}\right) & 0 \\ 0 & A^{(x)} Q^{(x)}(q) {}_2F_1\left(1, \frac{1}{2}, 2 + \frac{\beta^{(x)}}{2}, \frac{R_\nu^2}{r_0^2}\right) \end{pmatrix}, \quad (50)$$

$$F_r(r_0, q) = \frac{R_\nu^2}{2r_0^2} \left(\frac{q}{2\pi}\right)^3 \begin{pmatrix} A^{(e)} Q^{(e)}(q) & 0 \\ 0 & A^{(x)} Q^{(x)}(q) \end{pmatrix}, \quad (51)$$

$$P_{rr}(r_0, q) = \frac{R_\nu^2}{2r_0^2} \left(\frac{q}{2\pi}\right)^3 \begin{pmatrix} A^{(e)} Q^{(e)}(q) {}_2F_1\left(1, -\frac{1}{2}, 2 + \frac{\beta^{(e)}}{2}, \frac{R_\nu^2}{r_0^2}\right) & 0 \\ 0 & A^{(x)} Q^{(x)}(q) {}_2F_1\left(1, -\frac{1}{2}, 2 + \frac{\beta^{(x)}}{2}, \frac{R_\nu^2}{r_0^2}\right) \end{pmatrix}, \quad (52)$$

where ${}_2F_1(a, b, c, z)$ is the ordinary hypergeometric function.

Finally, for this test problem we set the matter density to be a constant of $\rho = 8 \times 10^3 \text{ g cm}^{-3}$ and electron fraction $Y_e = 0.5$. For the difference of the neutrino squared mass we use $\Delta m^2 = m_2^2 - m_1^2 = 6.9 \times 10^{-4} \text{ eV}^2$ and $\vartheta_V = 16.5^\circ$. The density and mixing parameters are chosen so as to put the $q = 1 \text{ MeV}$ neutrinos on an MSW resonance. From these parameters we find the wavelength of the oscillations of the neutrinos to be 6.6 km and for the antineutrinos it is 2 km. All species of neutrinos and antineutrinos are assumed to be emitted half-isotropically (i.e., $\beta = 0$) from a neutrinosphere at $R_\nu = 10 \text{ km}$.

Multi-angle code — To perform the steady-state multi-angle calculation, the emission angle relative to the radial direction at the neutrinosphere, θ_R , is discretized into $N_A = 9001$ angle bins uniformly spaced in $u_R = \sin^2 \theta_R$. This distribution in angles ensures a better sampling of the path lengths from the neutrinosphere to a given radial point r compared to angle bins uniformly sampled in θ_R . The evolution matrices S and \bar{S} are parameterized to ensure unitarity and the evolution equations for the parameters are solved using an explicit adaptive step size Runge-Kutta algorithm employing the Cash-Karp set of coefficients. The radial step size is limited to allow a maximum absolute numerical error of the integration variables of 10^{-10} . At any given radial coordinate r we construct the moments according to the definitions given in Eqs. (1) through (3). We can then compute the ‘true’ closure parameters from these constructed moments.

Moment code — The steady-state moment evolution code we use is a slightly modified version of the code de-

scribed in Eqs. (10a) through (10d) and in the steady-state, these equations become ODEs for the radial component of the differential energy flux vectors F_r and \bar{F}_r , and the ‘ rr ’ components of the pressure tensors P_{rr} and \bar{P}_{rr} . Thus, in steady-state problems the ‘missing’ moments are actually the energy densities E and \bar{E} . If we start our moment calculation at a radius r_0 other than the neutrinosphere R_ν and assume no flavor evolution has occurred up that point, the initial conditions for the moments are [59]

scribed in [59]. The small modification we have made is to use the same adaptive step-size Runge Kutta algorithm as the multi-angle code described above to solve the ODEs for the moments rather than a partial differential equation solver.

To solve the moment evolution equations we need to provide a closure. The exact closure is known already from the results of the steady-state multi-angle code but in what follows, we shall consider cases where we make only partial use of the closure parameters.

2. Results

Multi-angle calculation — We first show on Fig. 1 the closure parameters obtained from the multi-angle solution of this MSW test problem. Since the two neutrino flavors have the same neutrinosphere, we are able to compute the χ parameter analytically in this case [59] and find:

$$\chi(r) = \frac{1}{3} \left[2 - \left(\frac{R_\nu}{r}\right)^2 + \sqrt{1 - \left(\frac{R_\nu}{r}\right)^2} \right]. \quad (53)$$

This expression is shown as the black dotted line on Fig. 1, and agrees very closely with the multi-angle results. As we get away from the neutrinosphere at $R_\nu = 10 \text{ km}$, χ increases from $1/3$ — consistent with the half-isotropic emission at $r = R_\nu$ — to 1 — as the trajectories of the neutrinos become more closely aligned with the radial direction.

The evolution of the other closure parameters can be understood as a consequence of the decreasing coherence

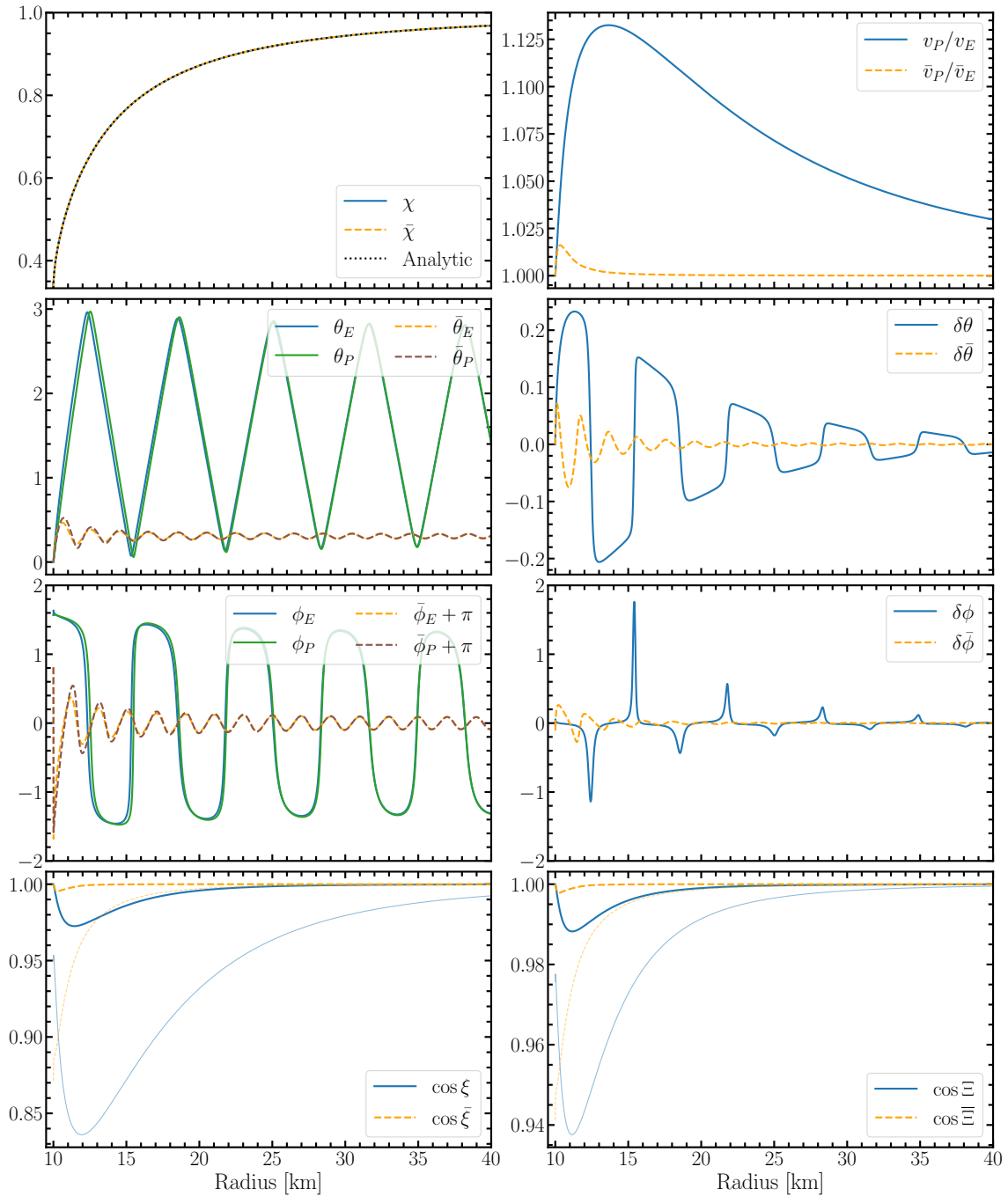


FIG. 1. Parameters of the quantum closure as a function of the radial coordinate for the constant matter test problem described in Sec. IV A: χ and $\bar{\chi}$ (top left panel), ratios v_P/v_E , \bar{v}_P/\bar{v}_E (top right panel), angles θ_E , θ_P , $\bar{\theta}_E$ and $\bar{\theta}_P$ (second row, left panel), their differences $\delta\theta = \theta_E - \theta_P$ and $\delta\bar{\theta} = \bar{\theta}_E - \bar{\theta}_P$ (second row, right panel), phases ϕ_E , ϕ_P , $\bar{\phi}_E$ and $\bar{\phi}_P$ (third row, left panel), their differences $\delta\phi = \phi_E - \phi_P$ and $\delta\bar{\phi} = \bar{\phi}_E - \bar{\phi}_P$ (third row, right panel), and the alignment angles $\cos \xi$, $\cos \bar{\xi}$ computed from Eq. (36) (bottom left panel) and $\cos \Xi$, $\cos \bar{\Xi}$ computed from Eq. (35) (bottom right panel). In the top left panel we also plot the analytic expression for χ and $\bar{\chi}$ given in Eq. (53). We added π to the antineutrino phases ($\bar{\phi}_E$, $\bar{\phi}_P$) on the third row, left panel, so that they vary in the same range as (ϕ_E , ϕ_P). In the bottom panels, the light curves show the lower limits on the alignment angles given by the right-hand side of Eqs. (38) and (39).

of neutrinos which have traveled along different trajectories from the neutrinosphere to a given point above it, and the different weighting — the \hat{q} terms in Eqs. (1)

through (3) for the definition of the moments — of those trajectories when computing the moments. For a single neutrino or antineutrino the eigenvalues of the density

matrix do not change along the trajectory because the eigenstates of a constant Hamiltonian (as in our case) have constant amplitude, but the eigenvalues of a moment converge due to decoherence. The P_{rr} pressure moment weights the neutrinos traveling along the radial direction more heavily than neutrinos traveling along other directions, whereas the energy density weights them all equally. Thus initially the v_P parameter, which measures the splitting of the eigenvalues of P_{rr} , decreases more slowly than v_E and so the ratio v_P/v_E initially increases. But v_E and v_P do not decrease with the radius r to zero in this particular problem: there is always some finite amount of coherence between neutrinos because the path-length difference of any two neutrinos is bounded from above by the radius of the neutrinosphere which is $R_\nu = 10$ km, and the oscillation wavelength of a neutrino — 6.6 km with our chosen parameters — is similar to this scale. Thus eventually both v_E and v_P will approach a finite asymptote and we should expect v_E to approach the asymptote at a smaller radius r than v_P . Therefore once v_E is sufficiently close to its asymptotic value, the ratio v_P/v_E will decrease due to the continued evolution of v_P . The same explanation also works for the antineutrinos but now the oscillation wavelength is only 2 km, so the turnover of the ratio \bar{v}_P/\bar{v}_E happens at a smaller radius r .

The closure parameters θ_E , θ_P , ϕ_E and ϕ_P measure the orientation of the ‘spatial’ part of the moment 4-vectors in flavor space part — see Appendix A. Note that the wavelength of the oscillations of $\phi_{E,P}$ (resp. $\bar{\phi}_{E,P}$) is consistent with the MSW oscillation length of 6.6 km (resp. 2 km). For a single neutrino the equivalent ‘spatial’ part of the density matrix precesses around the spatial part of the Hamiltonian [74]. The closer the neutrino is to the MSW resonance, the more the axis of precession lies in the (\tilde{x}, \tilde{y}) plane. The moments behave similarly, except that the angle of the precession cone is reduced because of decoherence, since we sum contributions from the spatial parts of individual neutrino density matrices which have different phases.

Finally, the two angles ξ and Ξ measure the alignment of the moments. The evolution of these angles with radius r is similar to the evolution of v_P/v_E and \bar{v}_P/\bar{v}_E : initially the angle between the moments grows but then reaches a maximum — $\xi_{max} \sim 14^\circ$, $\Xi_{max} \sim 8^\circ$ for neutrinos and much smaller for antineutrinos — and then turnover and approach zero at large radii. Again, this behavior is to be expected due to the different rates at which the moments approach their asymptotic solutions. The light curves on the bottom panel of Fig. 1 show the minimum values allowed for $\cos \Xi$ and $\cos \xi$ according to Eqs. (38) and (39). The alignment angles are always significantly smaller than the allowed limit, except at large radii where decoherence ‘locks’ the energy and pressure moments, such that the limits asymptote to 1.

Moment calculation with quantum closure — In Figures 2 through 5 we show the results of the moment code for four different closures. The plotted quantity is the

effective transition probability defined from the flux moment to be

$$\mathbb{P}_{\nu_x \rightarrow \nu_e}(r) \equiv \mathbb{P}_{xe} = \frac{r^2 F_r^{(ee)}(r) - R_\nu^2 F_r^{(xx)}(R_\nu)}{R_\nu^2 [F_r^{(ee)}(R_\nu) - F_r^{(xx)}(R_\nu)]}, \quad (54)$$

$$\mathbb{P}_{\bar{\nu}_x \rightarrow \bar{\nu}_e}(r) \equiv \bar{\mathbb{P}}_{xe} = \frac{r^2 \bar{F}_r^{(ee)}(r) - R_\nu^2 \bar{F}_r^{(xx)}(R_\nu)}{R_\nu^2 [\bar{F}_r^{(ee)}(R_\nu) - \bar{F}_r^{(xx)}(R_\nu)]}. \quad (55)$$

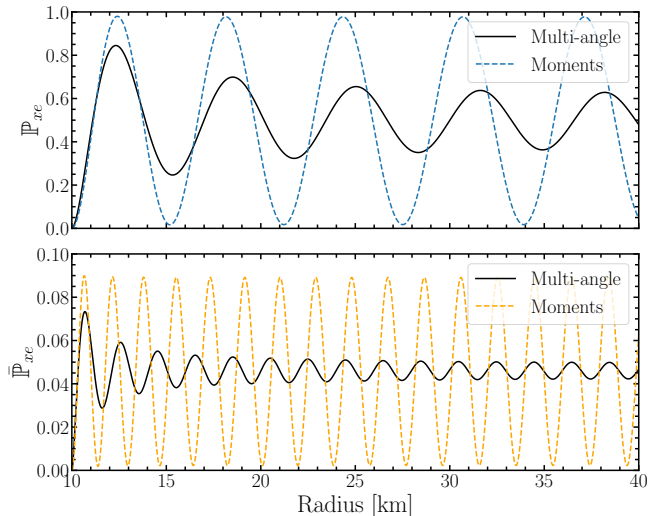


FIG. 2. Net transition probability \mathbb{P}_{xe} for neutrinos (top panel), and $\bar{\mathbb{P}}_{xe}$ for antineutrinos (bottom panel) as a function of the radial coordinate, computed from the moment and multi-angle codes. χ and $\bar{\chi}$ are computed from the multi-angle calculation then used as input to the moment code. All the other closure parameters are assigned as $v_E = v_P$, $\bar{v}_E = \bar{v}_P$, $\theta_E = \theta_P$, $\bar{\theta}_E = \bar{\theta}_P$, $\phi_E = \phi_P$, and $\bar{\phi}_E = \bar{\phi}_P$.

In Fig. 2 we use a closure where we only use the closure parameters $\chi(r)$ and $\bar{\chi}(r)$ computed from the multi-angle results — which are, once again, analytically predictable with Eq. (53) — while the remaining closure parameters are chosen to be $v_E = v_P$, $\bar{v}_E = \bar{v}_P$, $\theta_E = \theta_P$, $\bar{\theta}_E = \bar{\theta}_P$, $\phi_E = \phi_P$, and $\bar{\phi}_E = \bar{\phi}_P$. This is the same case as [59]. From the figure we see that while the wavelength of the flavor oscillations of both the neutrinos and antineutrinos is approximately correct, the amplitude is clearly wrong when using this closure. This moment calculation is not able to fully account for the decoherence of the neutrinos travelling along different trajectories from the neutrinosphere which results in a decrease of the amplitude of $(\mathbb{P}_{xe}, \bar{\mathbb{P}}_{xe})$ with increasing radius.

In Fig. 3 we again use closure parameters $\chi(r)$ and $\bar{\chi}(r)$ computed from the multi-angle results and also compute $\delta v = v_E - v_P$ and $\delta \bar{v} = \bar{v}_E - \bar{v}_P$. In the moment code we compute v_P and \bar{v}_P from P_{rr} and \bar{P}_{rr} using Eq. (28) and the parameters v_E and \bar{v}_E are obtained as $v_E = v_P + \delta v$ and $\bar{v}_E = \bar{v}_P + \delta \bar{v}$. The remaining closure parameters remain as $\theta_E = \theta_P$, $\bar{\theta}_E = \bar{\theta}_P$, $\phi_E = \phi_P$, and $\bar{\phi}_E = \bar{\phi}_P$. Since δv and $\delta \bar{v}$ are non-zero, this quantum closure allows different flavors to be treated differently. Compared

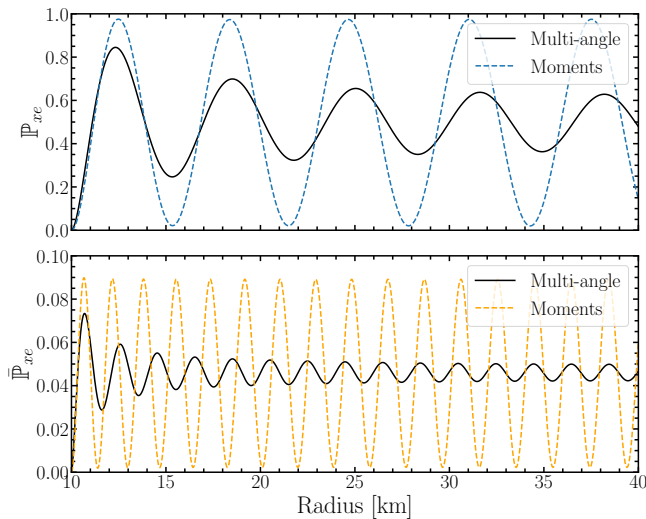


FIG. 3. The same as Fig. 2 but now we also compute $\delta v = v_E - v_P$ and $\delta \bar{v} = \bar{v}_E - \bar{v}_P$ from the multi-angle results (see Fig. 1) and in the moment code assign $v_E = v_P + \delta v$ and $\bar{v}_E = \bar{v}_P + \delta \bar{v}$.

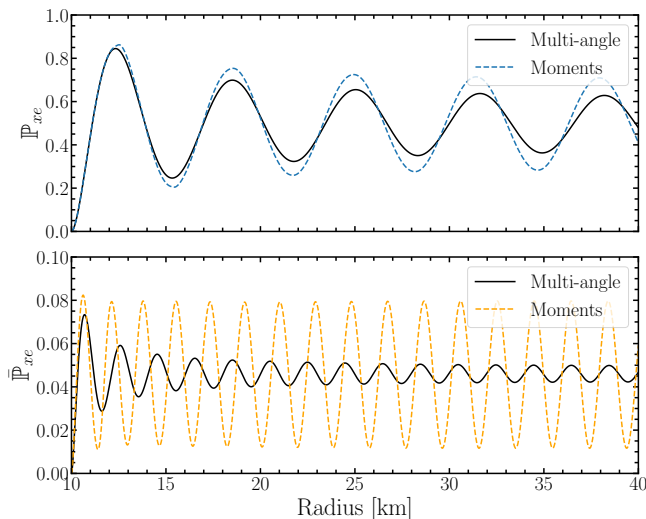


FIG. 4. The same as Fig. 3 but now we also compute $\delta \theta = \theta_E - \theta_P$ and $\delta \bar{\theta} = \bar{\theta}_E - \bar{\theta}_P$ from the multi-angle results and in the moment code assign $\theta_E = \theta_P + \delta \theta$ and $\bar{\theta}_E = \bar{\theta}_P + \delta \bar{\theta}$ in the closure.

to Fig. 2, we observe a moderate improvement of the agreement of the wavelength of the flavor oscillations.

For the next iteration of the quantum closures we start with the closure used to make Fig. 3 and replace the assignment $\theta_E = \theta_P$, $\bar{\theta}_E = \bar{\theta}_P$ by computing the quantities $\delta \theta = \theta_E - \theta_P$ and $\delta \bar{\theta} = \bar{\theta}_E - \bar{\theta}_P$ from the multi-angle results. We find θ_E and $\bar{\theta}_E$ by first finding θ_P and $\bar{\theta}_P$ from P_{rr} and \bar{P}_{rr} and then using $\theta_E = \theta_P + \delta \theta$ and $\bar{\theta}_E = \bar{\theta}_P + \delta \bar{\theta}$. Fig. 4 shows the results and we observe that the agreement of the amplitude of the flavor oscillations of the neutrinos is improved compared to the results

seen in Fig. 3, but the amplitude of the flavor oscillations of the antineutrinos barely changes from that in Fig. 3.

Finally, in Fig. 5 we replace the assignment in the closure of $\phi_E = \phi_P$, and $\bar{\phi}_E = \bar{\phi}_P$ with $\phi_E = \phi_P + \delta \phi$, and $\bar{\phi}_E = \bar{\phi}_P + \delta \bar{\phi}$ where $\delta \phi = \phi_E - \phi_P$ is taken from the multi-angle results and similarly for $\delta \bar{\phi} = \bar{\phi}_E - \bar{\phi}_P$. The figure shows that the results from the moment code and the multi-angle code now match very well. The small differences are attributable to numerical error coming from the ODE integrator and/or the algorithms used to interpolate δv , $\delta \bar{v}$, $\delta \theta$, $\delta \bar{\theta}$, $\delta \phi$ and $\delta \bar{\phi}$.

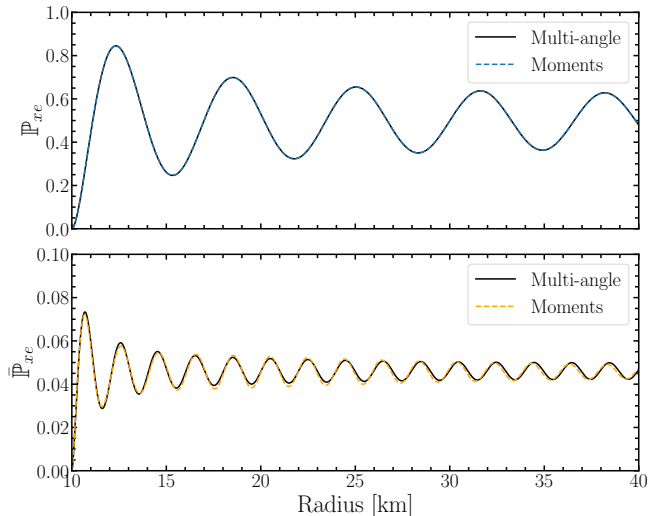


FIG. 5. The same as Fig. 4 but we now extract $\delta \phi = \phi_E - \phi_P$ and $\delta \bar{\phi} = \bar{\phi}_E - \bar{\phi}_P$ from the multi-angle results and assign $\phi_E = \phi_P + \delta \phi$ and $\bar{\phi}_E = \bar{\phi}_P + \delta \bar{\phi}$ in the closure of the moment code.

B. Homogeneous Fast Flavor Instability

We now consider a system where self-interactions drive the dynamics, specifically, a system experiencing a “fast” flavor instability [5].

1. Numerical setup

We consider a homogeneous, mono-energetic gas of neutrinos and antineutrinos in cartesian coordinates with axial symmetry around the z axis. The equations of motion are the same as (4) and (10) with $r \rightarrow z$, and without the spatial derivative and geometric terms coming from spherical symmetry on the left-hand side. Namely, it reads for neutrinos:

$$\frac{\partial \varrho}{\partial t} = -\imath [H_V + H_M + H_E - \mu H_F, \varrho], \quad (56)$$

$$\frac{dE}{dt} = -\imath [H_V + H_M + H_E, E] + \imath [H_F, F_z], \quad (57)$$

$$\frac{dF_z}{dt} = -\iota[H_V + H_M + H_E, F_z] + \iota[H_F, P_{zz}]. \quad (58)$$

With our choice of initial conditions, this system presents a crossing between the electron neutrino and antineutrino angular distributions, hence it should present a fast flavor instability (FFI) [89, 90]. In this particular case, the system is homogeneously unstable, so we can demonstrate evolution of a flavor instability without considering inhomogeneous perturbations.

The first angular moments of the (anti)neutrino initial distributions we consider are given in Table I. They correspond to the conditions found in an actual neutron star merger environment. Specifically, the flavor configuration is obtained from the 5 ms post-merger snapshot of the M1 simulation in [91], namely, from the grid point of coordinates ($X = 64.6$ km, $Y = 0$ km, $Z = 6.8$ km) — see, e.g., [62, 92] for a discussion of the FFI in this NSM snapshot. The local basis (x, y, z) is chosen such that the net ELN flux $\vec{F}^{(ee)} - \vec{F}^{(\bar{e}e)}$ is along the z axis. With this choice, the x, y components of \vec{F} for each species are less than 10% of the z component, and we fully neglect these transverse parts to obtain an axisymmetric system. We can compute the average energy of each species from the results of [91], which leads to $\langle q \rangle_{\nu_e} \simeq \langle q \rangle_{\bar{\nu}_e} \simeq 16$ MeV and $\langle q \rangle_{\nu_x} \simeq 28$ MeV for the point we consider. We neglect this difference here, and consider a single energy bin with the average energy $q_0 = 22$ MeV. The energy and number density moments of each species are then proportional, $E = q_0 N$. Finally, note that the M1 scheme in [91] considers three species ($\nu_e, \bar{\nu}_e$ and ν_X combining $\nu_\mu, \nu_\tau, \bar{\nu}_\mu$ and $\bar{\nu}_\tau$), such that in our two-flavor framework we have equal initial distributions of ν_x and $\bar{\nu}_x$.

Species	N (10^{33} cm^{-3})	F_z/E	P_{zz}/E
ν_e	1.525	0.114	0.338
ν_x	0.134	0.168	0.344
$\bar{\nu}_e$	1.301	0.221	0.352
$\bar{\nu}_x$	0.134	0.168	0.344

TABLE I. Initial moments for the homogeneous FFI test calculation, corresponding to the point located at ($X = 64.6$ km, $Y = 0$ km, $Z = 6.8$ km) in the 5 ms post-merger snapshot from [91]. The pressure moments are calculated from the Minerbo closure [see Eq. (61)].

At this grid point in the simulation, the matter density is $\rho = 7.23 \times 10^{10} \text{ g.cm}^{-3}$, and the electron fraction is $Y_e = 0.224$, such that the electron number density is $n_e = 9.70 \times 10^{33} \text{ cm}^{-3}$. In the vacuum term, we consider a mass-squared difference $\Delta m^2 = 2.5 \times 10^{-3} \text{ eV}^2$ and a mixing angle $\vartheta_V = 0.587$ rad (corresponding to ϑ_{12} in the 3-flavor framework [93]).²

² Given the very large matter term compared to the vacuum contribution, this configuration is equivalent to an effective mixing angle $\vartheta_M \simeq 2 \times 10^{-8}$ rad and an effective mass-squared difference $\Delta m_M^2 \simeq 5.4 \times 10^4 \text{ eV}^2$.

Multi-angle code — The homogeneous QKEs are written as a set of $2 \times N_A$ ODEs, with N_A the number of angular bins. For this calculation, we use $N_A = 40$. The differential equations are solved with the `solve_ivp` function from the `SciPy` package in Python [94], with tolerance parameters `rtol` = 10^{-11} and `atol` = 10^{-12} to ensure sufficient precision.

The initial angular distributions corresponding to the moments given in Table I are determined by the classical maximum entropy closure (or “Minerbo” closure) [50, 52] used in the simulation [91] from which we extract this initial flavor configuration. The maximum entropy distribution is:

$$f(\mu; N, F_z) = \frac{N}{4\pi} \frac{Z}{\sinh(Z)} e^{Z\mu}, \quad (59)$$

where Z is solution of the equation

$$\frac{F_z}{E} = \coth(Z) - \frac{1}{Z}. \quad (60)$$

The pressure moment is then given by $P_{zz} = E - 2F_z/E = \chi(F_z/E)E$. The Eddington factor is given at 2% accuracy by the polynomial form [52, 53]:

$$\chi(\hat{f}) = \frac{1}{3} + \frac{2\hat{f}^2}{15} (3 - |\hat{f}| + 3\hat{f}^2). \quad (61)$$

The initial density matrices are diagonal in flavor space: at each angular bin μ_n , we set $\varrho^{(aa)}(\mu_n, t = 0) = f(\mu_n; N^{(aa)}, F_z^{(aa)})$, with $N^{(aa)}$ and $F_z^{(aa)}$ the number density and flux density of ν_a given in Table I. The flavor off-diagonal components become non-zero because of the vacuum term, which seeds the fast flavor instability.

Moment code — We solve the homogeneous moment QKEs with the same solver as in the multi-angle case (`solve_ivp` function from the `SciPy` library [94]). The initial angular moments (N, F^z) are set by the values in Table I, and we adopt different closures based on more and more parameters extracted from the multi-angle results.

2. Results

Multi-angle calculation — The closure parameters and alignment angles are shown on Fig. 6, similarly to Fig. 1. Given the structure of the QKEs (56) for an homogeneous system, the traces of ϱ and therefore of all angular moments are conserved. This means that $E^{\vec{t}}$ and $P_{rr}^{\vec{t}}$ are conserved quantities, such that χ is also constant according to Eq. (28a). This is consistent with the top left panel of Fig. 6. The higher value of $\bar{\chi}$ is due to the higher initial flux factor for $\bar{\nu}_e$ compared to ν_e . The FFI manifests itself by the exponential growth of the angles $\theta_{E,P}, \bar{\theta}_{E,P}$, until saturation is reached for $t_{\text{sat}} \sim 5.3$ ns. On the third row, we show the phases $\phi_{E,P}, \bar{\phi}_{E,P}$ and their differences. On the left panel, we

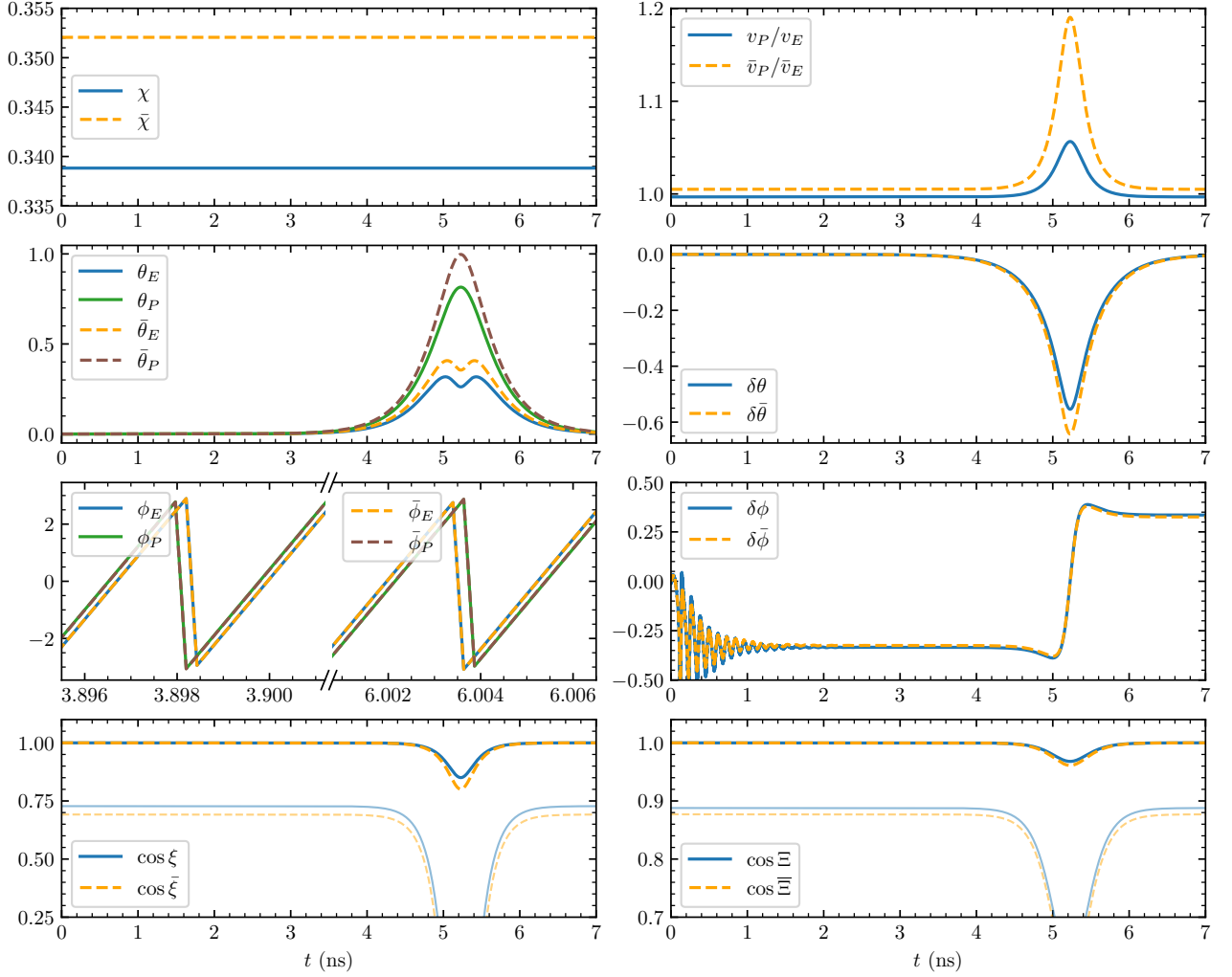


FIG. 6. Closure parameters and alignment angles between the E and P_{rr} moments from the multi-angle solution of the homogeneous FFI test case. (Anti)neutrino quantities are in solid (dashed) lines. The left panel on the third row show the phases, which change on a timescale set by the matter Hamiltonian, before and after the peak of the instability. In the bottom panels, the light curves show the lower limits on the alignment angles given by the right-hand side of Eqs. (38) and (39).

zoomed in on two time domains corresponding to pre- and post-saturation of the instability, where the phase difference goes from $\delta\phi \simeq -0.334$ rad to $\delta\phi \simeq +0.334$ rad (and $\delta\bar{\phi} \simeq -0.324$ rad to $\delta\bar{\phi} \simeq +0.324$ rad), see right panel. Note the very short timescale of variation of the phases, which is set by the matter Hamiltonian. For $t < 1.8$ ns, we see large oscillations in the phase differences: this corresponds to a transient regime as the fastest growing mode emerges. Once the most unstable mode dominates, the values of the parameters match the features of the mode with the largest growth rate that can be found in linear stability analysis (see, e.g., [62]).

Moment calculation with quantum closure — Similarly to the steady-state calculation in Sec. IV A, we compare the results of solving the moment equations by imposing progressively more and more elements of the closure — when all parameters are imposed, if the pa-

rameterization is complete, the results of the moment calculation should agree with the multi-angle ones. We show the evolution of the electron neutrino energy density (normalized by the conserved total energy density $E_{\text{tot}} = E^{(ee)} + E^{(xx)} + \bar{E}^{(ee)} + \bar{E}^{(xx)}$) on Fig. 7, and the magnitude of the flavor off-diagonal component $|E^{(ex)}|$ on Fig. 8. The ‘true’ results of the multi-angle calculation are shown with a solid black line. When only the $\chi, \bar{\chi}$ values are used (dashed blue lines), the growth rate is over-estimated such that the conversion $\nu_e \rightarrow \nu_x$ occurs earlier ($t \sim 3$ ns). Interpolating the actual value of v_P/v_E does not improve the results, while accounting for the difference in growth of the \tilde{x}, \tilde{y} components of the moments (through $\delta\theta, \delta\bar{\theta}$) gives more accurate results (see dash-dotted brown line). Finally, and as expected, using the full closure allows to recover the multi-angle results.

We do not start the moment calculation at $t = 0$ but

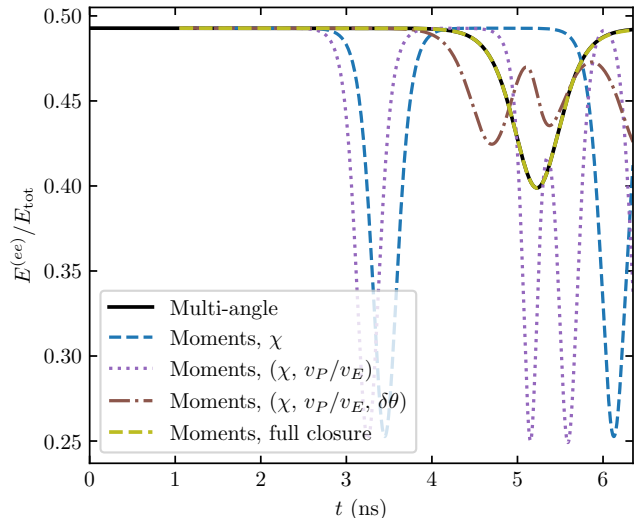


FIG. 7. Evolution of the electron neutrino energy density, for different implementations of the quantum closure. In dashed blue, the parameters χ and $\bar{\chi}$ from the multi-angle results are used in the moment calculation, the other parameters being set to $v_P = v_E$, $\delta\theta = 0$ and $\delta\phi = 0$ (and likewise for antineutrinos). These other parameters are progressively included in the other calculations: v_P/v_E in dashed purple, $\delta\theta$ in dash-dotted brown and finally $\delta\phi$ (i.e., the full closure) in dashed green.

at a later stage of the development of the instability, because of the extremely fast variations of $\delta\phi$ in initial time steps (see Fig. 6, third row, right panel). Tracking accurately these first time steps would require an enormous time resolution — if it is not sufficient, we accumulate small errors which blow up in the decoherence phase, driving premature numerical divergence of the moment calculation from the multi-angle calculation. In addition, the very short timescales associated to the matter part of the Hamiltonian make the calculation much more challenging.

The implementation shown in dashed blue is equivalent to setting the pressure proportional to the energy density for all flavor matrix entries, i.e., $P_{zz}^{(ab)} = \chi E^{(ab)}$, where χ is determined by the flavor trace of P_{zz} and E . This approach is similar to the one used in the moment calculations of Ref. [60, 61], where faster growth rates were consistently found compared to multi-angle calculations, a trend also verified here.

It is worth noting that the implementations where only some parts of the quantum closure are used are not rigorously self-consistent. Indeed, the parameters (v_P/v_E , $\delta\theta$, $\delta\phi$...) are interpolated as a function of time, and the interpolated values are used as input to calculate the pressure tensor in Eqs. (10c)–(10d). However, as can be clearly seen on Fig. 8, an incomplete closure leads here to larger growth rates. As a consequence, if we take for instance the dash-dotted brown curves, the maximum value of θ_E (which corresponds to the peak of $|E^{(ex)}|$)

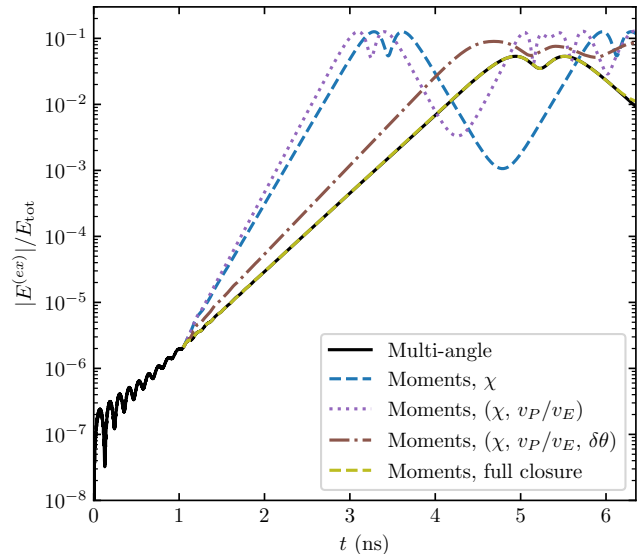


FIG. 8. Evolution of the flavor off-diagonal component of the energy density matrix, for different implementations of the quantum closure (see caption of Fig. 7).

is attained earlier than in the actual evolution. We see on Fig. 6 that $\delta\theta(t)$ decreases until t_{sat} , then increases again. Therefore, in the dash-dotted brown case, the interpolated values of $\delta\theta(t)$ used when saturation is reached keep decreasing for a while, although physically this saturation should have coincided with a minimum value of $\delta\theta$. This kind of inconsistency is due to using an interpolation of the closure parameters as a function of time, which is very sensitive to any deviation in the time evolution. This is the reason why we cannot start the moment calculations too early and why we unavoidably lose convergence after some time. Our results nevertheless show that the parameterization we introduced provides an efficient framework to implement quantum closures, and future work will be devoted to finding physically-motivated prescription for v_P/v_E , $\delta\theta$ and $\delta\phi$ as a function of the moments (E , F_z), which would constitute a closure relation that can be used in new simulations.

V. SUMMARY AND CONCLUSIONS

In this paper we study analytic closures for two-moment neutrino quantum kinetics and derive a general parameterization of the quantum closure that can be used for quantum moment neutrino transport, a crucial path forward to tackle the computational complexity of flavor transformation in large-scale simulations. Focusing on the case of a closure relation between the energy density E and pressure P_{rr} moments, we provide two alternative sets of parameters that completely describe any closure [Eqs. (25) and (28)]. These parameters encode the ‘three-step’ sequence that relates the energy and pres-

sure moments: a diagonalization of E , a rescaling of its eigenvalues, and finally a ‘de-diagonalization’ to obtain P_{rr} . We additionally prove that the closure parameters relating E and P_{rr} have to satisfy several constraints, related to the positive-semidefinite nature of the angular moments and the geometrical relation between them.

One of the attractive features of the two moment formulation of kinetics is a promise that given a ‘complete’ closure, the evolution of the truncated set of moments is exact. We show that our parameterization satisfies this requirement on two examples, a steady-state MSW problem in the Bulb model geometry, and an homogeneous fast flavor instability in an NSM environment. By matching more and more of the closure parameters to the interpolated values from the multi-angle calculation, we are able to recover, with a moment code, the actual dynamical evolution.

Of course, this proof of concept is not generalizable as it requires the time-intensive multi-angle results to be used as input of the quantum closure. Nevertheless, equipped with this framework, we can undertake a systematic study of closure prescriptions in the quantum case and determine, as in the classical case, the domains of applicability and limitations of various choices of quantum closures.

ACKNOWLEDGMENTS

We are grateful to Eve Armstrong and Hiroki Nakamura for many useful discussions. This work was supported at NC State by DOE grant DE-FG02-02ER41216 and DE-SC00268442 (ENAF). J.F. is supported by the Network for Neutrinos, Nuclear Astrophysics and Symmetries (N3AS), through the National Science Foundation Physics Frontier Center award No. PHY-2020275. F.F. gratefully acknowledges support from the Department of Energy, Office of Science, Office of Nuclear Physics, under contract number DE-AC02-05CH11231, from NASA through grant 80NSSC22K0719, and from the NSF through grant AST-2107932. S.R. was supported by a National Science Foundation Astronomy and Astrophysics Postdoctoral Fellowship under Award No. AST-2001760.

Appendix A: Additional Mathematical Derivations

In this appendix we collect several proofs of identities used in our paper, related to the manipulation of Hermitian matrices. Note that our foundation is slightly different than used elsewhere in the literature — e.g., [1].

1. Matrix Components

First, we define the ‘matrix scalar component’ M^A of a matrix M with respect to the arbitrary matrix A as

$$M^A = \frac{\langle A, M \rangle_F}{\|A\|_F^2}, \quad (\text{A1})$$

where $\langle A, M \rangle_F = \text{Tr}(A^\dagger M)$ is the Frobenius inner product of the two matrices, and $\|A\|_F$ is the Frobenius norm of A . Next, we define a basis for matrices of dimensions $R \times S$ as being a set of matrices of dimensions $R \times S$ such that any arbitrary matrix M can be written as a unique linear combination of the elements of the basis with scalar coefficients. For simplicity we will use a basis such that the Frobenius norm of every element of the basis is unity and the Frobenius inner product of any element of the basis with any other element is zero. These properties match the concept of ‘normalization’ and ‘orthogonality’ of a set of unit basis vectors but in what follows we avoid the terms ‘normalized’ and ‘orthogonal’ because these terms (or similar) have different meanings when applied to matrices. We choose the basis matrices to be Hermitian: while it is possible to use a set of non-Hermitian basis matrices³, the advantage of a Hermitian basis is that the basis matrices do not change under Hermitian conjugation. In addition, if we use a set of Hermitian matrices for the basis then for an Hermitian matrix M , the scalar components are pure real.

For the specific case of 2×2 matrices, one possible basis is the set $\{e^{\tilde{t}}, e^{\tilde{x}}, e^{\tilde{y}}, e^{\tilde{z}}\}$ where $e^{\tilde{t}} = \mathbb{1}_2/\sqrt{2}$ and $e^{\tilde{x}}, e^{\tilde{y}}$ and $e^{\tilde{z}}$ the normalized Pauli matrices (i.e., the regular Pauli matrices divided by $\sqrt{2}$). We have placed a tilde over the superscripts to indicate that $\tilde{t}, \tilde{x}, \tilde{y}, \tilde{z}$ are not physical space indices. Using the matrix basis elements $\{e^{\tilde{t}}, e^{\tilde{x}}, e^{\tilde{y}}, e^{\tilde{z}}\}$, the concept of matrix components allows us to write the matrix M as

$$M = M^{\tilde{t}} e^{\tilde{t}} + M^{\tilde{x}} e^{\tilde{x}} + M^{\tilde{y}} e^{\tilde{y}} + M^{\tilde{z}} e^{\tilde{z}}, \quad (\text{A2})$$

with $M^{\tilde{n}}, \tilde{n} \in \{\tilde{t}, \tilde{x}, \tilde{y}, \tilde{z}\}$ are the scalar components. By using basis matrices with Frobenius norm of unity rather than the Pauli matrices, we avoid the additional factor of $1/2$ that one often sees when expanding a Hermitian matrix in terms of the Pauli matrices, which makes it more obvious how this expression can be easily generalized. In terms of the matrix elements of M , the scalar components of M for the case where M is a 2×2 matrix

³ For example, one may use the equivalent of a standard vector basis where every element of the matrix is zero except for one element which is equal to 1.

are

$$\begin{aligned} M^{\tilde{t}} &= \frac{(M^{(11)} + M^{(22)})}{\sqrt{2}}, \\ M^{\tilde{x}} &= \frac{(M^{(12)} + M^{(21)})}{\sqrt{2}}, \\ M^{\tilde{y}} &= \frac{(M^{(12)} - M^{(21)})}{\sqrt{2}}, \\ M^{\tilde{z}} &= \frac{(M^{(11)} - M^{(22)})}{\sqrt{2}}. \end{aligned} \quad (\text{A3})$$

Note that $\text{Tr}(A) = \sqrt{2} M^{\tilde{t}}$. The four scalar components can be arranged into a 4-vector \mathbf{M}

$$\mathbf{M} = (M^{\tilde{t}}, M^{\tilde{x}}, M^{\tilde{y}}, M^{\tilde{z}}) = (M^{\tilde{t}}, \vec{M}). \quad (\text{A4})$$

\vec{M} is the 3-vector formed by the ‘space’ components of M , i.e., $\vec{M} = (M^{\tilde{x}}, M^{\tilde{y}}, M^{\tilde{z}})$. The square magnitude of \mathbf{M} is $|\mathbf{M}|^2 = (M^{\tilde{t}})^2 + |\vec{M}|^2 = \|M\|_F^2$ i.e. the Frobenius norm of M . We suggestively define the ratio of the ‘spatial’ to ‘time’ parts of the 4-vector as a ‘velocity’ \vec{v} :

$$\vec{v} = \frac{\vec{M}}{M^{\tilde{t}}}, \quad (\text{A5})$$

and we define the ‘speed’ v as $v = |\vec{v}|$. These concepts can be extended to larger matrices by enlarging the ‘space’ components of M .

For 2×2 matrices the eigenvalue matrix Λ of M is⁴

$$\Lambda = M^{\tilde{t}} e^{\tilde{t}} + |\vec{M}| e^{\tilde{z}}, \quad (\text{A6})$$

$$= M^{\tilde{t}} \left(e^{\tilde{t}} + v e^{\tilde{z}} \right). \quad (\text{A7})$$

Note that for the case where M is positive semi-definite, the speed is such that $0 \leq v \leq 1$.

2. Rotation and Diagonalization

Generic rotation — We now consider a general traceless, 2×2 unitary Hermitian matrix R which has a 4-vector representation $\mathbf{R} = (0, \vec{R})$. The unitary property of R means $R^\dagger R = \mathbb{1}_2$ which means $|\vec{R}|^2 = 2$, and since R is also Hermitian, $R^\dagger = R$. Therefore, R is a square root of the unit matrix. If R possesses these properties, we next consider how the matrix N defined as $N = RMR$ is related to M . After writing both M and R in component form and using the properties of Pauli matrices, we eventually find

$$\begin{cases} N^{\tilde{t}} = M^{\tilde{t}}, \\ \vec{N} = -\vec{M} + (\vec{R} \cdot \vec{M}) \vec{R}. \end{cases} \quad (\text{A8})$$

The second equation corresponds to the Rodrigues formula for the rotation of \vec{M} by 180 degrees around the vector \vec{R} . Thus we find

$$N = RMR = 2M^{\tilde{t}} e^{\tilde{t}} - M + (\vec{R} \cdot \vec{M}) R. \quad (\text{A9})$$

Diagonalization of M — One matrix which has the required properties of R is the matrix Υ defined to be

$$\Upsilon \equiv \frac{\sqrt{2} (M + \Lambda - 2M^{\tilde{t}} e^{\tilde{t}})}{\|M + \Lambda - 2M^{\tilde{t}} e^{\tilde{t}}\|_F}, \quad (\text{A10})$$

where Λ is the eigenvalue matrix defined in Eq. (A6). If M is Hermitian then Υ is also Hermitian i.e. $\Upsilon = \Upsilon^\dagger$. The denominator of Υ can be expressed in terms of the scalar components of M and is

$$\|M + \Lambda - 2M^{\tilde{t}} e^{\tilde{t}}\|_F = \sqrt{2v M^{\tilde{t}} (v M^{\tilde{t}} + M^{\tilde{z}})}. \quad (\text{A11})$$

Thus we find the scalar components of Υ are

$$\Upsilon^{\tilde{x}} = \frac{M^{\tilde{x}}}{\sqrt{v M^{\tilde{t}} (v M^{\tilde{t}} + M^{\tilde{z}})}}, \quad (\text{A12})$$

$$\Upsilon^{\tilde{y}} = \frac{M^{\tilde{y}}}{\sqrt{v M^{\tilde{t}} (v M^{\tilde{t}} + M^{\tilde{z}})}}, \quad (\text{A13})$$

$$\Upsilon^{\tilde{z}} = \sqrt{\frac{v M^{\tilde{t}} + M^{\tilde{z}}}{v M^{\tilde{t}}}}. \quad (\text{A14})$$

The significance of Υ becomes clearer if we introduce the angles η, θ, ϕ via the definitions that

$$\begin{aligned} M^{\tilde{t}} &= \|M\|_F \cos \eta, \\ M^{\tilde{x}} &= \|M\|_F \sin \eta \sin \theta \cos \phi, \\ M^{\tilde{y}} &= \|M\|_F \sin \eta \sin \theta \sin \phi, \\ M^{\tilde{z}} &= \|M\|_F \sin \eta \cos \theta. \end{aligned} \quad (\text{A15})$$

In terms of these angles, we find that Υ has scalar components

$$\Upsilon^{\tilde{x}} = \sqrt{2} \sin\left(\frac{\theta}{2}\right) \cos \phi, \quad (\text{A16})$$

$$\Upsilon^{\tilde{y}} = \sqrt{2} \sin\left(\frac{\theta}{2}\right) \sin \phi, \quad (\text{A17})$$

$$\Upsilon^{\tilde{z}} = \sqrt{2} \cos\left(\frac{\theta}{2}\right). \quad (\text{A18})$$

These expressions show that $\vec{\Upsilon}$ is a vector in the plane formed by \vec{M} and the \tilde{z} axis which bisects \vec{M} and the $+\tilde{z}$ axis. This form for the scalar components of Υ also makes it easier to see that $|\vec{\Upsilon}|^2 = 2$ and thus Υ is also unitary i.e. $\Upsilon \Upsilon^\dagger = \mathbb{1}_2$. The purpose of the additional

⁴ Note that we have defined the eigenvalue matrix with the positive sign for the term proportional to $e^{\tilde{z}}$. One could equally use the negative sign in the definition.

factor of $\sqrt{2}$ in Eq. (A10) for the definition of Υ was to ensure this property. Note that the determinant of Υ is $\det(\Upsilon) = -1$.

Diagonalization of the matrix M to its eigenvalue matrix Λ can be viewed as a rotation of \vec{M} around a vector until it aligns with the $+\tilde{z}$ axis. Since the vector $\vec{\Upsilon}$ bisects \vec{M} and the $+\tilde{z}$ axis, rotating \vec{M} by 180° around $\vec{\Upsilon}$ will diagonalize M . Such a rotation is precisely described by the transformation $M \rightarrow \Upsilon M \Upsilon$ according to Eq. (A15). Therefore, Υ is the matrix which diagonalizes M , i.e.,

$$\Upsilon M \Upsilon = \Lambda. \quad (\text{A19})$$

But there is another traceless, Hermitian and unitary matrix we can build from M and Λ . This matrix we denote as Ω defined as

$$\Omega \equiv \frac{\sqrt{2}(M - \Lambda)}{\|M - \Lambda\|_F}. \quad (\text{A20})$$

The Frobenius norm in the denominator is equal to

$$\|M - \Lambda\|_F = \sqrt{2vM^{\tilde{t}}(vM^{\tilde{t}} - M^{\tilde{z}})}, \quad (\text{A21})$$

so the scalar components of Ω are

$$\Omega^{\tilde{x}} = \frac{M^{\tilde{x}}}{\sqrt{vM^{\tilde{t}}(vM^{\tilde{t}} - M^{\tilde{z}})}} = \sqrt{2} \cos\left(\frac{\theta}{2}\right) \cos\phi, \quad (\text{A22})$$

$$\Omega^{\tilde{y}} = \frac{M^{\tilde{y}}}{\sqrt{vM^{\tilde{t}}(vM^{\tilde{t}} - M^{\tilde{z}})}} = \sqrt{2} \cos\left(\frac{\theta}{2}\right) \sin\phi, \quad (\text{A23})$$

$$\Omega^{\tilde{z}} = \sqrt{\frac{vM^{\tilde{t}} - M^{\tilde{z}}}{vM^{\tilde{t}}}} = -\sqrt{2} \sin\left(\frac{\theta}{2}\right). \quad (\text{A24})$$

The unitarity of Ω is easily verified and the vector $\vec{\Omega}$ is seen to be both perpendicular to $\vec{\Upsilon}$ and bisects the angle between \vec{M} and the $-\tilde{z}$ axis. So like Υ , Ω also diagonalizes M but not to Λ , instead we obtain

$$\Omega M \Omega = 2M^{\tilde{t}}e^{\tilde{t}} - \Lambda, \quad (\text{A25})$$

which shows that $\Omega M \Omega$ is a matrix where the \tilde{z} component of Λ has been inverted, i.e., it now points along the $-\tilde{z}$ axis. In other words, the two eigenvalues have been exchanged between Λ and $2M^{\tilde{t}}e^{\tilde{t}} - \Lambda$.

Finally, there is one more traceless Hermitian matrix we can build from M . It is given by $\Psi = \Upsilon \Omega$ and we

find the scalar components of Ψ to be

$$\Psi^{\tilde{x}} = \frac{-M^{\tilde{y}}}{\sqrt{vM^{\tilde{t}}(vM^{\tilde{t}} - M^{\tilde{z}})}} = \sqrt{2} \sin\phi, \quad (\text{A26})$$

$$\Psi^{\tilde{y}} = \frac{M^{\tilde{x}}}{\sqrt{vM^{\tilde{t}}(vM^{\tilde{t}} - M^{\tilde{z}})}} = -\sqrt{2} \cos\phi, \quad (\text{A27})$$

$$\Psi^{\tilde{z}} = 0. \quad (\text{A28})$$

One may easily verify that Ψ , like Υ and Ω , is unitary, and that $\vec{\Psi}$ is perpendicular to $\vec{\Upsilon}$ and $\vec{\Omega}$. However Ψ does not diagonalize M , the effect of Ψ upon M is to invert the spatial components of M but leave the temporal component unchanged, i.e.,

$$\Psi M \Psi = 2M^{\tilde{t}}e^{\tilde{t}} - M. \quad (\text{A29})$$

3. Matrix Alignment

The concept of matrix components also allows us to define the ‘angle’ Ξ between two matrices M and N as

$$\cos\Xi = \frac{\langle M, N \rangle_F}{\|M\|_F \|N\|_F}. \quad (\text{A30})$$

To distinguish the ‘velocities’, and hyperspherical angles of M and N we add subscripts to these quantities. In terms of these parameters we find

$$\begin{aligned} \cos\Xi &= \frac{M^{\tilde{t}}N^{\tilde{t}} + \vec{M} \cdot \vec{N}}{|\mathbf{M}| |\mathbf{N}|} \\ &= \frac{1 + \vec{v}_M \cdot \vec{v}_N}{\sqrt{1 + v_M^2} \sqrt{1 + v_N^2}} \\ &= \cos\eta_M \cos\eta_N + \sin\eta_M \sin\eta_N \times \\ &\quad [\cos\theta_M \cos\theta_N + \sin\theta_M \sin\theta_N \cos(\phi_M - \phi_N)], \end{aligned} \quad (\text{A31})$$

showing that this definition of the angle between the matrices M and N is equivalent to the more familiar angle between the two 4-vectors \mathbf{M} and \mathbf{N} we construct from M and N .

Based upon this idea, we consider the more general case of the angle between the two matrices $a_M M + b_M \Lambda_M + c_M M^{\tilde{t}}e^{\tilde{t}}$ and $a_N N + b_N \Lambda_N + c_N N^{\tilde{t}}e^{\tilde{t}}$, where the two sets $\{a_M, b_M, c_M\}$ and $\{a_N, b_N, c_N\}$ are arbitrary scalar constants. The angle Θ between them is:

$$\cos\Theta = \frac{(a_M + b_M + c_M)(a_N + b_N + c_N)M^{\tilde{t}}N^{\tilde{t}} + (a_M\vec{M} + b_M\vec{\Lambda}_M) \cdot (a_N\vec{N} + b_N\vec{\Lambda}_N)}{\sqrt{(a_M + b_M + c_M)^2(M^{\tilde{t}})^2 + |a_M\vec{M} + b_M\vec{\Lambda}_M|^2} \sqrt{(a_N + b_N + c_N)^2(N^{\tilde{t}})^2 + |a_N\vec{N} + b_N\vec{\Lambda}_N|^2}}, \quad (\text{A32})$$

where we defined $\vec{\Lambda}_M$ as the spatial part of Λ_M i.e. a vector of magnitude $|\vec{\Lambda}_M|$ aligned along the \tilde{z} axis. One can imagine defining many different angles between different matrices which can be constructed from various combinations of the coefficients $\{a, b, c\}$. The case $\{a_N = a_M = 1, b_N = b_M = 0, c_N = c_M = 0\}$ has already been provided in Eq. (A30) but there are other interesting combinations.

First, the angle between the spatial parts of M and N is denoted as ξ which corresponds to the case where $\{a_N = a_M = 1, b_N = b_M = 0, c_N = c_M = -1\}$. We find:

$$\begin{aligned} \cos \xi &= \frac{\vec{M} \cdot \vec{N}}{|\vec{M}| |\vec{N}|} \\ &= \frac{\vec{v}_M \cdot \vec{v}_N}{v_M v_N} \\ &= \cos \theta_M \cos \theta_N + \sin \theta_M \sin \theta_N \cos(\phi_M - \phi_N), \end{aligned} \quad (\text{A33})$$

and we observe that Ξ and ξ are related via

$$\begin{aligned} \cos \Xi &= \frac{1 + v_M v_N \cos \xi}{\sqrt{1 + v_M^2} \sqrt{1 + v_N^2}} \\ &= \cos \eta_M \cos \eta_N + \sin \eta_M \sin \eta_N \cos \xi. \end{aligned} \quad (\text{A34})$$

The angle Γ between the two eigenvalue matrices Λ_M and Λ_N corresponds to the case $\{a_N = a_M = 0, b_N = b_M = 1, c_N = c_M = 0\}$, for which:

$$\begin{aligned} \cos \Gamma &= \frac{M^{\tilde{t}} N^{\tilde{t}} + |\vec{M}| |\vec{N}|}{|\mathbf{M}| |\mathbf{N}|} \\ &= \frac{1 + v_M v_N}{\sqrt{1 + v_M^2} \sqrt{1 + v_N^2}} \\ &= \cos \eta_M \cos \eta_N + \sin \eta_M \sin \eta_N. \end{aligned} \quad (\text{A35})$$

From these results we see that the angles Ξ , ξ and Γ are related via

$$\cos \xi = \frac{\cos \Xi - \cos \eta_M \cos \eta_N}{\cos \Gamma - \cos \eta_M \cos \eta_N}. \quad (\text{A36})$$

-
- [1] H. Duan, G. M. Fuller, and Y.-Z. Qian, Collective Neutrino Oscillations, *Ann. Rev. Nucl. Part. Sci.* **60**, 569 (2010), [arXiv:1001.2799 \[hep-ph\]](#).
- [2] A. Mirizzi, I. Tamborra, H.-T. Janka, N. Saviano, K. Scholberg, R. Bollig, L. Hudepohl, and S. Chakraborty, Supernova Neutrinos: Production, Oscillations and Detection, *Riv. Nuovo Cim.* **39**, 1 (2016), [arXiv:1508.00785 \[astro-ph.HE\]](#).
- [3] I. Tamborra and S. Shalgar, New Developments in Flavor Evolution of a Dense Neutrino Gas, *Ann. Rev. Nucl. Part. Sci.* **71**, 165 (2021), [arXiv:2011.01948 \[astro-ph.HE\]](#).
- [4] F. Capozzi and N. Saviano, Neutrino Flavor Conversions in High-Density Astrophysical and Cosmological Environments, *Universe* **8**, 94 (2022), [arXiv:2202.02494 \[hep-ph\]](#).
- [5] S. Richers and M. Sen, Fast Flavor Transformations, in *Handbook of Nuclear Physics*, edited by I. Tanihata, H. Toki, and T. Kajino (Springer Nature Singapore, Singapore, 2022) pp. 1–17, [arXiv:2207.03561 \[astro-ph.HE\]](#).
- [6] M. C. Volpe, Neutrinos from dense environments: Flavor mechanisms, theoretical approaches, observations, and new directions, *Rev. Mod. Phys.* **96**, 025004 (2024), [arXiv:2301.11814 \[hep-ph\]](#).
- [7] M. Sen, Supernova Neutrinos: Flavour Conversion Mechanisms and New Physics Scenarios, *Universe* **10**, 238 (2024), [arXiv:2405.20432 \[hep-ph\]](#).
- [8] O. Pejcha, B. Dasgupta, and T. A. Thompson, Effect of Collective Neutrino Oscillations on the Neutrino Mechanism of Core-Collapse Supernovae, *Mon. Not. Roy. Astron. Soc.* **425**, 1083 (2012), [arXiv:1106.5718 \[astro-ph.HE\]](#).
- [9] C. J. Stapleford, C. Fröhlich, and J. P. Kneller, Coupling Neutrino Oscillations and Simulations of Core-Collapse Supernovae, *Phys. Rev. D* **102**, 081301 (2020), [arXiv:1910.04172 \[astro-ph.HE\]](#).
- [10] S. Shalgar and I. Tamborra, Neutrino decoupling is altered by flavor conversion, *Phys. Rev. D* **108**, 043006 (2023), [arXiv:2206.00676 \[astro-ph.HE\]](#).
- [11] H. Nagakura, Roles of Fast Neutrino-Flavor Conversion on the Neutrino-Heating Mechanism of Core-Collapse Supernova, *Phys. Rev. Lett.* **130**, 211401 (2023), [arXiv:2301.10785 \[astro-ph.HE\]](#).
- [12] J. Ehring, S. Abbar, H.-T. Janka, G. Raffelt, and I. Tamborra, Fast Neutrino Flavor Conversions Can Help and Hinder Neutrino-Driven Explosions, *Phys. Rev. Lett.* **131**, 061401 (2023), [arXiv:2305.11207 \[astro-ph.HE\]](#).
- [13] H. Nagakura and K. Sumiyoshi, Neutron star kick driven by asymmetric fast-neutrino flavor conversion, *Phys. Rev. D* **109**, 103017 (2024), [arXiv:2401.15180 \[astro-ph.HE\]](#).
- [14] Z. Xiong, M.-R. Wu, M. George, C.-Y. Lin, N. K. Largani, T. Fischer, and G. Martínez-Pinedo, Fast neutrino flavor conversions in a supernova: Emergence, evolution, and effects, *Phys. Rev. D* **109**, 123008 (2024), [arXiv:2402.19252 \[astro-ph.HE\]](#).
- [15] G. C. McLaughlin, J. M. Fetter, A. B. Balantekin, and G. M. Fuller, An Active sterile neutrino transformation solution for r process nucleosynthesis, *Phys. Rev. C* **59**, 2873 (1999), [arXiv:astro-ph/9902106](#).
- [16] H. Duan, A. Friedland, G. McLaughlin, and R. Surman, The influence of collective neutrino oscillations on a supernova r-process, *J. Phys. G* **38**, 035201 (2011), [arXiv:1012.0532 \[astro-ph.SR\]](#).
- [17] A. Malkus, J. P. Kneller, G. C. McLaughlin, and R. Surman, Neutrino oscillations above black hole accretion disks: disks with electron-flavor emission, *Phys. Rev. D* **86**, 085015 (2012), [arXiv:1207.6648 \[hep-ph\]](#).
- [18] M.-R. Wu, Y.-Z. Qian, G. Martínez-Pinedo, T. Fischer, and L. Huther, Effects of neutrino oscillations on nucleosynthesis and neutrino signals for an $18M_{\odot}$ supernova

- model, *Phys. Rev. D* **91**, 065016 (2015), [arXiv:1412.8587 \[astro-ph.HE\]](#).
- [19] Y.-L. Zhu, A. Perego, and G. C. McLaughlin, Matter Neutrino Resonance Transitions above a Neutron Star Merger Remnant, *Phys. Rev. D* **94**, 105006 (2016), [arXiv:1607.04671 \[hep-ph\]](#).
- [20] H. Sasaki, T. Kajino, T. Takiwaki, T. Hayakawa, A. B. Balantekin, and Y. Pehlivan, Possible effects of collective neutrino oscillations in three-flavor multiangle simulations of supernova νp processes, *Phys. Rev. D* **96**, 043013 (2017), [arXiv:1707.09111 \[astro-ph.HE\]](#).
- [21] M.-R. Wu, I. Tamborra, O. Just, and H.-T. Janka, Imprints of neutrino-pair flavor conversions on nucleosynthesis in ejecta from neutron-star merger remnants, *Phys. Rev. D* **96**, 123015 (2017), [arXiv:1711.00477 \[astro-ph.HE\]](#).
- [22] Z. Xiong, A. Sieverding, M. Sen, and Y.-Z. Qian, Potential Impact of Fast Flavor Oscillations on Neutrino-driven Winds and Their Nucleosynthesis, *Astrophys. J.* **900**, 144 (2020), [arXiv:2006.11414 \[astro-ph.HE\]](#).
- [23] M. George, M.-R. Wu, I. Tamborra, R. Ardevol-Pulpillo, and H.-T. Janka, Fast neutrino flavor conversion, ejecta properties, and nucleosynthesis in newly-formed hypermassive remnants of neutron-star mergers, *Phys. Rev. D* **102**, 103015 (2020), [arXiv:2009.04046 \[astro-ph.HE\]](#).
- [24] X. Li and D. M. Siegel, Neutrino Fast Flavor Conversions in Neutron-Star Postmerger Accretion Disks, *Phys. Rev. Lett.* **126**, 251101 (2021), [arXiv:2103.02616 \[astro-ph.HE\]](#).
- [25] S.-i. Fujimoto and H. Nagakura, Explosive nucleosynthesis with fast neutrino-flavour conversion in core-collapse supernovae, *Mon. Not. Roy. Astron. Soc.* **519**, 2623 (2022), [arXiv:2210.02106 \[astro-ph.HE\]](#).
- [26] T. Fischer, G. Guo, K. Langanke, G. Martínez-Pinedo, Y.-Z. Qian, and M.-R. Wu, Neutrinos and nucleosynthesis of elements, *Prog. Part. Nucl. Phys.* **137**, 104107 (2024), [arXiv:2308.03962 \[astro-ph.HE\]](#).
- [27] X. Wang and R. Surman, Neutrinos and Heavy Element Nucleosynthesis, in *Handbook of Nuclear Physics*, edited by I. Tanihata, H. Toki, and T. Kajino (Springer Nature Singapore, Singapore, 2023) pp. 1–19, [arXiv:2309.06043 \[astro-ph.HE\]](#).
- [28] A. B. Balantekin, M. J. Cervia, A. V. Patwardhan, R. Surman, and X. Wang, Collective Neutrino Oscillations and Heavy-element Nucleosynthesis in Supernovae: Exploring Potential Effects of Many-body Neutrino Correlations, *Astrophys. J.* **967**, 146 (2024), [arXiv:2311.02562 \[astro-ph.HE\]](#).
- [29] G. M. Fuller, W. C. Haxton, and G. C. McLaughlin, Prospects for detecting supernova neutrino flavor oscillations, *Phys. Rev. D* **59**, 085005 (1999), [arXiv:astro-ph/9809164](#).
- [30] R. C. Schirato and G. M. Fuller, Connection between supernova shocks, flavor transformation, and the neutrino signal, [arXiv e-prints](#), [astro-ph/0205390](#) (2002), [arXiv:astro-ph/0205390 \[astro-ph\]](#).
- [31] J. P. Kneller, G. C. McLaughlin, and J. Brockman, Oscillation effects and time variation of the supernova neutrino signal, *Phys. Rev. D* **77**, 045023 (2008), [arXiv:0705.3835 \[astro-ph\]](#).
- [32] J. Gava, J. Kneller, C. Volpe, and G. C. McLaughlin, A Dynamical collective calculation of supernova neutrino signals, *Phys. Rev. Lett.* **103**, 071101 (2009), [arXiv:0902.0317 \[hep-ph\]](#).
- [33] O. L. Caballero, G. C. McLaughlin, R. Surman, and R. Surman, Detecting neutrinos from black hole neutron stars mergers, *Phys. Rev. D* **80**, 123004 (2009), [arXiv:0910.1385 \[astro-ph.HE\]](#).
- [34] D. Väänänen and C. Volpe, The neutrino signal at HALO: learning about the primary supernova neutrino fluxes and neutrino properties, *JCAP* **2011** (10), 019, [arXiv:1105.6225 \[astro-ph.SR\]](#).
- [35] K. M. Patton, J. P. Kneller, and G. C. McLaughlin, Stimulated neutrino transformation through turbulence on a changing density profile and application to supernovae, *Phys. Rev. D* **91**, 025001 (2015), [arXiv:1407.7835 \[hep-ph\]](#).
- [36] M.-R. Wu, Y.-Z. Qian, G. Martínez-Pinedo, T. Fischer, and L. Huther, Effects of neutrino oscillations on nucleosynthesis and neutrino signals for an $18 M_{\odot}$ supernova model, *Phys. Rev. D* **91**, 065016 (2015), [arXiv:1412.8587 \[astro-ph.HE\]](#).
- [37] W. P. Wright, M. S. Gilmer, C. Fröhlich, and J. P. Kneller, Neutrino signal from pair-instability supernovae, *Phys. Rev. D* **96**, 103008 (2017), [arXiv:1706.08410 \[astro-ph.HE\]](#).
- [38] S. Seadrow, A. Burrows, D. Vartanyan, D. Radice, and M. A. Skinner, Neutrino signals of core-collapse supernovae in underground detectors, *Mon. Not. Roy. Astron. Soc.* **480**, 4710 (2018), [arXiv:1804.00689 \[astro-ph.HE\]](#).
- [39] M. Mukhopadhyay and M. Sen, On probing turbulence in core-collapse supernovae in upcoming neutrino detectors, *JCAP* **2024** (3), 040, [arXiv:2310.08627 \[hep-ph\]](#).
- [40] S. Sarikas, D. de Sousa Seixas, and G. Raffelt, Spurious instabilities in multiangle simulations of collective flavor conversion, *Phys. Rev. D* **86**, 125020 (2012), [arXiv:1210.4557 \[hep-ph\]](#).
- [41] G. Raffelt, S. Sarikas, and D. de S. Seixas, Axial Symmetry Breaking in Self-Induced Flavor Conversion of Supernova Neutrino Fluxes, *Phys. Rev. Lett.* **111**, 091101 (2013), [arXiv:1305.7140 \[hep-ph\]](#).
- [42] A. Mirizzi, Multi-azimuthal-angle effects in self-induced supernova neutrino flavor conversions without axial symmetry, *Phys. Rev. D* **88**, 073004 (2013), [arXiv:1308.1402 \[hep-ph\]](#).
- [43] A. Mirizzi, Breaking the symmetries in self-induced flavor conversions of neutrino beams from a ring, *Phys. Rev. D* **92**, 105020 (2015), [arXiv:1506.06805 \[hep-ph\]](#).
- [44] S. Shalgar and I. Tamborra, Symmetry breaking induced by pairwise conversion of neutrinos in compact sources, *Phys. Rev. D* **105**, 043018 (2022), [arXiv:2106.15622 \[hep-ph\]](#).
- [45] K. S. Thorne, Relativistic radiative transfer: moment formalisms, *Mon. Not. Roy. Astron. Soc.* **194**, 439 (1981).
- [46] M. Shibata, K. Kiuchi, Y.-i. Sekiguchi, and Y. Suwa, Truncated Moment Formalism for Radiation Hydrodynamics in Numerical Relativity, *Prog. Theor. Phys.* **125**, 1255 (2011), [arXiv:1104.3937 \[astro-ph.HE\]](#).
- [47] C. Y. Cardall, E. Endeve, and A. Mezzacappa, Conservative 3+1 General Relativistic Variable Eddington Tensor Radiation Transport Equations, *Phys. Rev. D* **87**, 103004 (2013), [arXiv:1209.2151 \[astro-ph.HE\]](#).
- [48] L. Johns, H. Nagakura, G. M. Fuller, and A. Burrows, Neutrino oscillations in supernovae: angular moments and fast instabilities, *Phys. Rev. D* **101**, 043009 (2020), [arXiv:1910.05682 \[hep-ph\]](#).
- [49] L. Johns, H. Nagakura, G. M. Fuller, and A. Burrows, Fast oscillations, collisionless relaxation, and spurious

- evolution of supernova neutrino flavor, *Phys. Rev. D* **102**, 103017 (2020), arXiv:2009.09024 [hep-ph].
- [50] G. N. Minerbo, Maximum entropy Eddington factors., *J. Quant. Spectrosc. Radiat. Transfer* **20**, 541 (1978).
- [51] C. D. Levermore, Relating Eddington factors to flux limiters, *J. Quant. Spectrosc. Radiat. Transfer* **31**, 149 (1984).
- [52] J. Cernohorsky and S. A. Bludman, Maximum Entropy Distribution and Closure for Bose-Einstein and Fermi-Dirac Radiation Transport, *Astrophys. J.* **433**, 250 (1994).
- [53] J. M. Smit, L. J. van den Horn, and S. A. Bludman, Closure in flux-limited neutrino diffusion and two-moment transport, *Astron. Astrophys.* **356**, 559 (2000).
- [54] M. Rampp and H. T. Janka, Radiation hydrodynamics with neutrinos: Variable Eddington factor method for core collapse supernova simulations, *Astron. Astrophys.* **396**, 361 (2002), arXiv:astro-ph/0203101.
- [55] B. Müller, H.-T. Janka, and H. Dimmelmeier, A new multi-dimensional general relativistic neutrino hydrodynamics code for core-collapse supernovae. I. Method and code tests in spherical symmetry, *Astrophys. J. Suppl.* **189**, 104 (2010), arXiv:1001.4841 [astro-ph.SR].
- [56] L. M. Murchikova, E. Abdikamalov, and T. Urbatsch, Analytic Closures for M1 Neutrino Transport, *Mon. Not. Roy. Astron. Soc.* **469**, 1725 (2017), arXiv:1701.07027 [astro-ph.HE].
- [57] F. Foucart, Monte Carlo closure for moment-based transport schemes in general relativistic radiation hydrodynamic simulations, *Mon. Not. Roy. Astron. Soc.* **475**, 4186 (2018), arXiv:1708.08452 [astro-ph.HE].
- [58] S. Richers, Rank-3 Moment Closures in General Relativistic Neutrino Transport, *Phys. Rev. D* **102**, 083017 (2020), arXiv:2009.09046 [astro-ph.HE].
- [59] M. Myers, T. Cooper, M. Warren, J. Kneller, G. McLaughlin, S. Richers, E. Grohs, and C. Frohlich, Neutrino flavor mixing with moments, *Phys. Rev. D* **105**, 123036 (2022), arXiv:2111.13722 [hep-ph].
- [60] E. Grohs, S. Richers, S. M. Couch, F. Foucart, J. P. Kneller, and G. C. McLaughlin, Neutrino fast flavor instability in three dimensions for a neutron star merger, *Phys. Lett. B* **846**, 138210 (2023), arXiv:2207.02214 [hep-ph].
- [61] E. Grohs, S. Richers, S. M. Couch, F. Foucart, J. Froustey, J. P. Kneller, and G. C. McLaughlin, Two-moment Neutrino Flavor Transformation with Applications to the Fast Flavor Instability in Neutron Star Mergers, *Astrophys. J.* **963**, 11 (2024), arXiv:2309.00972 [astro-ph.HE].
- [62] J. Froustey, S. Richers, E. Grohs, S. D. Flynn, F. Foucart, J. P. Kneller, and G. C. McLaughlin, Neutrino fast flavor oscillations with moments: Linear stability analysis and application to neutron star mergers, *Phys. Rev. D* **109**, 043046 (2024), arXiv:2311.11968 [astro-ph.HE].
- [63] J. Froustey, S. Richers, E. Grohs, S. Flynn, F. Foucart, J. Kneller, and G. C. McLaughlin, Neutrino flavor transformation with moments: application to fast flavor instabilities in neutron star mergers, in *Proceedings of XVIII International Conference on Topics in Astroparticle and Underground Physics — PoS(TAUP2023)*, Vol. 441 (2024) p. 341, arXiv:2402.09274 [astro-ph.HE].
- [64] J. Froustey, J. P. Kneller, and G. C. McLaughlin, Quantum maximum entropy closure for small flavor coherence, arXiv:2409.05807 [hep-ph] (2024).
- [65] S. Richers, Evaluating approximate flavor instability metrics in neutron star mergers, *Phys. Rev. D* **106**, 083005 (2022), [Erratum: *Phys. Rev. D* **109**, 129901 (2024)], arXiv:2206.08444 [astro-ph.HE].
- [66] Y. Zhang and A. Burrows, Transport equations for oscillating neutrinos, *Phys. Rev. D* **88**, 105009 (2013), arXiv:1310.2164 [hep-ph].
- [67] E. P. O'Connor, *Topics in Core-Collapse Supernova Theory: The Formation of Black Holes and the Transport of Neutrinos*, Ph.D. thesis, California Institute of Technology (2012).
- [68] L. Wolfenstein, Neutrino oscillations in matter, *Phys. Rev. D* **17**, 2369 (1978).
- [69] S. P. Mikheyev and A. Y. Smirnov, Resonance enhancement of oscillations in matter and solar neutrino spectroscopy, *Yad. Fiz.* **42**, 1441 (1985), (*Sov. J. Nucl. Phys.* **42** 913).
- [70] C. Cohen-Tannoudji, B. Diu, and F. Laloë, *Quantum mechanics, Volume 3: Fermions, Bosons, Photons, Correlations, and Entanglement* (John Wiley & Sons, 2019).
- [71] S. Galais, J. Kneller, and C. Volpe, The neutrino-neutrino interaction effects in supernovae: the point of view from the ‘matter’ basis, *J. Phys. G* **39**, 035201 (2012), arXiv:1102.1471 [astro-ph.SR].
- [72] H. Duan, G. M. Fuller, J. Carlson, and Y.-Z. Qian, Coherent Development of Neutrino Flavor in the Supernova Environment, *Phys. Rev. Lett.* **97**, 241101 (2006), arXiv:astro-ph/0608050 [astro-ph].
- [73] H. Duan, G. M. Fuller, J. Carlson, and Y.-Z. Qian, Simulation of Coherent Non-Linear Neutrino Flavor Transformation in the Supernova Environment. 1. Correlated Neutrino Trajectories, *Phys. Rev. D* **74**, 105014 (2006), arXiv:astro-ph/0606616 [astro-ph].
- [74] M. Blennow and A. Y. Smirnov, Neutrino propagation in matter, *Adv. High Energy Phys.* **2013**, 972485 (2013), arXiv:1306.2903 [hep-ph].
- [75] D. V. Ahluwalia and C. Burgard, Gravitationally Induced Neutrino-Oscillation Phases, *Gen. Rel. Grav.* **28**, 1161 (1996), arXiv:gr-qc/9603008 [gr-qc].
- [76] D. Píriz, M. Roy, and J. Wudka, Neutrino oscillations in strong gravitational fields, *Phys. Rev. D* **54**, 1587 (1996), arXiv:hep-ph/9604403 [hep-ph].
- [77] C. Y. Cardall and G. M. Fuller, Neutrino oscillations in curved spacetime: A heuristic treatment, *Phys. Rev. D* **55**, 7960 (1997), arXiv:hep-ph/9610494 [hep-ph].
- [78] N. Fornengo, C. Giunti, C. W. Kim, and J. Song, Gravitational effects on the neutrino oscillation, *Phys. Rev. D* **56**, 1895 (1997), arXiv:hep-ph/9611231 [hep-ph].
- [79] K. Konno and M. Kasai, General Relativistic Effects of Gravity in Quantum Mechanics — A Case of Ultra-Relativistic, Spin 1/2 Particles —, *Prog. Theor. Phys.* **100**, 1145 (1998), arXiv:gr-qc/0603035 [gr-qc].
- [80] G. Lambiase, G. Papini, R. Punzi, and G. Scarpetta, Neutrino optics and oscillations in gravitational fields, *Phys. Rev. D* **71**, 073011 (2005), arXiv:gr-qc/0503027 [gr-qc].
- [81] M. Dvornikov, Neutrino spin oscillations in matter under the influence of gravitational and electromagnetic fields, *JCAP* **2013** (6), 015, arXiv:1306.2659 [hep-ph].
- [82] L. Visinelli, Neutrino flavor oscillations in a curved spacetime, *Gen. Rel. Grav.* **47**, 62 (2015), arXiv:1410.1523 [gr-qc].
- [83] Y.-H. Zhang and X.-Q. Li, Three-generation neutrino oscillations in curved spacetime, *Nucl. Phys. B* **911**, 563

- (2016), [arXiv:1606.05960 \[hep-ph\]](#).
- [84] Y. Yang and J. P. Kneller, GR effects in supernova neutrino flavor transformations, *Phys. Rev. D* **96**, 023009 (2017), [arXiv:1705.09723 \[astro-ph.HE\]](#).
- [85] A. Chatelain and M. C. Volpe, Neutrino decoherence in presence of strong gravitational fields, *Phys. Lett. B* **801**, 135150 (2020), [arXiv:1906.12152 \[hep-ph\]](#).
- [86] P. Sadeghi, F. Hammad, A. Landry, and T. Martel, Wave packet treatment of neutrino flavor oscillations in various spacetimes, *General Relativity and Gravitation* **53**, 98 (2021), [arXiv:2111.01441 \[gr-qc\]](#).
- [87] H. Nagakura, General-relativistic quantum-kinetics neutrino transport, *Phys. Rev. D* **106**, 063011 (2022), [arXiv:2206.04098 \[astro-ph.HE\]](#).
- [88] A. Mirizzi and P. D. Serpico, Instability in the Dense Supernova Neutrino Gas with Flavor-Dependent Angular Distributions, *Phys. Rev. Lett.* **108**, 231102 (2012), [arXiv:1110.0022 \[hep-ph\]](#).
- [89] T. Morinaga, Fast neutrino flavor instability and neutrino flavor lepton number crossings, *Phys. Rev. D* **105**, L101301 (2022), [arXiv:2103.15267 \[hep-ph\]](#).
- [90] B. Dasgupta, Collective Neutrino Flavor Instability Requires a Crossing, *Phys. Rev. Lett.* **128**, 081102 (2022), [arXiv:2110.00192 \[hep-ph\]](#).
- [91] F. Foucart, E. O'Connor, L. Roberts, L. E. Kidder, H. P. Pfeiffer, and M. A. Scheel, Impact of an improved neutrino energy estimate on outflows in neutron star merger simulations, *Phys. Rev. D* **94**, 123016 (2016), [arXiv:1607.07450 \[astro-ph.HE\]](#).
- [92] S. Richers, J. Froustey, S. Ghosh, F. Foucart, and J. Gomez, Asymptotic-state prediction for fast flavor transformation in neutron star mergers, [arXiv:2409.04405 \[astro-ph.HE\]](#) (2024).
- [93] S. Navas *et al.* (Particle Data Group), Review of particle physics, *Phys. Rev. D* **110**, 030001 (2024).
- [94] P. Virtanen *et al.*, SciPy 1.0—Fundamental Algorithms for Scientific Computing in Python, *Nature Meth.* **17**, 261 (2020), [arXiv:1907.10121 \[cs.MS\]](#).