
Probing Mechanical Reasoning in Large Vision Language Models

Haoran Sun¹, Qingying Gao¹, Haiyun Lyu², Dezhi Luo^{3,*}, Hokin Deng^{4,*}, Yijiang Li⁵

¹Johns Hopkins University, ²University of North Carolina at Chapel Hill,

³University of Michigan, ⁴Carnegie Mellon University, ⁵University of California, San Diego

* ihzedoul@umich.edu, hokind@andrew.cmu.edu

Abstract

Mechanical reasoning is a fundamental ability that sets human intelligence apart from other animal intelligence. Mechanical reasoning allows us to design tools, build bridges and canals, and construct houses which set the foundation of human civilization. Embedding machines with such ability is an important step towards building human-level artificial intelligence. Recently, Li et al. built CogDevelop2K, a data-intensive cognitive experiment benchmark for assaying the developmental trajectory of machine intelligence [Li et al., 2024]. Here, to investigate mechanical reasoning in Vision Language Models, we leverage the MechBench of CogDevelop2K, which contains approximately 150 cognitive experiments, to test understanding of mechanical system stability, gears and pulley systems, seesaw-like systems and leverage principle, inertia and motion, and other fluid-related systems in Large Vision Language Models. We observe diverse yet consistent behaviors over these aspects in VLMs.

1 Introduction

Humans are the only species on this planet which know how to build complex mechanical systems. Since the beginning of civilization, we have created tools to improve our ability to shape the world around us. Early humans made simple tools from stone, bone, and wood, using them to hunt, gather, and build. Over time, our tools became more complex, enabling greater feats in agriculture and architecture. Nowadays, we have cars, airplanes, and computers that enable us to travel and communicate so seamlessly that the entire planet feels like a connected village [Harari, 2014]. Behind these remarkable achievements lies the power of reasoning about the relations and interactions of objects in the physical world, or in other words, mechanical reasoning [Heidegger, 1927, Clark, 2010, Harman, 2011, Vaesen, 2012]. Few evidences suggest animals also have the ability to reason mechanically about objects [Shumaker et al., 2011], but humans remain distinctive in terms of our flexibility, complexity, and creativity in mechanical reasoning abilities [Allen et al., 2020, Allen, 2021].

Recently, Li et al. built CogDevelop2K, a data-intensive cognitive experiment benchmark for assaying the developmental trajectory of machine intelligence [Li et al., 2024]. We here leverage

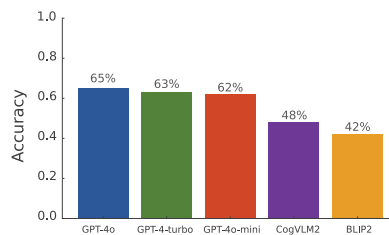


Figure 1: VLMs Performance on MechBench from CogDevelop2K.

A

There are two sets of vertical strip-like objects. Now, if you push the upper left part of both sets of objects with your hand, which set is more likely to fall over? Please select from the following choices:
 A. The same; B. Right side; C. Left side
 Correct Answer: C

GPT4o: C left side. The set of strip-like objects on the right has additional structural support in the form of two shorter vertical supports and a horizontal base this added support increases the stability of the structure on the right, making it less likely to fall over. When pushed in contrast, the set of objects on the left lacks any base or additional supports and thus is more susceptible to falling over when pressure is applied.

B

These stools are the same height. Which is more likely to tip over when an active child sits on it? Please select from the following choices:
 A. Left one; B. Right one; C. Both are equally stable
 Correct Answer: A

GPT4o: B right one. The stool on the right is more likely to tip over when an active child sits on it because its legs are splayed at an angle, making the base wider and potentially more stable under normal circumstances but also adding a tipping hazard due to the non-vertical configuration of the legs if the direction of force isn't managed an active child could more easily generate lateral forces that could tip the stool the left stool has straight legs that provide a more direct downward support aligned with the force of gravity, making it generally more stable and less prone to tipping

C

Two bridges with different designs: the first bridge is supported by two vertical pillars; the second bridge has additional cross-bracing between the two pillars for enhanced stability. With a sandbag of equal weight placed on each bridge, which bridge is more likely to withstand collapse? Please answer with A, B, C and provide an explanation.
 A. The first bridge; B. The second bridge; C. Both bridges are equally stable
 Correct Answer: B

GPT4o: B the second bridge. The second bridge is more likely to withstand collapse because it has additional cross-bracing between the two pillars. Cross-bracing increases the structural integrity and stability of the bridge by distributing loads more effectively and providing resistance against lateral forces.

D

As shown in the picture, which standing posture is more likely to become tiring after standing for a long time? Please select from the following choices:
 A. Left side; B. Right side; C. Both are equally stable
 Correct Answer: B

GPT4o: b right side. Standing on the toes, as shown on the right side, is more likely to become tiring more quickly than standing flat on the feet this position puts more strain on the muscles in the feet, calves, and ankles, requiring more effort to maintain balance and stability the left side, with feet flat on the ground, provides a more stable and less physically demanding stance

E

As shown in the picture, between the two types of porcelain objects, which one is more likely to tip over? Please select from the following choices:
 A. The top one; B. The bottom one; C. Both are equally stable
 Correct Answer: B

GPT4o: A the top on. The likelihood of an object tipping over depends on its center of gravity and base width the top porcelain object has a much narrower base and a broader top, which raises its center of gravity and makes it more prone to tipping over in contrast, the bottom porcelain object has a wider base and a more evenly distributed shape, lowering its center of gravity and making it more stable

F

In this picture, for the same bottle of cola, which placement method is less likely to roll, the one on top or the one on the bottom? Please select from the following choices:
 A. The top one; B. The bottom one; C. Both are equally stable
 Correct Answer: A

GPT4o: b the bottom one. The bottom placement has the bottle lying horizontally, which is less likely to roll compared to the vertical placement (depicted at the top) when a bottle is placed horizontally, it has a larger area of contact with the surface, creating more friction, which helps prevent rolling conversely, a vertically standing bottle (as shown in the top image) has a smaller base area in contact with the surface and is more prone to tipping and rolling

Figure 2: VLMs performance on reasoning about mechanical system stability in MechBench

the MechBench of CogDevelop2K, which contains around 150 cognitive experiments to investigate mechanical reasoning abilities in current Vision Language Models. We have aligned 60 models for our analysis, including both closed models such as GPT series, Gemini series, Claude series, and open models such as LLaVA series and Qwen-vl series [Gemini, Bai et al., 2023, Wang et al., 2024, Hong et al., 2024, Li et al., 2023, OpenAI]. Tests in MechBench generally investigate 6 aspects of mechanical reasoning abilities: 1. mechanical system ability 2. pulley systems, 3. gear systems, 4. seesaw-like systems and leverage principle, 5. inertia and motion, and 6. fluid mechanics. In general, Vision Language Models achieve above-chance performances on MechBench (Figure 1). Yet, models demonstrate diverse but consistent behaviors over the 6 aspects of MechBench.

2 Methods

2.1 Dataset

We leverage MechBench from the CogDevelop2K to construct our set of cognitive experiments to investigate mechanical reasoning abilities in Vision Language Models. MechBench is composed of 141 image-based cognitive experiments.

2.2 Model Selection and Experiment

We evaluate the intent inference capabilities of three categories of Visual Language Models (VLMs). To ensure a fair comparison, all VLMs are evaluated on their ability to reason over images and texts under a zero-shot, open-ended generation task. Detailed documentation of the inference methodology can be found in the paper reporting the CogDevelop2K benchmark [Li et al., 2024].

The models are categorized as follows:

- 1. Open-source VLMs with Multi-Image Reasoning:** Includes models with different sizes and other variants such as CogVLM Series [Hong et al., 2024], Qwen series (Qwen-VL [Bai et al., 2023], Qwen-2 [Wang et al., 2024]), and B1ip2 [Li et al., 2023], LLaVA-Next [Liu et al., 2024], which are capable of reasoning over interleaved multiple images and texts.
- 2. Closed-source VLMs with Multi-Image Reasoning:** Includes proprietary models such as GPT series [OpenAI] (GPT-4v, GPT-4-turbo, GPT-4o-mini), Gemini Series [Gemini], and Claude Series [Claude]. These models also support reasoning across interleaved images and texts,

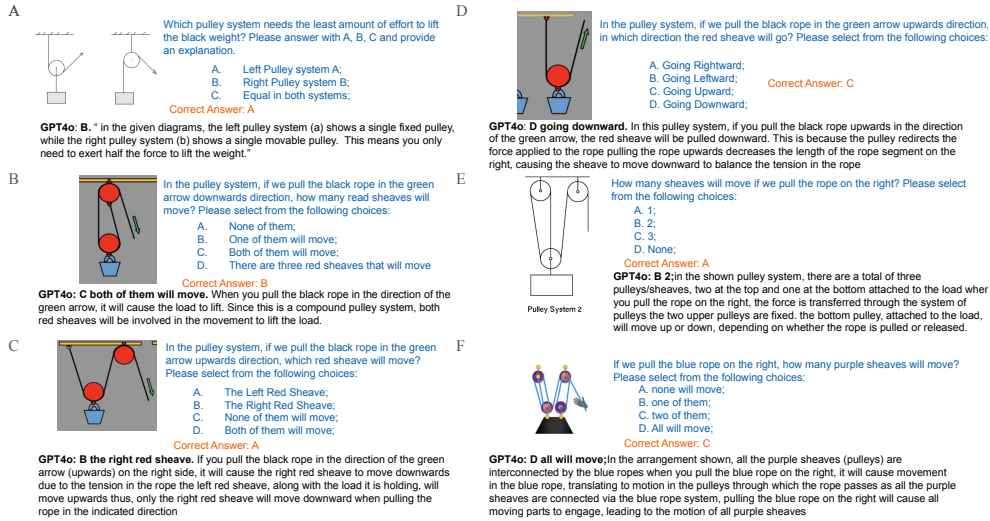


Figure 3: VLMs performance on reasoning about pulley systems in MechBench

3. **Open-source VLMs with single-Image Reasoning:** Includes models designed to process a single image alongside continuous text. InstructBlip Series [Dai et al., 2023], LLaVA Series [Liu et al., 2023a] [Liu et al., 2023b]

Prompt Example:

Question + Please answer with a number/ Yes or No/ the option's letter from the given choices directly.

In total, we are in the process of aligning 60 models for evaluation. We have selected five representative models for demonstration (Figure 1). In order to analyze the reasoning abilities of VLMs, we prompt the models to explain their answers after providing them.

3 Result

3.1 Understanding of Mechanical System Stability

VLMs performance in intuitively evaluating system stability is not ideal, however here we observe some interesting phenomena. Models excel at identifying objects in images, and they not only understand what the objects are, the models also successfully recognize their mechanical states as well. Also, the models could effectively connect mechanical descriptions with the corresponding mechanical scenarios (Figure 2). In Experiments 2B and 2F, the models could recognize the two chairs and the two bottles, and their mechanical situations; however, the models still failed to provide the correct answers in the experiments. For instance, in Experiment 2B, the model explains, "the stool on the right is more likely to tip over when an active child sits on it because its legs are splayed at an angle, making the base wider and potentially more stable under normal circumstances but also adding a tipping hazard due to the non-vertical configuration of the legs". The model correctly notices that it's the angle of the leg that matters for the stability of the system. However, it reasons completely the opposite way to correct answers. When the leg's angle wider, it's actually more stable. It's a very intuitive physical problem for humans but the models fail, even though they still demonstrate step-by-step reasoning abilities in this case. In Experiment 2F, the model is correct that the bottle on the bottom "has a larger area of contact with the surface, creating more friction, which helps prevent rolling". However, the model fails to realize one bottle is standing, and one bottle is rolling, and sliding friction and rolling friction are completely different. In contrast, humans can easily solve these problems intuitively.

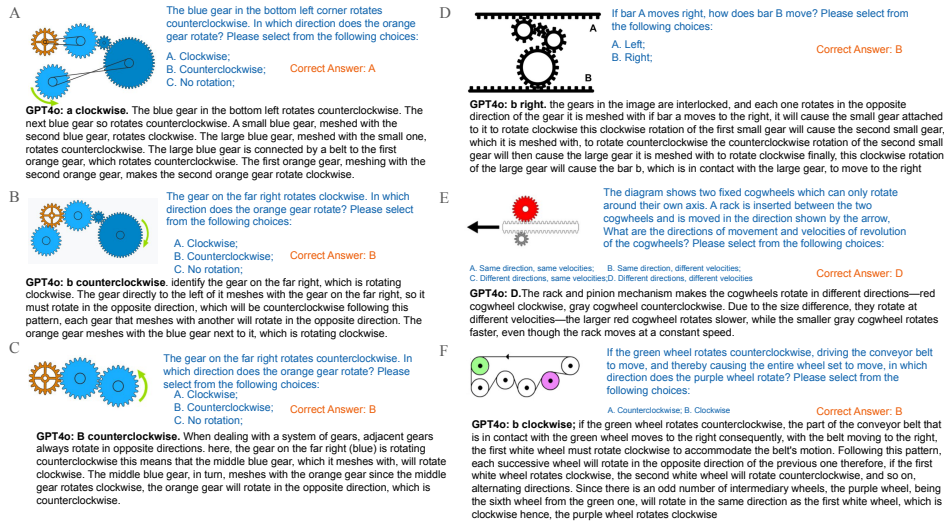


Figure 4: VLMs performance on reasoning about gear systems in MechBench

3.2 VLMs Don't Understand Pulley Systems

We find that current VLMs struggle to handle pulley systems (Figure 3). We observe that there are generally three failures in VLMs reasoning about pulley systems: first, VLMs are not able to identify which are the movable pulleys in the system, and second, VLMs exhibit relatively low accuracy in determining whether an object is rising or falling through pulley systems.

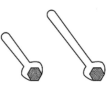
VLMs perform poorly in recognizing movable pulley systems. In Experiment 3A, the image includes a standard single movable pulley system and a standard single fixed pulley system. The question "Which system requires less effort?" is essentially asking whether the model can correctly select the movable pulley. Clearly, the model failed in its selection, as it straightforwardly provided an incorrect answer in its explanation. VLMs also struggle in predicting whether a suspended weight is being lifted or lowered through a pulley system. Experiments 3B-F either directly or indirectly reflect this issue, with Experiment 3D being the most direct and concise. In Experiment D, the weight is directly attached to the movable pulley, and by pulling the other end of the rope, the pulley and the weight are lifted. However, the model's response was the exact opposite of the correct answer. In its explanation, the model seemed to imply that the pulley was not fixed (though it did not explicitly state that it was a movable pulley), and the physics it provided was entirely incorrect. Therefore, we can hypothesize that the model's poor performance in predicting the weight's movement may be due to its limited ability to recognize movable pulleys. However, the specific reasons require further experiments to be analyzed in detail.


The above two issues confirm that VLMs still have limitations in recognizing pulley systems, whereas for individuals with some mechanical experience, identifying simple pulley systems through basic diagrams is not difficult (especially in the case of Experiments 3A and 3D).


3.3 VLMs Understand Gear Systems


On gear and conveyor belt problems, VLMs are able to give highly accurate judgments (Figure 4). In particular, VLMs can reliably determine the rotation of one pulley based on the direction of another.

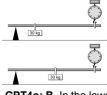
Compared to pulley systems, we speculate several reasons why VLMs perform better in gear systems. First, gear problems typically involve simple mechanical setups with fixed scenarios, meaning the layout and interactions between gears are often straightforward. This reduces the complexity for the model when analyzing the system, as it does not need to account for too many

A  Which wrench will make it easier to tighten the bolt? Please answer with A, B and provide an explanation.
 A. The red can
 B. The silver can
Correct Answer: B
GPT4o: B the right one. Explanation: the right wrench has a longer handle, which provides more leverage with more leverage, it requires less force to achieve the same amount of torque on the bolt, making it easier to tighten

B  The person on the left is lower than the person on the right. What can the person on the right do in order to make the seesaw more level?
 A. Slide forward;
 B. Sit up straight;
 C. Slide backward;
 D. Lean forward;
Correct Answer: C
GPT4o: A. "A seesaw balances based on the principle of leverage. Sliding forward will decrease the distance of the person on the right from the fulcrum"

C  Which handle requires less force to lift? Please select from the following choices:
 A. Right Handle;
 B. Left Handle
Correct Answer: B
GPT4o: B left handle. The diagram shows two levers with the same weight placed at the same position on both levers the key difference lies in the length of the handles the left handle is longer than the right handle according to the principles of leverage, the longer the lever arm, the less force is required to lift the same weight the length of the lever arm increases the mechanical advantage, thereby decreasing the necessary force to lift the weight.

D  A balance scale is shown in the picture, forcibly kept in equilibrium by hand, with objects of equal weight in both trays. The distance from the left tray to the base is less than that of the right tray. When the hand is released, will the scale tilt to the right?
Correct Answer: Yes
GPT4o: yes, the scale will tilt to the right. This is because the torque (rotational force) on each side depends on both the weight of the objects and the distance from the pivot point (fulcrum) although the weights are equal, the distance from the left tray to the pivot point is less than the distance from the right tray to the pivot point

E  In which picture will the scales read lower (less weight)? Please select from the following choices:
 A. the upper;
 B. the below one;
 C. same;
Correct Answer: A
GPT4o: B. In the lower image, the scale is closer to the 30 kg weight, meaning it bears more of the weight directly because the fulcrum is farther from the scale in the upper image than in the upper image, the scale has to support less torque the distribution of weight in this setup leads to a lower reading on the scale in the lower image compared to the upper image therefore, the scale will read lower in the below picture

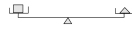
F  There is a balance scale with a square object on the left tray and a triangular object on the right tray. The distance from both trays to the base is equal. If the triangular object is lighter than the square object, which way will the balance scale tilt? Please select from the following choices:
 A. To the left;
 B. To the right;
 C. Remain level;
Correct Answer: A
GPT4o: A. if the triangular object on the right tray is lighter than the square object on the left tray, the left side of the balance scale (where the heavier square object is placed) will go down, and the right side (where the lighter triangular object is placed) will go up


Figure 5: VLMs performance on reasoning about seesaw-like systems and leverage principle in MechBench

variables or unpredictable changes in the structure. In other words, a gear system could be reduced into a logical diagram, and solved correctly using that diagram.


Secondly, gear problems rely on a few key physical principles. Specifically, there are two important rules: adjacent gears always rotate in opposite directions, and smaller gears rotate faster than larger ones. Unlike problems that involve complex mathematical calculations, these rules are straightforward for the model to understand and apply consistently. As a result, the model can accurately analyze and predict gear behavior. Similarly, these physical rules can be reduced to logical rules, allowing the model to solve the problem using fixed logical principles.

3.4 Seesaw-like systems and Leverage Principle


We observe diverse behaviors in VLMs on solving seesaw-like mechanical systems and applying leverage principle (Figure 5). Experiments 5A, 5C, 5D, and 5F involve relatively simple scene-based question answering and basic extrapolation. Experiments 5A and 5D are straightforward question-answer tasks. As long as the model identifies the key information in the images—such as the length of the wrench in Experiment 5A or the unequal torques in Experiment 5D—it can easily solve the problems. Experiments 5C and 5F involve simple extrapolations based on scene information, like understanding how changes in the length of the resistance arm affect force in Experiment 5C or predicting the outcome when the weights on a balance scale are unequal in Experiment 5F. It is evident that the model performed exceptionally well in these experiments, providing both correct answers and detailed explanations. However, in Experiments 5B and 5E, VLMs failed to give the correct answers. We suspect that VLMs struggle when the mechanical reasoning processes, particularly applying the leverage principle and solving seesaw-like systems, require multiple steps. For example, in Experiment 5B, while VLMs recognize it is a seesaw-like system, they fail to understand how to operate within this system: sliding backward would give more leverage. This reasoning process may require backtracking through several steps: first, identifying the seesaw-like system; second, understanding how to apply leverage; third, realizing that sliding backward increases leverage; fourth, recognizing that more leverage is needed to level the system; and finally, concluding that sliding backward is necessary. The same issue arises in Experiment 5E.

A  If the cart is moving in the direction of the arrow and suddenly stops, which direction will the pop fall? Please select from the following choices:
 A. forward;
 B. backward; **Correct Answer: A**


GPT4o: A. According to the laws of inertia, an object in motion will stay in motion unless acted upon by an external force when the cart is moving and suddenly stops, the pop inside the cart will continue moving in the same direction the cart was originally moving since the cart is moving in the direction of the arrow (to the left), and it suddenly stops, the pop will continue moving forward (to the left) and fall in that direction.

B  An object is suspended from the ceiling by two thin strings, with the ends of the strings fixed at different positions on the ceiling. If the right string breaks, how will the object move? Please select from the following choices:
 A. Swing like a pendulum towards the right;
 B. Swing like a pendulum towards the left; **Correct Answer: B**
 C. Remain stationary;


GPT4o: B. When the right string breaks, the tension in the right string that was balancing the weight of the object will be lost as a result, the object will no longer have support from the right side and will swing to the left due to the remaining tension from the left string the left string will act as a pivot, causing the object to swing like a pendulum towards the left

C  A ball is performing simple pendulum motion, where left, middle, and right respectively represent the ball being at the highest point, middle position, and lowest point. At which position will the pendulum normally travel the fastest?
 A. left;
 B. middle; **Correct Answer: C**
 C. right;


GPT4o: B. middle; "In a simple pendulum motion, the pendulum has the highest potential energy and the lowest kinetic energy at its highest points (left and right positions) as it swings toward the middle position (lowest point)"

D  One object is connected to the ceiling by a first thin string, and another object is connected to the first object by a second thin string. Is the force on the first string greater than on the second one
Correct Answer: Yes

GPT4o: Yes. The force on the first string is greater than the force on the second string this is because the first string must support the weight of both objects, while the second string only needs to support the weight of the lower object the tension in the first string results from the combined weight of the two objects, while the tension in the second string results from just the weight of the lower object

E  A small ball is connected to the suspension of the car through a thin wire. According to the state of the ball and the string, does the car remain motionless
Correct Answer: No

GPT4o: No, the car is not motionless the image shows a small ball hanging from a string, and the string is slanted backward at an angle relative to the vertical this indicates that the car is experiencing acceleration or deceleration if the car were stationary, the string would hang straight down due to gravity the backward slant suggests that the car is accelerating forward, causing the ball to be pulled backward due to inertia

F  A small ball is connected to the car's suspension by a thin string. The car is moving to the right. Please answer, if the car suddenly stops, the ball will: Please select from the following choices:
 A. Remain unchanged relative to the car;
 B. Move backward relative to the car;
 C. Move forward relative to the car; **Correct Answer: C**

GPT4o: B move backward relative to the car. When the car suddenly stops, the ball will continue moving forward due to its inertia, as stated by newton's first law of motion relative to the car, which has stopped, the ball will appear to move backward this backward motion relative to the car is actually the ball continuing to move forward while the car decelerates

Figure 6: VLMs performance on reasoning about inertia and motion in MechBench


3.5 Inertia and Motion

We also observe very diverse behaviors in VLMs' understanding of inertia and motion (Figure 6). Similar to seesaw-like systems, VLMs are able to identify the mechanical situations in the problem settings. However, they lack the ability to effectively predict the next step based on the current scene.

Experiment 6E involves scene-based question. The model not only identified that the cart was not stationary, but it also further analyzed that if the object suspended on the cart were stationary, it would fall vertically due to gravity. However, the depicted scene likely indicates that the cart is accelerating forward. Experiments 6A, 6B, and 6D, on the other hand, are cases of simple extrapolation. They are categorized as "simple extrapolation" because the scenarios are straightforward and involve a single, clear change. For example, in Experiment 6A, the change involves the cart suddenly stopping—a relatively simple scene (involving only two objects, the drink and the cart, with straight-line motion and vertical force equilibrium). Similar patterns apply to Experiments 6B and 6D.

Experiments 6C and 6F, however, involve more complex reasoning related to inertia and motion prediction. Experiment 6F is a derivative question from Experiment 6E, asking what would happen if the cart suddenly stopped. The suspended object would continue moving forward due to inertia. Although the scene in Experiment 6F is similar to Experiment 6E, and the question is similar to that in Experiment 6A, it involves more objects (the pulling rope, the cart, and the pulled object), more physical principles, and a sudden change in force (as the rope loses tension). The model clearly struggled with this problem, providing an incorrect answer and an explanation that did not meet expectations. Notably, Experiment 6C asks a common-sense question based on pendulum motion. The image in Experiment 6C marks three points in the half-arc of the pendulum's swing: the highest point, the quarter-arc point, and the lowest point. This information is also specified in the prompt. However, the model gave an incorrect answer, and its explanation was confused. The model completely misunderstood the designated points in the diagram and in the prompt, mistaking the first and third points as the left and right highest points of the pendulum's motion and the second point as the lowest point. One possible reason for this error is that the model may have mistaken the half-arc pendulum motion in Experiment 6C for a full pendulum motion. A deeper explanation might suggest that the model has issues with perceptual constancy. The image in Experiment 6C might have been misinterpreted as a 3D scene, and this visual misperception could be the root of the error. This hypothesis requires further experimentation to be confirmed.


A



Objects left and right are submerged in separate tanks, both filled with water. In which tank (Left or Right) will the water level be the highest? Please select from the following choices:
 A. the Right one; **Correct Answer: B**
 B. the Left one.

GPT4o: B the left one. Considering that the right object is larger, it will displace more water compared to the left object however, because the right object's weight is supported by a solid base (it is apparently not floating), only its volume beneath the water level causes displacement the volume of displaced water will be less than when compared to the left object if we assume the left object is fully submerged or floating without a base supporting it.

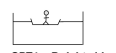
B



Will there be water left in the bucket at the end? **Correct Answer: Yes**

GPT4o: No. The image shows a bucket with a hole from which water is spilling out assuming there is no continuous supply of water being added to the bucket, all the water will eventually leak out through the hole therefore, there will be no water left in the bucket


C



Two cups contain the same amount of water. A single object is placed into the left cup, and two objects are placed into the right cup. Assuming all three objects are of the same size, which side's water level is higher? Please select from the following choices:
 A. Left side; **Correct Answer: B**
 B. Right side;

GPT4o: B right side. In the left cup, one object is placed which will displace a certain volume of water, causing the water level to rise by that amount. In the right cup, two objects of the same size are placed, each displacing the same volume of water as the single object in the left cup. Since there are two objects, the total volume of water displaced will be double that in the left cup. Therefore, since the right cup displaces more water due to the additional object, the water level in the right cup will be higher


D



Which measure is marked properly?
 A. Left; **Correct Answer: C**
 B. Middle;
 C. Right

GPT4o: C right. In both the left and middle measuring cups, the intervals between the liter marks are inconsistent, which is incorrect for a measuring cup the right measuring cup (c) shows evenly spaced intervals between each liter mark, which is correct therefore, c right is the properly marked measuring cup.


E



Two cups contain the same amount of water. A single object is placed into the left cup, and two objects are placed into the right cup. Assuming all three objects are of the same size and are completely submerged, which side's water level is higher? Please select from the following choices:
 A. Left side; **Correct Answer: B**
 B. Right side;

GPT4o: B right side. The boat with two dolls will sit deeper in the water compared to the boat with one doll this is due to the additional weight of the second doll, which increases the overall weight that the boat has to support according to archimedes' principle, the boat will displace an amount of water equal to the weight of the boat and its contents therefore, the heavier boat (with two dolls) will displace more water and sit deeper in the water than the lighter boat (with one doll)

F



If a balloon is completely submerged in water by hand, and then let go, how will the balloon move? Please select from the following choices:
 A. Move upwards in the water; **Correct Answer: A**
 B. Move downwards in the water;

GPT4o: A. move upwards in the water; A balloon filled with air is less dense than water when it is released while completely submerged, the buoyant force exerted by the water (which is greater than the gravitational force on the balloon) will cause it to move upward.

Figure 7: VLMs performance on reasoning about fluid systems in MechBench

3.6 Fluid Systems

The fluid-related experiments involved properties such as fluid flow, buoyancy, and volume. In fluid-related systems, VLMs still face the aforementioned issues, particularly the challenge of complex inference. However, a notable highlight is that VLMs have demonstrated impressive scene understanding and detail-capturing abilities.

Experiments 7B and 7C highlighted the model's weaker inference abilities. In Experiment 7B, the hole in the bucket was positioned at the middle of the bucket's wall. Clearly, once the water level drops to the level of the hole, water will stop flowing out, meaning some water will remain in the bucket. However, the model failed to capture this crucial detail about the hole's location, leading to an incorrect answer. Similarly, in Experiment 7C, although the model provided the correct answer, its explanation was incorrect.

It is worth noting that the model excelled in image comprehension and detail recognition, especially in Experiments 7D and 7F. In Experiment 7D, the measuring cup had a narrow base and a wider top, meaning the scale markings could not be evenly spaced. The model successfully captured these details, including the design of the measuring cup, the distribution of the scale, and the corresponding numerical values and units, offering a detailed explanation. The same can be said for Experiment 7F. The model accurately identified that the balloon was fully inflated with gas and incorporated the concepts of gas and liquid density to explain the current state and predict the next step of the experiment.

4 Discussion

Here, we leverage MechBench, an assay of 141 cognitive experiments that include many aspects of mechanical reasoning to investigate Vision Language Models. We investigate VLM abilities in reasoning about mechanical stability, gear systems, pulley systems, inertia and motion, and fluid systems. In general, we observe very diverse phenomena in VLM mechanical reasoning abilities. It's definitely the case that VLMs already have some sorts of mechanical reasoning abilities. Nevertheless, we also observe that VLMs have numerous failure modes in reasoning about physical objects and their mechanical interactions in the world.

One parallelism might be drawn here between current machine intelligence and animal intelligence. Whether animals have the ability to mechanically reason about objects in the world still remain a hotly

debated scientific topic [Hall, 1963, Van Lawick-Goodall, 1971, Seed and Byrne, 2010, Andrews, 2020]. Some examples of mechanical reasoning in animals have been observed. Chimpanzees, for example, could transform a leafy vine into a thin, flexible tool for fishing termites, while crafting a sturdier rod for dipping into ant nests [Goodall, 1986]. A New Caledonian crow uses its beak to shape the serrated leaves of a Pandanus tree into strips, which the crow then employs to extract insects or larvae from hard-to-reach places [St Clair and Rutz, 2013]. Nevertheless, animals are not able to achieve the level of perplexity and creativity in terms of manipulating and building mechanical systems comparing to humans [Birch et al., 2020]. One interesting direction would be juxtaposing animal intelligence, machine intelligence, and human intelligence with our mechanical reasoning assay, and learn from the similarities and differences in how animals, machines, and humans reason about physical objects and their interactions in the world.

The computational basis of mechanical reasoning in the human mind has been a focus of research. One of the core theories in cognitive science regarding human mechanical reasoning is mental simulation. As proposed by Hegarty [1992], when people reason about mechanical systems, such as gears or pulley systems, they engage in a step-by-step mental process where each component is animated sequentially. This is different from imagining a static scene; rather, people simulate the dynamic changes within the system incrementally. This mechanism reflects a fundamental limitation in working memory, in that humans cannot animate the entire system holistically, but instead rely on breaking it down into smaller causal units to reason through the interaction of its components.

Similarly, in our experiments, Vision-Language Models (VLMs) exhibited signs of piecemeal reasoning but showed limitations in comprehending the full causal chain, much like the sequential cognitive processes seen in human mental simulation. The VLMs often struggled to reason about components deeper within the causal chain, such as inferring the behavior of a secondary gear or pulley based on the motion of a primary one. This suggests that while VLMs can engage with the initial stages of a problem, they may not yet possess the cognitive flexibility required to simulate complex mechanical systems across multiple stages.

Furthermore, studies by [Schwartz and Black, 1996] demonstrated that humans use analog processes in mechanical reasoning, meaning their cognitive processes mirror the physical dynamics they aim to understand. For example, when reasoning about the interaction between gears, humans often rely on mental rotation—where the time to mentally rotate an object is proportional to the angle of rotation. This ability to accurately simulate physical processes is crucial for reasoning about real-world mechanical systems, such as predicting how two interlocking gears will turn.

However, our analysis of VLMs in the gear systems tasks from MechBench reveals that while VLMs sometimes mimic human-like performance on surface-level tasks, their ability to engage in these analog processes remains underdeveloped. VLMs often fail to understand proportionality in systems, such as recognizing how changes in one gear affect subsequent ones. This suggests that their internal representation of mechanical systems lacks the depth of human analog reasoning.

Finally, the role of spatial representation in mechanical reasoning is crucial. Dual-task studies by [Hegarty and Sims, 1994] revealed that spatial working memory plays a significant role in solving mechanical reasoning tasks, as visuospatial information needs to be continuously processed and manipulated. VLMs, while equipped with powerful vision-language integration, appear to lack this level of spatial manipulation, often failing in tasks that require maintaining a coherent internal spatial representation of the objects involved. This limitation leads to errors when reasoning about inertia, fluid dynamics, or the spatial consequences of motion within a system.

Thus, by applying insights from human mechanical reasoning research to our findings with VLMs, it is evident that current VLMs do not yet fully replicate the sophisticated cognitive processes humans use. Mechanical reasoning requires the integration of mental simulation, analog processes, and spatial manipulation, all of which present ongoing challenges for machine intelligence. The path forward involves enhancing VLMs' ability to engage in these types of reasoning, which could be guided by further exploration of how humans—and even animals—approach the same problems.

Acknowledgments and Disclosure of Funding

The project is not funded by any organizations.

References

- Kelsey R Allen, Kevin A Smith, and Joshua B Tenenbaum. Rapid trial-and-error learning with simulation supports flexible tool use and physical reasoning. *Proceedings of the National Academy of Sciences*, 117(47):29302–29310, 2020.
- Kelsey Rebecca Allen. *Learning to act with objects, relations and physics*. PhD thesis, Massachusetts Institute of Technology, 2021.
- Kristin Andrews. *The animal mind: An introduction to the philosophy of animal cognition*. Routledge, 2020.
- Jinze Bai, Shuai Bai, Shusheng Yang, Shijie Wang, Sinan Tan, Peng Wang, Junyang Lin, Chang Zhou, and Jingren Zhou. Qwen-vl: A versatile vision-language model for understanding, localization, text reading, and beyond. *arXiv preprint arXiv:2308.12966*, 2023.
- Jonathan Birch, Alexandra K Schnell, and Nicola S Clayton. Dimensions of animal consciousness. *Trends in cognitive sciences*, 24(10):789–801, 2020.
- Andy Clark. *Supersizing the mind: Embodiment, action, and cognitive extension*. oxford university Press, 2010.
- claude. Claude models - anthropic. <https://docs.anthropic.com/en/docs/welcome#models>.
- Wenliang Dai, Junnan Li, Dongxu Li, Anthony Meng Huat Tiong, Junqi Zhao, Weisheng Wang, Boyang Li, Pascale Fung, and Steven Hoi. Instructblip: Towards general-purpose vision-language models with instruction tuning, 2023.
- Gemini. Gemini models| gemini api| google ai for developers. <https://ai.google.dev/gemini-api/docs/models/gemini>.
- Jane Goodall. The chimpanzees of gombe: patterns of behaviour. *Harvard University Press*, 1986.
- K Ronald L Hall. Tool-using performances as indicators of behavioral adaptability. *Current Anthropology*, 4(5):479–494, 1963.
- Yuval Noah Harari. *Sapiens: A brief history of humankind*. Random House, 2014.
- Graham Harman. *Tool-being: Heidegger and the metaphysics of objects*. Open Court, 2011.
- Mary Hegarty. Mental animation: Inferring motion from static displays of mechanical systems. *Journal of experimental psychology: learning, memory, and cognition*, 18(5):1084, 1992.
- Mary Hegarty and Valerie K Sims. Individual differences in mental animation during mechanical reasoning. *Memory & Cognition*, 22:411–430, 1994.
- Martin Heidegger. *Being and time*. SUNY press, 1927.
- Wenyi Hong, Weihang Wang, Ming Ding, Wenmeng Yu, Qingsong Lv, Yan Wang, Yean Cheng, Shiyu Huang, Junhui Ji, Zhao Xue, et al. CogVLM2: Visual language models for image and video understanding. *arXiv preprint arXiv:2408.16500*, 2024.
- Junnan Li, Dongxu Li, Silvio Savarese, and Steven Hoi. BLIP-2: bootstrapping language-image pre-training with frozen image encoders and large language models. In *ICML*, 2023.
- Yijiang Li, Qingying Gao, Haoran Sun, Haiyun Lyu, Dezhi Luo, and Hokin Deng. Reversed cognitive development in vision language models. *arXiv*, 2024.
- Haotian Liu, Chunyuan Li, Yuheng Li, and Yong Jae Lee. Improved baselines with visual instruction tuning, 2023a.

- Haotian Liu, Chunyuan Li, Qingyang Wu, and Yong Jae Lee. Visual instruction tuning, 2023b.
- Haotian Liu, Chunyuan Li, Yuheng Li, Bo Li, Yuanhan Zhang, Sheng Shen, and Yong Jae Lee. Llava-next: Improved reasoning, ocr, and world knowledge, January 2024. URL <https://llava-vl.github.io/blog/2024-01-30-llava-next/>.
- OpenAI. Models - openai api. <https://platform.openai.com/docs/models/gpt-4o>.
- Daniel L Schwartz and John B Black. Analog imagery in mental model reasoning: Depictive models. *Cognitive Psychology*, 30(2):154–219, 1996.
- Amanda Seed and Richard Byrne. Animal tool-use. *Current biology*, 20(23):R1032–R1039, 2010.
- Robert W Shumaker, Kristina R Walkup, and Benjamin B Beck. *Animal tool behavior: the use and manufacture of tools by animals*. JHU Press, 2011.
- James JH St Clair and Christian Rutz. New caledonian crows attend to multiple functional properties of complex tools. *Philosophical Transactions of the Royal Society B: Biological Sciences*, 368(1630):20120415, 2013.
- Krist Vaesen. The cognitive bases of human tool use. *Behavioral and brain sciences*, 35(4):203–218, 2012.
- Jane Van Lawick-Goodall. Tool-using in primates and other vertebrates. In *Advances in the Study of Behavior*, volume 3, pages 195–249. Elsevier, 1971.
- Peng Wang, Shuai Bai, Sinan Tan, Shijie Wang, Zhihao Fan, Jinze Bai, Keqin Chen, Xuejing Liu, Jialin Wang, Wenbin Ge, Yang Fan, Kai Dang, Mengfei Du, Xuancheng Ren, Rui Men, Dayiheng Liu, Chang Zhou, Jingren Zhou, and Junyang Lin. Qwen2-vl: Enhancing vision-language model’s perception of the world at any resolution. *arXiv preprint arXiv:2409.12191*, 2024.