

A Data-Driven Approach To Preserve Safety and Reference Tracking for Constrained Cyber-Physical Systems Under Network Attacks

Mehran Attar and Walter Lucia

Abstract—This paper proposes a worst-case data-driven control architecture capable of ensuring the safety of constrained Cyber-Physical Systems under cyber-attacks while minimizing, whenever possible, potential degradation in tracking performance. To this end, a data-driven robust anomaly detector is designed to detect cyber-attack occurrences. Moreover, an add-on tracking supervisor module allows safe open-loop tracking control operations in case of unreliable measurements. On the plant side, a safety verification module and a local emergency controller are designed to manage severe attack scenarios that cannot be handled on the controller's side. These two modules resort to worst-case reachability and controllability data-driven arguments to detect potential unsafe scenarios and replace, whenever strictly needed, the tracking controller with emergency actions whose objective is to steer the plant's state trajectory in a predefined set of admissible and safe robust control invariant region until an attack-free scenario is restored. The effectiveness of the proposed solution has been shown through a simulation example.

I. INTRODUCTION

Cyber-Physical Systems (CPSs) are advanced engineering systems that closely integrate computation and communication technologies. Owing to their enhanced capabilities compared to traditional systems, CPSs have swiftly been adopted across various sectors, including water treatment, energy management, aerospace, and manufacturing. However, their reliance on network communications also introduces significant security and privacy challenges, particularly vulnerability to cyber-attacks [1]. Therefore, in the research community, a lot of attention has been given to developing control solutions to detect and identify attacks, mitigate their presence and preserve the plant's safety and privacy, see, e.g., [2]–[4] and references therein.

Recently, there has been a growing trend in constrained CPS to explicitly address safety concerns. In [5], [6], by resorting to reachability analysis and set-theoretic concepts, authors have proposed a control architecture to preserve the safety of the plant. The authors in [7] presented an adaptive MPC-based framework capable of addressing security challenges in constrained networked control systems for various types of cyber-attacks. In [8], a distributed control architecture is proposed for discrete-time linear time-invariant multi-agent networked systems under replay attacks. In [9], a set-theoretic method

This work was supported in part by the Natural Sciences and Engineering Research Council of Canada (NSERC).

Mehran Attar and Walter Lucia are with the Concordia Institute for Information Systems Engineering (CIISE), Concordia University, Montreal, QC, H3G 1M8, CANADA, mehnan.attar@concordia.ca, walter.lucia@concordia.ca

has been developed to synthesize optimal LTI filters that constrain control inputs, preventing the reachability of unsafe states caused by resource-limited actuator or sensor attacks. In [10], a distributed MPC and attack detection framework is proposed for constrained linear multi-agent systems under adversarial attacks. In [11], a modular architecture capable of preserving the plant's safety while minimizing tracking performance loss has been designed for CPSs subject to state and input constraints.

All the above mentioned contributions are derived assuming an accurate a-priori knowledge of the system's dynamical model. However, obtaining an accurate mathematical model can be challenging, especially when the system's behavior is influenced by unknown or uncertain factors such as disturbances [12]. Consequently, recent efforts have focused on developing data-driven control architectures to safeguard the safety of constrained CPSs against cyber-attacks. For instance, in [13], the authors propose a solution utilizing data-driven set-theoretic concepts to ensure the safety of a constrained CPS. In [14], a data-driven MPC approach has been developed to compute input sequences and predicted outputs obtained from convex programming programs based on pre-collected input-output data. Building on this, a data-driven resilient controller is introduced, ensuring local input-to-state stability under specific denial-of-service (DoS) attacks and noise levels.

A. Contributions

The above-described state-of-the-art show that most of the existing results on the data-driven design of safety preserving control architectures neglect the tracking performance degradation problem under cyber-attacks. In particular, to the best of the author's knowledge, the problem of preserving the safety and tracking performance of a constrained CPS from a collection of noisy input-state trajectories has not yet been explored in the literature. Consequently, this paper goes in the direction of filling the existing gap, developing a solution that tries to minimize, whenever possible and in a data-driven fashion, the tracking performance loss under cyber-attacks. In particular, we here extend the model-based solution in [11] and [13] to develop a novel data-driven control architecture that is capable of preserving the safety of the plant while minimizing, whenever possible, the tracking performance loss due to cyber-attacks on the communication channels. The main contributions of this work can be summarized as follows:

- Unlike the approach in [5], the proposed solution is entirely data-driven.
- To the best of the author's knowledge, existing data-driven solutions only focus on preserving the safety of

the plant (see, e.g., [9], [13], [15]). On the other hand, the here proposed solution ensures safety while it minimizes, whenever possible, the tracking performance loss during attack scenarios.

- Differently from [11], we here do not assume that attacks can be detected without delay (i.e., by using authenticated communication channels). Consequently, a more general setup that considers attack detection delays is developed.

II. PRELIMINARIES AND PROBLEM FORMULATION

Denote with $k \in \mathbb{Z}_+ = \{0, 1, \dots\}$ a discrete-time index, and consider the discrete-time Linear Time-Invariant (LTI) system

$$z_{k+1} = \Phi z_k + G\mu_k + p_k, \quad z_k \in \mathcal{Z}, \mu_k \in \mathcal{U}_\mu, p_k \in \mathcal{P} \quad (1)$$

where p_k is an unknown but bounded process disturbance and $\mathcal{Z}, \mathcal{U}_\mu$, and \mathcal{P} are compact sets.

Definition 1. A set $\mathcal{T} \subseteq \mathcal{Z}$ is called Robust Control Invariant (RCI) for (1) if $\forall z \in \mathcal{T}, \exists \mu \in \mathcal{U}_\mu : \Phi z + G\mu + p \in \mathcal{T}, \forall p \in \mathcal{P}$ [16, Definition 11.22].

Definition 2. Consider the LTI system (1) and a target set $\mathcal{C} \subseteq \mathcal{Z}$. The set of states Robust One-Step Controllable (ROSC) to \mathcal{C} is

$$\mathcal{C} = \{z \in \mathcal{Z} : \exists \mu \in \mathcal{U}_\mu : \Phi z + G\mu + p \in \mathcal{C}, \forall p \in \mathcal{P}\} \quad (2)$$

Definition 3. Consider the LTI system (1), the Robust One-Step Reachable Set (RORS) \mathcal{R} is defined as follows [16, Section 11.3]:

$$\mathcal{R} = \{z^+ : \exists z \in \mathcal{Z}, \mu \in \mathcal{U}_\mu, w \in \mathcal{W} \text{ s.t. } z^+ = \Phi z + G\mu + p\} \quad (3)$$

Definition 4. At $k \geq 0$, the system $z_{k+1} = \Phi z_k + G\mu_k + p_k$, subject to constraints is said *safe* if $z_k \in \mathcal{Z}, \mu_k \in \mathcal{U}_\mu$ and $(\Phi z_k + G\mu_k) \oplus \mathcal{P} \subseteq \mathcal{Z}$; *unsafe* otherwise.

Of interest for this paper are networked control systems setups where the plant and the tracking controller are spatially distributed and a communication medium is used to exchange state measurements and control inputs. By considering the possibility of cyber-attacks on the communication channels, we also assume that an anomaly detector is implemented local to the controller. In particular, the assumed plant model, controller, cyber-attack actions, and anomaly detector logic can be formalized as follows.

A. Plant model and safety constraints

We consider plants whose dynamic evolution can be described by means of the following LTI system

$$x_{k+1} = Ax_k + Bu_k + w_k \quad (4)$$

where $x_k \in \mathbb{R}^n, u_k \in \mathbb{R}^m$ and A, B are the unknown system matrices and w_k is a bounded disturbance that lies into a known compact set $\mathcal{W} \subset \mathbb{R}^n$. Due to physical limitations and safety reasons, the following set-membership constraints are prescribed:

$$x_k \in \mathcal{X} \subset \mathbb{R}^n, \quad u_k \in \mathcal{U} \subset \mathbb{R}^m, \quad (5)$$

where we assume that $\mathcal{X} \subset \mathbb{R}^n, \mathcal{U} \subset \mathbb{R}^m, \mathcal{W} \subset \mathbb{R}^n$ are compact sets described by means of Zonotopes containing the origin.

B. Tracking controller

The plant is required to track a reference signal r_k where $r_k \in \mathcal{R} \subset \mathbb{R}^r$ is a bounded reference signal with \mathcal{R} a compact set containing the origin. Moreover, it is assumed that a networked stabilizing tracking controller is available with the following model:

$$u_k = \eta(x_k, r_k) \quad (6)$$

where $\eta(\cdot, \cdot) : \mathbb{R}^n \times \mathbb{R}^r \rightarrow \mathbb{R}^m$ is the networked tracking controller logic.

Assumption 1. The networked tracking controller (6) is given, and in the absence of attacks, it ensures that the plant's constraints (5) are satisfied regardless of any realization of the admissible disturbance \mathcal{W} and any admissible bounded reference signal. The largest RCI set associated with the tracking controller is hereafter denoted by $\mathcal{X}_\eta \subseteq \mathcal{X}$.

C. Networked cyber-attacks

We assume that the communication channels between the plant and the controller are vulnerable to False Data Injection (FDI) attacks. Consequently, the closed-loop evolution of (4) under FDI attacks on both the actuation and measurement channel is

$$x_{k+1} = Ax_k + Bu'_k + w_k, \quad u_k = \eta(x'_k, r_k) \quad (7)$$

where $u'_k := u_k + u_k^a, x'_k := x_k + x_k^a$, with $u_k^a \in \mathbb{R}^m$ and $x_k^a \in \mathbb{R}^n$ the vectors injected by the attacker.

D. Anomaly detector

We assume that a passive data-driven binary anomaly detector is available on the controller's side to detect the presence of cyber-attacks by leveraging the received state measurements $\{x'_t\}_{t=0}^k$ and computed control inputs $\{u_t\}_{t=0}^k$. The following model abstractly describes the anomaly detector

$$d_k = D(\{x'_t\}_{t=0}^k, \{u_t\}_{t=0}^{k-1}, \mathcal{W}) \quad (8)$$

where $D(\cdot, \cdot, \cdot)$ is the detection logic and $d_k \in [0, 1]$. In what follows, we will assume that $d_k = 1$ denotes the presence of an anomaly. Moreover, it is assumed that the detection mechanism is capable of providing attack detection with an estimated bounded delay $0 \leq \tau < \infty$ [17], [18].

Assumption 2. The matrices A, B of (4) are unknown. Moreover, a collection of $N_t > 0$ input-state trajectories is available,

$$\left\{ \left\{ u_k^{(i)} \right\}_{k=0}^{N_s^{(i)}-1}, \left\{ x_k^{(i)} \right\}_{k=0}^{N_s^{(i)}-1} \right\}_{i=1}^{N_t}, \quad (9)$$

where $N_s^{(i)} > 0$ is the number of samples in each trajectory. By arranging the collected data into two matrices $X_- \in \mathbb{R}^{n \times N_s N_t}, U_- \in \mathbb{R}^{m \times N_s N_t}$, where

$$X_- = \begin{bmatrix} x_0^{(1)}, \dots, x_{N_s^{(1)}-1}^{(1)}, \dots, x_0^{(N_t)}, \dots, x_{N_s^{(N_t)}-1}^{(N_t)} \end{bmatrix} \quad (10)$$

$$U_- = \begin{bmatrix} u_0^{(1)}, \dots, u_{N_s^{(1)}-1}^{(1)}, \dots, u_0^{(N_t)}, \dots, u_{N_s^{(N_t)}-1}^{(N_t)} \end{bmatrix}, \quad (11)$$

we assume that the matrix $[X_-^T \ U_-^T]^T$ has full row rank, i.e.,

$$\text{rank}([X_-^T \ U_-^T]^T) = n + m \quad (12)$$

□

Remark 1. Condition (12) ensures that the collected data (9) have been obtained for sufficiently persistent exciting input sequences [19]. In what follows, the one-step ahead shifted representation of X_- is denoted as $X_+ \in \mathbb{R}^{n \times N_s N_t}$, where

$$X_+ = [x_1^{(1)}, \dots, x_{N_s}^{(1)}, \dots, x_1^{(N_t)}, \dots, x_{N_s}^{(N_t)}] \quad (13)$$

E. Problem Formulation

In the considered networked architecture, we assume that only the networked controller is aware of the reference signal r_k . Therefore, it is acceptable to experience performance degradation during cyber-attacks as long as the plant's safety and recovery (after the attack) are guaranteed. However, it is also desirable to design the control architecture to minimize the tracking performance degradation due to cyber-attacks. Consequently, the problem of interest can be stated as follows:

Under Assumptions 1-2, design a data-driven control architecture for the constrained system (4)- (5) ensuring (i) plant's safety and tracking performance loss minimization during any cyber-attack, and (ii) performance recovery in the post-attack phase.

III. PROPOSED SOLUTION

To design the proposed data-driven solution, we consider a worst-case scenario in which a cyber-attack can affect both communication channels, either simultaneously or at different times. If only safety is of interest, then a data-driven solution to the problem can be obtained by adapting the strategy developed in [13]. Indeed, upon detecting an attack, such a strategy prescribes disconnecting the networked tracking controller and activating a local emergency controller for safety-preserving purposes. The drawback of such a solution is that it jeopardizes the tracking task regardless of the nature of the attack, producing an overly conservative mitigation strategy that ultimately results in poor tracking performance. On the other hand, in the here proposed solution, we extend the approach in [13] with the aim of minimizing, whenever possible, the tracking performance loss caused by cyber-attacks. In particular, we argue that tracking performance degradation can be minimized by implementing targeted measures to counteract attacks on the actuation and measurement channels. To this end, we enhance the networked control scheme shown in Fig. 1 with four additional modules:

- A Safety Verification (SV) subsystem, local to the plant, whose objective is to prevent the plant from reaching unsafe configurations (see Definition 4);
- An Emergency Controller (EC), local to the plant, in charge of guaranteeing the plant safety when the received control signal u'_k is untrustworthy.
- An Anomaly Detector (D) in charge of detecting the presence of attacks.

- A Tracking Supervisor (TS), local to the tracking controller, responsible for minimizing the tracking performance loss while ensuring safety when x'_k is invalid. This module is activated when the Anomaly Detector detects the presence of a cyber-attack (i.e., if $d_k = 1$).

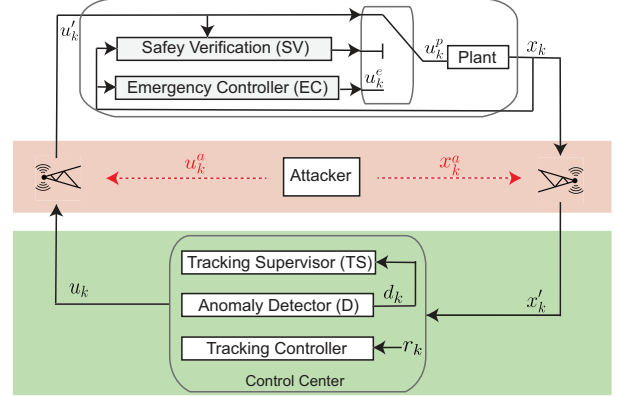


Fig. 1. Proposed Control Architecture

A. Safety Verification Module

This module aims to prevent the plant from reaching unsafe configurations (see Definition 4). In particular, given the received u'_k , the safety module checks the following possible anomalies:

$$u'_k \notin \mathcal{U}, \quad \mathcal{S}_k^+ \not\subseteq \mathcal{X}_\eta \quad (14)$$

where \mathcal{S}_k^+ denotes the RORS set starting from x_k and u'_k . Therefore, $\mathcal{S}_k^+ \not\subseteq \mathcal{X}_\eta$ represents a situation where exists a disturbance realization such that x_{k+1} does not fulfill the constraints. Consequently, the safety verification logic can be summarized as follows

- **If** $u'_k \notin \mathcal{U}$ or $\mathcal{S}_k^+ \not\subseteq \mathcal{X}_\eta$, **then** the u'_k has been corrupted, and the EC is activated.
- **Else** the u'_k is deemed safe and applied to the plant.

If the model of the plant is known then $\mathcal{S}_k^+ := Ax_k \oplus Bu'_k \oplus \mathcal{W}$ (see Definition 3). However, based on Assumption 2, the system matrices A, B are unknown. Therefore, the forward one-step evolution of the system cannot be directly derived from (3). Thus, in what follows, by adopting the data-driven solution developed in [20], [21], we compute an outer approximation of \mathcal{S}_k^+ , namely $\hat{\mathcal{S}}_k^+$, such that $\hat{\mathcal{S}}_k^+ \supseteq \mathcal{S}_k^+$. For the sake of completeness, the following two Lemmas summarize how $\hat{\mathcal{S}}_k^+$ can be computed in a data-driven fashion.

Lemma 1. [20, Lemma 1] Let $T = \sum_{i=1}^{N_t} N_s^{(i)}$ and consider the following concatenation of multiple noise zonotopes

$$\mathcal{M}_w = \mathcal{M}_w(C_w, [G_{M_w}^{(1)}, \dots, G_{M_w}^{(qT)}]),$$

where $C_w \in \mathbb{R}^{n \times (n+m)} = [c_w, \dots, c_w]$, and $G_{M_w} \in \mathbb{R}^{n \times T(n+m)}$ is built $\forall i \in \{1, \dots, q\}, \forall j \in \{2, \dots, T-1\}$

as

$$\begin{aligned} G_{M_w}^{(1+(i-1)T)} &= \begin{bmatrix} g_w^{(i)} & 0_{n \times (T-1)} \end{bmatrix} \\ G_{M_w}^{(j+(i-1)T)} &= \begin{bmatrix} 0_{n \times (j-1)} & g_w^{(i)} & 0_{n \times (T-j)} \end{bmatrix} \\ G_{M_w}^{(T+(i-1)T)} &= \begin{bmatrix} 0_{n \times (T-1)} & g_w^{(i)} \end{bmatrix} \end{aligned} \quad (15)$$

Then, the matrix zonotope

$$\begin{aligned} \mathcal{M}_{AB} &= (X_+ - \mathcal{M}_w) \begin{bmatrix} X_- \\ U_- \end{bmatrix}^\dagger \\ &:= \{[\hat{A}, \hat{B}] : [\hat{A}, \hat{B}] = C_{AB} + \sum_{i=1}^T \beta^{(i)} G_{M_{AB}}^{(i)}, \\ &\quad -1 \leq \beta^{(i)} \leq 1\} \end{aligned} \quad (16)$$

where $[\cdot]^\dagger$ is the right pseudo inverse operator and

$$G_{M_{AB}} = \left[G_{M_w}^{(1)} ([X_-^T, U_-^T]^T)^\dagger, \dots, G_{M_w}^{(qT)} ([X_-^T, U_-^T]^T)^\dagger \right]$$

contains the set of all system matrices $[\hat{A}, \hat{B}]$ consistent with (9) and \mathcal{Z}_w and such that $[A, B] \in \mathcal{M}_{AB}$. \square

Lemma 2. (Adapted from [20, Theorem 1]) *The set $\hat{\mathcal{S}}_k^+ \subset \mathbb{R}^n$, computed as*

$$\hat{\mathcal{S}}_k^+ = \mathcal{M}_{AB}[x'_k, u_k]^T \oplus \mathcal{W} \quad (17)$$

is a conservative outer approximation of $\hat{\mathcal{S}}_k^+$.

B. Emergency Controller Module

In the considered setup (see Section II-E), the Emergency Controller does not have access to the reference signal r_k . Consequently, its objective is to preserve the plant's safety (during the attack) and to guarantee performance recovery (when the attack is terminated). By denoting the logic of the emergency controller as

$$u_k^e = f_e(x_k), \quad f_e : \mathcal{X}_e \subset \mathbb{R}^n \rightarrow \mathcal{U}_e \subset \mathbb{R}^m \quad (18)$$

(18) must be designed to fulfill the following requirements:

1) Domain of attraction:

$$\mathcal{X} \supseteq \mathcal{X}_e \supseteq \mathcal{X}_\eta, \quad \mathcal{U}_e \subseteq \mathcal{U}, \quad (19)$$

2) Finite-time Uniformly Ultimately Bounded (UUB) stability in a set

$$\hat{\mathcal{T}}_0 \subseteq \mathcal{X}_\eta \quad (20)$$

Condition (19) ensures that the emergency controller fulfills all the constraints and that it can be activated anytime and from any state reachable under the tracking controller, while condition (20) guarantees that, in the post-attack phase, the networked controller can be safely re-activated in a finite number of steps.

As shown in, e.g., [13], a controller satisfying the requirement above can be obtained by customizing (starting from an equilibrium point inside \mathcal{X}_η), the set-theoretic data-driven controller developed in [22]. Although effective, such a design completely ignores the current state vector of the plant. Consequently, the action of the emergency controller can take the state trajectory far from the desired reference signal.

In what follows, we mitigate such a drawback by designing a data-driven set-theoretic emergency controller from a set of $L \geq 1$ admissible equilibrium points $(x_e^l, u_e^l), l \in \mathcal{L} := \{1, \dots, L\}$. A pair (x_e^l, u_e^l) is considered admissible/safe if $x_e^l \in \mathcal{X}_\eta, \forall l$ and there exists a feedback controller

$$u_k^l = K_l(x_k - x_e^l) + u_e^l, \quad (21)$$

with gain $K_l \in \mathbb{R}^{m \times n}$, and such that the associated minimal RCI set (computed, e.g., using the data-driven methods developed in [23], [24] and [22, Remark 5]), namely $\hat{\mathcal{T}}_0^l \in \mathbb{R}^n$, is contained in the tracking controller's domain, i.e., $\hat{\mathcal{T}}_0^l \subseteq \mathcal{X}_\eta$.

Note that by construction, the L controllers (21) and associated RCI sets $\hat{\mathcal{T}}_0^l, l \in \mathcal{L}$ might not guarantee that the requirements (19),(20) are fulfilled, i.e., it might exist $x \in \mathcal{X}_\eta$ such that $x \notin \bigcup_{l=1}^L \hat{\mathcal{T}}_0^l = \mathcal{X}_e$. Therefore, to enlarge the domain \mathcal{X}_e and comply with (19), (20) the following strategy is adopted.

- First, a Voronoi partition of \mathcal{X}_η is created (see, e.g., the 5 partitions in Fig. 2). Therefore, a family of polyhedral regions $\{\mathcal{V}_l\}_{l=1}^L$ enjoying the following properties is obtained:

$$\mathcal{V}_l = \{x \in \mathcal{X}_\eta : \|x - x_e^l\|_2 \leq \|x - x_e^j\|_2, \forall j \neq l, j \in \mathcal{L}\} \quad (22)$$

$$\bigcup_{l=1}^L \mathcal{V}_l = \mathcal{X}_\eta \quad (23)$$

- Then, by resorting to a data-driven set-theoretic predictive controller paradigm proposed in [22], we enlarge the Domain of Attraction (DoA) of each l -th controller (21) to cover the associated Voronoi partition \mathcal{V}_l . To this end, a family of data-driven robustly controllable sets is recursively built by adapting the definition of ROSC sets (see Definition. 2) to the one-step evolution of model (4) under (5) in an offline phase. In particular, families $\{\hat{\mathcal{C}}_j^l\}_{j=1}^{N_l}$, of $N_l \geq 0$ of ROSC sets are built, with N_l satisfying the termination condition $\bigcup_{j=1}^{N_l} \{\hat{\mathcal{C}}_j^l\} = \mathcal{V}_l, \forall l = 1, \dots, L$.

As long as the data-driven computation of $\{\hat{\mathcal{C}}_j^l\}_{j=1}^{N_l}$, is concerned, we resort to the procedure, summarized in Lemma 3, which resorts to an augmented description of the ROSC sets.

Lemma 3. *Consider a collection of input-state trajectories for (4)-(5) fulfilling Assumption 2. an inner approximation of the ROSC set 2 can be computed as follows [22, Sec. III.C]:*

$$\begin{aligned} \hat{\mathcal{C}}_j^l &= Proj_x(\hat{\Xi}_j^l) = \{x \in \mathbb{R}^n : H_{\hat{\mathcal{C}}_j^l} x \leq h_{\hat{\mathcal{C}}_j^l}\}, \\ \hat{\Xi}_j^l &= In_z \left\{ \hat{\Xi}_{AB}^l \right\}, \\ \hat{\Xi}_{jAB}^l &= \bigcap_{[\hat{A}_i, \hat{B}_i] \in \mathcal{V}_{AB}} \{z = [x^T, u^T]^T \in \mathbb{R}^{n+m} : H_i^l z \leq h_i^l\} \end{aligned} \quad (24)$$

where $\hat{\Xi}_{jAB}^l$ is the (x, u) -augmented description of the ROSC set, \mathcal{V}_{AB} denotes the matrix vertices of \mathcal{M}_{AB} , $In_z(\cdot)$ is an operator computing a zonotopic inner approximation of a polytope, $Proj_x(\hat{\Xi}_j^l)$ performs a projection of $\hat{\Xi}_j^l$ into the

x -domain, and

$$H_i^l = \begin{bmatrix} H_x & 0 \\ H_{\hat{C}_{j-1}^l} \hat{A}_i & H_{\hat{C}_{j-1}^l} \hat{B}_i \\ 0 & H_u \end{bmatrix}, \quad h_z^i = \begin{bmatrix} h_x \\ \tilde{h}_{\hat{C}_{j-1}^l} \\ h_u \end{bmatrix} \quad (25)$$

with

$$[\tilde{h}_{\hat{C}_{j-1}^l}]_r = \min_{w \in \mathcal{W}} \{ [h_{\hat{C}_{j-1}^l}]_r - [H_{\hat{C}_{j-1}^l}]_r w \} \quad (26)$$

and $[h_{\hat{C}_{j-1}^l}]_r, [H_{\hat{C}_{j-1}^l}]_r$ the r -th rows of $h_{\hat{C}_{j-1}^l}$ and $H_{\hat{C}_{j-1}^l}$. \square

Given $\{\hat{C}_j^l\}_{j=0}^N$, and a convex cost function $J(x_k, u)$, the online operations of the Safety Verification Module and Emergency data-driven set-theoretic controller can be summarized as in Algorithm 1. where the flag f is used to make sure

Algorithm 1 Safety Verification (SV) and Emergency Controller (EC)

Offline: Compute \hat{C}_0^l and $\{\hat{\Xi}_j^l, \hat{C}_j^l\}_{j=1}^{N_l}, l=1, \dots, L$ as in (24). Set $f = 1$.

Online ($\forall k$):

- 1: **if** $f == 0$ **or** $u'_k \notin \mathcal{U}$ **or** $\mathcal{S}_k^+ \not\subseteq \mathcal{X}_\eta$ **then** \triangleright *Activate EC*
 - 2: \triangleright *EC starts*
 - 3: Set $f = 0$ and find $\bar{l} \in \mathcal{L}$ such that $x_k \in \mathcal{V}_{\bar{l}}$
 - 4: Find $\bar{j}_k := \min_{j \in \{0, \dots, N_l\}} \{j : x_k \in \hat{C}_j^l\}$
 - 5: **if** $\bar{j}_k == 0$ **then**
 - 6: $u_k^e = f_0^l(x_k), f = 1$
 - 7: **else**
 - $u_k^e = \arg \min_u J(x_k, u) \quad s.t. [x_k^T, u^T]^T \in \hat{\Xi}_{\bar{j}_k}^l \quad (27)$
 - 8: **end if** \triangleright *EC ends*
 - 9: Apply u_k^e \triangleright *EC control law*
 - 10: **else**
 - 11: Apply u'_k \triangleright *TS control law*
 - 12: **end if**
-

that the emergency controller, once activated, will remain active at least until the terminal region is reached. Given the operations of the SV and EC modules (see Algorithm 1), the following proposition holds true (adapted from the results in [11, Proposition 1]):

Proposition 1. [11] Consider the sets of equilibrium pairs $\{(x_e^l, u_e^l)\}$ and Voronoi partition $\{\mathcal{V}_l\}_{l=1}^L$, the RCI sets $\{\mathcal{T}_0^l\}_{l=1}^L$, and the families of ROSC sets $\{\hat{C}_j^l\}_{j=1}^{N_l}, l \in \mathcal{L}$ computed according to (24). Then, if at $k = k'$ a persistent cyber-attack starts on the actuation channel and $x_{k'} \in \mathcal{V}_l, 1 \leq l \leq L$, then the emergency controller ensures that safety and recovery are guaranteed (see Definition 4). Moreover, for $k \geq k' + N_l$ the tracking error $e_k = x_k - r_k$ is such that $e_k \leq d^{sup}(\hat{\mathcal{T}}_0^l, r_k), \forall k \geq k' + N_l$.

C. Tracking Supervisor Module (TS)

If the anomaly detector module detects an anomaly, then the attack could be either on the actuation and/or measurement

channel. In what follows, the TS actions are derived assuming that the cyber-attack affects the measurement channel. In particular, the objective of this module is to allow the networked control system to operate safely in an open-loop mode and minimize the tracking performance loss.

By taking into account the worst-case attack detection delay τ , if a cyber-attack is detected at k' , then the last reliable measurement is $x_{k'-\tau-1}$. However, by exploiting forward reachability arguments, it is possible to robustly estimate from $x_{k'-\tau-1}$ the set of states $\hat{\mathcal{R}}_{k'}$ containing the current state $x_{k'}$, i.e., such that $x_{k'} \in \hat{\mathcal{R}}_{k'}$. In a data-driven fashion, the set $\hat{\mathcal{R}}_{k'}$ can be outer approximated by resorting to the following recursive RORS data-driven computation starting from the initial condition $\hat{\mathcal{R}}_{k'-\tau-1} = x_{k'-\tau-1}$,

$$\hat{\mathcal{R}}_{k'-\tau+t} = \mathcal{M}_{AB} [\mathcal{R}_{k'-\tau+t-1}, u_{k'-\tau+t-1}] \oplus \mathcal{W}, \quad \forall t \in \mathbb{Z}_+. \quad (28)$$

Given $\hat{\mathcal{R}}_{k'-\tau+t}$, TS is instructed to replace $\forall k \geq k', x_k$ with an admissible state $\hat{x}_k \in \hat{\mathcal{R}}_{k'}$. Consequently, under attack, the tracking controller will compute the following control action

$$u_k = \eta(\hat{x}_k, r_k), \quad \forall k \geq k' \quad (29)$$

1) *Tracking Performance Evaluation:* To design the tracking supervisor logic to minimize the tracking performance loss under attack, we need to first offline approximately quantify the tracking performance degradation associated with the emergency controller actions. In particular, the tracking index $I(i, j)$ is here proposed:

$$I(i, j) = \alpha I_1(l_i, l_j) + \beta I_2(l_i, l_j), \quad l_i, l_j \in \mathcal{L} \quad (30)$$

where $\alpha, \beta \geq 0$ are two weighting factors and

- $I_1(l_i, l_j) = d^{sup}(\hat{\mathcal{T}}_0^{l_i}, x_e^{l_j})$ and $d^{sup}(\mathcal{S}, p)$ computes the maximum distance between a point $p \in \mathbb{R}^s$ and set $\mathcal{S} \subset \mathbb{R}^s$ (see [11, Definition 2]). Such an index quantifies the nominal tracking error if $x \in \hat{\mathcal{T}}_0^{l_i} \subseteq \mathcal{V}_{l_i}$ and $r_{k'}$ belongs to \mathcal{V}_{l_j} . In particular, $\hat{\mathcal{T}}_0^{l_i}$ is the RCI set where the state of the system will be confined in N_{l_i} steps if the emergency controller is activated at the current time, and $x_e^{l_j}$ is the disturbance-free equilibrium point of the partition containing r_k .
- $I_2(l_i, l_j) = \min_{0 \leq p \leq N_{l_j}} p : \hat{\mathcal{T}}_0^{l_i} \subseteq \bigcup_{s=0}^p \{\hat{C}_s^{l_j}\}$, with $\{\hat{C}_s^{l_j}\}_{s=0}^{N_{l_j}}$ a set of $N_{l_j} \geq 0$ ROSC set built as prescribed by (2) with starting RCI set $\hat{\mathcal{T}}_0^{l_j} = \mathcal{V}_{l_j}$ and terminal condition $\hat{\mathcal{T}}_0^{l_i} \subseteq \bigcup_{s=0}^{N_{l_j}} \{\hat{C}_s^{l_j}\}$. Such index quantifies the worst-case number of steps required for $x_k \in \hat{\mathcal{T}}_0^{l_i} \subseteq \mathcal{V}_{l_i}$ to enter the Voronoi partition \mathcal{V}_{l_j} containing $r_{k'}$.

Remark 2. In simpler terms, by assuming a constant reference signal during the attack phase, $I_1(l_i, l_j)$ approximates the steady-state tracking error committed activating the emergency controller during the attack, while $I_2(l_i, l_j)$ approximates the time required to recover the reference tracking problem when the attack is terminated. \square

Then, it is possible to sort all the pairs $(l_i, l_r), \forall l_i \in \mathcal{L}$ in an ascending order according to the tracking index $I(l_i, l_r)$, i.e.,

$$\mathcal{I}(l_r) = [I(l_1, l_r), \dots, I(l_x, l_r), \dots, I(l_L, l_r)] \quad (31)$$

$$l_j \in \mathcal{L}, \forall j, I(l_1, l_r) \leq \dots \leq I(l_x, l_r) \leq \dots \leq I(l_L, l_r)$$

Therefore, if $I(l_x, l_r) = I(l_1, l_r)$ then, the lowest tracking performance loss is obtained by forcing $x'_k, \forall k \geq k'$, to remain in \mathcal{V}_{l_x} . On the other hand, if $I(l_x, l_r) \neq I(l_1, l_r)$ then better tracking performance are obtained if $x'_k, k \geq k'$ can be steered into a pair $I(l_j, l_r)$ such that $I(l_j, l_r) < I(l_x, l_r)$.

Since we can only robustly predict the robust reachable sets, $\hat{\mathcal{R}}_k$ prevents us from deterministically evaluating the tracking index $I(l_i, l_j)$ at the next time instant using a single vector approach. Consequently, the following index J is defined:

$$J_{k+1} = \sum_{l_j \in \mathcal{L}} \frac{\text{vol}(\hat{\mathcal{R}}_{k+1} \cap \mathcal{V}_{l_j})}{\text{vol}(\hat{\mathcal{R}}_{k+1})} I(l_j, l_{r_k}), \quad k \geq k' \quad (32)$$

where $\text{vol}(\cdot)$ computes the volume of a set and J_{k+1} defines a weighted sum of the tracking index based on the volume overlap between the uncertain prediction set and the Voronoi regions. Then, the open-loop tracking controller is kept active until one of the following stopping conditions is verified:

- 1) $\hat{\mathcal{R}}_{k+1} \notin \mathcal{X}_\eta$. Such a condition implies that u_k , if applied to the plant, could bring the state of the plant outside of the admissible controller regions
- 2) $J_{k+1} > J_k$. This condition implies that the robust tube containing the state trajectory is moving toward regions with higher tracking performance loss (according to the index I).

When one of the two conditions above arises, the *TS* is instructed to replace u_k with an invalid $u_k \in \mathcal{U}$ to activate the emergency controller intentionally (see Section III-A). Given the above results, the logic of the tracking supervisor has been summarized in Algorithm 2.

Algorithm 2 Data-Driven Tracking Supervisor (*TS*)

Online ($\forall k$):

- 1: **if** $d_k == 1$ **then**
 - 2: Estimate $\hat{\mathcal{R}}_k$ using (28) and compute u_k as in (29).
 - 3: **if** $(\hat{\mathcal{R}}_{k+1} \not\subseteq \mathcal{X}_\eta)$ or $(J_{k+1} > J_k)$ **then**
 - 4: Replace u_k with any $u_k \notin \mathcal{U}$.
 - 5: **end if**
 - 6: **end if**
 - 7: u_k is sent.
-

Proposition 2. Under any admissible cyber-attack, the data-driven tracking supervisor (Algorithm 2) allows obtaining a tracking performance index I better or equal to the one obtainable using only the safety verification module and emergency controller (Algorithm 1).

Proof. In the worst-case scenario, a cyber-attack might not be detected by the used anomaly detector module (8) or the attack corrupt the actuation channel. In these two cases, the *TS* is never activated, or its actions are invalidated by the attack on the actuation channel. Consequently, the tracking performance index I depends only on the actions of the Algorithm 1. On the other hand, if the cyber-attack affects the measurement channel, then Algorithm 2 can allow the plant to obtain a better performance index I . Assume that the attack starts at k' and that one of the *TS* stopping conditions is valid at $k' + k_{stop}$,

with $k_{stop} \in \mathbb{Z}_+$. Then, *TS* will allow an open-loop tracking of r_k for $k' \leq k < k' + k_{stop}$. As a consequence, since a stop condition arises only at $k' + k_{stop}$, it is also true that $J_{k+1} \leq J_k, \forall k' \leq k < k' + k_{stop}$. Therefore, the latter implies that the tube containing the state trajectory of the plant is moving towards a Voronoi partition with an associated tracking index better than the current one. In the worst-case scenario, if $k_{stop} = 0$ (i.e., the open-loop controller cannot be used at all), then the *TS* module is instructed to replace u_k with an invalid $u_k \notin \mathcal{U}$, so causing the activation of the *EC*. \square

Remark 3. The proposed solution has been developed assuming a detection delay $\tau > 0$. However, in some application scenarios, the communication channels between the plant and the controller are authenticated, i.e., a Message Authentication Code (MAC) [25] is used to authenticate every data packet sent over the network. Such a security mechanism allows the controller (or plant) to verify the authenticity and integrity of the received sensor measurements (or control actions), hence allowing instantaneous detection of network attacks. In this setup, the proposed solution can be straightforwardly adapted by simply setting $\tau = 0$.

IV. SIMULATION

In this section, we consider the industrial Continuous-Stirred Tank Reactor (CSTR) system used in [26] as a testbed to evaluate the proposed approach. In this plant, chemical species S_A reacts to form species S_B , the state vector and control inputs are $x_p = [C_A, T]^T$ and $u = [T_C, C_{Ai}]^T$, where C_A is the concentration of S_A in the tank, T the reaction temperature, T_C the cooling medium temperature, and C_{Ai} is input concentration of S_A . A linearized discrete-time representation of the CSTR system using a sampling time $T_s = 1$ sec has been provided in [26], and it is characterized by the system matrices

$$A = \begin{bmatrix} 0.9719 & 0.0013 \\ 0.0340 & 0.8628 \end{bmatrix}, B = \begin{bmatrix} -0.0839 & 0.0232 \\ 0.0761 & 0.4144 \end{bmatrix} \quad (33)$$

which we assume to be apriori unknown according to the considered data-driven setup. By considering a bounded disturbance set $\mathcal{W} = \{w : [-0.001, -0.001]^T \leq w \leq [0.001, 0.001]^T\}$ and assuming that the state and input constraints are $-2 \leq T_C \leq 2, -10 \leq C_{Ai} \leq 10, -10 \leq C_A \leq 10, -30 \leq T \leq 30$, we have simulated the CSTR system for random input perturbation. Consequently, we have collected 4 input-state trajectories that verify the rank condition (12). The estimated data-driven model \mathcal{M}_{AB} is available on the provided GitHub link (see Section I-A).

The emergency controller is configured with a five region Voronoi partition of \mathcal{X}_η obtained using as generators the equilibrium states $x_e^1 = [4, 15]^T, x_e^2 = [-6, 15]^T, x_e^3 = [0, 0]^T, x_e^4 = [6, -20]^T, x_e^5 = [-4, -20]^T$. On the other hand, the tracking supervisor is configured to use $\alpha = 1, \beta = 0$ in (30). Moreover, we have used the proposed data-driven anomaly detector introduced in [13] and by simulating the system under different false-data injection attacks, a worst-case detection delay of $\tau = 5$ has been obtained. In the performed simulations, $x_0 = [0.01, -0.01]^T$ and the plant is

required to track the time-varying reference signal r_k shown in Fig 2 (see the blue stars), while three different cyber-attacks on the measurement channel occur. The first attack, for $60 \leq k \leq 110$, injects $x_k^a = 0.01[k - 59, k - 59]^T$ on the measurement vector x_k . The anomaly detector identifies the presence of an attack with a delay at $k = 62$ and activates the tracking supervisor ($d_k = 1$). Right after the attack has been detected, the tracking supervisor is instructed to assume x_{56}' as the last valid measurement to compute the predicted robust forward reachable sets (see red regions in Fig. 2). The tracking supervisor actions proceed until $k = 106$, where $\hat{\mathcal{R}}_{107} \not\subseteq \mathcal{X}_\eta$ and for safety reasons, the control input is invalidated, and the emergency controller is activated. As a consequence for $107 \leq k < 129$, the emergency controller steers the state of the system into the RCI region \mathcal{T}_0^1 centered in x_e^1 , and the reference tracking task is temporarily paused. However, when the first attack ends (at $k = 110$), the plant recovers its tracking task (see Figs. 2-3). In the second scenario, an attack intermittently affects the measurement channel for $200 \leq k < 261$. In this case, the attacker injects $x_k^a = 0.08[k - 199, k - 199]^T$, $x_k^a = 0.1[k - 239, k - 239]^T$ during $k \in [200, 220]$ and $k \in [240, 260]$, respectively. The first attack is detected at $k = 202$, and the second attack is detected at $k = 241$. However, due to the nature of the attack, the sporadically received measurements enable the tracking supervisor to reset the uncertainty set (yellow sets in Fig. 2), thereby preventing the suspension of the tracking task. In the third attack scenario, the attacker injects $x_k^a = 0.1[k - 399, k - 399]^T$ on the measurements for $400 \leq k \leq 420$. In this case, the anomaly detector identifies the presence of an attack at $k = 401$ and activates the tracking supervisor accordingly. Differently from the first attack scenario, in this case, the uncertain predicted forward one-step evolution sets estimated by the tracking supervisor never violate the safety constraints (green sets in Fig. 3). Moreover, the index J presents a decreasing behavior, denoting that the tracking performance is improving under the action of the open-loop tracking controller's actions (see green sets in Fig. 2). As a consequence, the tracking task is never suspended under the actions of the cyber-attack. Finally, in Fig. 3 and Table. I, the proposed solution is contrasted with the one in [13]. Since in [13], the emergency controller is activated regardless of the nature of the attack, an unavoidable tracking loss occurs in all the three considered attacks with a consequence of bigger tracking performance loss. By measuring the tracking error, namely e_r , as $e_r = \sum_{k=1}^{N_s} \frac{\|x_k - r_k\|}{N_s}$, with N_s the simulation steps, Table I reports the obtained numerical results. It is possible to appreciate how, compared to [13], the proposed solution reduces the tracking performance degradation due to the presence of cyber-attacks.

TABLE I

TRACKING ERROR: PROPOSED APPROACH, [13], NO ATTACK

	No attack	Proposed Approach	[13]
e_r	1.2186	1.5878	6.0533

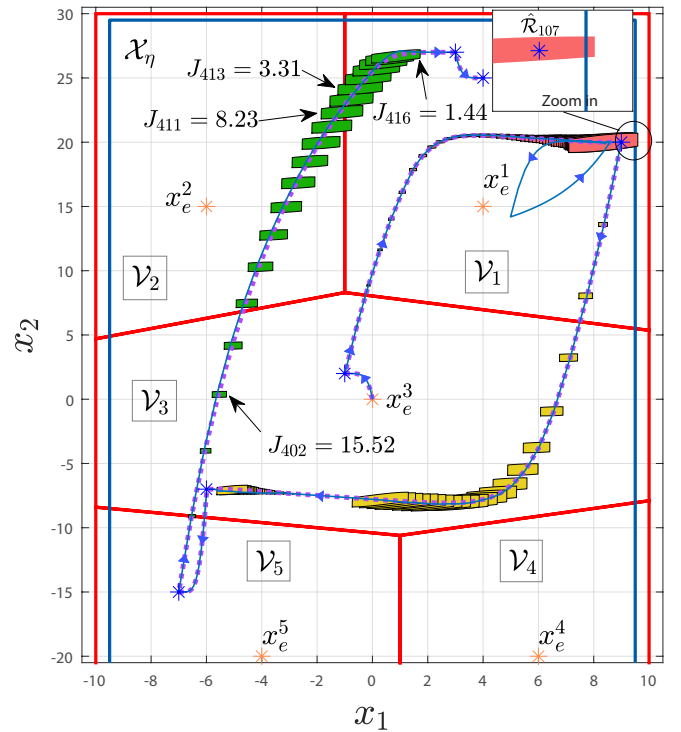


Fig. 2. State trajectory: proposed solution with attacks (blue solid line) vs trajectory in attack-free scenario (purple dashed line).

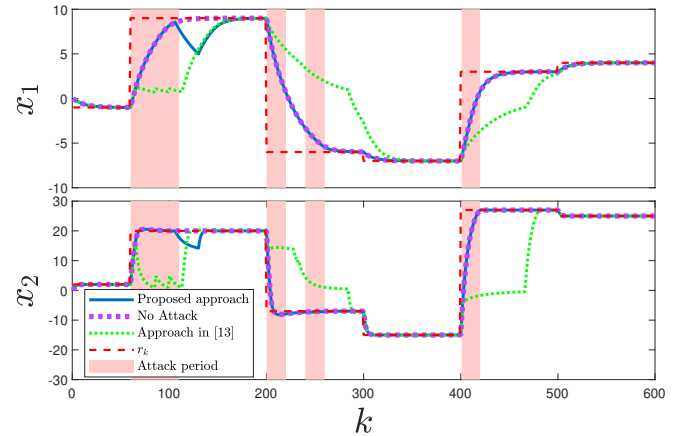


Fig. 3. State evolution: no attack, proposed approach, [13].

V. CONCLUSIONS

This paper proposed a data-driven robust solution to the safety and reference tracking control problems for constrained CPSs by leveraging robust reachability arguments. The proposed control architecture included two data-driven add-on modules (local to the plant and to the networked controller) designed to ensure safety while enhancing, whenever possible, the tracking performance under cyber-attacks in a supervised manner. Theoretical and simulation results have been reported to show the effectiveness of the proposed scheme.

REFERENCES

- [1] A. A. Cardenas, S. Amin, and S. Sastry, "Secure control: Towards survivable cyber-physical systems," in *International Conference on Distributed Computing Systems Workshops*. IEEE, 2008, pp. 495–500.

- [2] F. Farokhi and H. Sandberg, "Ensuring privacy with constrained additive noise by minimizing fisher information," *Automatica*, vol. 99, pp. 275–288, 2019.
- [3] M. Attar and W. Lucia, "An active detection strategy based on dimensionality reduction for false data injection attacks in cyber-physical systems," *IEEE Transaction on Control of Network Systems*, vol. 10, no. 4, pp. 1844–1854, 2023.
- [4] S. M. Dibaji, M. Pirani, D. B. Flamholz, A. M. Annaswamy, K. H. Johansson, and A. Chakraborty, "A systems and control perspective of CPS security," *Annual reviews in control*, vol. 47, pp. 394–411, 2019.
- [5] K. Gheitsi and W. Lucia, "A safety preserving control architecture for cyber-physical systems," *International Journal of Robust and Nonlinear Control*, vol. 31, no. 8, pp. 3036–3053, 2021.
- [6] Q. Zhang, K. Liu, Z. Pang, Y. Xia, and T. Liu, "Reachability analysis of cyber-physical systems under stealthy attacks," *IEEE Transactions on Cybernetics*, vol. 52, no. 6, pp. 4926–4934, 2020.
- [7] G. Franze, D. Famularo, W. Lucia, and F. Tedesco, "Cyber-physical systems subject to false data injections: A model predictive control framework for resilience operations," *Automatica*, vol. 152, p. 110957, 2023.
- [8] G. Franzè, F. Tedesco, and D. Famularo, "Resilience against replay attacks: A distributed model predictive control scheme for networked multi-agent systems," *IEEE/CAA Journal of Automatica Sinica*, vol. 8, no. 3, pp. 628–640, 2020.
- [9] C. Escudero, C. Murguia, P. Massioni, and E. Zamaï, "Safety-preserving filters against stealthy sensor and actuator attacks," *IEEE Conf. on Decision and Control*, pp. 5097–5104, 2023.
- [10] H. Wei, K. Zhang, H. Zhang, and Y. Shi, "Resilient and constrained consensus against adversarial attacks: A distributed mpc framework," *Automatica*, vol. 160, p. 111417, 2024.
- [11] K. Gheitsi and W. Lucia, "A worst-case approach to safety and reference tracking for cyber-physical systems under network attacks," *IEEE Transaction on Automatic Control*, vol. 68, no. 7, pp. 4391–4397, 2023.
- [12] L. Yang and N. Ozay, "Scalable zonotopic under-approximation of backward reachable sets for uncertain linear systems," *IEEE Control Systems Letters*, vol. 6, pp. 1555–1560, 2021.
- [13] M. Attar and W. Lucia, "A data-driven safety preserving control architecture for constrained cyber-physical systems," *International Journal of Robust and Nonlinear Control*, 2024, doi: 10.1002/rnc.7654.
- [14] W. Liu, J. Sun, G. Wang, F. Bullo, and J. Chen, "Data-driven resilient predictive control under denial-of-service," *IEEE Transactions on Automatic Control*, vol. 68, no. 8, pp. 4722–4737, 2022.
- [15] K. P. Wabersich and M. N. Zeilinger, "A predictive safety filter for learning-based control of constrained nonlinear dynamical systems," *Automatica*, vol. 129, p. 109597, 2021.
- [16] F. Borrelli, A. Bemporad, and M. Morari, *Predictive control for linear and hybrid systems*. Cambridge University Press, 2017.
- [17] D. Shi, Z. Guo, K. H. Johansson, and L. Shi, "Causality countermeasures for anomaly detection in cyber-physical systems," *IEEE Transactions on Automatic Control*, vol. 63, no. 2, pp. 386–401, 2017.
- [18] M. N. Kurt, Y. Yılmaz, and X. Wang, "Distributed quickest detection of cyber-attacks in smart grid," *IEEE Transactions on Information Forensics and Security*, vol. 13, no. 8, pp. 2015–2030, 2018.
- [19] C. De Persis and P. Tesi, "Formulas for data-driven control: Stabilization, optimality, and robustness," *IEEE Transaction on Automatic Control*, vol. 65, no. 3, pp. 909–924, 2019.
- [20] A. Alanwar, A. Koch, F. Allgöwer, and K. H. Johansson, "Data-driven reachability analysis from noisy data," *IEEE Transaction on Automatic Control*, vol. 68, no. 5, pp. 3054–3069, 2023.
- [21] A. Koch, J. Berberich, and F. Allgöwer, "Provably robust verification of dissipativity properties from data," *IEEE Transaction on Automatic Control*, vol. 67, no. 8, pp. 4248–4255, 2021.
- [22] M. Attar and W. Lucia, "Data-driven robust backward reachable sets for set-theoretic model predictive control," *IEEE Control Systems Letters*, vol. 7, pp. 2305–2310, 2023.
- [23] Y. Chen and N. Ozay, "Data-driven computation of robust control invariant sets with concurrent model selection," *IEEE Transaction on Control Systems Technology*, vol. 30, no. 2, pp. 495–506, 2021.
- [24] M. Mejari, A. Gupta, and D. Piga, "Data-driven computation of robust invariant sets and gain-scheduled controllers for linear parameter-varying systems," *IEEE Control Systems Letters*, vol. 7, pp. 3355–3360, 2023.
- [25] A. J. Menezes, P. C. Van Oorschot, and S. A. Vanstone, *Handbook of applied cryptography*. CRC press, 2018.
- [26] Y. Guan and X. Ge, "Distributed attack detection and secure estimation of networked cyber-physical systems against false data injection attacks and jamming attacks," *IEEE Transactions on Signal and Information Processing over Networks*, vol. 4, no. 1, pp. 48–59, 2017.