

Facility Location Games with Competitors

Cheng Peng¹ and Houyu Zhou²

¹ Shanghai Jiao Tong University, China
chengpeng9660@gmail.com

² UNSW Sydney, Australia
houyu.zhou@unsw.edu.au

Abstract. In this paper, we consider facility location games with competitors where the agents are divided into groups and the agents in the same group have competitive relationships, i.e., the cost of an agent will increase if the facility is closer to their competitors. We consider three types of misreporting: misreporting the location only, misreporting the group membership only, and misreporting both. To minimize the social cost, we propose a strategyproof mechanism that is optimal when misreporting the location only. For the other two types of manipulation, we reuse the median mechanism and achieve tight bounds of 2. To minimize the maximum cost, we design new strategyproof mechanisms for the first two types of misreporting. We reuse the leftmost mechanism for misreporting both. All bounds are almost tight.

Keywords: Algorithm game theory · Facility location games · Competitors.

1 Introduction

Many common economic and social scenarios revolve around the idea of agents divided into groups by some criteria, highlighting how group members interact within the group. (Simon, 1952; Cioffi-Revilla, 2014). Considering the following scenario where a government wants to build a gym, a basketball team might prefer it to be located close to them yet far away from other teams. This way, they can secure the basketball court without facing stiff competition from other teams for bookings, ensuring convenient and exclusive access. However, they may not care about other sports players such as runners and tennis players since there is no conflict of interest. Indeed, this scenario is very common, i.e., people have competitive relationships within a group. In busy urban areas, when there are limited parking spots available, more drivers divided by type of vehicle (internal combustion engine or electric) vying for those spots can create competition and potentially lead to difficulties finding convenient parking.

A simple way to model the above scenarios could be assuming that there are some groups of agents and each group has an intra-group externality, i.e., agents have negative effects on their group members where the level of the effect is decided by a group externality coefficient. The social designer needs to maximize the overall welfare or the underprivileged agent's welfare. Then there comes a natural question:

How should a planner make a decision, given the locations as well as group memberships reported by the agents in the spirit of maximizing the utilitarian or egalitarian welfare, meanwhile eliciting truthful reporting?

The above question shares crucial components with a widely-researched setting in algorithmic game theory: facility location games. In this problem, each agent can be regarded as a point along a real interval, and the goal is typically to select the location of a facility to serve those agents. In facility location games, Li et al. (2019) first took the interaction between individual agents into consideration. Zhou (2022) considered the setting where an agent can decide whether to participate in a group activity, and those who join the activity will have positive interaction with other group participants, while the utility of others depends only on the distance to the facility. Wang et al. (2024) then extended the results to multiple groups with positive group externalities. However, no one considers the setting of negative group externalities, which is a meaningful problem for both theoretical and real-world sides. Hence, a new model and its related mechanisms are required to capture more real-life applications.

1.1 Our Contribution

We study the facility location games with multiple groups where the cost of each agent is not only decided by the distance from the facility but also by the agents in the same group. We consider two cost objectives and three types of misreport. Specifically,

- **Contribution for minimizing the social cost:**
 - When we restrict the power of misreport to location only, through analysis of the contribution of each agent to the social cost we characterize the optimal facility location. Then we propose a strategyproof mechanism (Res-M) that locates the facility at the optimal location and has a ratio of 1. Hence, when the agents only misreport their locations, the social cost can in fact be minimized using Res-M.
 - When we restrict the power of misreport to group membership only, we first show that the strategyproof mechanism (Med-M) which locates the facility at the medial agent has an approximate ratio of 2. Through an analysis of a particular generic profile set, we also prove a lower bound of 2 with respect to all strategyproof mechanisms that locate the facility at an agent location.
 - When we do not restrict the power of misreport, we reuse Med-M. We prove that any deterministic mechanism has an approximation ratio at least 2 for minimizing the social cost by analyzing a series of well-chosen profile sets, implying that Med-M is the best possible.
- **Contribution for minimizing the maximum cost:**
 - When we restrict the power of misreport to location only, we present a strategyproof mechanism (LoF-M) that focuses on all the leftmost and rightmost agents in every group and exhibits an approximate ratio of $17/8$. Since the classical facility location games Procaccia and Tennenholtz (2009) is a special case of our setting, the lower bound 2 can be adopted here directly, implying that LoF-M is nearly optimal.
 - When we restrict the power of misreport to group membership only, we present a strategyproof mechanism (Middle-M) which locates the facility at the middle point between the leftmost agent location and the rightmost agent location and exhibits an approximation ratio of $(29 + 20\sqrt{10})/54$ for minimizing the maximum cost. We also give a lower bound of $2(1 + 2\sqrt{2})/7$ in this setting.

- When we do not restrict the power of misreport, we use the Left-M and prove an approximation of 3. We also give a lower bound of 2.

Objective	Restrict the Power of Misreport to		
	Location only	Group only	Both
Social Cost	UB: 1 LB: 1	UB: 2 LB: 2*	UB: 2 LB: 2
Maximum Cost	UB: 2.125 LB: 2	UB: 1.774 [†] LB: 1.094 [‡]	UB: 3 LB: 2

Table 1. Summary of Results. UB means the upper bound. LB means the lower bound. * : the lower bound of all strategyproof mechanisms that output an agent location. [†] : $(29 + 20\sqrt{10})/54$. [‡] : $2(1 + 2\sqrt{2})/7$.

1.2 Related Work

Procaccia and Tennenholtz (2009) first studied approximate mechanism design in facility location games, where all agents strive to secure the facility in the closest proximity to themselves. Li et al. (2019) studied facility location games with externalities where agents have effects on each other. However, as they did not consider groups, they only considered the location misreporting. Moreover, they did not study the competitive relationship between agents. Zhou (2022) studied facility location games with group externalities where there is one group activity with particular internal connections accessible to agents, and two types of agents are separated based on whether or not they participate in the group activity, which could be regarded as a special case of multiple groups. Wang et al. (2024) extended the results to multiple groups. Both of them studied intra-group cooperation rather than competition, thus we have a completely different story in terms of strategyproof mechanism design. There are some other works with different agent preferences, such as dual preferences Feigenbaum and Sethuraman (2015); Zou and Li (2015), and fractional preferences Fong et al. (2018).

There are also some works studying facility location games with group notions. Filos-Ratsikas and Voudouris (2021) and Filos-Ratsikas et al. (2023) introduced a setting in which the facility location is selected as part of a distributed process: first, agents within groups (or districts) decide on a representative location and then the mechanism, oblivious to the actual locations of the agents, decides on a location from the set of representatives. Zhou et al. (2022) studied mechanism design in facility location games with group-fair objectives. Zhou et al. (2024) studied facility location games with altruistic agents, in which one of the agent cost functions is defined as the sum of the distance in a group, which can be viewed as the special case where all group externalities are equal to 1. On the other hand, they considered overlapping groups where each agent can belong to multiple groups and studied both the classical and the group-fair social objectives. Hence, our work and theirs do not degenerate to each other.

More works in facility location games can be found in a recent survey (Chan et al., 2021). Moreover, many other fields in both economy and computer science study externalities, such as cake cutting (Li et al., 2015), fair allocation (Mishra et al., 2022; Gan et al., 2023), and matching (Sasaki and Toda, 1996; Pycia and Yenmez, 2023).

1.3 Paper Organization

The remainder of the paper is organized as follows. We first define the formulation of the problem in Section 2. Then, we study the objective of minimizing the social cost and maximum the cost in Section 3 and Section 4 respectively. Finally, we conclude our work and discuss the several open questions in Section 5.

2 Preliminaries

Let $N = \{1, 2, \dots, n\}$ be a set of agents where all agents are located on a normalized closed interval $I = [0, 1]$. Each agent $i \in N$ has a location x_i and belongs to a group $g_i \in [m]$. A collection of agents with $g_i = j$ is denoted as G_j . Hence, we have $\bigcup_{j \in [m]} G_j = N$ and $G_{j1} \cap G_{j2} = \emptyset$ for every $j1 \neq j2$. We denote the profile of agent i as $r_i = (x_i, g_i)$ and denote the profile set of all agents as $\mathbf{r} = \{r_1, \dots, r_n\}$. A deterministic mechanism is a function f which maps a profile set \mathbf{r} to a facility location $y \in I$. We take $d(a, b) = |a - b|$ to represent the distance between a and b .

The externality factor within the group G_j is denoted by α_j . The cost of agent i is defined as

$$c_i(y, \mathbf{r}) = d(y, x_i) + \alpha_{g_i} \sum_{k \in G_{g_i}; k \neq i} (1 - d(y, x_k)),$$

implying that the cost of an agent will be incurred by not only going to the facility (the first term), but also competing with their group members (the second term). In this paper, we assume that $\forall j \in [m], \alpha_j \in [0, 1/(|G_j| - 1)]$. For any agent, by analyzing the cost function, we find that the ideal facility location for each agent is at the agent's own position. The cost function's slope is always non-negative, so when the facility is far from the agent's location, the cost will not decrease. When $\alpha_j > 1/(|G_j| - 1)$, an agent may prefer the facility being farther away from their location (see Figure 1 for an example), which goes against common sense and our motivation.

Each agent is rational and tries to minimize their cost. Our goal is to design mechanisms that are non-manipulable while (approximately) optimizing an objective function. Here, we are the first to propose strategyproofness to represent non-manipulability, with the definition provided below.

Definition 1. A mechanism f is *strategyproof* (SP) if an agent can never benefit by reporting a false profile, regardless the strategies of the other agents. More formally, given any profile set $\mathbf{r} = \{r_1, \dots, r_n\}$ and any profile set $\mathbf{r}' = \{r'_1, \dots, r'_n\}$ reported by n agents. We have $c_i(f(r_i, \mathbf{r}'_{-i}), \mathbf{r}) \leq c_i(f(\mathbf{r}'), \mathbf{r})$ where \mathbf{r}'_{-i} is a collection of reported profiles of n agents except agent i .

We can further discuss the three cases shown below.

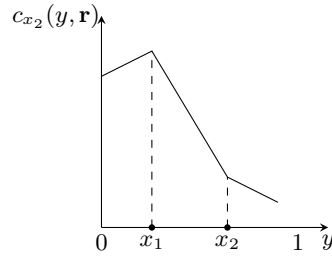


Fig. 1. An example of an undesired agent cost function. We consider three agents in the same group. There are two agents at x_1 and one agent at x_2 . We can see that the cost of the agent at x_2 decreases from x_1 to 0, which violates our motivation.

1. Restrict the power of misreport to locations only.
2. Restrict the power of misreport to group memberships only.
3. Do not restrict the power of misreport.

We consider two cost-oriented objectives, minimizing the social cost, which is defined as

$$\text{sc}(y, \mathbf{r}) = \sum_{i \in N} c_i(y, \mathbf{r}),$$

and minimizing the maximum cost, which is defined as

$$\text{mc}(y, \mathbf{r}) = \max_{i \in N} c_i(y, \mathbf{r}).$$

We measure the performance of f by approximation ratio.

Definition 2. We say a mechanism f has an **approximation ratio** of ρ for a certain objective if there exists a number ρ such that for any profile set \mathbf{r} , the objective value achieved by f is within ρ times the objective value achieved by the optimal facility location.

When $\forall j \in [m], \alpha_j = 0$, our setting can be viewed as the classical facility location games Procaccia and Tennenholtz (2009). Hence, locating the facility at the median agent location and the leftmost agent location are the best strategyproof mechanisms for the social cost and the maximum cost, respectively.

Median-point Mechanism (Med-M). Given any profile set \mathbf{r} , without loss of generality we assume that $x_1 \leq \dots \leq x_n$, locate the facility at $x_{\lceil \frac{n}{2} \rceil}$.

Leftmost-point Mechanism (Left-M). Given any profile set \mathbf{r} , without loss of generality we assume that $x_1 \leq \dots \leq x_n$, locate the facility at x_1 .

Hence, an immediate question is that, are Med-M and Left-M still the best in this more general setting? In the following sections, we first investigate minimizing the social cost and then focus on minimizing the maximum cost.

3 Social Cost

To minimize the social cost, we first consider the performance of Med-M. Though it is not hard to show the strategyproofness of Med-M, the analysis of the approximation ratio in this new setting is obviously non-trivial. After showing that, we propose a mechanism that has a smaller approximation ratio.

Theorem 1. *Median-point Mechanism is strategyproof when both locations and group memberships are private, and has an approximation ratio of 2.*

Proof. Through the definition, we know that the ideal facility location for each agent is their own location. Med-M outputs the median agent of all agents. First, misreporting group memberships cannot change the facility location. Then, we consider misreporting locations. For the median agent, Med-M locates the facility at their favourite location, thus they has no incentive to misreport. For the agent on the left side of the facility location, they cannot move the facility location until they misreport their location to the right of the facility location, which makes the facility move farther away from them. Hence, they has no incentive to misreport. For the agent on the right side of the facility location, we can use a similar way to analysis them. Hence, Med-M is strategyproof. Next, we consider its approximation ratio.

Without loss of generality we assume that the optimal facility location $y^* > y$ ($y^* = y$ implies the approximation ratio 1). Note that the social cost achieved by y can be reformulated as

$$\begin{aligned} \text{sc}(y, \mathbf{r}) &= \sum_{i \in N} \left(d(x_i, y) + \alpha_{g_i} \sum_{k \in G_{g_i}; k \neq i} (1 - d(y, x_k)) \right) \\ &= \sum_{i \in N} \left((1 - \alpha_{g_i} (|G_{g_i}| - 1)) d(y, x_i) + \alpha_{g_i} (|G_{g_i}| - 1) \right). \end{aligned}$$

Let the contribution of each agent i to the social cost is $(1 - \alpha_{g_i} (|G_{g_i}| - 1)) d(y, x_i) + \alpha_{g_i} (|G_{g_i}| - 1)$, we have

$$\begin{aligned} \text{sc}(y, \mathbf{r}) - \text{sc}(y^*, \mathbf{r}) &= \sum_{i \in N} (w_i d(y, x_i) + C_i) - \sum_{i \in N} (w_i d(y^*, x_i) + C_i) \\ &= \sum_{i \in N} w_i (d(y, x_i) - d(y^*, x_i)), \end{aligned}$$

where $w_i = 1 - \alpha_{g_i} (|G_{g_i}| - 1)$ and $C_i = \alpha_{g_i} (|G_{g_i}| - 1)$. For agents at or on the right of y , we have $d(y, x_i) - d(y^*, x_i) \leq y^* - y$, where the equality holds when agent i is at or on the right of y^* . For agents on the left of y , we have $d(y, x_i) - d(y^*, x_i) = y - y^*$. Hence, we futher have

$$\begin{aligned} \text{sc}(y, \mathbf{r}) - \text{sc}(y^*, \mathbf{r}) &\leq \sum_{x_i > y} w_i (y^* - y) + \sum_{x_i \leq y} w_i (y - y^*) \\ &= \left(\sum_{x_i > y} w_i - \sum_{x_i \leq y} w_i \right) (y^* - y), \end{aligned}$$

Moreover, the social cost incurred by y^* is at least

$$\begin{aligned} \text{sc}(y^*, \mathbf{r}) &\geq \sum_{x_i \leq y} (w_i d(x_i, y^*) + C_i) + \sum_{x_i > y} (w_i d(x_i, y^*) + C_i) \\ &\geq \sum_{x_i \leq y} (w_i (y^* - y) + C_i) + \sum_{x_i > y} C_i. \end{aligned}$$

Then we have the approximation ratio is at most

$$\begin{aligned} \rho &\leq \frac{\text{sc}(y^*, \mathbf{r}) + (\sum_{x_i > y} w_i - \sum_{x_i \leq y} w_i)(y^* - y)}{\text{sc}(y^*, \mathbf{r})} \\ &= \frac{\sum_{x_i > y} w_i (y^* - y) + \sum_{x_i \leq y} C_i + \sum_{x_i > y} C_i}{\sum_{x_i \leq y} w_i (y^* - y) + \sum_{x_i \leq y} C_i + \sum_{x_i > y} C_i} \\ &\leq \frac{\sum_{x_i > y} w_i + \sum_{x_i \leq y} C_i + \sum_{x_i > y} C_i}{\sum_{x_i \leq y} w_i + \sum_{x_i \leq y} C_i + \sum_{x_i > y} C_i} \\ &= \frac{\sum_{x_i > y} 1 + \sum_{x_i \leq y} C_i}{\sum_{x_i \leq y} 1 + \sum_{x_i > y} C_i}. \end{aligned}$$

Let $c_{\max} = \max_{j \in [m]} \alpha_j (|G_j| - 1)$ and $c_{\min} = \min_{j \in [m]} \alpha_j (|G_j| - 1)$. Since y is the median location, the approximation ratio is at most

$$\rho = \frac{\sum_{x_i > y} 1 + \sum_{x_i \leq y} C_i}{\sum_{x_i \leq y} 1 + \sum_{x_i > y} C_i} \leq \frac{\frac{n}{2} + \frac{n}{2} c_{\max}}{\frac{n}{2} + \frac{n}{2} c_{\min}} = \frac{1 + c_{\max}}{1 + c_{\min}}.$$

Since $\alpha_j (|G_j| - 1) \in [0, 1]$, we have the approximation ratio of 2. \square

From the proof of Theorem 1, we can see that Med-M is optimal when all groups are identical, i.e. all groups have the same externality and size. However, when groups are diverse, Med-M achieves a larger approximation ratio. Hence, we need to leverage the group information to design mechanisms. Moreover, one can foresee that Left-M is even worse than Med-M in minimizing the social cost.

3.1 Private Locations and Public Group Memberships

Before showing the mechanism, let us focus on the contribution of each agent to the social cost in depth. The intuitive idea is that each agent contributes the social cost with the amount of their own cost. However, from an alternative macro perspective, the social cost contributed by each agent location can also be divided into two parts, their distance in their own cost and their distance in their group members' cost. Hence, we can alternatively regard the contribution of each agent to the social cost is

$$\begin{aligned} &d(x_i, y) + \alpha_{g_i} (|G_{g_i}| - 1) (1 - d(x_i, y)) \\ &= (1 - \alpha_{g_i} (|G_{g_i}| - 1)) d(x_i, y) + \alpha_{g_i} (|G_{g_i}| - 1), \end{aligned}$$

which has already been used in the proof of Theorem 1. Let $w_i = 1 - \alpha_{g_i} (|G_{g_i}| - 1)$, we will characterize the optimal facility location based on the above discussion. Let $L(y)$ be the set of the agents with $x_i \leq y$ and $R(y)$ be the set of the agents with $x_i > y$, respectively.

Observation 1. *If $y_1 < y_2$, then $L(y_1) \subseteq L(y_2)$ and $R(y_2) \subseteq R(y_1)$.*

From the observation, we can see that the function $l(y) = \sum_{i \in L(y)} w_i$ is non-decreasing on y . Analogously, the function $r(y) = \sum_{i \in R(y)} w_i$ is non-increasing on y . Hence, we can conclude that the following sets are continuous and bounded.

$$Y_1 = \left\{ y \mid \sum_{i \in L(y)} w_i < \sum_{i \in R(y)} w_i \right\},$$

$$Y_2 = \left\{ y \mid \sum_{i \in L(y)} w_i > \sum_{i \in R(y)} w_i \right\}.$$

Moreover, we can see that $Y_1 \cap Y_2 = \emptyset$. Let $y_l = \sup Y_1$ and $y_r = \inf Y_2$. Then we characterize the optimal facility location.

Proposition 1. *Given any agent profile $\mathbf{r} = (r_1, r_2, \dots, r_n)$, y^* is the optimal facility location if and only if $y^* \in [y_l, y_r]$.*

Proof. We will first show that the social costs of all the points in $[y_l, y_r]$ are equal if $y_l \neq y_r$. By the definition of y_l and y_r , any point $y \in (y_l, y_r)$ satisfies

$$\sum_{i \in L(y)} w_i = \sum_{i \in R(y)} w_i.$$

Consider any two points $y_1, y_2 \in (y_l, y_r)$ and $y_1 < y_2$. From the discussion before Proposition 1, we can see that $L(y_1) = L(y_2)$ and $R(y_1) = R(y_2)$. Consequently, we have

$$\text{sc}(y_1, \mathbf{r}) = \dots = \text{sc}(y_2, \mathbf{r}).$$

We have already shown the social costs of all the points in (y_l, y_r) are equal. Besides, the social cost function is continuous, which then implies that the social costs of all the points in $[y_l, y_r]$ are equal.

Finally, we need to show that $\text{sc}(y_1, \mathbf{r}) > \text{sc}(y_2, \mathbf{r})$ for any $y_1 < y_2 \leq y_l$.

The social cost of y is

$$\text{sc}(y, \mathbf{r}) = \sum_{i \in N} [w_i d(x_i, y) + \alpha_{g_i} (|G_{g_i}| - 1)]$$

$$\frac{\partial \text{sc}(y, \mathbf{r})}{\partial y} = \sum_{i \in N} \frac{\partial c_i(y, \mathbf{r})}{\partial y} = \sum_{i \in N} \left[w_i \frac{\partial d(x_i, y)}{\partial y} \right] = - \sum_{i \in L(y)} w_i + \sum_{i \in R(y)} w_i$$

Note that

$$\sum_{i \in L(y_1)} w_i \leq \sum_{i \in L(y_2)} w_i < \sum_{i \in R(y_2)} w_i < \sum_{i \in R(y_1)} w_i$$

For any $y < y_l$.

$$\frac{\partial \text{sc}(y, \mathbf{r})}{\partial y} < 0$$

The social cost function is decreasing in $y < y_l$. Therefore, $\text{sc}(y_1, \mathbf{r}) > \text{sc}(y_2, \mathbf{r})$. This completes the proof. \square

Observe that $\sum_{i \in L(y)} w_i$ and $\sum_{i \in R(y)} w_i$ can only change at x_i , for $i = 1, 2, \dots, n$. Hence, we have the following mechanism outputting the optimal solution, which restructures the computation of the social cost as we have discussed.

Restructure Mechanism (Res-M). *Given any agent profile $\mathbf{r} = (r_1, \dots, r_n)$, without loss of generality, we assume that $x_1 \leq x_2 \leq \dots \leq x_n$, output the smallest x_i^* such that*

$$\sum_{i \in L(x_i^*)} w_i \geq \sum_{i \in R(x_i^*)} w_i,$$

where $w_i = 1 - \alpha_{g_i}(|G_{g_i}| - 1)$.

Now we show the strategyproofness of Res-M.

Theorem 2. *Restructure Mechanism is strategyproof and optimal for minimizing the social cost when locations are private and group memberships are public.*

Proof. For each agent, the only way to change the facility location is to misreport their location to the opposite side of x_i^* , which eventually leads the facility to be farther away from both their true location. Their cost increases after misreporting. Therefore, they have no incentive to misreport their locations.

From Proposition 1 we know that the social cost decreases from 0 to x_i^* and does not decrease from x_i^* to 1. Hence, x_i^* is the optimal facility location. \square

Hence, when the agents only misreport their locations, the social cost can in fact be minimized using a strategyproof mechanism. Next, we consider the setting of private group memberships.

3.2 Private Group Memberships

In this subsection, Res-M is no longer strategyproof (see an example in Appendix). Hence, we use Med-M in this setting. Since we have shown the strategyproofness and the approximation of Med-M in Theorem 1, we only need to show the lower bound to complete the results. We first show a lemma that helps us to derive the lower bounds.

Lemma 1. *If a deterministic mechanism is strategyproof, then for any set of agents at the same location, each individual cannot benefit if they misreport their group memberships simultaneously.*

Proof. We denote the set of agents at the same location x as $S \subseteq N$ with true profiles r_1, \dots, r_s . Let \mathbf{r}_{-S} denote a collection of true profiles of n agents except for agents in S . Consider a series of profiles \mathbf{r}^i ($0 \leq i \leq s$) where $s - i$ agents with r_{i+1}, \dots, r_s in S misreport their group memberships simultaneously. We have

$$\begin{aligned} \mathbf{r}^i &= \{r_1, \dots, r_i, r'_{i+1}, \dots, r'_s\} \cup \mathbf{r}_{-S}, \\ \mathbf{r}^{i-1} &= \{r_1, \dots, r_{i-1}, r'_i, \dots, r'_s\} \cup \mathbf{r}_{-S}. \end{aligned}$$

Therefore \mathbf{r}^{i-1} could be regarded as the agent i in \mathbf{r}^i misreporting the profile to r'_i . From the definition of strategyproofness, we have $c_i(f(\mathbf{r}^i), \mathbf{r}^i) \leq c_i(f(\mathbf{r}^{i-1}), \mathbf{r}^i)$, implying that $d(f(\mathbf{r}^i), x) \leq d(f(\mathbf{r}^{i-1}), x)$. By integrating all the inequalities achieved by $i \in [0, s]$, we further have

$$d(f(\mathbf{r}^s), x) \leq d(f(\mathbf{r}^{s-1}), x) \leq \dots \leq d(f(\mathbf{r}^0), x),$$

which completes the proof. \square

Theorem 3. *Any deterministic mechanism which outputs the facility at an agent location has an approximation ratio of at least 2 for minimizing the social cost when locations are public and group memberships are private.*

Proof. Given any strategyproof mechanism, consider a profile set \mathbf{r} where all agents' locations $x_1 = \dots = x_{\frac{n}{2}} = 0$ and $x_{\frac{n}{2}+1} = \dots = x_n = 1$ (n is an even number). Suppose that all agents belong to G_1 where $\alpha_1 = 0$. Due to the symmetry, we assume that the mechanism will output $y = 1$. Now we consider another profile set \mathbf{r}' where for all $\frac{n}{2}$ agents at 1, $\alpha_2 = 1/(n/2 - 1)$. In this profile set, the optimal location is 0. To achieve the approximation ratio less than 2, the mechanism should output $y = 0$. Hence, agents at 1 in \mathbf{r}' can benefit by misreporting their groups together, which makes the facility from 0 to 1. From Lemma 1 we have that mechanism is not strategyproof. \square

Med-M is a strategyproof mechanism that outputs an agent location. Hence, Med-M is the best among all strategyproof mechanisms that output an agent location. We also show the lower bound of all strategyproof mechanisms in this setting.

Theorem 4. *Any deterministic mechanism has an approximation ratio of at least 3/2 for minimizing the social cost when locations are public and group memberships are private.*

Proof. Given any strategyproof mechanism, consider a profile set \mathbf{r} where all agents' locations $x_1 = \dots = x_{\frac{n}{2}} = 0$ and $x_{\frac{n}{2}+1} = \dots = x_n = 1$ (n is an even number). Suppose that all agents belong to G_1 where $\alpha_1 = 0$. Due to the symmetry, we assume that the mechanism will output $y \geq 1/2$. Now we consider another profile set \mathbf{r}' where for all $\frac{n}{2}$ agents at 1, $\alpha_2 = 1/(n/2 - 1)$. In this profile set, the optimal location is 0. To achieve the approximation ratio less than 1.5, the mechanism should output $y < 1/2$. Hence, agents at 1 in \mathbf{r}' can benefit by misreporting their groups together, which makes the facility from 0 to 1. From Lemma 1 we have that mechanism is not strategyproof. \square

When locations are private, we will show that the Med-M is the best among all strategyproof mechanisms, not just strategyproof mechanisms that output an agent location. First, we will present a lemma to help us derive the lower bound.

Lemma 2. *If a deterministic mechanism is strategyproof, then for any set of agents at the same location, each individual cannot benefit if they misreport their locations simultaneously.*

Proof. We denote the set of agents at the same location x as $S \subseteq N$ with true profiles r_1, \dots, r_s . Let \mathbf{r}_{-S} denote a collection of true profiles of n agents except for agents in S . Consider a series of profiles \mathbf{r}^i ($0 \leq i \leq s$) where $s - i$ agents with r_{i+1}, \dots, r_s in S misreport their locations simultaneously. We have

$$\begin{aligned}\mathbf{r}^i &= \{r_1, \dots, r_i, r'_{i+1}, \dots, r'_s\} \cup \mathbf{r}_{-S}, \\ \mathbf{r}^{i-1} &= \{r_1, \dots, r_{i-1}, r'_i, \dots, r'_s\} \cup \mathbf{r}_{-S}.\end{aligned}$$

Therefore \mathbf{r}^{i-1} could be regarded as the agent i in \mathbf{r}^i misreporting the profile to r'_i . From the definition of strategyproofness, we have $c_i(f(\mathbf{r}^i), \mathbf{r}^i) \leq c_i(f(\mathbf{r}^{i-1}), \mathbf{r}^i)$, implying that $d(f(\mathbf{r}^i), x) \leq d(f(\mathbf{r}^{i-1}), x)$. By integrating all the inequalities achieved by $i \in [0, s]$, we further have

$$d(f(\mathbf{r}^s), x) \leq d(f(\mathbf{r}^{s-1}), x) \leq \dots \leq d(f(\mathbf{r}^0), x),$$

which completes the proof. \square

Theorem 5. *Any deterministic mechanism has an approximation ratio of at least 2 for minimizing the social cost when both locations and group memberships are private.*

Proof. Given any strategyproof mechanism, consider a profile set where all the agents' locations $x_1 = \dots = x_{\frac{n}{2}} = 1/2 - \epsilon$ and $x_{\frac{n}{2}+1} = \dots = x_n = 1/2 + \epsilon$ (n is an even number). Suppose that all agents belong to G_1 where $\alpha_1 = 0$. Due to the symmetry, we assume that the mechanism will output $y \in [1/2, 1]$. We first show that the mechanism has to output $y \in [1/2, 1/2 + \epsilon] = [x_2 - \epsilon, x_2]$. To see this, if the mechanism output $y \in (1/2 + \epsilon, 1]$. Agents at 0 can benefit by misreporting their locations to $(1/2 + \epsilon)$ together, which makes the facility to be located at $(1/2 + \epsilon)$, which is closer to them. Now we consider another profile set where all $\frac{n}{2}$ agents at $x_1 = 1/2 - \epsilon$ move to $x'_1 = 1/2 - 3\epsilon$. To achieve the strategyproofness, the mechanism has to output $y \in [1/2 - 3\epsilon, 1/2 - 2\epsilon] = [x'_1, x'_1 + \epsilon]$. By using a series of similar analysis, there is a profile set where $x_1 = 0$ or $x_2 = 1$, and $x_2 - x_1 > \frac{1}{2}$, the mechanism outputs $y \in [x_1, x_1 + \epsilon] \cup [x_2 - \epsilon, x_2]$. Without loss of generality we assume that for the profile set \mathbf{r} , all the agents' locations $x_1 = \dots = x_{\frac{n}{2}} = 0$ and $x_{\frac{n}{2}+1} = \dots = x_n \geq 1/2 + \epsilon$ (n is an even number). Suppose that all agents belong to G_1 where $\alpha_1 = 0$. If the output of the mechanism is $y \in [x_2 - \epsilon, x_2]$, consider another profile set \mathbf{r}' where all agents at x_2 belong to group G_2 where $\alpha_2 = 1/(|G_2| - 1)$. To achieve the approximation ratio of less than 2, the mechanism has to output $y < x_2 - \epsilon$. In this case, agents at x_2 in \mathbf{r}' can benefit by misreporting their groups together, which makes the facility closer. From Lemma 1 we have that mechanism is not strategyproof. If the output of the mechanism is $y \in [0, \epsilon]$, we can use a similar analysis to show the approximation ratio. \square

Next, we consider minimizing the maximum cost. Unlike most previous work on facility location games, where analyzing the maximum cost is easier than analyzing the social cost, we face the greatest challenge with this objective.

4 Maximum Cost

Similar to the social cost, we first consider the performance of Left-M, the best mechanism for the maximum cost in the classical facility location games Procaccia and Tennenholtz (2009). After showing that, we propose a mechanism that has a smaller approximation ratio. We start with the case where there is only one group.

Lemma 3. *Locating the facility at any point between the leftmost agent location and the rightmost agent location can achieve an approximation ratio of 2, when there is only one group.*

Proof. Let lm and rm be the leftmost agent and the rightmost agent, respectively. Let the facility location be y . We will show that $c_{lm}(y, \mathbf{r}) > c_i(y, \mathbf{r})$ for any $x_{lm} < x_i \leq y$ and $c_{rm}(y, \mathbf{r}) > c_i(y, \mathbf{r})$ for any $y < x_i \leq x_{rm}$. Hence, no matter at which point between x_{lm} and x_{rm} the facility is located, the maximum cost is incurred by either the cost of the leftmost agent or the rightmost agent. To see this, we first show that $c_{lm}(y, \mathbf{r}) > c_i(y, \mathbf{r})$ for any $x_{lm} < x_i \leq y$. To simplify the description, we directly use α and G instead of α_j and G_j since there is only one group.

We will show that $c_i(x_{rm}, \mathbf{r}) > c_{i'}(x_{rm}, \mathbf{r})$ for any $x_i < x_{i'} \leq x_{rm}$.

The cost of lm is

$$c_{lm}(y, \mathbf{r}) = y - x_{lm} + \alpha(1 + x_i - y) + \alpha \sum_{k \neq lm, i} (1 - d(y, x_k)).$$

The cost of x_i is

$$c_i(y, \mathbf{r}) = y - x_i + \alpha(1 + x_{lm} - y) + \alpha \sum_{k \neq lm, i} (1 - d(y, x_k)).$$

Hence, we have

$$c_{lm}(y, \mathbf{r}) - c_i(y, \mathbf{r}) = (\alpha + 1)(x_i - x_{lm}) > 0.$$

We can also use the similar analysis to show that $c_{rm}(y, \mathbf{r}) > c_i(y, \mathbf{r})$ for any $y < x_i \leq x_{rm}$. Moreover, we can conclude that the optimal facility location for minimizing the maximum cost is the location where the leftmost agent and the rightmost agent have the same cost. Let $c_{lm}(y^*, \mathbf{r}) = c_{rm}(y^*, \mathbf{r})$, we have

$$\begin{aligned} & y^* - x_{lm} + \alpha(1 - x_{rm} + y^*) + \alpha \sum_{k \neq lm, rm} (1 - d(y^*, x_k)) \\ &= x_{rm} - y^* + \alpha(1 + x_{lm} - y^*) + \alpha \sum_{k \neq lm, rm} (1 - d(y^*, x_k)). \end{aligned}$$

Then, we have

$$2y^*(1 + \alpha_{g_i}) = (1 + \alpha_{g_i})(x_{lm} + x_{rm}) \text{ and } y^* = \frac{x_{lm} + x_{rm}}{2},$$

and the max cost achieved by y^* is

$$c_{lm}(y^*, \mathbf{r}) = \frac{x_{rm} - x_{lm}}{2} + \alpha(|G| - 1)\left(1 - \frac{x_{rm} - x_{lm}}{2}\right).$$

From the definition of the agent cost function, we have $c_{rm}(x_{lm}, \mathbf{r}) \geq c_{rm}(y, \mathbf{r})$ and $c_{lm}(x_{rm}, \mathbf{r}) \geq c_{lm}(y, \mathbf{r})$ when $x_{lm} \leq y \leq x_{rm}$. We only need to calculate

$$\frac{\max\{c_{lm}(x_{rm}, \mathbf{r}), c_{rm}(x_{lm}, \mathbf{r})\}}{\max\{c_{lm}(y^*, \mathbf{r}), c_{rm}(y^*, \mathbf{r})\}}.$$

Due to the symmetry, let $c_{lm}(x_{rm}, \mathbf{r})$ be the larger one. Now we focus on the cost of agent lm . From y^* to x_{rm} , the distance of agent lm is increased by the amount of $x_{rm} - y^*$, the distance of agent rm is decreased by the amount of $x_{rm} - y^*$, and there are at most $|G| - 2$ other agents whose distances are decreased by the amount of at most $x_{rm} - y^*$. Hence, we have

$$c_{lm}(x_{rm}, \mathbf{r}) - c_{lm}(y^*, \mathbf{r}) \leq \alpha(|G| - 2)(x_{rm} - y^*).$$

Then approximation ratio is

$$\begin{aligned} \rho &= \frac{c_{lm}(x_{rm}, \mathbf{r})}{c_{lm}(y^*, \mathbf{r})} \leq 1 + \frac{\alpha(|G| - 2)(x_{rm} - y^*)}{c_{lm}(y^*, \mathbf{r})} \\ &\leq 1 + \frac{\alpha(|G| - 2)}{1 + \alpha(|G| - 1)\left(\frac{2}{x_{rm} - x_{lm}} - 1\right)} \leq 2, \end{aligned}$$

where the last equality holds when $x_{rm} - x_{lm} = 1$.

Now we will show that this bound is tight. Consider a profile set with a single group where one agent is located at 0 and all the other $|G| - 1$ agents are located at 1. The maximum cost of $y^* = 1/2$ is $1/2 + \alpha(|G| - 1)(1 - 1/2)$ while the maximal of the maximum cost is $1 + \alpha(|G| - 1)$, which locates the facility at 1. One can verify that the approximation ratio in this profile set is 2. \square

Theorem 6. *Left-point mechanism is strategyproof when both locations and group memberships are private, and has an approximation ratio of 3.*

Proof. For the strategyproofness, we conclude that in each case, any misreporting eventually leads the facility location to remain unchanged or move farther away from every agent's location, which leads their cost to remain unchanged or increase. Hence, each agent has no incentive to misreport.

Now we are ready to show the approximation ratio of Left-M. If there is only one group, from Lemma 3 we have the approximation ratio of 2. If there are more than two groups, let the group which the leftmost agent belongs to be G_{lm} and the maximum cost achieved by y is incurred by the agent i in group G_r . Let the leftmost agent be lm and the optimal facility location be y^* . Hence, we have $y^* > y$. First, the maximum cost achieved by y^* is at least

$$mc(y^*, \mathbf{r}) \geq c_{lm}(y^*, \mathbf{r}) \geq (y^* - y).$$

Then from y to y^* , the cost of agent i will increase by the amount of at most $(y^* - y) + \alpha_r(|G_r| - 1)(y^* - y)$. Hence, we have

$$\begin{aligned} \text{mc}(y, \mathbf{r}) &\leq c_i(y^*, \mathbf{r}) + (y^* - y) + \alpha_r(|G_r| - 1)(y^* - y) \\ &\leq \text{mc}(y^*, \mathbf{r}) + (y^* - y) + \alpha_r(|G_r| - 1)(y^* - y). \end{aligned}$$

Therefore, the approximation ratio is at most

$$\rho = \frac{\text{mc}(y, \mathbf{r})}{\text{mc}(y^*, \mathbf{r})} \leq 1 + \frac{(y^* - y) + \alpha_r(|G_r| - 1)(y^* - y)}{y^* - y} \leq 3.$$

□

4.1 Private Locations and Public Group Memberships

Different from the social cost, we cannot restructure the contribution of each agent since the maximum cost is incurred by a single agent. From Lemma 3 we know that the approximation ratio within a group is very small. Hence, the following direction of strategyproof mechanism design is to find a location such that the analysis of the approximation ratio can be degenerated to the single group in most of cases.

Last-leftmost or First-rightmost Mechanism (Lof-M). *Given any agent profile $\mathbf{r} = (r_1, \dots, r_n)$, without loss of generality, output the facility location y at the leftmost location among the rightmost group leftmost agent location or the leftmost group rightmost agent location, i.e.,*

$$y = \min\{x_{\text{lm}}^*, x_{\text{rm}}^*\}$$

where $x_{\text{lm}}^* = \max_{j \in [m]} \{x_{\text{lm}}^j\}$, $x_{\text{rm}}^* = \min_{j \in [m]} \{x_{\text{rm}}^j\}$, x_{lm}^j is the leftmost agent location in group j and x_{rm}^j is the rightmost agent location in group j .

Theorem 7. *Last-leftmost or First-rightmost Mechanism is strategyproof and has an approximation ratio of 17/8 when locations are private and group memberships are public.*

Proof. If $y = x_{\text{lm}}^*$, suppose that this group leftmost agent is in group j^* . For agents in group j^* , they can only move x_{lm}^* to the left by misreporting, implying that the facility will not move to be closer to them. Hence, they have no incentive to misreport the location. For agents not in group j^* , they can only move their group leftmost agent location to the left or their group rightmost agent location to the right, which cannot move the facility. Hence, they have no incentive to misreport. If $y = x_{\text{rm}}^*$, we can also use a similar analysis to show the strategyproofness. Next, we will show the approximation ratio by case. Let y^* be the optimal facility location, we will start from easier cases to the most difficult ones.

Case 1: $y = x_{\text{lm}}^$ and $y > y^*$.*

$$\begin{array}{c} \text{-----} \\ 0 \quad \bullet \quad \bullet \quad 1 \\ \quad y^* \quad y(x_{\text{lm}}^*) \end{array}$$

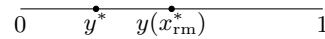
In this case, we can show that the maximum cost achieved by y is incurred by a group leftmost agent. For the sake of contradiction, let the maximum cost achieved by y be incurred by a group rightmost agent. Due to the definition of x_{lm}^* , each group rightmost agent is either at or on the right of y . Since y^* is on the left of y , the cost of that group rightmost agent with respect to y is at most of that with respect to y^* . However, y^* is the optimal facility location, which makes a contradiction. Suppose that the maximum cost achieved by y is incurred by $x_{lm}^{j'}$. Due to the definition of x_{lm}^* , we have $x_{lm}^{j'} \geq x_{lm}^*$. Hence, y is within the interval $[x_{lm}^{j'}, x_{rm}^{j'}]$, and the maximum cost achieved by y^* is at least the maximum cost among $x_{lm}^{j'}$ and $x_{rm}^{j'}$. From Lemma 3 we have the approximation ratio of 2.

Case 2: $y = x_{lm}^$ and $y < y^*$.*



In this case, we can show that the maximum cost achieved by y is incurred by a group rightmost agent. For the sake of contradiction, let the maximum cost achieved by y be incurred by a group leftmost agent at $x_{lm}^{j'}$. Since y^* is on the right of y , the cost of that agent with respect to y is at most of that with respect to y^* . However, y^* is the optimal facility location, which makes a contradiction. Suppose that the maximum cost achieved by y is incurred by $x_{rm}^{j'}$. Due to the definition of x_{lm}^* , we have $x_{lm}^{j'} \leq x_{lm}^*$. Hence, y is within the interval $[x_{lm}^{j'}, x_{rm}^{j'}]$, and the maximum cost achieved by y^* is at least the maximum cost among $x_{lm}^{j'}$ and $x_{rm}^{j'}$. From Lemma 3 we have the approximation ratio of 2.

Case 3: $y = x_{rm}^$ and $y > y^*$.*




In this case, we can show that the maximum cost achieved by y is incurred by a group leftmost agent. For the sake of contradiction, let the maximum cost achieved by y be incurred by a group rightmost agent. Due to the definition of x_{rm}^* , each group rightmost agent is either at or on the right of y . Since y^* is on the left of y , the cost of that group rightmost agent with respect to y is at most of that with respect to y^* . However, y^* is the optimal facility location, which makes a contradiction. Suppose that the maximum cost achieved by y is incurred by $x_{lm}^{j'}$. Due to the definition of x_{lm}^* , we have $x_{lm}^{j'} \geq x_{lm}^*$. Hence, y is within the interval $[x_{lm}^{j'}, x_{rm}^{j'}]$, and the maximum cost achieved by y^* is at least the maximum cost among $x_{lm}^{j'}$ and $x_{rm}^{j'}$. From Lemma 3 we have the approximation ratio of 2.

Case 4: $y = x_{rm}^*$ and $y < y^*$. In this case, we can show that the maximum cost achieved by y is incurred by a group rightmost agent. For the sake of contradiction, let the maximum cost achieved by y be incurred by a group leftmost agent. Note that in this case, this agent can be on the right of y . Hence, we cannot use the previous analysis to deal with this case. If this group leftmost agent is on the left of y , we have the maximum cost achieved by y is at most the maximum cost achieved by y^* because of $y^* > y$, implying the approximation ratio of 1. If this group leftmost agent is on the right of y , from the proof of Lemma 3 we know that the rightmost agent in the same group will incur a larger cost. Hence, the maximum cost achieved by y can only be incurred by a group rightmost agent. Let this group be G_{jr} , the leftmost agent in G_{jr} be x_{lm}^{jr} , and the rightmost agent in G_{jr} be x_{rm}^{jr} (for simplify the description, we will use x_i to denote both agent i and their location). If y is at or on the right of x_{lm}^{jr} , from Lemma 3 we have the approximation ratio of 2. Now, we consider the case where y is on the left of x_{lm}^{jr} .

Let the group which the agent at x_{rm}^* belongs to be group G_{jl} , the leftmost agent in G_{jl} be x_{lm}^{jl} , and the rightmost agent in G_{jl} be x_{rm}^{jl} . We first show that moving all agents in G_{jl} to y iteratively will not decrease the approximation ratio. To see this, the proof of Lemma 3 has already shown that the maximum cost can only be incurred by the leftmost agents and the rightmost agents in each group. Since $x_{lm}^{jl} \leq x_{rm}^{jl} < y^*$. The maximum cost achieved by y^* must not be incurred by x_{rm}^{jl} . Then we focus on agent x_{lm}^{jl} . Since agent x_{rm}^{jl} is at x_{rm}^* , we do not need to move. We first move the second rightmost agent in G_{jl} to y , which makes them closer to y^* . It will not decrease the maximum cost achieved by y it is incurred by the x_{rm}^{jr} . Moreover, the maximum cost achieved by y^* will not decrease since the cost of agent x_{lm}^{jl} will decrease. Therefore, the approximation ratio will not decrease. Next, we will examine which agent incurs the maximum cost achieved by y^* . There are two possible cases, and we will analyze that the ratio in each of these cases does not exceed 2.

Case 4-1. y^* is on the left of x_{lm}^{jr} .



In this case, we focus on the impact of agent x_{lm}^{jl} and agent x_{rm}^{jr} on the maximum cost achieved by y^* . We will increase the approximation ratio by minimizing the maximum cost achieved by y . Since all agents in G_{jl} are at the same location, the cost of agent x_{lm}^{jl} is

$$\begin{aligned} c_{lm}^{jl}(y^*, \mathbf{r}) &= d(y^*, x_{rm}^{jr}) + \alpha_{jl}(|G_{jl}| - 1)(1 - d(y^*, x_{rm}^{jr})) \\ &= (1 - \alpha_{jl}(|G_{jl}| - 1))d(y^*, x_{rm}^{jr}) + \alpha_{jl}(|G_{jl}| - 1). \end{aligned}$$

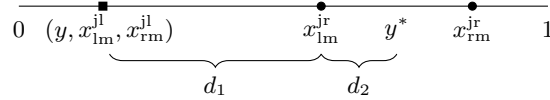
Let $\alpha_{jl}(|G_{jl}| - 1)$ be $c_{jl} \in [0, 1]$. We further have

$$\begin{aligned} (1 - c_{jl})d(y^*, x_{rm}^{jr}) + c_{jl} - ((1 - c'_{jl})d(y^*, x_{rm}^{jr}) + c'_{jl}) \\ = (1 - d(y^*, x_{rm}^{jr}))(c_{jl} - c'_{jl}) \geq 0, \end{aligned}$$

where $c_{j_l} > c'_{j_l}$, implying that decreasing the value of c_{j_l} will not increase the maximum cost achieved by y^* and not change the maximum cost achieved by y . Hence, the approximation ratio can only be larger by setting $c_{j_l} = 0$. Then we have $c_{l_m}^{j_l}(y^*, \mathbf{r}) = d(y^*, x_{r_m}^{j_r})$. Moreover, the cost of agent $x_{r_m}^{j_r}$ will increase the amount of at most $(y^* - y) - \alpha_{j_r}(|G_{j_r}| - 1)(y^* - y)$ from y^* to y since all agents in G_{j_r} are on the right of y^* . Therefore, the approximation ratio is at most

$$\begin{aligned} \rho &\leq \frac{c_{l_m}^{j_l}(y^*, \mathbf{r}) + (y^* - y) - \alpha_{j_r}(|G_{j_r}| - 1)(y^* - y)}{c_{l_m}^{j_l}(y^*, \mathbf{r})} \\ &\leq \frac{2 - \alpha_{j_r}(|G_{j_r}| - 1)}{1} \leq 2. \end{aligned}$$

Case 4-2. y^* is on the right of $x_{l_m}^{j_r}$.



We consider the impact of agents $x_{l_m}^{j_l}$, $x_{l_m}^{j_r}$, and $x_{r_m}^{j_r}$ on the maximum cost achieved by y^* . First, we can use a similar analysis to show that setting $c_{j_l} = 0$ makes the approximation ratio larger. From Lemma 3 we know that the agents $x_{l_m}^{j_r}$ and $x_{r_m}^{j_r}$ will have the same cost with respect to the location $\frac{x_{l_m}^{j_r} + x_{r_m}^{j_r}}{2}$.

If the cost of agent $x_{l_m}^{j_l}$ is larger than the other two agents with respect to the location $\frac{x_{l_m}^{j_r} + x_{r_m}^{j_r}}{2}$. We can move $x_{l_m}^{j_r}$ to the left until it reaches y , or the cost of agent $x_{l_m}^{j_l}$ is equal to the other two agents with respect to the location $\frac{x_{l_m}^{j_r} + x_{r_m}^{j_r}}{2}$. After the movement, the approximation ratio will not decrease. To see this, one can see that the maximum cost achieved by y^* is not incurred by $x_{l_m}^{j_r}$ before the movement is terminated. Moreover, the cost of $x_{r_m}^{j_r}$ with respect to y^* will decrease. Hence, the maximum cost achieved by y^* will not increase. Since $x_{l_m}^{j_r}$ will be closer to y , the maximum cost achieved by y will not decrease. Therefore, the approximation ratio will not decrease. If the movement is terminated by reaching y , we can use Lemma 3 to show an approximation ratio 2.

Next, we consider the case where the movement is terminated by the other condition. In this case, all three agents $x_{l_m}^{j_l}$, $x_{l_m}^{j_r}$, $x_{r_m}^{j_r}$ have the same cost with respect to the location $(x_{l_m}^{j_r} + x_{r_m}^{j_r})/2$. Then we focus on the approximation ratio between the maximum cost achieved by y and $(x_{l_m}^{j_r} + x_{r_m}^{j_r})/2$ since the approximation ratio between the maximum cost achieved by y and y^* is less or equal to the former one. To simplify the description, let $d_1 = x_{l_m}^{j_r} - x_{l_m}^{j_l}$ and $d_2 = (x_{l_m}^{j_r} + x_{r_m}^{j_r})/2$, and we just use y^* for $(x_{l_m}^{j_r} + x_{r_m}^{j_r})/2$. First we have the maximum cost achieved by y^* is at least

$$\text{mc}(y^*, \mathbf{r}) \geq c_{l_m}^{j_l}(y^*, \mathbf{r}) = d_1 + d_2.$$

Let $\alpha_{j_r}(|G_{j_r}| - 1)$ be c_{j_r} , we also have the maximum cost achieved by y^* is at least

$$\text{mc}(y^*, \mathbf{r}) \geq c_{r_m}^{j_r}(y^*, \mathbf{r}) \geq d_2 + c_{j_r}(1 - d_2).$$

From y^* to $x_{\text{lm}}^{\text{jr}}$, the cost of agent $x_{\text{rm}}^{\text{jr}}$ will increase by the amount of at most $(d_2 + c_{\text{jr}}d_2)$, since there are at most $|G_{\text{jr}}| - 1$ agents at $x_{\text{lm}}^{\text{jr}}$. From $x_{\text{lm}}^{\text{jr}}$ to y , the cost of agent $x_{\text{rm}}^{\text{jr}}$ will increase by the amount of at most $(d_1 - c_{\text{jr}}d_1)$, since all agents in G_{jr} are at or on the right of $x_{\text{lm}}^{\text{jr}}$. Hence, the difference between the maximum cost achieved by y and y^* is at most

$$\text{mc}(y, \mathbf{r}) \leq \text{mc}(y^*, \mathbf{r}) + d_1 + d_2 + c_{\text{jr}}(d_2 - d_1).$$

Then, we have the approximation ratio

$$\rho = \frac{\text{mc}(y, \mathbf{r})}{\text{mc}(y^*, \mathbf{r})} \leq 1 + \frac{d_1 + d_2 + c_{\text{jr}}(d_2 - d_1)}{d_1 + d_2}, \quad (1)$$

and

$$\rho = \frac{\text{mc}(y, \mathbf{r})}{\text{mc}(y^*, \mathbf{r})} \leq 1 + \frac{d_1 + d_2 + c_{\text{jr}}(d_2 - d_1)}{d_2 + c_{\text{jr}}(1 - d_2)}. \quad (2)$$

One can verify that Equation 1 is monotonically decreasing with respect to d_1 and Equation 2 is monotonically increasing with respect to d_1 . The equality holds when $d_1 = c_{\text{jr}}(1 - d_2)$. By plugging d_1 into both equations, we have the approximation ratio

$$\rho \leq 1 + \frac{c_{\text{jr}}(1 - d_2) + d_2 + c_{\text{jr}}(d_2 - c_{\text{jr}}(1 - d_2))}{d_2 + c_{\text{jr}}(1 - d_2)} = 1 + \frac{(1 + c_{\text{jr}}^2)d_2 + c_{\text{jr}} - c_{\text{jr}}^2}{(1 - c_{\text{jr}})d_2 + c_{\text{jr}}},$$

which is monotonically increasing with respect to d_2 . Note that $d_1 + 2d_2 \leq 1$, we have $d_2 \leq \frac{1 - c_{\text{jr}}}{2 - c_{\text{jr}}}$. By plugging d_2 into the equation, we have the approximation ratio which is only related to c_{jr} . By carefully calculation, the approximation ratio reaches the maximum of $17/8$ when $c_{\text{jr}} = 1/4$. \square

Since Procaccia and Tennenholtz (2009) is a special case of our setting where all $\alpha_j = 0$, their lower bound of 2 still hold in our setting.

4.2 Public Locations and Private Group Memberships

In this subsection, we locate the facility at the middle point between the location of the leftmost agent and the location of the rightmost agent.

Middle-point Mechanism (Mid-M). *Given any profile set \mathbf{r} , locate the facility at $y = \frac{1}{2}(\min_{i \in N} \{x_i\} + \max_{i \in N} \{x_i\})$.*

Theorem 8. *Middle-point Mechanism is strategyproof, and has an approximation ratio of $(29 + 20\sqrt{10})/54$ for minimizing the maximum cost when locations are public and group memberships are private.*

Proof. Since Mid-M does not use the group memberships, it satisfies the strategyproofness trivially. Hence, we focus on the approximation ratio. Let the optimal facility location be y^* . Without loss of generality, we assume that $y < y^*$, the leftmost agent is in group G_l , and the maximum cost achieved by y is incurred by an agent in G_r . To simplify the description, we use x_{lm}^j and x_{rm}^j to denote the leftmost and the rightmost

agent in group G_j . First, we can see that the maximum cost achieved by y is incurred by agent x_{rm}^r . Next, we focus on the impact of agent x_{lm}^l, x_{rm}^r on the maximum cost achieved by y^* . First, we can move all agents in G_l to x_{lm}^l , where the approximation ratio will not decrease. To see this, the maximum cost achieved by y still be the same. The cost of agent x_{lm}^l with respect to y^* will decrease, implying that the maximum cost achieved by y^* will not increase. To see this, for agents at or on the left of y^* , they move far away from y^* . For agents on the right of y^* , the distance from y^* is less than the distance from y^* to x_{lm}^l since $y < y^*$ is the middle point. Hence, they also move far away from y^* .

If the cost of agent x_{lm}^l is larger than the other two agents with respect to the location $(x_{lm}^r + x_{rm}^r)/2$. We can use a similar analysis with Theorem 7 to move x_{lm}^{jr} to the left until it reaches x_{lm}^l , or the cost of agent x_{lm}^l is equal to the other two agents with respect to the location $(x_{lm}^r + x_{rm}^r)/2$. After the movement, the approximation ratio will not decrease. To see this, one can see that the maximum cost achieved by y^* is not incurred by x_{lm}^r before the movement is terminated. Moreover, the cost of x_{rm}^r with respect to y^* will decrease. Hence, the maximum cost achieved by y^* will not increase. Since x_{lm}^r will be closer to y , the maximum cost achieved by y will not decrease. Therefore, the approximation ratio will not decrease. If the movement is terminated by reaching y , we have $y \geq (x_{lm}^r + x_{rm}^r)/2$ while $y^* \leq (x_{lm}^r + x_{rm}^r)/2$. Hence, we have $y = y^*$ and the approximation ratio is 1.

Next, we consider the case where the movement is terminated by the other condition. In this case, all three agents $x_{lm}^l, x_{lm}^r, x_{rm}^r$ have the same cost with respect to the location $(x_{lm}^r + x_{rm}^r)/2$. Then we focus on the approximation ratio between the maximum cost achieved by y and $(x_{lm}^r + x_{rm}^r)/2$ since the approximation ratio between the maximum cost achieved by y and y^* is less or equal to the former one. To simplify the description, let $d_1 = y - x_{lm}^l$, $d_2 = (x_{lm}^r + x_{rm}^r)/2$, and $d_3 = d(y, x_{lm}^r)$. We just use y^* for $(x_{lm}^r + x_{rm}^r)/2$.

Subcase 1. $y \leq x_{lm}^r$ First we have the maximum cost achieved by y^* is at least

$$\text{mc}(y^*, \mathbf{r}) \geq c_{lm}^l(y^*, \mathbf{r}) = d_1 + d_2 + d_3.$$

Let $\alpha_r(|G_r| - 1)$ be c_r , we also have the maximum cost achieved by y^* is at least

$$\text{mc}(y^*, \mathbf{r}) \geq c_{rm}^r(y^*, \mathbf{r}) \geq d_2 + c_r(1 - d_2).$$

From y^* to x_{lm}^r , the cost of agent x_{rm}^r will increase by the amount of at most $(d_2 + c_r d_2)$, since there are at most $|G_r| - 1$ agents at x_{lm}^r . From x_{lm}^r to y , the cost of agent x_{rm}^{jr} will increase by the amount of at most $(d_3 - c_r d_3)$, since all agents in G_r are at or on the right of x_{lm}^r . Hence, the difference between the maximum cost achieved by y and y^* is at most

$$\text{mc}(y, \mathbf{r}) \leq \text{mc}(y^*, \mathbf{r}) + d_3 + d_2 + c_r(d_2 - d_3).$$

Then, we have the approximation ratio

$$\rho = \frac{\text{mc}(y, \mathbf{r})}{\text{mc}(y^*, \mathbf{r})} \leq 1 + \frac{d_3 + d_2 + c_r(d_2 - d_3)}{d_1 + d_2 + d_3}.$$

Since y is the middle point, we have $d_1 \geq d_3 + 2d_2$. Then we have

$$\rho = \frac{\text{mc}(y, \mathbf{r})}{\text{mc}(y^*, \mathbf{r})} \leq 1 + \frac{d_3 + d_2 + c_r(d_2 - d_3)}{3d_2 + 2d_3}, \quad (3)$$

Moreover, we have

$$\rho = \frac{\text{mc}(y, \mathbf{r})}{\text{mc}(y^*, \mathbf{r})} \leq 1 + \frac{d_3 + d_2 + c_r(d_2 - d_3)}{d_2 + c_r(1 - d_2)}. \quad (4)$$

One can verify that Equation 3 is monotonically decreasing with respect to d_3 and Equation 4 is monotonically increasing with respect to d_3 . The equality holds when $d_3 = (c_r - c_r d_2 - 2d_2)/2$. By plugging d_3 to both equations, we have the approximation ratio

$$\rho = 1 + \frac{c_r^2 d_2 + c_r + 3c_r d_2 - c_r^2}{2d_2 + 2c_r(1 - d_2)} \leq 1 + \frac{c_r^3 - 5c_r^2 + 5c_r}{2},$$

which is monotonically increasing with respect to d_2 . Note that $d_1 + d_3 + 2d_2 \leq 1$ and $d_1 \geq d_3 + 2d_2$, we have $d_2 \leq (1 - c_r)/(2 - c_r)$. By plugging d_2 into the equation, we have the approximation ratio which is only related to c_r . By carefully calculation, the approximation ratio reaches the maximum of $\frac{29+20\sqrt{10}}{54}$ when $c_r = \frac{5-\sqrt{10}}{3}$.

Subcase 2. $y > x_{\text{lm}}^r$ First we have the maximum cost achieved by y^* is at least

$$\text{mc}(y^*, \mathbf{r}) \geq c_{\text{lm}}^l(y^*, \mathbf{r}) = d_1 + d_2 - d_3.$$

Let $\alpha_r(|G_r| - 1)$ be c_r , we also have the maximum cost achieved by y^* is at least

$$\text{mc}(y^*, \mathbf{r}) \geq c_{\text{rm}}^r(y^*, \mathbf{r}) \geq d_2 + c_r(1 - d_2).$$

From y^* to y , the cost of agent x_{rm}^r will increase by the amount of at most $(d_2 - d_3 + c_r(d_2 - d_3))$, since there are at most $|G_r| - 1$ agents in $|G_r|$ on the left of y . Hence, the difference between the maximum cost achieved by y and y^* is at most

$$\text{mc}(y, \mathbf{r}) \leq \text{mc}(y^*, \mathbf{r}) + d_2 - d_3 + c_r(d_2 - d_3).$$

Then, we have the approximation ratio

$$\rho = \frac{\text{mc}(y, \mathbf{r})}{\text{mc}(y^*, \mathbf{r})} \leq 1 + \frac{d_2 - d_3 + c_r(d_2 - d_3)}{d_1 + d_2 - d_3}.$$

Since y is the middle point, we have $d_1 \geq 2d_2 - d_3$. Then we have

$$\rho = \frac{\text{mc}(y, \mathbf{r})}{\text{mc}(y^*, \mathbf{r})} \leq 1 + \frac{d_2 - d_3 + c_r(d_2 - d_3)}{3d_2 - 2d_3} \leq \frac{1 + c_r}{3}, \quad (5)$$

where the equality holds when $d_3 = 0$. Since $d_1 \geq 2d_2 - d_3$ and $d_1 - d_3 + 2d_2 \leq 2$, we have

$$\begin{aligned} \rho &= \frac{\text{mc}(y, \mathbf{r})}{\text{mc}(y^*, \mathbf{r})} \leq 1 + \frac{d_2 - d_3 + c_r(d_2 - d_3)}{d_2 + c_r(1 - d_2)} \\ &\leq 1 + \frac{(1 + c_r)d_2}{d_2 + c_r(1 - d_2)} \leq 1 + \frac{1 + c_r}{1 + 3c_r}, \end{aligned} \quad (6)$$

where the equality holds when $d_3 = 0$ and $d_2 = 1/4$. Combining Equations 5 and 6, the approximation ratio reaches the maximum of $14/9$ when $c_r = 2/3$. \square

Next, we will show the approximation ratio in this setting.

Theorem 9. *Any deterministic mechanism has an approximation ratio of at least $2(1 + 2\sqrt{2})/7$ for minimizing the maximum cost when locations are public and group memberships are private.*

Proof. Given any strategyproof mechanism, consider a profile set \mathbf{r} where all agents' locations $x_1 = \dots = x_{\frac{n}{2}} = 0$ and $x_{\frac{n}{2}+1} = \dots = x_n = 1$ (n is an even number). Suppose that all agents at 0 belong to G_1 and all agents at 1 belong to G_1 where $\alpha_1 = 0$. In this profile set, the optimal facility location is $1/2$. Due to the symmetry, we assume that the mechanism will output $y \in [1/2, 1]$. To achieve the approximation ratio less than $(2(1 + 2\sqrt{2})/7)$, the mechanism should output $y \in [1/2, (1 + 2\sqrt{2})/7]$. Now we consider another profile set \mathbf{r}' where for all $\frac{n}{2}$ agents at 1, $\alpha_2 = (2 - \sqrt{2})/(n/2 - 1)$. In this profile set, the optimal location is $\sqrt{2}/2$. To achieve the approximation ratio less than $(2(1 + 2\sqrt{2})/7)$, the mechanism should output $y > (1 + 2\sqrt{2})/7$. Hence, agents at 1 in \mathbf{r} can benefit by misreporting their groups together, which makes the facility closer to them. From Lemma 1 we have that mechanism is not strategyproof. \square

4.3 Private Locations and Private Group Memberships

When both locations and group memberships are private, Lof-M and Mid-M are no longer strategyproof. Hence, we just use Left-M in this setting. Moreover, the lower bound is at least 2, since misreporting only the location is a special case of misreporting both.

5 Conclusion and Future Work

We study facility location games with multiple groups where an agent competes with the other agents in the same group. We design desirable mechanisms with almost tight bounds to minimize the social cost and the maximum cost for each setting.

There are many open questions suggested by our analysis. An immediate direction is to study the competition among all agents. It is also reasonable to study some other objectives in this setting such as group fairness. Our work could also be extended to each agent can belong to multiple groups.

Bibliography

- Chan, H., Filos-Ratsikas, A., Li, B., Li, M., Wang, C.: Mechanism design for facility location problems: A survey. In: Proceedings of the 30th International Joint Conference on Artificial Intelligence (IJCAI), pp. 4356–4365 (2021)
- Cioffi-Revilla, C.: Introduction to computational social science. Springer (2014)
- Feigenbaum, I., Sethuraman, J.: Strategyproof mechanisms for one-dimensional hybrid and obnoxious facility location models. In: Workshops at the 29th AAAI conference on Artificial Intelligence, vol. WS-15-08 (2015)
- Filos-Ratsikas, A., Kanellopoulos, P., Voudouris, A.A., Zhang, R.: Settling the distortion of distributed facility location. In: Proceedings of the 22nd International Conference on Autonomous Agents and Multiagent Systems (AAMAS), pp. 2152–2160 (2023)
- Filos-Ratsikas, A., Voudouris, A.A.: Approximate mechanism design for distributed facility location. In: Proceedings of the 14th International Symposium on Algorithmic Game Theory (SAGT), vol. 12885, pp. 49–63 (2021)
- Fong, C.K.K., Li, M., Lu, P., Todo, T., Yokoo, M.: Facility location games with fractional preferences. In: Proceedings of the 32nd AAAI Conference on Artificial Intelligence, pp. 1039–1046 (2018)
- Gan, J., Li, B., Li, Y.: Your college dorm and dormmates: Fair resource sharing with externalities. *Journal of Artificial Intelligence Research* **77**, 793–820 (2023)
- Li, M., Mei, L., Xu, Y., Zhang, G., Zhao, Y.: Facility location games with externalities. In: Proceedings of the 18th International Conference on Autonomous Agents and MultiAgent Systems (AAMAS), pp. 1443–1451 (2019)
- Li, M., Zhang, J., Zhang, Q.: Truthful cake cutting mechanisms with externalities: Do not make them care for others too much! In: Proceedings of the 24th International Joint Conference on Artificial Intelligence (IJCAI), pp. 589–595 (2015)
- Mishra, S., Padala, M., Gujar, S.: Fair allocation with special externalities. In: Proceedings of the 19th Pacific Rim International Conference on Artificial Intelligence (PRCAI), vol. 13629, pp. 3–16 (2022)
- Procaccia, A.D., Tennenholtz, M.: Approximate mechanism design without money. In: Proceedings of the 10th ACM Conference on Electronic Commerce (EC), pp. 177–186 (2009)
- Pycia, M., Yenmez, M.B.: Matching with externalities. *The Review of Economic Studies* **90**(2), 948–974 (2023)
- Sasaki, H., Toda, M.: Two-sided matching problems with externalities. *Journal of Economic Theory* **70**(1), 93–108 (1996)
- Simon, H.A.: A formal theory of interaction in social groups. *American Sociological Review* **17**(2), 202–211 (1952)
- Wang, Y., Zhou, H., Li, M.: Positive intra-group externalities in facility location. In: Proceedings of the 23rd International Conference on Autonomous Agents and Multiagent Systems (AAMAS), pp. 1883–1891 (2024)

- Zhou, H.: Facility location games with group externalities. In: Proceedings of the 28th International Conference on Computing and Combinatorics (COCOON), vol. 13595, pp. 313–324 (2022)
- Zhou, H., Chan, H., Li, M.: Altruism in facility location problems. In: Proceedings of the 38th AAAI Conference on Artificial Intelligence, pp. 9993–10001 (2024)
- Zhou, H., Li, M., Chan, H.: Strategyproof mechanisms for group-fair facility location problems. In: Proceedings of the 31st International Joint Conference on Artificial Intelligence (IJCAI), pp. 613–619 (2022)
- Zou, S., Li, M.: Facility location games with dual preference. In: Proceedings of the 14th International Conference on Autonomous Agents and Multiagent Systems (AA-MAS), pp. 615–623 (2015)