

# External quantum efficiency above 100% in photovoltaic cells due to the technique raising efficiencies for all kinds of solar cells

Jianming Li\*

*Institute of Semiconductors, Chinese Academy of Sciences, A35 Qinghua East Road, Haidian District, Beijing 100083, P. R. China*

## ABSTRACT

A V-shaped module (VSM) photovoltaic technique, which breaks traditional concepts, has been proven by European and American scientists to enable power-conversion-efficiency ( $\eta$ ) to increase by 50% for thin-film solar cells. Furthermore, the VSM technique raises  $\eta$  for all kinds of solar cells (J. Environ. Sci. Eng. A 12, 214 (2023). <https://doi.org/10.17265/2162-5298/2023.06.002>). Mysterious dark energy is thought to result in the surprising VSM effect. The VSM approach opens up new avenues to study photovoltaic physics. In this study, the external quantum efficiency (EQE) of commercial polycrystalline silicon solar cells in the VSM was investigated, which exhibits a surprising phenomenon of EQE above 100%. In theory, non-infrared light incident into a solar cell can cause infrared emission. The VSM could trap the emitted infrared photons and lead to extra photoexcited carriers. The easy-to-reproduce VSM effect is thus explainable. The energy of emitted infrared photons is considered as the so-called dark energy. This study provides new clues and evidences to unravel the mystery of the surprising VSM effect. The VSM technique could also be used to develop photodetectors for infrared and ultraviolet light respectively.

---

\* Corresponding author.

*E-mail address:* jml\_iscas@163.com (J. Li)

## 1. Introduction

Today, the use of electric power is a basic need around the world. Since solar energy is plentiful and freely available, solar photovoltaic (PV) deployments provide a sustainable source of electricity [1]. In order to achieve optimum PV performance, it is essential to fully understand the physical principle of PV solar cells.

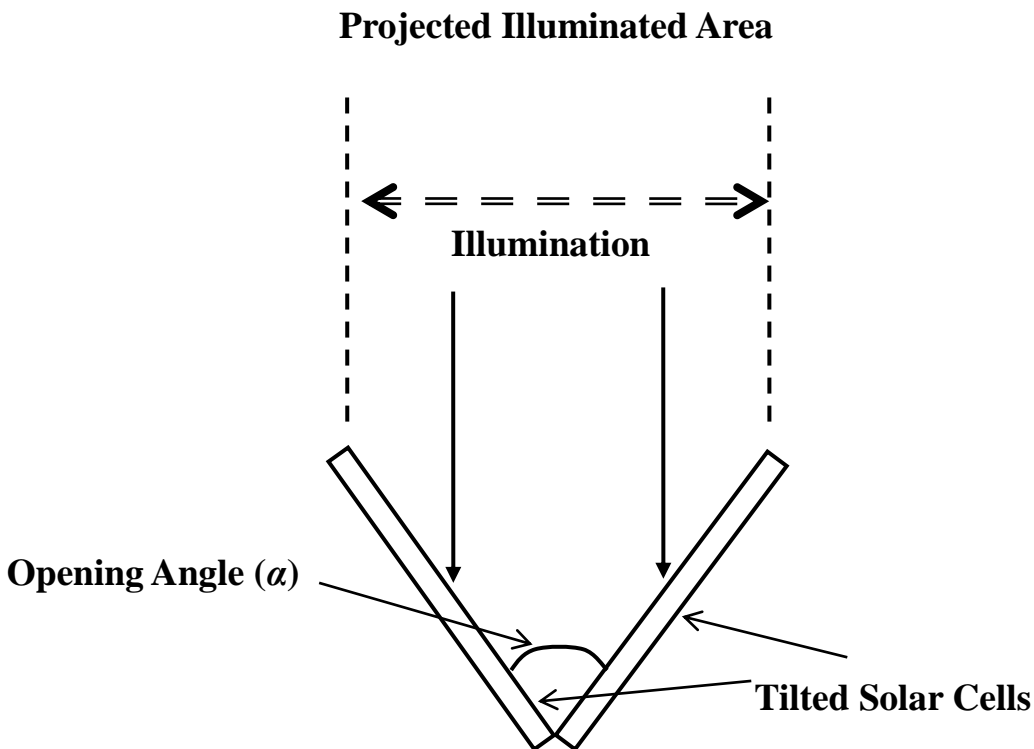
A V-shaped module (VSM) method [2], which breaks the traditional conceptions of PV technologies, has been proven to enable the power-conversion-efficiency ( $\eta$ ) of polysilicon solar cells to raise from 13.4% to 20.2%, creating an  $\eta$  increase of 51% [3]. Also, the VSM technique has been proven by European and American scientists to enable  $\eta$  to increase by 50% for thin-film solar cells [4,5]. As the V-shaped structure makes use of light trapping and absorbs more photons, the VSM technique is effective for raising  $\eta$  for all kinds of solar cells [6]. In addition, the research results of Canadian scientists have exhibited that the VSM arrays

obtain substantially higher generated electrical power density than flat-panel arrays under direct sunlight irradiation [7].

The VSM approach has opened up new avenues for exploring the mysteries in photovoltaic physics. In this study, the VSM approach was used to further study the polycrystalline silicon solar cells through measuring external quantum efficiency (EQE) in detail.

## 2. Experimental procedures

For the VSM structure in this study, two solar cells with identical characteristics were placed at an angle to each other. The two cells were 1-cm-square commercially available polycrystalline solar cells with an  $\eta$  of 13.4%, and these two cells were just the cells used in the work described in Ref. 3. Figure 1 shows the sketch of the VSM and light ray in the VSM, where the opening angle between the two tilted cells is  $\alpha$ .



**Fig. 1.** A schematic cross section of the VSM structure.

In this work, EQE of the solar cells in the VSM was systematically investigated. EQE is defined as the ratio between the number of the photoexcited electrons flowing out of a solar cell and the number of illuminated photons upon it at a given wavelength, and EQE is thus incident photon conversion efficiency. The electrons flowing out of the cell is just the photoexcited carriers collected by an external circuit. For the tilted cells in the VSM, EQE is the ratio between the number of the collected carriers per projected illuminated area to the number of photons illuminated upon the cells per projected illuminated area.

In this study, EQE of the cells in the VSM was measured for four  $\alpha$  values ( $20^\circ$ ,  $30^\circ$ ,  $40^\circ$ , and  $180^\circ$ ) respectively by using a spectral response measuring equipment (Model CEP-25/CH) made by Japan Bunkou Keiki Co., Ltd. The measurement error for the measuring equipment was below 2%.

### 3. Results and discussion

One of the cells in the VSM was measured first. Figure 2 shows EQE results. It is noted that the VSM approach enhanced EQE. The EQE values up to 1.8 (or 180%) and 1.4 (or 140%) were observed for  $\alpha$  values of  $20^\circ$  and  $30^\circ$ , respectively.

The second cell in the V-shaped structure was measured for the same  $\alpha$  as the first cell, and the two cells had consistent result. Furthermore, the two cells under parallel connection were measured in the same way as each cell. The performance of the two cells under parallel connection was consistent with that of each cell. It was very easy to reproduce the EQE results.

The EQE values above 100% appear very surprising in view of traditional solar cell theories. In order to get reliable data, a serious proceeding for the measurement was carried out [8].

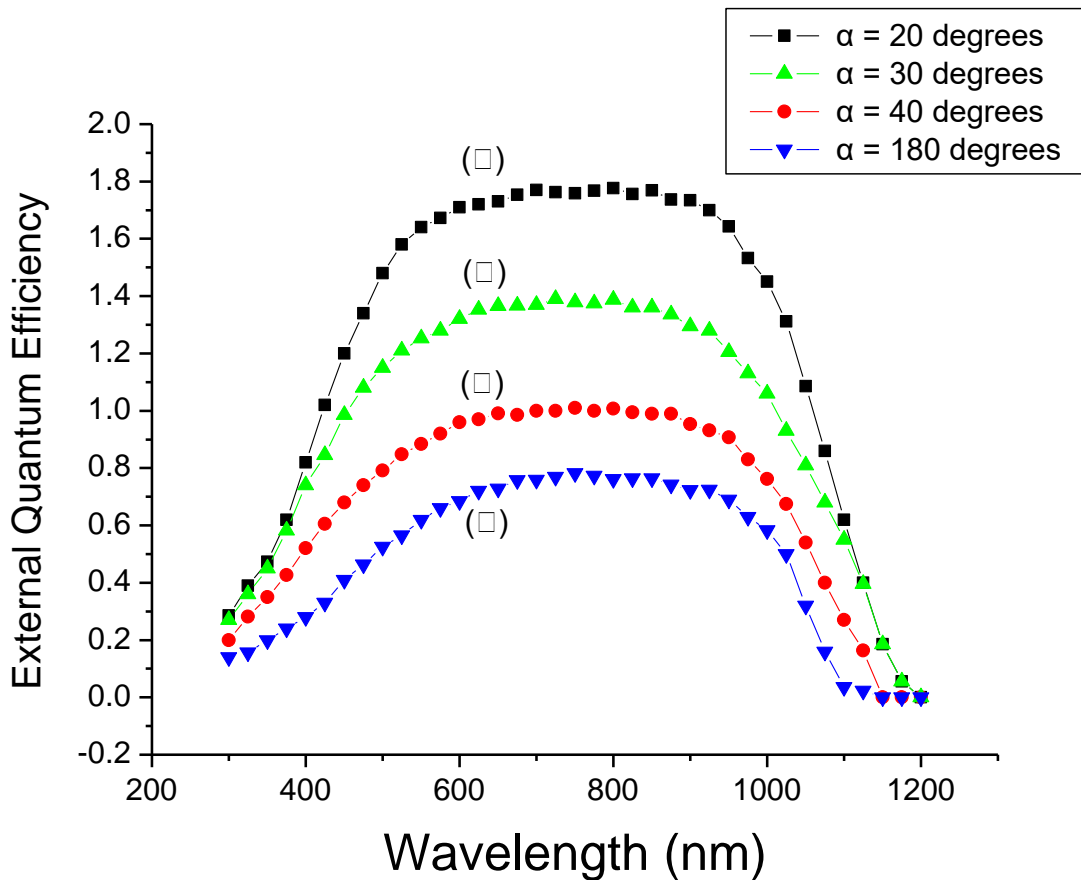


Fig. 2. The EQE results of the cells in the VSM.

Now, let us review the history of solar cell research. In principle, electron-hole pair multiplication (EHPM), the creation of more than one electron-hole pair from one absorbed photon, can occur in semiconductors when the absorbed photon has enough energy. Some authors reported EQE values above 100% in quantum dot and organic solar cells respectively [9-13]. Their findings demonstrate that EHPM events occurred in these two kinds of cells. Furthermore, EQE above 100% in other solar cells is not impossible.

While investigating the EQE results in this work, the reflection from each cell in the VSM is considered first.

It is known that there is no antireflection coating (ARC) with zero reflectivity. In addition, the metal contacts of solar cells reflect incident light. The reflections from the cells result in optical loss, causing reduction in EQE.

For the VSM under illumination, the incident light is partially absorbed at one cell and the rest of light is reflected to the other cell, where the reflected light has another chance to be absorbed. Although each cell reflects some incident light, it receives the same amount of the reflected light from another cell that is also under illumination.

The density of the reflections in the VSM increases rapidly as  $\alpha$  decreases, which gives rise to the light trapping effect. At small  $\alpha$  values, the optical reflectance of the cells in the V-shaped geometry indicates an almost complete absorption of photons, and this structure is more reminiscent of the blackbody absorbers of early quantum physics.

It is well known that solar spectrum has an infrared (IR) component. The rear metal contacts of the solar cells in the VSM can serve as back-side mirrors for IR photons, enabling some IR photons of sunlight to bounce off the V-shaped cells many times. This geometry promotes IR absorption via optical path length enhancement within the cells, resulting in the better use of the solar spectrum.

In the V-shaped configuration, light is trapped due to the reflections from both cells as a

result of which the absorption is enhanced. Thus, the VSM approach reduces reflection loss and leads to an enhancement in EQE compared to planar cells.

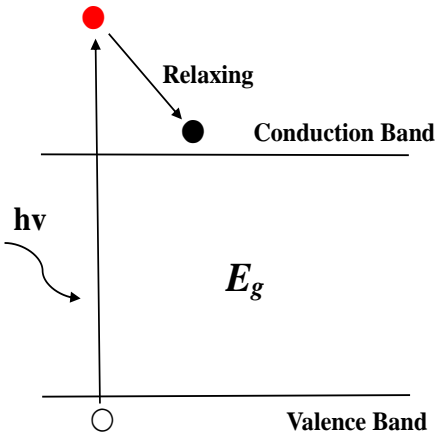
As described in Ref. 3, the reflectance of the cells used in this study is around 20%, resulting in about 20% optical loss. The EQE data achieved in this study show that the peak EQE of the cells in the VSM raises from 0.8 at  $\alpha = 180^\circ$  (or planar cells) to 1.4 at  $\alpha = 30^\circ$ , increasing by 75%. For  $\alpha = 20^\circ$ , the peak EQE is even up to 1.8, increasing by 125% compared to planar cells. It can be seen that the VSM technique can significantly raise EQE values of the cells, creating EQE increments by exceeding 20%. Accordingly, the significant EQE increments cannot be solely attributed to the reduction of the reflection loss. It is believed that other factors also make contributions to the significant EQE increments.

From the EQE data, no EHPM occurred in the VSM with  $\alpha = 180^\circ$  (planar cells). However, the EQE values above 100% demonstrate that EHPM events occurred in the VSM with  $\alpha = 20^\circ$  and  $\alpha = 30^\circ$  respectively. In order to explain the surprising EQE phenomena, some hypothetical factors are proposed as follows.

For the case in which an illuminated solar cell is in equilibrium, the incident energy falling from the sun upon the cell must equal the total energy output from the cell. Thus, a portion of photon energy falling upon the solar cell is converted into electrical output from the cell, and the rest of the energy must be released from the cells due to the constraint of energy conservation.

Now, let us consider the energy released from solar cells. In solar cells, the absorbed photons produce transitions between two sets of electronic states. When electrons are excited by photons with energy in excess of a forbidden energy band-gap ( $E_g$ ), they tend to rapidly thermally relax to the conduction band edge, as shown in Fig. 3. The excess energy of carriers generated by absorption of photons with energy greater than  $E_g$  is usually dissipated as heat, making the cells warmer. In addition, free carrier

absorption can make the free carriers obtain energy, and the carriers in turn dissipate their excess energy to heat by interaction with the lattice. In a word, some of the incident energy into solar cells is lost as heat. It is well known that heat generates IR emission which is called as thermal radiation. This means that solar cells under illumination emit IR photons, leading to the release of energy.



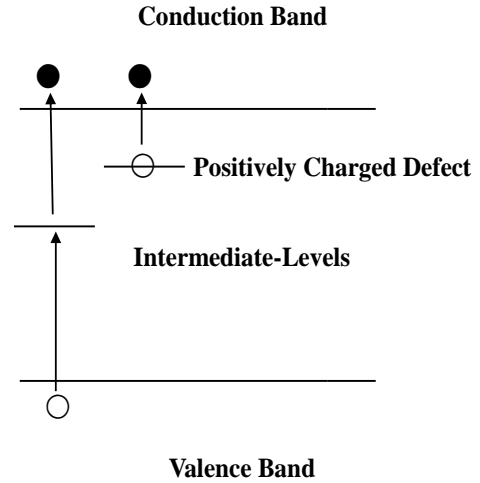
**Fig. 3.** A photoexcited electron relaxing to the conduction band edge.

As described above, the VSM traps the IR photons of sunlight due to optical confinement scheme. Similarly, some IR photons emitted from the cells can also bounce off the V-shaped cells.

Lattice imperfections lead to defect energy levels in  $E_g$ . The defect energy levels enable IR photons to be absorbed for creating carriers through sub-band-gap excitation. For example, the electron bound by an impurity (or a defect) can become a photoexcited electron, resulting in a positively charged defect left, as shown in Fig. 4.

The numerous defects in the grain boundaries of the polycrystalline silicon solar cells just create defect energy levels in  $E_g$ . For the VSM, non-IR light incident into each cell could cause IR emission, and the emitted IR photons could subsequently be absorbed via the defect energy levels to create extra carriers in the opposite cell. This means that EHPM theoretically can occur in the VSM. Therefore, the EQE values exceeding 100% achieved in this

study are explainable.



**Fig. 4.** The sub-band-gap excitation mechanism via the intermediate levels within forbidden gap.

For the VSM in this study, the optical trapping scheme makes both solar cells enhance each other equally, causing significant enhancement of EQE. Based on the principle of the optical trapping scheme, the VSM technique could be also designed to be effective for electromagnetic spectra other than sunlight. For example, the VSM approach could be designed to convert radiated heat (IR light) into electricity. Another example is that the VSM technique could be used to develop ultraviolet detectors.

#### 4. Conclusion

In conclusion, the IR emission of solar cells is believed to be one of the major loss mechanisms by which photon energy is wasted in planar modules. However, the VSM technique can substantially reduce these energy losses through trapping the IR emission. The energy of the emitted IR photons is dark energy that could lead to significant increases in both EQE and  $\eta$  of the solar cells in the VSM. The EQE values above 100% achieved in this study are the evidences supporting the hypothesis that non-IR light incident into each cell in the VSM leads to IR emission which creates extra carriers in the facing cell. According to this study, the surprising VSM effect is mainly attributed to the hypothetical factors described above.

## Declaration of competing interest

This is to certify that this manuscript does not make any conflict of interest with any person or institution or laboratories or any work.

## Data availability

The data that support the findings of this study are available from the corresponding author upon reasonable request.

## Acknowledgements

This work was financially supported by Chinese Academy of Sciences (CAS). The author is grateful to Mr. Haitao Liu and Mr. Yonghui Zhai of the Photovoltaic and Wind Power Systems Quality Test Center, CAS for their efforts in the EQE measurements.

## References

- [1] L. L. Kazmerski, K. A. Emery, R. DeBlasio, Evaluation and directions of the photovoltaic technologies, *Renew. Energy* 5(1-4) (1994) 252-267. [https://doi.org/10.1016/0960-1481\(94\)90381-6](https://doi.org/10.1016/0960-1481(94)90381-6)
- [2] J. Li, M. Chong, L. Yang, J. Xu, X. -F. Duan, M. Gao, F. -L. Wang, H. Liu, L. Bian, X. Chi, Y. Zhai, A new technique for boosting efficiency of silicon solar cells, *Sol. Energy Mater. Sol. Cells* 86(4) (2005) 585-591. <https://doi.org/10.1016/j.solmat.2004.11.005>
- [3] J. Li, Investigation on open-circuit voltage of an efficiency-boosting solar cell technique featuring V-configuration, *Natural Resources* 12(12) (2021) 383-389. <https://doi.org/10.4236/nr.2021.1212026>
- [4] K. Tvingstedt, V. Andersson, F. Zhang, O. Inganäs, Folded reflective tandem polymer solar cell doubles efficiency, *Appl. Phys. Lett.* 91(12) (2007) 123514. <https://doi.org/10.1063/1.2789393>
- [5] S. -B. Rim, S. Zhao, S. R. Scully, M. D. McGehee, P. Peumans, An effective light trapping configuration for thin-film solar cells, *Appl. Phys. Lett.* 91(24) (2007) 243501. <https://doi.org/10.1063/1.2789677>
- [6] J. Li, A non-traditional technique raising efficiencies for all kinds of solar cells, *J. Environ. Sci. & Eng. A* 12(6) (2023) 214-222. <https://doi.org/10.17265/2162-5298/2023.06.002>
- [7] A. B. Boivin, T. M. Westgate, J. F. Holzman, Design and performance analyses of solar arrays towards a metric of energy value, *Sustainable Energy Fuels* 2(9) (2018) 2090-2099. <https://doi.org/10.1039/C8SE00333E>
- [8] The author of this article makes the following Declaration of Experimental Results.
  - 1) The EQE data were achieved at the solar cell measurement laboratory of Photovoltaic and Wind Power Systems Quality Test Center, Chinese Academy of Sciences.
  - 2) For all EQE measurements described in the article, the author was present to watch the measurement process.
  - 3) The technicians of the laboratory took the surprising EQE values very serious and a group meeting was held to discuss the experimental results.
  - 4) The EQE measurement equipment was calibrated using standard solar cells. The technicians inspected the measurement process very carefully. Also, they measured the EQE values carefully for several times and confirmed the EQE values above 100%.
  - 5) Mr. Haitao Liu is the executor for the EQE measurement and Mr. Yonghui Zhai is supervisor for the measurements. Mr. Haitao Liu signed the data report. Mr. Yonghui Zhai approved to issue the data report.

- [9] O. E. Semonin, J. M. Luther, S. Choi, H. -Y. Chen, J. Gao, A. J. Nozik, M. C. Beard, Peak external photocurrent quantum efficiency exceeding 100% via MEG in a quantum dot solar cell, *Science* 334(6062) (2011) 1530-1533.  
<https://doi.org/10.1126/science.1209845>  
 Also NREL Highlights.  
<https://doi.org/10.2172/1031982>
- [10] N. J. Thompson, E. Hontz, S. R. Yost, P. D. Reuswig, M. E. Bahlke, S. Reineke, T. V. Voorhis, M. A. Baldo, External quantum efficiency above 100% in a singlet-exciton-fission-based organic photovoltaic cell, *Science* 340(6130) (2013) 334-337.  
<https://doi.org/10.1126/science.1232994>
- [11] N. J. L. K. Davis, M. L. Böhm, M. Tabachnyk, F. Wisnivesky-Rocca-Rivarola, T. C. Jellicoe, C. Ducati, B. Ehrler, N. C. Greenham, Multiple-exciton generation in lead selenide nanorod solar cells with external quantum efficiencies exceeding 120%, *Nat. Commun.* 6 (2015) 8259.  
<https://doi.org/10.1038/ncomms9259>
- [12] L. M. Pazos-Outón, J. M. Lee, M. H. Futscher, A. Kirch, M. Tabachnyk, R. H. Friend, B. Ehrler, A silicon-singlet fission tandem solar cell exceeding 100% external quantum efficiency with high spectral stability, *ACS Energy Lett.* 2(2) (2017) 476-480.  
<https://doi.org/10.1021/acsenergylett.6b00678>
- [13] M. L. Böhm, T. C. Jellicoe, M. Tabachnyk, N. J. L. K. Davis, F. Wisnivesky-Rocca-Rivarola, C. Ducati, B. Ehrler, A. A. Bakulin, N. C. Greenham, Lead telluride quantum dot solar cells displaying external quantum efficiencies exceeding 120%, *Nano Lett.* 15(12) (2017) 7987-7993.  
<https://doi.org/10.1021/acs.nanolett.5b03161>