


Exact Algorithms for Clustered Planarity with Linear Saturators

Giordano Da Lozzo ✉ 🏠 

Roma Tre University, Italy

Robert Ganian ✉ 🏠 

Algorithms and Complexity Group, TU Wien, Vienna, Austria

Siddharth Gupta ✉ 🏠 

BITS Pilani, K K Birla Goa Campus, India

Bojan Mohar ✉ 🏠 

Department of Mathematics, Simon Fraser University, Burnaby, BC, Canada

Sebastian Ordyniak ✉ 🏠 

University of Leeds, UK

Meirav Zehavi ✉ 🏠 

Ben-Gurion University of the Negev, Beer-Sheva, Israel

Abstract

We study CLUSTERED PLANARITY WITH LINEAR SATURATORS, which is the problem of augmenting an n -vertex planar graph whose vertices are partitioned into independent sets (called *clusters*) with paths—one for each cluster—that connect all the vertices in each cluster while maintaining planarity. We show that the problem can be solved in time $2^{O(n)}$ for both the variable and fixed embedding case. Moreover, we show that it can be solved in subexponential time $2^{O(\sqrt{n} \log n)}$ in the fixed embedding case if additionally the input graph is connected. The latter time complexity is tight under the Exponential-Time Hypothesis. We also show that n can be replaced with the vertex cover number of the input graph by providing a linear (resp. polynomial) kernel for the variable-embedding (resp. fixed-embedding) case; these results contrast the NP-hardness of the problem on graphs of bounded treewidth (and even on trees). Finally, we complement known lower bounds for the problem by showing that CLUSTERED PLANARITY WITH LINEAR SATURATORS is NP-hard even when the number of clusters is at most 3, thus excluding the algorithmic use of the number of clusters as a parameter.

2012 ACM Subject Classification Theory of computation → Fixed parameter tractability; Theory of computation → Computational geometry; Mathematics of computing → Graph algorithms

Keywords and phrases Clustered planarity, independent c-graphs, path saturation, graph drawing

Funding *Giordano Da Lozzo*: Supported, in part, by MUR of Italy (PRIN Project no. 2022ME9Z78 – NextGRAAL and PRIN Project no. 2022TS4Y3N – EXPAND).

Robert Ganian: Supported by the Austrian Science Fund (FWF, Project 10.55776/Y1329) and the Vienna Science and Technology Fund (WWTF, Project 10.47379/ICT22029).

Acknowledgements This research started at the Dagstuhl Seminar: New Frontiers of Parameterized Complexity in Graph Drawing; seminar number: 23162; April 16-21, 2023.

1 Introduction

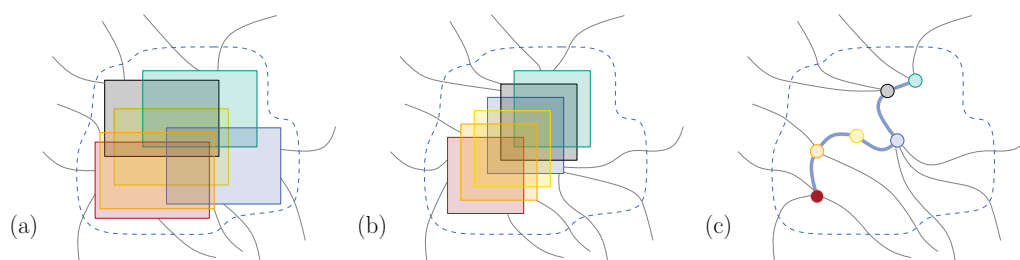
The representation of graphs with a hierarchical structure has become an increasingly crucial tool in the analysis of networked data across various domains. Indeed, by recursively grouping vertices into clusters exhibiting semantic affinity, modern visualization tools allow for the visualization of massive graphs whose entire visualization would otherwise be impossible. Clustered graphs, where a graph’s vertex set is partitioned into distinctive subsets, naturally originate in various and diverse fields such as knowledge representation [38], software

visualization [43], visual statistics [12], and data mining [42], only to name a few.

Formally, a *flat clustered graph* (for short, *clustered graph* or *c-graph*) is a pair $\mathcal{C} = (G, \mathcal{V})$ where G is a graph and $\mathcal{V} = \{V_1, \dots, V_k\}$ is a partition of the vertex set of G into sets V_i called *clusters*. The graph G is the *underlying graph* of \mathcal{C} . A pivotal criterion for a coherent visualization of a clustered graph stems from the classical notion of graph planarity. A *c-planar drawing* of a clustered graph $\mathcal{C} = (G, \mathcal{V})$ is defined as a planar drawing of G , accompanied by a representation of each cluster $V_i \in \mathcal{V}$ as a region \mathcal{D}_i homeomorphic to a closed disc, such that regions associated with different clusters are disjoint, the drawing of the subgraph of G induced by the vertices of each cluster V_i lies in the interior of \mathcal{D}_i , and each edge crosses the boundary of a region at most once. The problem of testing for the existence of a c-planar drawing of a clustered graph, called C-PLANARITY TESTING, was introduced by Lengauer [40] (in an entirely different context) and then rediscovered by Feng, Cohen, and Eades [25]. Determining the complexity of the problem has occupied the agenda of the Graph Drawing community for almost three decades [2, 6, 7, 11, 13, 16–18, 20–22, 29, 31, 32, 34–36, 45]. The seemingly elusive goal of settling the question regarding the computational complexity of this problem has only been recently addressed by Fulek and Tóth [30], who presented a polynomial-time algorithm running in $\mathcal{O}(n^8)$ time (and in $\mathcal{O}(n^{16})$ time for the version of the problem in which a recursive clustering of the vertices is allowed. It is worth pointing out that, even before a polynomial-time solution for the C-PLANARITY problem was presented, Cortese and Patrignani [19] established that the problem retains the same complexity on both flat and general (i.e., recursively clustered) instances. Subsequently, a more efficient algorithm running in quadratic time has been presented by Bläsius, Fink, and Rutter [10].

Patrignani and Cortese studied *independent c-graphs*, i.e., c-graphs where each of the clusters induces an independent set [19]. A characterization given by Di Battista and Frati [22] implies that an independent c-graph is c-planar if and only if the underlying graph can be augmented by adding extra edges, called *saturating edges*, in such a way that the resulting graph has a planar embedding and each cluster induces a tree in the resulting graph. Angelini et al. [4] considered a constrained version of c-planarity, called CLUSTERED PLANARITY WITH LINEAR SATURATORS (for short, CPLS), which takes as input an independent c-graph and requires that each cluster induces a path (instead of a tree) in the augmented graph. They proved that the CPLS problem is NP-complete for c-graphs with an unbounded number of clusters, regardless of whether the input graph is equipped with an embedding or not. The problem fits the paradigm of augmenting planar graphs with edges in such a way that the resulting graph remains planar, while achieving some other desired property, which is a central question in Algorithmic Graph Theory [1, 14, 15, 26, 39, 44].

Although CPLS is a topological problem, it stems from a geometric setting within *intersection-link representations*, a form of hybrid representations for locally-dense globally-sparse graphs [4]. Specifically, see also [3], given a c-graph $\mathcal{C} = (G, \mathcal{V})$ whose every cluster induces a clique, the CLIQUE PLANARITY problem asks to compute a *clique planar representation* of \mathcal{C} , i.e., a drawing of \mathcal{C} in which each vertex $v \in V(G)$ is represented as a translate $R(v)$ of a given rectangle R , each intra-cluster edge (u, v) is represented by an intersection between $R(u)$ and $R(v)$, and each inter-cluster edge (u, v) is represented by a Jordan arc connecting the boundaries of $R(u)$ and $R(v)$ that intersects neither the interior of any rectangle nor the representation of any other inter-cluster edge. Notably, the authors showed that a c-graph whose every cluster induces a clique admits a clique planar representation if and only if it admits a so-called *canonical representation*, where the vertices are squares arranged in a “linear fashion”; see Fig. 1. This allowed them to establish the equivalence between CPLS and CLIQUE PLANARITY. In particular, they proved that a c-graph \mathcal{C} whose



■ **Figure 1** (a) A partial clique planar representation focused on a cluster. (b) Canonical representation of the cluster in (a). A linear saturation of the vertices of the cluster corresponding to (b).

every cluster induces a clique is a yes-instance of CLIQUE PLANARITY if and only if the c-graph obtained by removing all intra-cluster edges from \mathcal{C} is a yes-instance of CPLS.

Our Contribution. In this paper, we study the CPLS problem from a computational perspective, in both the fixed embedding as well as the variable embedding setting. In the fixed embedding case, the underlying graph of the c-graph comes with a prescribed combinatorial embedding, which must be preserved by the output drawing. Instead, in the variable embedding setting, we are allowed to select the embedding of the underlying graph. To distinguish these two settings, we refer to the former problem (i.e., where a fixed embedding is provided as part of the input) as CPLSF. Our main results are as follows.

(1) In [Section 3](#) we give exact single-exponential and sub-exponential algorithms for the problems. In particular, both CPLS and CPLSF can be solved in $2^{\mathcal{O}(n)}$ time. Moreover, in [Section 3.2](#) we obtain a subexponential $2^{\mathcal{O}(\sqrt{n} \log n)}$ algorithm for CPLSF when the underlying graph is connected; this result is essentially tight under the Exponential Time Hypothesis [33]. In both cases, the main idea behind the algorithms is to use a divide-and-conquer approach that separates the instance according to a hypothetical separator in the solution graph.

(2) In [Section 4](#) we obtain polynomial kernels (and thus establish fixed-parameter tractability) for both CPLS and CPLSF with respect to the vertex cover number of the underlying graph. Interestingly, while being provided with an embedding allowed us to design a more efficient exact algorithm for CPLSF, in the parameterized setting the situation is reversed: we obtain a linear kernel for CPLS, but for CPLSF the size of the kernel is cubic in the vertex cover number. Combining the former result with our exact algorithm for CPLS allows us to obtain an algorithm that runs in single-exponential time with respect to the vertex cover number.

(3) In [Section 5](#) we observe that the CPLS problem is NP-complete on trees and even a disjoint union of stars. Since stars have treedepth, pathwidth, and treewidth one, this charts an intractability border between the vertex cover number parameterization used in [Section 4](#) and other parameters. Then we prove that the problem is NP-complete even for c-graphs having at most 3 clusters, thus strengthening the previously known hardness result for an unbounded number of clusters. This result combined with the equivalence between CPLS and CLIQUE PLANARITY shows that CLIQUE PLANARITY is NP-complete for instances with a bounded number of clusters, which solves an open problem posed in [3, OP 4.3].

Further Related Work. Apart from the classical C-PLANARITY TESTING problem, several variants of planarity for clustered graphs have attracted considerable attention. Didimo et al. [23] studied OVERLAPPING CLUSTERED PLANARITY, where the clusters of the c-graph are not required to define a partition of the vertex set, but are instead allowed to overlap, and thus the disks corresponding to overlapping clusters may also intersect; see also [8, 9, 37]. Angelini et al. [6] studied a relaxed version of C-PLANARITY TESTING, where either crossings among clusters disks (*region-region crossings*) or crossings among cluster disks and edges (*edge-regions*)

crossings) are allowed, while the underlying graph must be drawn planar. Forster et al. [28] studied CLUSTERED-LEVEL PLANARITY, where the underlying graph G is a level graph and they seek a c -planar drawing that contains a level planar drawing of G and such that each cluster disk intersects the levels of the drawing in a continuous segment; see also [7].

2 Preliminaries

For a positive integer k , we denote by $[k]$ the set $\{1, \dots, k\}$.

Graphs. Let G be a graph. We denote by $V(G)$ and $E(G)$ the vertex set and the edge set of G , respectively. When it is clear from the context, we denote $V(G) = V$ and $E(G) = E$. Let $U \subseteq V \cup E$. We denote by $G[U]$ the subgraph of G induced by U .

A *vertex cover* of G is a subset $U \subset V$ such that every edge $e \in E$ has at least an endpoint in U . The *vertex cover number* of G is the minimum size of a vertex cover of G . An *independent set* of G is a subset $U \subset V$ such that there does not exist any two vertex $u, v \in U$ such that $(u, v) \in E$. The graph G is *bipartite* if the vertices of G can be partitioned into two non-empty independent sets $V_1, V_2 \subset V$ such that every edge of G connects a vertex in V_1 to a vertex in V_2 . The graph G is *connected* if there is a path between any two vertices, and it is *disconnected* otherwise.

Planar Graphs and Embeddings. A *drawing* of a graph is a mapping of each vertex to a distinct point in the plane and of each edge to a Jordan curve between its endpoints. A drawing is *planar* if there are no edge crossings, except possibly at their common endpoints. A graph is *planar* if it admits a planar drawing. A planar drawing partitions the plane into topologically connected regions called *faces*. The bounded faces are the *inner faces*, while the unbounded face is the *outer face*.

A *combinatorial embedding* (for short, *embedding*) is an equivalence class of planar drawings, where two drawings of a graph are *equivalent* if they determine the same *rotation* at each vertex (i.e., the same circular ordering of the edges around each vertex). As the problem considered in this paper is topological in nature and the actual geometry does not matter, we often talk about embeddings as if they are actual planar drawings. When this happens, we are referring to any planar drawing within the equivalence class. An *embedded graph* $G_{\mathcal{E}}$ is a planar graph G equipped with an embedding \mathcal{E} . A drawing Γ of $G_{\mathcal{E}}$ is a planar drawing of G such that $\Gamma \in \mathcal{E}$.

Let $G_{\mathcal{E}}$ be an embedded graph. A *noose* N of $G_{\mathcal{E}}$ is a simple closed curve in some drawing Γ of $G_{\mathcal{E}}$ that (i) intersects G only at vertices and (ii) traverses each face of Γ at most once. Given a subgraph H of G , we denote by $\mathcal{E}(H)$ the embedding of H obtained from \mathcal{E} by restricting it to H .

Parameterized Complexity. A problem Π is a *parameterized* problem if each problem instance of Π is associated with a *parameter* k . The goal of the framework of Parameterized Complexity is to confine the combinatorial explosion in the running time of an algorithm for an NP-hard parameterized problem Π to depend only on k . In particular, a parameterized problem Π is *fixed-parameter tractable (FPT)* if any instance (I, k) of Π is solvable in time $f(k) \cdot |I|^{\mathcal{O}(1)}$, where f is an arbitrary computable function of k . Moreover, a parameterized problem Π is para-NP-hard if it is NP-hard even for some fixed constant value of the parameter k .

Another concept related to fixed-parameter tractability is polynomial kernel. A parameterized problem Π is said to admit a *polynomial kernel* if there exists a polynomial-time algorithm that transforms an arbitrary parameterized instance of Π to an equivalent (not necessarily parameterized) instance of Π whose size is bounded by a polynomial function g of the parameter of the original instance.

Clustered Planarity with Linear Saturators. Let \mathcal{C} be a c-graph. We say that \mathcal{C} has a *fixed embedding* if the underlying graph of \mathcal{C} is an embedded graph, and has a *variable embedding* otherwise. We say that \mathcal{C} is an *embedded c-graph* if \mathcal{C} has a fixed embedding.

Let $\mathcal{C} = (G, \{V_1, \dots, V_k\})$ be an independent c-graph, i.e., for every $i \in [k]$, V_i is an independent set of G . We say that G can be *linearly saturated* if there exist sets Z_1, \dots, Z_k of non-edges of G such that (i) $H = (V(G), E(G) \cup Z)$ for $Z = \bigcup_{i=1}^k Z_i$ is planar, (ii) for every $i \in [k]$, each edge in Z_i connects two vertices of V_i in H , and (iii) for every $i \in [k]$, the graph $H[V_i]$ is a path. For $i \in [k]$, the edges in Z_i are the *saturating edges* of cluster V_i , and H is the *linear saturation* of G via Z_1, \dots, Z_k . We now define the CLUSTERED PLANARITY WITH LINEAR SATURATORS (for short, CPLS) and the FIXED EMBEDDING CLUSTERED PLANARITY WITH LINEAR SATURATORS (for short, CPLSF) problems.

► **CPLS:** Given an independent c-graph (G, \mathcal{V}) , does there exist a linear saturation of G ?

► **CPLSF:** Given an independent embedded c-graph $(G_{\mathcal{E}}, \mathcal{V})$, does there exist a linear saturation H of G that admits an embedding \mathcal{E}' for which $\mathcal{E}'(G)$ coincides with \mathcal{E} ?

To devise exact algorithms for the CPLS and CPLSF problems, it will be useful to consider a more general setting. A c-graph is *paths-independent* if each of its clusters induces a collection of paths; the notion of a linear saturator for a paths-independent c-graph is the same as that of an independent c-graph. We now define the CLUSTERED PLANARITY WITH LINEAR SATURATORS COMPLETION (for short, CPLS-Completion) and the FIXED EMBEDDING CLUSTERED PLANARITY WITH LINEAR SATURATORS COMPLETION (for short, CPLSF-Completion) problems as follows.

► **Definition A (CPLS-Completion Problem).** *Given a paths-independent c-graph (G, \mathcal{V}) , does there exist a linear saturation of G ?*

► **Definition B (CPLSF-Completion Problem).** *Given a paths-independent embedded c-graph $(G_{\mathcal{E}}, \mathcal{V})$, does there exist a linear saturation H of G such that there exists an embedding \mathcal{E}' of H for which $\mathcal{E}'(G)$ is same as \mathcal{E} ?*

Clearly, CPLS-Completion (resp., CPLSF-Completion) is a generalization of CPLS (resp., CPLSF). Moreover, observe that in case of CPLS (resp., CPLSF) $H[V_i] = H[Z_i]$ as every cluster induces an independent set in G which is not true in the case of CPLS-Completion (resp., CPLSF-Completion).

3 Exact Algorithms for CPLS and CPLSF

This section details our exact single- and sub-exponential algorithms for CPLS and CPLSF. We first deal with the variable-embedding case.

Proof Ideas. We aim to solve the problem via a divide-and-conquer approach, where at each iteration, we “split” the current instance of the problem into simpler (and, in particular, substantially smaller) sub-instances of the problem. To understand how to perform the split, consider an (unknown) solution Z , and the graph $H = (V(G), E(G) \cup Z)$. As this graph is planar, there exists a noose N that intersects only $\mathcal{O}(\sqrt{|V(G)|})$ vertices of H and does not

intersect any edges of H , such that both the interior and the exterior of N contain a constant fraction (roughly between $1/3$ to $2/3$) of the vertices of G (Proposition E). Thus, naturally, we would like to split our problem instance into two instances, one corresponding to the interior and boundary of N , and the other corresponding to the exterior and boundary of N (so, the boundary is common to both). However, two issues arise, which we describe next.

The first (simpler) issue is that we do not know N since we do not know Z . However, since N intersects only few vertices, we can simply “guess” N by guessing the set U of intersected vertices, and the cyclic order ρ in which N intersects them. By guessing, we mean that we iterate over all possible options, and aim to find at least one that yields a solution (if a solution exists). Having U and ρ at hand, we still do not know the interior and exterior of N , and therefore, we still do not know how to create the two simpler sub-instances. Thus, we perform additional guesses: We guess the set I of vertices drawn (with respect to the planar drawing of H) strictly inside N and thereby also the set O of vertices drawn strictly outside N . Additionally, for the set of edges having both endpoints in U , we guess a partition $\{E_{\text{in}}, E_{\text{out}}\}$ that encodes which of them are drawn inside N and which of them are drawn outside N . Specifically for the fixed embedding case, we non-trivially exploit the given embedding to perform the guesses of I, O and $\{E_{\text{in}}, E_{\text{out}}\}$ in a more sophisticated manner that yields only subexponentially many guesses.

The second (more complicated) issue is that we cannot just create two instances: One for the subgraph of G induced by $I \cup U$ (and without the edges in E_{out}) and the other for the subgraph of G induced by $O \cup U$ (and without the edges in E_{in}) and solve them independently. The two main concerns are the following: First, we need a single planar drawing for the entire (unknown) graph H and so the drawings of the two graphs in the two sub-instances should be “compatible”. Second, we may not need to (and in some cases, in fact, must not) add edges to a graph in any of the two sub-instances to connect all vertices in the same cluster in that graph into a single path. Instead, we need to create a collection of paths, so that the two collections that we get, one for each of the two sub-instances, will together yield a single path.

To handle the second concern, we perform additional guesses. Specifically, we guess some information on how the (solution) cluster paths in H “behave” when they are restricted to the interior of N — we guess a triple (M, P, D) which encodes, roughly speaking, a pairing M between some vertices in U that are connected by the cluster paths only using the interior of N , the set of vertices P through which the cluster paths enter the interior of N and “do not return”, and the set of vertices D that are incident to two edges in Z drawn in the interior. Now, having such a guess at hand, we handle both concerns by defining a special graph that augments the graph induced by $G[U \cup O]$ (with the edges in E_{in} removed) so that the solutions returned for the corresponding sub-instance will have to be, in some sense, “compatible” with (M, P, D) as well as draw O and E_{out} outside N while preserving the order ρ . The definition of this augmented graph is, perhaps, the most technical definition required for the proof, as it needs to handle both concerns simultaneously. Among other operations performed to obtain this augmented graph, for the first concern, we add extra edges between vertices in M , attach pendants on P , and treat vertices in D as if they belong to their own clusters, and for the second concern, we triangulate the result in a careful manner.

3.1 The Variable-Embedding Case

Towards solving CPLS, we recursively solve the more general problem mentioned earlier, namely, CPLS-Completion. Additionally, we suppose that some of the vertices of the input graph can be marked, and that we are not allowed to add edges incident to marked vertices. To avoid confusion, we will denote this annotated version by CPLS-COMPLETION*. The

rest of this section is devoted to the proof of the following.

► **Theorem 1.** *Let $\mathcal{C} = (G, \mathcal{V})$ be an n -vertex paths-independent c -graph. It can be tested whether \mathcal{C} is a positive instance of CPLS-COMPLETION* in $8^{n+\mathcal{O}(\sqrt{n}\log n)} = 2^{\mathcal{O}(n)}$ time.*

Main Definitions and Intermediate Results. We start with the following definition.

► **Definition 2 (Non-Crossing Matchings and the Partition MatPenDel).** *Let $\mathcal{C} = (G, \mathcal{V})$ be a paths-independent c -graph. Let ρ be a cyclic ordering of some subset U of $V(G)$. A matching M is a non-crossing matching of ρ if it is a matching in the graph $H = (U, \{\{a, b\} : a, b \in U\})$ such that for every pair of edges $\{a, b\}, \{c, d\} \in M$, when we traverse U in the cyclic order ρ , starting with a , we either encounter b before both c and d , or we encounter both c and d before b . Denote by $\text{MatPenDel}(\mathcal{V}, \rho)$ (which stands for Matching, Pendants and Deleted) the set of all triples (M, P, D) such that:*

- M is a non-crossing matching of ρ such that each edge of M matches only vertices in the same cluster, and
- $P, D \subseteq U \setminus V(M)$ are disjoint sets, where $V(M)$ is the set of vertices matched by M .

Intuitively, ρ will represent a cyclic balanced separator of G , i.e., a noose in a drawing of the solution graph that separates the solution graph into two almost equally sized subgraphs, M will represent path segments between pairs of vertices on ρ , P (“pendants”) will represent vertices through which the paths leave ρ never to return,¹ and D will represent degree-2 vertices on the aforementioned path segments (which will be, in a sense, deleted when we “complement” the triple). This will be formalized in [Definition 5](#) ahead.

► **Observation 3.** *Let $\mathcal{C} = (G, \mathcal{V})$ be a paths-independent c -graph. Let ρ be a cyclic ordering of some subset U of $V(G)$. Then, $|\text{MatPenDel}(\mathcal{V}, \rho)| = 2^{\mathcal{O}(|U|)}$. Moreover, the set $\text{MatPenDel}(\mathcal{V}, \rho)$ can be computed in time $2^{\mathcal{O}(|U|)}$.*

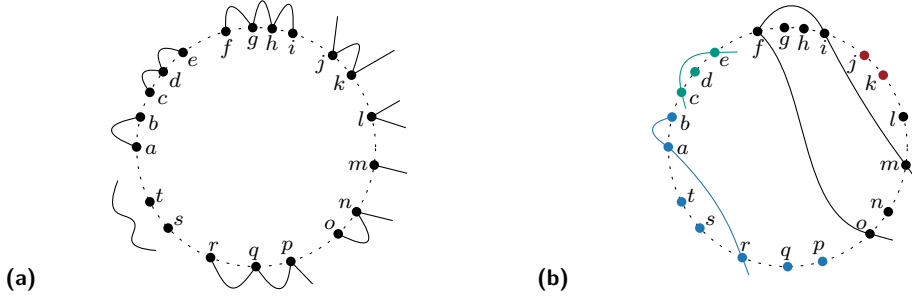
Proof. The number of possibilities for choosing a partition $(V(M), P, F, U \setminus (V(M) \cup P \cup D))$ of U is bounded by $4^{|U|}$. Clearly, they can be generated within time $2^{\mathcal{O}(|U|)}$. Now, fix such a partition. Then, it is well-known that the number of non-crossing matchings of ρ is the t -th Catalan number, where $t = |M|$, which is bounded by 2^t , and that all of these matchings can be generated within time $2^{\mathcal{O}(t)}$ (see, e.g., [24]). Among these, we sieve those matching only vertices in the same cluster within time $2^{\mathcal{O}(t)}$. Thus, the observation follows. ◀

We formalize the notion of a *partial solution* as follows.

► **Definition 4 (Partial Solution).** *Let $\mathcal{C} = (G, \mathcal{V})$ be a paths-independent c -graph. A cluster path is a path all of whose vertices belong to the same cluster in \mathcal{V} . A partial solution for \mathcal{C} is a set \mathcal{S} of vertex-disjoint cluster paths. Note that \mathcal{S} can contain several cluster paths whose vertices belong to the same cluster. We say that \mathcal{S} is properly marked if every edge in \mathcal{S} incident to a marked vertex also belongs to G .*

Next, we formalize how a triple in MatPenDel captures information on a partial solution (see [Fig. 2a](#)). For intuition, think of \mathcal{S} as if it consisted of paths that contain vertices only from the exterior (or only from the interior) of a cyclic separator.

¹ Thus, for a (non-partial) solution, P contains at most 2 vertices per cluster, though we do not need to formally demand this already in [Definition 5](#).



■ **Figure 2** (a) Example for [Definition 5](#): The paths in \mathcal{S} are drawn as black curves, and the vertices in U are marked by disks. We have $M = \{\{a, b\}, \{c, e\}, \{f, i\}\}$, $P = \{m, o, r\}$, $D = \{d, g, h, j, k, l, n, p, q\}$ and $U \setminus (V(M) \cup P \cup D) = \{s, t\}$. (b) Example for [Definition 7](#): The vertices in U are marked by disks, and their association with the clusters is indicated by colors (explicitly, the clusters are $\{\{a, b, p, q, r, s, t\}, \{c, d, e\}, \{f, g, h, i, l, m, n, o\}, \{j, k\}\}$). Suppose $M_{\text{in}} = \{\{a, b\}, \{c, e\}, \{f, i\}\}$, $P_{\text{in}} = \{m, o, r\}$, $D_{\text{in}} = \{d, g, h, j, k, l, n, p, q\}$ and $U \setminus (V(M_{\text{in}}) \cup P_{\text{in}} \cup D_{\text{in}}) = \{s, t\}$, and $M_{\text{out}} = \{\{f, o\}, \{i, m\}, \{r, a\}\}$, $P_{\text{out}} = \{c, e\}$, $D_{\text{out}} = \{s, t\}$ and $U \setminus (V(M_{\text{out}}) \cup P_{\text{out}} \cup D_{\text{out}}) = \{b, d, g, h, j, k, l, n, p, q\}$. Then, the triples $T_{\text{in}} = (M_{\text{in}}, P_{\text{in}}, D_{\text{in}})$ and $T_{\text{out}} = (M_{\text{out}}, P_{\text{out}}, D_{\text{out}})$ are complementary, and $G_{T_{\text{in}}, T_{\text{out}}}$ is a subgraph of the illustrated graph induced by $\{a, b, c, e, f, i, m, o, r\}$. The pendants are the endpoints of the edges going inside or outside the cycle (the vertex b , for example, is not adjacent to a pendant, while the vertex c is).

► **Definition 5 (Extracting a Triple from a Partial Solution).** Let $\mathcal{C} = (G, \mathcal{V})$ be a paths-independent c -graph. Let $U \subseteq V(G)$ and let \mathcal{S} be a partial solution. Then, $\text{ExtractTriple}(U, \mathcal{S}) = (M, P, D)$ is defined as follows:

- M has an edge between the endpoints of every path in \mathcal{S} that has both endpoints in U ,
- $P \subseteq U$ consists of the vertices of degree 1 in \mathcal{S} belonging to U that are not in $V(M)$,² and
- $D \subseteq U$ consists of the vertices of degree 2 in \mathcal{S} belonging to U .

Further, \mathcal{S} is compatible with a cyclic ordering ρ of U if M is a non-crossing matching of ρ .

We have the following immediate observation, connecting [Definitions 2](#) and [5](#).

► **Observation 6.** Let $\mathcal{C} = (G, \mathcal{V})$ be a paths-independent c -graph. Let ρ be a cyclic ordering of some subset U of $V(G)$. Let \mathcal{S} be a partial solution compatible with ρ . Then, $\text{ExtractTriple}(U, \mathcal{S}) \in \text{MatPenDel}(\mathcal{V}, \rho)$.

We will be interested, in particular, in triples which are complementary (see [Fig. 2b](#)), which intuitively means that partial solutions for the inside and the outside described by the two triples can be combined to a solution for the whole graph:

► **Definition 7 (Complementary Triples in MatPenDel).** Let $\mathcal{C} = (G, \mathcal{V})$ be a paths-independent c -graph. Let ρ be a cyclic ordering of some subset U of $V(G)$. Then, $T_{\text{in}} = (M_{\text{in}}, P_{\text{in}}, D_{\text{in}}), T_{\text{out}} = (M_{\text{out}}, P_{\text{out}}, D_{\text{out}}) \in \text{MatPenDel}(\mathcal{V}, \rho)$ are complementary if:

1. $D_{\text{in}} \subseteq U \setminus (V(M_{\text{out}}) \cup P_{\text{out}} \cup D_{\text{out}})$, and $D_{\text{out}} \subseteq U \setminus (V(M_{\text{in}}) \cup P_{\text{in}} \cup D_{\text{in}})$.³
2. Let $G_{T_{\text{in}}, T_{\text{out}}}$ denote the graph on vertex set $V(M_{\text{out}}) \cup P_{\text{out}} \cup V(M_{\text{in}}) \cup P_{\text{in}}$ and edge set $M_{\text{in}} \cup M_{\text{out}}$, such that for every vertex in P_{in} , and similarly, for every vertex in P_{out} , we

² In other words, for every path in \mathcal{S} having precisely one endpoint in U , P contains the endpoint in U .

³ The reason why we write \subseteq rather than $=$ is that some vertices in, e.g., $U \setminus (V(M_{\text{out}}) \cup P_{\text{out}} \cup D_{\text{out}})$ can be the endpoints of solution paths. For example, consider the vertex b in [Fig. 2b](#).

add a new vertex attached to it and belonging to the same cluster.⁴ Then, this graph is a collection of paths, such that all vertices in its vertex set that belong to the same cluster in \mathcal{V} also belong to the same (single) path, and all vertices that belong to the same path also belong to the same cluster.

The utility of complementary triples is in the following definition, which specifies when a partial solution \mathcal{S} for the inner part satisfying $\text{ExtractTriple}(U, \mathcal{S}) = T_{\text{out}}$ can be combined with any partial solution \mathcal{S}' for the outer part that satisfies $\text{ExtractTriple}(U, \mathcal{S}') = T_{\text{in}}$.

► **Definition 8 (Partial Solution Compatible with $(T_{\text{in}}, I, E_{\text{in}})$).** Consider (G, \mathcal{V}) , a cyclic ordering ρ of some $U \subseteq V(G)$, $T_{\text{in}} = (M_{\text{in}}, P_{\text{in}}, D_{\text{in}}) \in \text{MatPenDel}(\mathcal{V}, \rho)$, $I \subseteq V(G) \setminus U$, and $E_{\text{in}} \subseteq E(G[U])$. Then, a partial solution \mathcal{S} is compatible with $(T_{\text{in}}, I, E_{\text{in}})$ if:

1. $\text{ExtractTriple}(U, \mathcal{S}) = T_{\text{out}}$ and T_{in} are complementary.
2. Let $G'_{\text{in}} = G[I \cup U] - (E(G[U]) \setminus E_{\text{in}})$ and $G_{\text{in}} = G'_{\text{in}} - D_{\text{in}}$. We have that \mathcal{S} contains all and only the vertices in G_{in} , and all (but not necessarily only)⁵ edges in G_{in} between vertices in the same cluster.
3. There exists a planar drawing φ_{in} of $G'_{\text{in}} \cup E(\mathcal{S})$ with an inner-face whose boundary contains U (with, possibly, other vertices) ordered as by ρ .
4. Each path in \mathcal{S} satisfies one of the following conditions: (a) it consists of all vertices of a cluster in \mathcal{V} that belong to G_{in} , and has no endpoint in U , or (b) it has an endpoint in U .

Towards the statement that will show the utility of compatibility (in Lemma 10 ahead), we need one more definition, which intuitively provides necessary conditions for obtaining a solution for (G, \mathcal{V}) from a partial solution that is compatible with $(T_{\text{in}}, I, E_{\text{in}})$.

► **Definition 9 (Sensibility of $(T_{\text{in}}, I, E_{\text{in}})$).** Consider (G, \mathcal{V}) , a cyclic ordering ρ of some $U \subseteq V(G)$, $T_{\text{in}} = (M_{\text{in}}, P_{\text{in}}, D_{\text{in}}) \in \text{MatPenDel}(\mathcal{V}, \rho)$, $I \subseteq V(G) \setminus U$, and $E_{\text{in}} \subseteq E(G[U])$. Then, $(T_{\text{in}}, I, E_{\text{in}})$ is sensible if:

1. There is no edge $\{u, v\} \in E(G)$ with $v \in I$ and $u \in O$ for $O = V(G) \setminus (I \cup U)$.
2. No vertex in D_{in} is adjacent in $G'_{\text{in}} = G[I \cup U] - (E(G[U]) \setminus E_{\text{in}})$ to a vertex in the same cluster in \mathcal{V} . Additionally, no vertex in $U \setminus (V(M_{\text{in}}) \cup P_{\text{in}} \cup D_{\text{in}})$ is adjacent in $G'_{\text{out}} = G[O \cup U] - E_{\text{in}}$ for $O = V(G) \setminus (I \cup U)$ to a vertex in the same cluster in \mathcal{V} .
3. No cluster in \mathcal{V} has non-empty intersection with both $I \cup (U \setminus D_{\text{in}})$ and $O \cup D_{\text{in}}$ but not with $V(M_{\text{in}}) \cup P_{\text{in}}$.

We show that compatible solutions yield solutions to CPLS-COMPLETION* in MatPenDel.

► **Lemma 10.** Consider (G, \mathcal{V}) , a cyclic ordering ρ of some $U \subseteq V(G)$, $T_{\text{in}} = (M_{\text{in}}, P_{\text{in}}, D_{\text{in}}) \in \text{MatPenDel}(\mathcal{V}, \rho)$, $I \subseteq V(G) \setminus U$, and $E_{\text{in}} \subseteq E(G[U])$. Suppose that $(T_{\text{in}}, I, E_{\text{in}})$ is sensible. Additionally, consider

- a properly marked partial solution \mathcal{S}_{in} compatible with $(T_{\text{in}}, I, E_{\text{in}})$, and
- a properly marked partial solution \mathcal{S}_{out} compatible with $\text{ExtractTriple}(U, \mathcal{S}_{\text{in}}) = (T_{\text{out}}, O, E_{\text{out}})$ where $O = V(G) \setminus (I \cup U)$ and $E_{\text{out}} = E(G[U]) \setminus E_{\text{in}}$.

Then, $Z = E(\mathcal{S}_{\text{in}} \cup \mathcal{S}_{\text{out}}) \setminus E(G)$ is a solution to (G, \mathcal{V}) as an instance of CPLS-COMPLETION*.

⁴ So, if a vertex belongs to both P_{in} and P_{out} , we attach two new vertices to it.

⁵ As the paths in \mathcal{S} can contain edges that are not edges in G .

Proof. We first comment that, since \mathcal{S}_{in} and \mathcal{S}_{out} are properly marked, it is clear that Z does not contain any edge incident to a marked vertex.

Verifying Planarity. We first argue that $G \cup Z$ is a planar graph. Since \mathcal{S}_{in} compatible with $(T_{\text{in}}, I, E_{\text{in}})$, [Condition 3](#) in [Definition 8](#) implies that there exists a planar drawing φ_{in} of $G'_{\text{in}} \cup E(\mathcal{S}_{\text{in}})$ with an inner-face whose boundary contains U (with, possibly, other vertices) ordered as by ρ , where $G'_{\text{in}} = G[I \cup U] - E_{\text{out}}$. Similarly, since \mathcal{S}_{out} compatible with $(T_{\text{out}}, I, E_{\text{out}})$, [Condition 3](#) implies there exists a planar drawing φ_{out} of $G'_{\text{out}} \cup E(\mathcal{S}_{\text{out}})$ with an inner-face whose boundary contains U (with, possibly, other vertices) ordered as by ρ , where $G'_{\text{out}} = G[O \cup U] - E_{\text{in}}$. Clearly, we can flip φ_{out} to obtain another planar drawing φ'_{out} of $G'_{\text{out}} \cup E(\mathcal{S}_{\text{out}})$ whose outer-face's boundary contains U (with, possibly, other vertices) ordered as by ρ . Due to [Condition 1](#) in [Definition 9](#), we know that the (non-disjoint) union of G'_{in} and G'_{out} yields G . Thus, by taking the (non-disjoint) union of the drawings φ_{in} and φ'_{out} , we obtain a planar drawing of $G \cup Z$. So, $G \cup Z$ is a planar graph.

Verifying That All Edges Are Covered. Consider some cluster $V_i \in \mathcal{V}$, and let Z_i denote the subset of edges in Z with both endpoints in V_i . We need to prove that $G[V_i] \cup Z_i$ is a path. Let $Z_{i,\text{in}} = Z_i \cap E(\mathcal{S}_{\text{in}})$ and $Z_{i,\text{out}} = Z_i \cap E(\mathcal{S}_{\text{out}})$. Let $\mathcal{S}_{i,\text{in}}$ (resp., $\mathcal{S}_{i,\text{out}}$) denote the collection of paths in \mathcal{S}_{in} (resp., \mathcal{S}_{out}) between vertices in V_i . Since \mathcal{S}_{in} is compatible with $(T_{\text{in}}, I, E_{\text{in}})$, [Condition 2](#) in [Definition 8](#) implies that $G_{\text{in}}[V_i] \cup Z_{i,\text{in}}$, where $G_{\text{in}} = G'_{\text{in}} - D_{\text{in}}$, is exactly the collection of paths $\mathcal{S}_{i,\text{in}}$. Similarly, since \mathcal{S}_{out} is compatible with $(T_{\text{out}}, I, E_{\text{out}})$, [Condition 2](#) implies that $G_{\text{out}}[V_i] \cup Z_{i,\text{out}}$, where $G_{\text{out}} = G'_{\text{out}} - D_{\text{out}}$, is exactly the collection of paths $\mathcal{S}_{i,\text{out}}$.

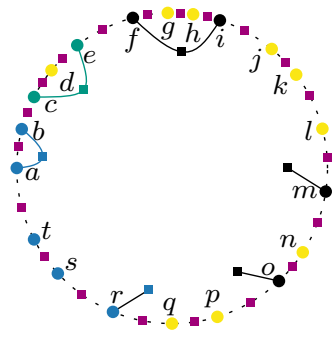
Recall that we have already argued that the (non-disjoint) union of G'_{in} and G'_{out} equals G . Next, we further argue that the (non-disjoint) union of $G_{\text{in}}[V_i]$ and $G_{\text{out}}[V_i]$ equals $G[V_i]$. To this end, it suffices to show that: (I) $D_{\text{in}} \cap D_{\text{out}} = \emptyset$ (and hence $D_{\text{in}} \cap V_i \subseteq V(G_{\text{out}})$ and $D_{\text{out}} \cap V_i \subseteq V(G_{\text{in}})$), and (II) there does not exist an edge between a vertex in $D_{\text{in}} \cap V_i$ (resp., $D_{\text{out}} \cap V_i$) and a vertex in $V(G'_{\text{in}}) \cap V_i$ (resp., $V(G'_{\text{out}}) \cap V_i$). Because \mathcal{S}_{in} is compatible with $(T_{\text{in}}, I, E_{\text{in}})$, we have that T_{out} and T_{in} are complementary, and hence, by [Condition 1](#) in [Definition 7](#), we get that $D_{\text{in}} \cap D_{\text{out}} = \emptyset$, therefore Item (I) holds. Because $(I_{\text{in}}, I, E_{\text{in}})$ is sensible, Item (II) directly follows from [Condition 2](#) in [Definition 9](#).

Overall, we conclude, so far, that $G[V_i] \cup Z_i$ is exactly the (non-disjoint) union of the two collections of paths $\mathcal{S}_{i,\text{out}}$ and $\mathcal{S}_{i,\text{in}}$. Next, we verify that this union yields a single path.

Verifying That the Union Yields a Single Path. Recall that $\text{ExtractTriple}(U, \mathcal{S}_{\text{in}}) = T_{\text{out}} = (M_{\text{out}}, P_{\text{out}}, D_{\text{out}})$, and let $\text{ExtractTriple}(U, \mathcal{S}_{\text{out}}) = T'_{\text{in}} = (M'_{\text{in}}, P'_{\text{in}}, D'_{\text{in}})$. Note that, possibly, $T_{\text{in}} \neq T'_{\text{in}}$. By the definition of ExtractTriple :

1. M_{out} (resp., M'_{in}) has an edge between the endpoints of every path in \mathcal{S}_{in} (resp., \mathcal{S}_{out}) that has both endpoints in U ,
2. $P_{\text{out}} \subseteq U$ (resp., $P'_{\text{in}} \subseteq U$) consists of the vertices of degree 1 in \mathcal{S}_{out} (resp., \mathcal{S}_{in}) belonging to U that are not in $V(M_{\text{out}})$ (resp., $V(M'_{\text{in}})$), and
3. $D_{\text{out}} \subseteq U$ (resp., $D'_{\text{in}} \subseteq U$) consists of the vertices of degree 2 in \mathcal{S}_{in} (resp., \mathcal{S}_{out}) belonging to U .

Further, notice that \mathcal{S}_{in} does not contain vertices in D_{in} , and \mathcal{S}_{out} does not contain vertices in D_{out} . In particular, the latter implies that $D_{\text{out}} \subseteq U \setminus (V(M'_{\text{in}}) \cup P'_{\text{in}} \cup D'_{\text{in}})$. Since \mathcal{S}_{out} is compatible with $(T_{\text{out}}, I, E_{\text{out}})$, by [Condition 1](#) in [Definition 8](#), T'_{in} and T_{out} are complementary. So, by [Condition 1](#) in [Definition 7](#), $D'_{\text{in}} \subseteq U \setminus (V(M_{\text{out}}) \cup P_{\text{out}} \cup D_{\text{out}})$. Thus, all vertices in $D_{\text{out}} \cup D'_{\text{in}}$ are of degree 2 in $\mathcal{S}_{i,\text{out}} \cup \mathcal{S}_{i,\text{in}}$.



■ **Figure 3** Example for [Definition C](#). Here, the vertices in U are marked by disks, and the clusters in \mathcal{V} are $\{\{a, b, p, q, r, s, t\}, \{c, d, e\}, \{f, g, h, i, l, m, n, o\}, \{j, k\}\}$. Suppose $M = \{\{a, b\}, \{c, e\}, \{f, i\}\}$, $P = \{m, o, r\}$, $D = \{d, g, h, j, k, l, n, p, q\}$ and $U \setminus (V(M) \cup P \cup D) = \{s, t\}$. Regarding \mathcal{C} , the new vertices are marked by squares, vertices belonging to their own singleton clusters are drawn in yellow, and the other clusters are: (i) a, b, r, s, t and the two neighboring squares drawn inside the cycle (blue); (ii) $\{c, e\}$ and the neighboring square drawn inside the cycle (green); (iii) $\{f, i, m, o\}$ and the three neighboring squares drawn inside the cycle (black).

Due to [Condition 3](#) in [Definition 9](#) and [Condition 4](#) in [Definition 8](#), we know that if V_i contains vertices only from G_{in} or only from G_{out} , then $\mathcal{S}_{i,\text{out}} \cup \mathcal{S}_{i,\text{in}}$ is indeed a path (more precisely, one of these two sets is a path and the other is empty), and that, otherwise, every path in $\mathcal{S}_{i,\text{in}}$ or in $\mathcal{S}_{i,\text{out}}$ has an endpoint in $U \setminus (D_{\text{in}} \cup D_{\text{out}})$. In this latter case, by the conditions implied by the definition `ExtractTriple`, which are specified above, and by [Condition 2](#) in [Definition 7](#), we again derive that $\mathcal{S}_{i,\text{in}} \cup \mathcal{S}_{i,\text{out}}$ is a path. This completes the proof. ◀

The key player in partitioning an instance of the `CPLS-COMPLETION*` problem into two smaller instances is that of the augmented graph, defined as follows.

► **Definition C (Augmented Graph).** Let $\mathcal{C} = (G, \mathcal{V})$ be a paths-independent c-graph. Let ρ be a cyclic ordering of some subset U of $V(G)$. Let $(M, P, D) \in \text{MatPenDel}(\mathcal{V}, \rho)$. Towards the definition of the augmented graph `AUGMENTGRAPH` $((G, \mathcal{V}), \rho, (M, P, D))$, we define an “intermediate” paths-independent c-graph $\tilde{\mathcal{C}} = (\tilde{G}, \tilde{\mathcal{V}})$ as follows:⁶

1. Start with \tilde{G} being the edge-less graph on U and with $\tilde{\mathcal{V}}$ being the restriction of \mathcal{V} to U . Add edges to obtain the cycle given by ρ . Subdivide each one of these edges, and make every new vertex be in its own new cluster. As \tilde{G} is a cycle, it has a unique embedding in the plane.
2. For every $e \in M$, add a new vertex adjacent to the endpoints of e and belonging to the same cluster. Considering ρ as the outer face, the added vertex and its associated edges have a unique face they can be inserted in. Thus, the resulting graph has a unique embedding with ρ as its outer face.
3. For every $p \in P$, add a new vertex adjacent to p and belonging to the same cluster. By an analogous argument as the one in the previous step, the resulting graph has a unique embedding with ρ as its outer face.
4. Remove every vertex in D from its cluster, and create a new one-vertex cluster for it. Let Γ be the unique planar embedding of \tilde{G} having ρ as its outer face. Augment \tilde{G} to an “inner triangulation” as follows:

1. For every inner face f , add a vertex v_f (belonging to its own new cluster) and make it adjacent to all vertices on the boundary of f . This yields an embedding Γ' of a 2-connected graph G' .

⁶ Here, vertices in $V(M) \cup P$ will have degree 3, new vertices will have degree 2 or 1, and the remaining vertices in U (some of which belong to D) will have degree 2.

2. For every inner face f' in Γ' , we add a vertex v'_f (belonging to its own new cluster) and make it adjacent to all vertices on the boundary of f' . This yields a unique embedding of a 3-connected graph G^* .

The augmented graph is the (non-disjoint) union of G^* and G . The vertices that are marked are those marked in G as well as the new vertices made adjacent to vertices in P while belonging to the same cluster.

We have the following immediate observation.

► **Observation D.** Let $\mathcal{C} = (G, \mathcal{V})$ be a paths-independent c -graph. Let ρ be a cyclic ordering of some subset U of $V(G)$. Let $(M, P, D) \in \text{MatPenDel}(\mathcal{V}, \rho)$. Then, the boundary of every inner-face in G^* (see [Definition C](#)) consists of exactly three vertices, such that to at most one of them new edges can be added,⁷ and the one to which edges can be added (if it exists) belongs to U , which is part of the cycle constructed in [Step 1](#) in [Definition C](#).

The central statement about augmented graphs is the following.

► **Lemma 11.** Consider (G, \mathcal{V}) , a cyclic ordering ρ of some $U \subseteq V(G)$, $T_{\text{in}} = (M_{\text{in}}, P_{\text{in}}, D_{\text{in}}) \in \text{MatPenDel}(\mathcal{V}, \rho)$, $I \subseteq V(G) \setminus U$, and $E_{\text{in}} \subseteq E(G[U])$. Let $Z_{\text{in}} \neq \text{NULL}$ ⁸ be a solution to the instance $(G_A, \mathcal{V}_A) = \text{AUGMENTGRAPH}(G'_{\text{in}}, \rho, T_{\text{in}})$ of [CPLS-COMPLETION*](#) (where $G'_{\text{in}} = G[I \cup U] - (E(G[U]) \setminus E_{\text{in}})$). Then, in polynomial time, we can compute a partial solution compatible with $(T_{\text{in}}, I, E_{\text{in}})$ that is marked properly.

Proof. Let \mathcal{S}'_{in} denote the subgraph of $G_A \cup Z_{\text{in}}$ on all vertices, and on the edges in G_A between vertices in the same cluster (w.r.t. \mathcal{V}_A) and the edges in Z_{in} . Further, let φ' be a planar drawing of $G_A \cup Z_{\text{in}}$. Clearly, \mathcal{S}'_{in} is a partial solution that is marked properly, and φ' coincides with the unique drawing of the 3-connected graph G^* from [Definition C](#).

In what follows, we first show how to modify \mathcal{S}'_{in} and φ' so that the only vertices drawn inside the cycle C constructed in [Step 1](#) in [Definition C](#) will be the new vertices (existing in G_A but not in G).

Ensuring That the Inside of C is ‘‘Clean’’. Let \mathcal{Q} be the connected components of $(G_A \cup Z_{\text{in}}) - V(G^*)$ drawn inside C . Due to [Observation D](#), and since Z_{in} is a solution to (G_A, \mathcal{V}_A) , we know that each component $Q \in \mathcal{Q}$ satisfies the following: Q has a vertex adjacent in G_A to a vertex $v \in V(M_{\text{in}}) \cup P_{\text{in}}$, where $v \in V(C)$; further, Q has no other vertex adjacent in $G_A \cup Z_{\text{in}}$ to v or to any other vertex in $(G_A \cup Z_{\text{in}}) - V(Q)$. Then, we simply redraw each such component Q (along with the edge connecting it to v) in some face outside C whose boundary contains v (at least one such face exists). We let $\tilde{\mathcal{S}}_{\text{in}}$ and $\tilde{\varphi}$ denote the results of these modifications, which can trivially be done in polynomial time. It is clear that $\tilde{\mathcal{S}}_{\text{in}}$ is a partial solution that is marked properly. Additionally, we let \mathcal{S}_{in} denote the properly marked partial solution obtained from $\tilde{\mathcal{S}}_{\text{in}}$ by: (i) removing, from each of its paths having one or two endpoints not in G , these one or two endpoints (which must be vertices adjacent to vertices in P_{in} belonging to the same cluster as them); (ii) removing every path consisting of a single vertex on its own new singleton cluster;⁹ (iii) removing, from all paths, all edges belonging to M_{in} , which might split some paths into several paths. No additional modifications will be made. So, in what follows, we verify that \mathcal{S}_{in} is compatible with $(T_{\text{in}}, I, E_{\text{in}})$, which will complete the proof.

⁷ Since the other two are either marked, or belong to singleton clusters, or already have two neighbors in the same cluster.

⁸ We use NULL to algorithmically represent the non-existence of a solution (particularly in pseudocode).

⁹ Thus, we altogether remove all the vertices not in G as well as all the vertices in D_{in} .

Verifying Compatibility. Here, we verify each of the conditions in [Definition 8](#).

Condition 1. We need to show that $\text{ExtractTriple}(U, \mathcal{S}_{\text{in}}) = T_{\text{out}} = (M_{\text{out}}, P_{\text{out}}, D_{\text{out}})$ and T_{in} are complementary. To this end, we need to verify the satisfaction of the two conditions in [Definition 7](#). By the construction of the augmented graph, all vertices in D_{in} belong to their own clusters, and so \mathcal{S}_{in} cannot include newly added edges (i.e., which do not already belong to G'_{in}) incident to them, implying that $D_{\text{in}} \subseteq U \setminus (V(M_{\text{out}}) \cup P_{\text{out}} \cup D_{\text{out}})$. Furthermore, by its construction, every vertex in $V(M_{\text{in}}) \cup P_{\text{in}}$ is incident to one edge that is removed from $\tilde{\mathcal{S}}_{\text{in}}$ when constructing \mathcal{S}_{in} , which implies that $D_{\text{out}} \subseteq U \setminus (V(M_{\text{in}}) \cup P_{\text{in}} \cup D_{\text{in}})$. Thus, [Condition 1](#) in [Definition 7](#) is satisfied. For the second condition, notice that in $\tilde{\mathcal{S}}_{\text{in}}$, every cluster in \mathcal{V}_A corresponds to a single path. Now, contract the edges in $\tilde{\mathcal{S}}_{\text{in}}$ belonging to G'_{in} in the augmented graph, and keep only edges connecting vertices belonging to the same cluster—then, we obtain the graph $G_{T_{\text{in}}, T_{\text{out}}}$, excluding, possibly, for every vertex in P_{out} , the newly added edge incident to it when constructing $G_{T_{\text{in}}, T_{\text{out}}}$. So, the graph we created is a collection of paths as required in [Condition 2](#) in [Definition 7](#), and it stays so also after adding the “missing” edges (if any) since by the definition of P_{out} , the vertices within it are endpoints of paths in $\tilde{\mathcal{S}}_{\text{in}}$. Thus, by the definition of \mathcal{S}_{in} based on $\tilde{\mathcal{S}}_{\text{in}}$, we conclude that [Condition 2](#) in [Definition 7](#) is satisfied.

Condition 2. Because the augmented graph contains G_{in} , and when creating \mathcal{S}_{in} , we removed all vertices and edges that do not belong to this graph, we derive the satisfaction of this condition.

Condition 3. The drawing $\tilde{\varphi}$ certifies the satisfaction of this condition.

Condition 4. Recall that every path in $\tilde{\mathcal{S}}_{\text{in}}$ consists of all and only the vertices of a single cluster in \mathcal{V}_A . Since all of the edges that are removed when we create \mathcal{S}_{in} from $\tilde{\mathcal{S}}_{\text{in}}$ are incident to vertices in U , we derive the satisfaction of this condition. ◀

The Algorithm and Its Correctness. We present the pseudocode of the algorithm as [Algorithm 1](#). Here, $\text{BRUTEFORCE}(G, \mathcal{V})$ is a procedure that iterates over all edge subsets, and for each one of them, checks whether it is a solution (which, in particular, means that it does not include edges incident to marked vertices). It either returns such a subset (if one exists) or NULL. Notice that the call made in [Lines 17](#) and [20](#) are valid (i.e., we make the calls with triples in MatPenDel) due to [Observation 6](#).

For the proof of correctness, we will use [Lemmas 10](#) and [11](#), and the following proposition.

► **Proposition E** ([\[41\]](#)). *Let G be a graph with a planar drawing φ . Then, there exists a noose N (intersection φ only at the vertices of G) such that:*

- *The set of vertices of G that N intersects, say, U , satisfies $|U| \leq 2\sqrt{2|V(G)|}$.*
- *The set of vertices contained in the strict interior of N , say, I , satisfies $|I| \leq 2|V(G) \setminus U|/3$ and $|I| \geq |V(G) \setminus U|/3$.*

We are now ready to conclude the correctness of the algorithm.

► **Lemma F.** *Algorithm 1 solves the CPLS-COMPLETION* problem.*

Proof. The proof is by induction on $|V(G)|$. When $|V(G)| \leq 100$, correctness is trivial since the algorithm performs brute-force. So, next suppose that $|V(G)| > 100$ and that the algorithm is correct whenever it is called with a graph having fewer vertices than $|V(G)|$.

Reverse Direction. For the proof of this direction, suppose that the algorithm returns $Z = E(\mathcal{S}_{\text{in}} \cup \mathcal{S}_{\text{out}}) \setminus E(G)$. Then, we need to prove that Z is a solution. Let

$U, \rho, I, E_{\text{in}}, \text{out}, T_{\text{in}}, Z_{\text{in}}, T_{\text{out}}, O, Z_{\text{out}}$ be the entities corresponding to the iteration when Z is returned. Due to Line 9 in Algorithm 1, $(T_{\text{in}}, I, E_{\text{in}})$ is sensible. Moreover, due to Lemma 11, we have that \mathcal{S}_{in} is a partial solution compatible with $(T_{\text{in}}, I, E_{\text{in}})$, and \mathcal{S}_{out} is a partial solution compatible with $(T_{\text{out}}, O, E_{\text{out}})$, with both being marked properly. So, due to Lemma 10, the proof of this direction is complete.

Forward Direction. For the proof of this direction, suppose a solution Z^* exists. We need to prove that the algorithm does not return NULL (and hence, by the correctness of the reverse direction, this would mean that it returns a solution). Let G^* denote the graph obtained from G by adding the edges in Z^* . Let \mathcal{S}^* denote the paths corresponding to the different clusters in G^* . Let φ be some planar drawing of G^* . By Proposition E, there exists a noose N such that

- The set of vertices of G^* that N intersects, say, U , satisfies $|U| \leq 2\sqrt{2|V(G)|}$, and N does not intersect any edge of G^* .
- The set of vertices of G^* contained in the strict interior of N , say, I , satisfies $|I| \leq 2|V(G)|/3$ and $|I| \geq |V(G) \setminus S|/3$.

Let ρ denote the cyclic ordering in which N traverses U , and let $\{E_{\text{in}}, E_{\text{out}}\}$ denote the partition of $E(G[U])$ according to which edges are drawn (by φ) on the inside and on the outside of N . Let $\{Z_{\text{in}}^*, Z_{\text{out}}^*\}$ denote the partition of Z^* according to which edges are drawn on the inside and on the outside of N . Let $\mathcal{S}_{\text{out}}^Z$ denote the partial solution obtained from the subgraph of G^* drawn inside and on the boundary of N (i.e., having N on the “outside” in its outer-face) when we only keep edges connecting vertices in the same cluster. Since G^* is planar, $\mathcal{S}_{\text{out}}^Z$ is compatible with ρ . Let $T_{\text{in}} = \text{ExtractTriple}(U, \mathcal{S}_{\text{out}}^Z)$. By Observation 6,

■ Algorithm 1

```

1: procedure SOLVE( $G, \mathcal{V}$ )
2:   if  $|V(G)| \leq 100$  then           ▷ The number 100 represents an arbitrary constant.
3:     return BRUTEFORCE( $G, \mathcal{V}$ )
4:   for  $U \subseteq V(G)$  with  $|U| \leq 2\sqrt{2|V(G)|}$  do
5:     for each cyclic ordering  $\rho$  of  $U$  do
6:       for  $I \subseteq V(G) \setminus U$  with  $|I| \leq 2|V(G) \setminus U|/3$  and  $|I| \geq |V(G) \setminus U|/3$  do
7:         for each partition  $\{E_{\text{in}}, E_{\text{out}}\}$  of  $E(G[U])$  do
8:           for  $T_{\text{in}} = (M_{\text{in}}, P_{\text{in}}, D_{\text{in}}) \in \text{MatPenDel}(\mathcal{V}, \rho)$  (enumerate by Obs. 3) do
9:             if  $(T_{\text{in}}, I, E_{\text{in}})$  is not sensible (Definition 9) then
10:               break
11:              $(G_A, \mathcal{V}_A) \leftarrow \text{AUGMENTGRAPH}(G[I \cup U] - E_{\text{out}}, \rho, T_{\text{in}})$ 
12:              $Z_{\text{in}} \leftarrow \text{SOLVE}(G_A, \mathcal{V}_A)$ 
13:             if  $Z_{\text{in}} \neq \text{NULL}$  then
14:               Use the algorithm in Lemma 11 w.r.t.  $T_{\text{in}}, I, E_{\text{in}}, Z_{\text{in}}$  to get  $\mathcal{S}_{\text{in}}$ .
15:                $T_{\text{out}} = (M_{\text{out}}, P_{\text{out}}, D_{\text{out}}) \leftarrow \text{ExtractTriple}(U, \mathcal{S}_{\text{in}})$ 
16:                $O = V(G) \setminus (I \cup U)$ 
17:                $(G_B, \mathcal{V}_B) \leftarrow \text{AUGMENTGRAPH}(G[O \cup U] - E_{\text{in}}, \rho, T_{\text{out}})$ 
18:                $Z_{\text{out}} \leftarrow \text{SOLVE}(G_B, \mathcal{V}_B)$ 
19:               if  $Z_{\text{out}} \neq \text{NULL}$  then
20:                 Use the algorithm in Lemma 11 w.r.t.  $T_{\text{out}}, O, E_{\text{out}}, Z_{\text{out}}$  to get  $\mathcal{S}_{\text{out}}$ .
21:                 return  $E(\mathcal{S}_{\text{in}} \cup \mathcal{S}_{\text{out}}) \setminus E(G)$ 
return NULL

```

$T_{\text{in}} \in \text{MatPenDel}(\mathcal{V}, \rho)$. In what follows, consider the iteration of [Algorithm 1](#) corresponding to these $U, I, \{E_{\text{in}}, E_{\text{out}}\}$ and T_{in} .

First, we claim that $(T_{\text{in}}, I, E_{\text{in}})$ is sensible. Here, [Conditions 1](#) and [3](#) follow from the choice of N , ensuring that U separates I from $O = V(G) \setminus (U \cup I)$ in G^* (and, so, also in particular in G). Also, from this, and since in \mathcal{S}^* , every vertex in D_{in} (resp., $U \setminus V(M_{\text{in}} \cup P_{\text{in}} \cup D_{\text{in}})$) only has neighbors in G'_{in} (resp., G'_{out}) while \mathcal{S}^* includes all edges between vertices in the same cluster, we get that [Condition 2](#) is satisfied as well.

Second, we claim that Z_{in} computed in the iteration under consideration must not be NULL. To this end, it suffices to note that Z_{in}^* is a solution to the instance (G_A, \mathcal{V}_A) of CPLS-COMPLETION* constructed by the algorithm. Similarly, Z_{out} computed in the iteration under consideration must not be NULL, since $Z_{\text{out}}^* = Z^* \setminus Z_{\text{in}}^*$ is a solution to the instance (G_B, \mathcal{V}_B) of CPLS-COMPLETION* constructed by the algorithm. Hence, in the iteration under consideration, the algorithm will return a set of edges, which, in particular, means that it does not return NULL. ◀

Running Time Analysis.

► **Lemma G.** *Algorithm 1 runs in time $8^{n+\mathcal{O}(\sqrt{n} \log n)} = 2^{\mathcal{O}(n)}$.*

Proof. Let $T(n)$ denote the running time of the algorithm when called with a graph on n vertices. When $n \leq 100$, this is bounded by a constant.

When $n > 100$, the algorithm iterates over $\binom{n}{\leq 2\sqrt{2n}} = 2^{\mathcal{O}(\sqrt{n} \log n)}$ sets U . For each set U , the algorithm iterates over $|U|! = (2\sqrt{2n})! = 2^{\mathcal{O}(\sqrt{n} \log n)}$ orderings ρ . For each ordering ρ , since $G[U]$ is a planar graph on $|U| \leq 2\sqrt{2n}$ vertices, which, hence, has at most $\mathcal{O}(\sqrt{n})$ edges, we have that the algorithm iterates over $2^{\mathcal{O}(\sqrt{n})}$ partitions $\{E_{\text{in}}, E_{\text{out}}\}$ of $E(G[U])$. For each partition $\{E_{\text{in}}, E_{\text{out}}\}$, the algorithm iterates over at most $\sum_{i=n/3}^{2n/3} \binom{n}{i} \leq 2^n \cdot n$ sets I . For each set I , [Observation 3](#) implies that the algorithm iterates over $2^{\mathcal{O}(\sqrt{n})}$ triples T_{in} . So, in total, the algorithm performs $2^{n+\mathcal{O}(\sqrt{n} \log n)}$ iterations. For each triple, the algorithm performs two recursive calls on graphs with at most $2n/3 + \mathcal{O}(\sqrt{n})$ vertices each, and other internal calculations in polynomial time. So,

$$T(n) = 2^{n+\mathcal{O}(\sqrt{n} \log n)} \cdot (2 \cdot T(\frac{2n}{3} + \mathcal{O}(\sqrt{n})) + n^{\mathcal{O}(1)}) = 2^{\frac{2}{3}n + \frac{2}{3}n + \frac{2}{3}n + \frac{2}{3}n + \dots} \cdot 2^{\mathcal{O}(\sqrt{n} \log n)},$$

which evaluates to $8^{n+\mathcal{O}(\sqrt{n} \log n)}$. This completes the proof. ◀

From [Lemmas F](#) and [G](#), we conclude the correctness of [Theorem 1](#).

3.2 Fixed Embedding

In this section, we provide a single-exponential algorithm for CPLSF, which becomes subexponential if additionally the input graph is connected.

► **Theorem 12.** *CPLSF-COMPLETION (and thus also CPLSF) can be solved in time $2^{\mathcal{O}(n)}$. Moreover, it can be solved in time $2^{\mathcal{O}(\sqrt{n} \log n)}$ if the input graph is connected.*

The algorithm behind [Theorem 12](#), which is illustrated in [Algorithm 2](#), works similarly as [Algorithm 1](#) for CPLS-Completion given in [Section 3.1](#). Probably the main difference is that we can now use the given embedding to obtain a noose N as opposed to merely the pair (U, ρ) with $U \subseteq V(G)$ and ρ being a cyclic ordering of U . This has two main advantages: (1) the noose already defines the separation between the inside and outside regions, and (2)

■ **Algorithm 2** The algorithm for CPLSF-Completion.

```

1: procedure SOLVECPLSFC( $G_{\mathcal{E}}, \mathcal{V}$ )
2:   if  $|V(G)| \leq 100$  then
3:     return BRUTEFORCECPLSFC( $G_{\mathcal{E}}, \mathcal{V}$ )
4:   for  $U \subseteq V(G)$  with  $|U| \leq 2\sqrt{2|V(G)|}$  do
5:     for each cyclic ordering  $\rho$  of  $U$  do
6:       for  $N \in \text{GETNOOSES}(G_{\mathcal{E}}, \mathcal{V}, U, \rho, \emptyset)$  do
7:          $G_{\text{in}} \leftarrow G_{\text{in}}(\mathcal{E}, N)$ 
8:          $G_{\text{out}} \leftarrow G_{\text{out}}(\mathcal{E}, N)$ 
9:         if  $|V(G_{\text{in}}) \setminus U| \leq 2|V(G) \setminus U|/3$  and  $|V(G_{\text{in}}) \setminus U| \geq |V(G) \setminus U|/3$  then
10:          for  $T_{\text{in}} = (M_{\text{in}}, P_{\text{in}}, D_{\text{in}}) \in \text{MatPenDel}(\mathcal{V}, \rho)$  (enumerate by Obs. 3) do
11:            if  $(T_{\text{in}}, N)$  is not sensible (Definition J) then
12:              break
13:             $(G_{\mathcal{E}^A}^A, \mathcal{V}^A) \leftarrow \text{AUGMENTGRAPH}(G_{\text{in}}, N, T_{\text{in}})$ 
14:             $Z_{\text{in}} \leftarrow \text{SOLVECPLSFC}((G_{\mathcal{E}^A}^A, \mathcal{V}^A))$ 
15:            if  $Z_{\text{in}} \neq \text{NULL}$  then
16:              Use Lemma N w.r.t.  $T_{\text{in}}, G_{\text{in}}, N, Z_{\text{in}}$  to obtain  $\mathcal{S}_{\text{in}}$ .
17:               $T_{\text{out}} = (M_{\text{out}}, P_{\text{out}}, D_{\text{out}}) \leftarrow \text{ExtractTriple}(U, \mathcal{S}_{\text{in}})$ 
18:               $(G_{\mathcal{E}^B}^B, \mathcal{V}^B) \leftarrow \text{AUGMENTGRAPH}(G_{\text{out}}, N, T_{\text{out}})$ 
19:               $Z_{\text{out}} \leftarrow \text{SOLVE}(G_{\mathcal{E}^B}^B, \mathcal{V}^B)$ 
20:              if  $Z_{\text{out}} \neq \text{NULL}$  then
21:                Use Lemma N w.r.t.  $T_{\text{out}}, G_{\text{out}}, N, Z_{\text{out}}$  to obtain  $\mathcal{S}_{\text{out}}$ .
22:                return  $E(\mathcal{S}_{\text{in}} \cup \mathcal{S}_{\text{out}}) \setminus E(G)$ 
return NULL

```

if the input graph is connected the number of possible nooses (and therefore the number of possible partitions of the instance by the solution separator) for a given pair (U, ρ) can be shown to be at most $2^{\mathcal{O}(\sqrt{n} \log n)}$ instead of $2^{\mathcal{O}(n)}$. While the former merely allows us to simplify some parts of the algorithm and its analysis, the latter is the crucial ingredient to obtain the subexponential run-time in the connected case.

In what follows we will provide a complete exposition of the algorithm while focusing specifically on the main differences to Algorithm 1 for CPLS-Completion. In the following let $(G_{\mathcal{E}}, \mathcal{V})$ be an instance of CPLSF-Completion and let $U \subseteq V(G)$ and ρ be a cyclic order of U . We say that N is a (U, ρ) -noose if N is a noose in \mathcal{E} that intersects \mathcal{E} only at the vertices in U according to the order given by ρ . We say that N is a (U, ρ) -subnoose if N can be obtained from a (U, ρ) -noose by deleting sub-curves between consecutive vertices in ρ .

We start by providing the procedure $\text{GETNOOSES}(G_{\mathcal{E}}, \mathcal{V}, U, \rho, \emptyset)$, which is used in Line 6 of the Algorithm 2 to enumerate all possible nooses that can serve as solution separators and represents the main addition to the algorithm compared to Algorithm 1. Note that there are two variants of $\text{GETNOOSES}(G_{\mathcal{E}}, \mathcal{V}, U, \rho, \emptyset)$ depending on whether or not G is connected. If G is not connected, then $\text{GETNOOSES}(G_{\mathcal{E}}, \mathcal{V}, U, \rho, \emptyset)$ simply branches over all pairs $(G_{\text{in}}, G_{\text{out}})$ of subgraphs of G with $V(G_{\text{in}}) \cap V(G_{\text{out}}) = U$ and $E(G_{\text{in}}) \cap E(G_{\text{out}}) = \emptyset$ and then checks whether there is a noose N whose inside is G_{in} and whose outside is G_{out} . Therefore, if G is not connected, we end up with $2^{\mathcal{O}(n)}$ possible solution separators and thus do not obtain any run-time improvement over the case of CPLS. More interesting is therefore the case that G is connected, since in this case the number of possible solution separators reduces to $2^{\mathcal{O}(\sqrt{n} \log n)}$. Let $(u, v) \in \rho$, i.e., $u, v \in U$ such that v is the successor of u in ρ . Let F be the set of all faces in \mathcal{E} that contain both u and v on their boundary.

■ **Algorithm 3** The algorithm for enumerating all (U, ρ) -nooses for when the input is connected.

```

1: procedure GETNOOSES( $G_{\mathcal{E}}, \mathcal{V}, U, \rho, N$ )
2:   if  $N$  is a noose then
3:     return  $N$ 
4:    $\mathcal{P} \leftarrow \emptyset$ 
5:    $(u, v) \leftarrow (u, v) \in \rho$  and  $N$  has no subcurve between  $u$  and  $v$ 
6:   for faces  $f$  of  $\mathcal{E} \cup N$  having  $u$  and  $v$  on its boundary do
7:     for  $n_v \in \rho_v(f)$  and  $n_u \in \rho_u(f)$  do
8:        $N' \leftarrow \text{curv}(\mathcal{E}, u, n_u, v, n_v)$ 
9:        $\mathcal{P} \leftarrow \mathcal{P} \cup \text{GETNOOSES}(G_{\mathcal{E}}, \mathcal{V}, U, \rho, N \cup N')$ 
return  $\mathcal{P}$ 

```

Moreover, for a face $f \in F$ and $x \in \{u, v\}$, let $\tau(\mathcal{E}, f, x)$ be the clockwise sequence of all but the (clockwise) last neighbor of x in G that lie on f 's boundary. Informally, because G is connected, the possible choices for drawing a noose between u and v in \mathcal{E} are given by specifying two indices, specifically the index of v relative to the neighbors of u and the index of u relative to the neighbors of v . Altogether this leaves us with $\sum_{f \in F} (|\rho(\mathcal{E}, f, v)|)$ choices for v and similarly with $\sum_{f \in F} (|\rho(\mathcal{E}, f, u)|)$ choices for u . Therefore, there are altogether $\sum_{f \in F} (|\rho(\mathcal{E}, f, v)|)(|\rho(\mathcal{E}, f, u)|) \leq |V(G)|^2$ choices for drawing a curve between u and v . For $n_u \in \rho(\mathcal{E}, f, u)$ and $n_v \in \rho(\mathcal{E}, f, v)$, we denote by $\text{curv}(\mathcal{E}, u, n_u, v, n_v)$ a curve drawn in \mathcal{E} between u and v that starts below n_u and ends below n_v and intersects \mathcal{E} only at u and v . These observations lead to the algorithm illustrated in [Algorithm 3](#), which defines the function $\text{GETNOOSES}(G_{\mathcal{E}}, \mathcal{V}, U, \rho, N)$ that given an instance $(G_{\mathcal{E}}, \mathcal{V})$ of CPLSF-Completion, where G is connected, together with a subset $U \subseteq V(G)$, a cyclic ordering ρ of U , and a (U, ρ) -subnoose N , outputs all (U, ρ) -noose extending N . The function is initially called with $N = \emptyset$ and in this case returns all (U, ρ) -nooses.

► **Lemma H.** *Algorithm 3 is correct, runs in time $\mathcal{O}(|V(G)|^{2|U|}|V(G)|^{\mathcal{O}(1)})$ and outputs at most $|V(G)|^{2|U|}$ (U, ρ) -nooses.*

Proof. The correctness of the algorithm follows because G is connected and therefore every component of $G - \{v\}$ for any vertex v of G is incident to v . Concerning the run-time of the algorithm, first note that all operations inside one recursive call of the algorithm can be achieved in polynomial-time ($\mathcal{O}(|V(G)|^{\mathcal{O}(1)})$). Moreover, as stated above there are at most $|V(G)|^2$ choices to draw a curve between u and v for every $(u, v) \in \rho$ and therefore for every $(u, v) \in \rho$, the algorithm calls itself recursively at most $|V(G)|^2$ times (in Line 9). Since there are at most $|U|$ many pairs $(u, v) \in \rho$, the total number of recursive calls of the algorithm is therefore at most $(|V(G)|^2)^{|U|} = |V(G)|^{2|U|}$, which shows the stated run-time. ◀

We are now ready to show the correctness of [Algorithm 2](#). Since the proof is rather similar to the proof for [Algorithm 1](#) from [Section 3.1](#), we will focus on outlining the main differences in the proof. We start with some additional notation for nooses. For a noose N in \mathcal{E} we denote by $G_{\text{in}}(\mathcal{E}, N)$ and $G_{\text{out}}(\mathcal{E}, N)$ the subgraph of G that is inside and outside of N in \mathcal{E} , respectively; here we define inside as the region that does not contain the outer-face of \mathcal{E} . Similarly, we denote by $I_{\mathcal{E}}(N)$ and $O_{\mathcal{E}}(N)$, the embedding \mathcal{E} restricted to the inside and outside of N , respectively.

The first definition that we need to adapt to the fixed embedding case is [Definition 8](#) for compatibility between a partial solution and a pair (T_{in}, N) for $T_{\text{in}} \in \text{MatPenDel}(\mathcal{V}, \rho)$ and a (U, ρ) -noose N .

► **Definition I (Partial Solution IN/OUT-Compatible with (T_{in}, N)).** Consider $(G_{\mathcal{E}}, \mathcal{V})$, a cyclic ordering ρ of some $U \subseteq V(G)$, $T_{\text{in}} = (M_{\text{in}}, P_{\text{in}}, D_{\text{in}}) \in \text{MatPenDel}(\mathcal{V}, \rho)$, and a (U, ρ) -noose N . Then, a partial solution \mathcal{S} is IN-compatible (OUT-compatible) with (T_{in}, N) if:

1. $\text{ExtractTriple}(U, \mathcal{S}) = T_{\text{out}}$ and T_{in} are complementary.
2. Let $G' = G_{\text{in}}(\mathcal{E}, N) - D_{\text{in}}$ ($G' = G_{\text{out}}(\mathcal{E}, N) - D_{\text{out}}$). Then, \mathcal{S} contains all and only the vertices in G' , and all (but not only) edges in G' between vertices in the same cluster.
3. There exists a planar drawing of $G' \cup E(\mathcal{S})$ that extends $I_{\mathcal{E}}(N)$ ($O_{\mathcal{E}}(N)$) with an inner-face whose boundary contains U (with, possibly, other vertices) ordered as by ρ .
4. Each path in \mathcal{S} satisfies one of the following conditions:
 - a. It consists of all vertices of a cluster in \mathcal{V} that belong to G' , and has no endpoint in U .
 - b. It has an endpoint in U .

We also need the following slightly adapted version of [Definition 9](#) for sensibility. The main difference to the its counterpart for the variable embedding case is that we no longer require [Condition 1](#) since this is already guaranteed by the existence of the (U, ρ) -noose N .

► **Definition J (Sensibility of (T_{in}, N)).** Consider $(G_{\mathcal{E}}, \mathcal{V})$, a cyclic ordering ρ of some $U \subseteq V(G)$, $T_{\text{in}} = (M_{\text{in}}, P_{\text{in}}, D_{\text{in}}) \in \text{MatPenDel}(\mathcal{V}, \rho)$, a (U, ρ) -noose N , and $G_{\text{in}} = G_{\text{in}}(\mathcal{E}, N)$. Then, (T_{in}, N) is sensible if:

1. No vertex in D_{in} is adjacent in G_{in} to a vertex that belongs to the same cluster in \mathcal{V} . Additionally, no vertex in $U \setminus (V(M_{\text{in}}) \cup P_{\text{in}} \cup D_{\text{in}})$ is adjacent in $G_{\text{out}} = G[O \cup U] - E(G_{\text{in}})$ for $O = V(G) \setminus (V(G_{\text{in}}))$ to a vertex that belongs to the same cluster in \mathcal{V} .
2. No cluster in \mathcal{V} has non-empty intersection with both $V(G_{\text{in}}) \setminus D_{\text{in}}$ and $O \cup D_{\text{in}}$ but not with $V(M_{\text{in}}) \cup P_{\text{in}}$.

We now show how using compatible solutions in MatPenDel yields solutions to CPLSF-Completion. We now need the following slightly adapted and mostly simplified version of [Lemma 10](#), whose proof is basically identically to the proof of [Lemma 10](#) and is provided here merely for completeness.

► **Lemma K.** Consider $(G_{\mathcal{E}}, \mathcal{V})$, a cyclic ordering ρ of some $U \subseteq V(G)$, $T_{\text{in}} = (M_{\text{in}}, P_{\text{in}}, D_{\text{in}}) \in \text{MatPenDel}(\mathcal{V}, \rho)$, and a (U, ρ) -noose N . Suppose that (T_{in}, N) is sensible. Additionally, consider

- a partial solution \mathcal{S}_{in} IN-compatible with (T_{in}, N) , and
- a partial solution \mathcal{S}_{out} OUT-compatible with $\text{ExtractTriple}(U, \mathcal{S}_{\text{in}}) = (T_{\text{out}}, N)$.

Then, $Z = E(\mathcal{S}_{\text{in}} \cup \mathcal{S}_{\text{out}}) \setminus E(G)$ is a solution to $(G_{\mathcal{E}}, \mathcal{V})$ as an instance of CPLSF-COMPLETION.

Proof. Verifying Planarity. We first argue that $G \cup Z$ is a planar graph. Since \mathcal{S}_{in} is IN-compatible with (T_{in}, N) , [Condition 3](#) in [Definition I](#) implies that there exists a planar drawing φ_{in} of $G_{\text{in}} \cup E(\mathcal{S}_{\text{in}})$ that extends $I_{\mathcal{E}}(N)$ ($G_{\text{out}}(\mathcal{E}, N)$) with an inner-face whose boundary contains U (with, possibly, other vertices) ordered as by ρ , where $G_{\text{in}} = G_{\text{in}}(\mathcal{E}, N) - D_{\text{in}}$.

Similarly, since \mathcal{S}_{out} is OUT-compatible with (T_{out}, N) , [Condition 3](#) implies there exists a planar drawing φ_{out} of $G_{\text{out}} \cup E(\mathcal{S}_{\text{out}})$ that extends $I_{\mathcal{E}}(N)$ ($G_{\text{out}}(\mathcal{E}, N)$) with an inner-face whose boundary contains U (with, possibly, other vertices) ordered as by ρ , where $G_{\text{out}} = G_{\text{out}}(\mathcal{E}, N) - D_{\text{out}}$. Clearly, we can flip φ_{out} to obtain another planar drawing φ'_{out} of $G_{\text{out}} \cup E(\mathcal{S}_{\text{out}})$ whose outer-face's boundary contains U (with, possibly, other vertices)

ordered as by ρ . Since N is a noose of \mathcal{E} , we know that the (non-disjoint) union of $G_{\text{in}}(\mathcal{E}, N)$ and $G_{\text{out}}(\mathcal{E}, N)$ yields G . Thus, by taking the (non-disjoint) union of the drawings φ_{in} and φ'_{out} , we obtain a planar drawing of $G \cup Z$. So, $G \cup Z$ is a planar graph.

Verifying That All Edges Are Covered. Consider some cluster $V_i \in \mathcal{V}$, and let Z_i denote the subset of edges in Z with both endpoints in V_i . We need to prove that $G[V_i] \cup Z_i$ is a path. Let $Z_{i,\text{in}} = Z_i \cap E(S_{\text{in}})$ and $Z_{i,\text{out}} = Z_i \cap E(S_{\text{out}})$. Let $\mathcal{S}_{i,\text{in}}$ (resp., $\mathcal{S}_{i,\text{out}}$) denote the collection of paths in \mathcal{S}_{in} (resp., \mathcal{S}_{out}) between vertices in V_i . Since \mathcal{S}_{in} is IN-compatible with (T_{in}, N) , [Condition 2](#) in [Definition I](#) implies that $G_{\text{in}}[V_i] \cup Z_{i,\text{in}}$, where $G_{\text{in}} = G'_{\text{in}} - D_{\text{in}}$, is exactly the collection of paths $\mathcal{S}_{i,\text{in}}$. Similarly, since \mathcal{S}_{out} is OUT-compatible with (T_{out}, N) , [Condition 2](#) implies that $G_{\text{out}}[V_i] \cup Z_{i,\text{out}}$, where $G_{\text{out}} = G'_{\text{out}} - D_{\text{out}}$, is exactly the collection of paths $\mathcal{S}_{i,\text{out}}$.

Recall that we have already argued that the (non-disjoint) union of G_{in} and G_{out} equals G .

Next, we further argue that the (non-disjoint) union of $G_{\text{in}}[V_i]$ and $G_{\text{out}}[V_i]$ equals $G[V_i]$. To this end, it suffices to show that: (I) $D_{\text{in}} \cap D_{\text{out}} = \emptyset$ (and hence $D_{\text{in}} \cap V_i \subseteq V(G_{\text{out}})$ and $D_{\text{out}} \cap V_i \subseteq V(G_{\text{in}})$), and (II) there does not exist an edge between a vertex in $D_{\text{in}} \cap V_i$ (resp., $D_{\text{out}} \cap V_i$) and a vertex in $V(G'_{\text{in}}) \cap V_i$ (resp., $V(G'_{\text{out}}) \cap V_i$). Because \mathcal{S}_{in} is IN-compatible with (T_{in}, N) , we have that T_{out} and T_{in} are complementary, and hence, by [Condition 1](#) in [Definition 7](#), we get that $D_{\text{in}} \cap D_{\text{out}} = \emptyset$, therefore Item (I) holds. Because (T_{in}, N) is sensible, Item (II) directly follows from [Condition 1](#) in [Definition J](#).

Overall, we conclude, so far, that $G[V_i] \cup Z_i$ is exactly the (non-disjoint) union of the two collections of paths $\mathcal{S}_{i,\text{out}}$ and $\mathcal{S}_{i,\text{in}}$. Next, we verify that this union yields a single path.

Verifying That the Union Yields a Single Path. Recall that $\text{ExtractTriple}(U, \mathcal{S}_{\text{in}}) = T_{\text{out}} = (M_{\text{out}}, P_{\text{out}}, D_{\text{out}})$, and let $\text{ExtractTriple}(U, \mathcal{S}_{\text{out}}) = T'_{\text{in}} = (M'_{\text{in}}, P'_{\text{in}}, D'_{\text{in}})$. Note that, possibly, $T_{\text{in}} \neq T'_{\text{in}}$. By the definition of ExtractTriple :

1. M_{out} (resp., M'_{in}) has an edge between the endpoints of every path in \mathcal{S}_{in} (resp., \mathcal{S}_{out}) that has both endpoints in U ,
2. $P_{\text{out}} \subseteq U$ (resp., $P'_{\text{in}} \subseteq U$) consists of the vertices of degree 1 in \mathcal{S}_{out} (resp., \mathcal{S}_{in}) belonging to U that are not in $V(M_{\text{out}})$ (resp., $V(M'_{\text{in}})$), and
3. $D_{\text{out}} \subseteq U$ (resp., $D'_{\text{in}} \subseteq U$) consists of the vertices of degree 2 in \mathcal{S}_{in} (resp., \mathcal{S}_{out}) belonging to U .

Further, notice that \mathcal{S}_{in} does not contain vertices in D_{in} , and \mathcal{S}_{out} does not contain vertices in D_{out} . In particular, the latter implies that $D_{\text{out}} \subseteq U \setminus (V(M'_{\text{in}}) \cup P'_{\text{in}} \cup D'_{\text{in}})$. Since \mathcal{S}_{out} is compatible with $(T_{\text{out}}, I, E_{\text{out}})$, by [Condition 1](#) in [Definition I](#), T'_{in} and T_{out} are complementary. So, by [Condition 1](#) in [Definition 7](#), $D'_{\text{in}} \subseteq U \setminus (V(M_{\text{out}}) \cup P_{\text{out}} \cup D_{\text{out}})$. Thus, all vertices in $D_{\text{out}} \cup D'_{\text{in}}$ are of degree 2 in $\mathcal{S}_{i,\text{out}} \cup \mathcal{S}_{i,\text{in}}$.

Due to [Condition 2](#) in [Definition J](#) and [Condition 4](#) in [Definition I](#), we know that if V_i contains vertices only from G_{in} or only from G_{out} , then $\mathcal{S}_{i,\text{out}} \cup \mathcal{S}_{i,\text{in}}$ is indeed a path (more precisely, one of these two sets is a path and the other is empty), and that, otherwise, every path in $\mathcal{S}_{i,\text{in}}$ or in $\mathcal{S}_{i,\text{out}}$ has an endpoint in $U \setminus (D_{\text{in}} \cup D_{\text{out}})$. In this latter case, by the conditions implied by the definition ExtractTriple , which are specified above, and by [Condition 2](#) in [Definition 7](#), we again derive that $\mathcal{S}_{i,\text{in}} \cup \mathcal{S}_{i,\text{out}}$ is a path. This completes the proof. \blacktriangleleft

The following definition of the augmented graph is a simpler version of the original definition for the case of the variable embedding. The main difference is that we do no longer need to take into account marked vertices and that because of the fixed drawing we use a slightly weaker notion of “inner triangulation”.

► **Definition L (Augmented Graph).** Let $\mathcal{C} = (G_{\mathcal{E}}, \mathcal{V})$ be an instance of CPLSF-COMPLETION. Let ρ be a cyclic ordering of some subset U of $V(G)$ and let N be a (U, ρ) -noose such that $G_{\text{in}}(\mathcal{E}, N) = G$ (or $G_{\text{out}}(\mathcal{E}, N) = G$). Let $(M, P, D) \in \text{MatPenDel}(\mathcal{V}, \rho)$. Then, the augmented graph $\text{AUGMENTGRAPH}(G_{\mathcal{E}}, \mathcal{V}, N, (M, P, D))$ and a embedding of it, are obtained from $\mathcal{C} = (G_{\mathcal{E}}, \mathcal{V})$ after doing the following:

1. for every $(u, v) \in \rho$ subdivide the subcurve of N between u and v with a new vertex $n_{u,v}$ taking its own new cluster and add the edges $\{u, n\}$ and $\{n, v\}$ to G ; the drawing of the new edges is given by the subcurve of N between u and v .
2. For every $e \in M$, add a new vertex adjacent to the endpoints of e and belonging to the same cluster and draw the two edges outside (inside) of N .
3. For every $p \in P$ add a new vertex n , drawn outside (inside) close to p , and make it adjacent to p . The new edge between n and p is drawn outside (inside) of N .
4. Remove every vertex in D from its cluster, and create a new one-vertex cluster for it.
5. for every face f outside (inside) of N add a new vertex n into f and make it adjacent to all vertices on the boundary of f . This, together with the subdivision vertices introduced earlier, ensures that no edges between vertices in the same cluster can be drawn outside of N .

Similarly, to [Observation D](#), the following observation allows us to assume that all edges that are part of a solution for the augmented graph can be drawn either only outside or only inside of the noose N .

► **Observation M.** Let $\mathcal{C} = (G_{\mathcal{E}}, \mathcal{V})$ be an instance of CPLSF-COMPLETION. Let ρ be a cyclic ordering of some subset U of $V(G)$ and let N be a (U, ρ) -noose such that $G_{\text{in}}(\mathcal{E}, N) = G$ (or $G_{\text{out}}(\mathcal{E}, N) = G$). Let $T \in \text{MatPenDel}(\mathcal{V}, \rho)$ and $(G_{\mathcal{E}^A}^A, \mathcal{V}^A) = \text{AUGMENTGRAPH}(G_{\mathcal{E}}, \mathcal{V}, \rho, N, T)$. Then, every two vertices outside (inside) N that are in the same cluster are in different faces in \mathcal{E}^A .

We are ready to obtain the following analog of [Lemma N](#)

► **Lemma N.** Consider $(G_{\mathcal{E}}, \mathcal{V})$, a cyclic ordering ρ of some $U \subseteq V(G)$, $T_{\text{in}} = (M_{\text{in}}, P_{\text{in}}, D_{\text{in}}) \in \text{MatPenDel}(\mathcal{V}, \rho)$, and a (U, ρ) -noose N . Let $Z_{\text{in}} \neq \text{NULL}$ be a solution to the instance $(G_{\mathcal{E}^A}^A, \mathcal{V}^A) = \text{AUGMENTGRAPH}(G_{\text{in}}(\mathcal{E}, N), N, T_{\text{in}})$ of CPLSF-COMPLETION. Then, in polynomial time we can obtain a partial solution \mathcal{S}_{in} that is IN-compatible with (T_{in}, N) .

Proof. Let \mathcal{S}'_{in} denote the subgraph of $G^A \cup Z_{\text{in}}$ on all vertices, and on the edges in G^A between vertices in the same cluster (w.r.t. \mathcal{V}^A) and the edges in Z_{in} . Clearly, \mathcal{S}'_{in} is a partial solution. Let φ be the planar drawing of $G^A \cup Z_{\text{in}}$ that extends \mathcal{E}^A and exists because Z_{in} is a solution for $(G_{\mathcal{E}^A}^A, \mathcal{V}^A)$. Note that because of [Observation M](#) it holds that all edges of Z_{in} are drawn inside of N in φ . Let \mathcal{S}_{in} denote the partial solution obtained from \mathcal{S}'_{in} by: (i) removing, from each of its paths having one or two endpoints not in G , these one or two endpoints (which must be vertices adjacent to vertices in P_{in} belonging to the same cluster as them); (ii) removing every path consisting of a single vertex on its own new singleton cluster; (iii) removing, from all paths, all edges belonging to M_{in} , which might split some paths into several paths. No additional modifications will be made. So, in what follows, we verify that \mathcal{S}_{in} is IN-compatible with (T_{in}, N) , which will complete the proof. We do so by verifying each of the conditions in [Definition I](#).

Condition 1. We need to show that $\text{ExtractTriple}(U, \mathcal{S}_{\text{in}}) = T_{\text{out}} = (M_{\text{out}}, P_{\text{out}}, D_{\text{out}})$ and T_{in} are complementary. To this end, we need to verify the satisfaction of the two conditions in [Definition 7](#). By the construction of the augmented graph, all vertices in D_{in} belong to their own clusters, and so \mathcal{S}_{in} cannot include newly added edges incident to them, implying

that $D_{\text{in}} \subseteq U \setminus (V(M_{\text{out}}) \cup P_{\text{out}} \cup D_{\text{out}})$. Furthermore, by its construction, every vertex in $V(M_{\text{in}}) \cup P_{\text{in}}$ is incident to one edge that is removed from \mathcal{S}'_{in} when constructing \mathcal{S}_{in} , which implies that $D_{\text{out}} \subseteq U \setminus (V(M_{\text{in}}) \cup P_{\text{in}} \cup D_{\text{in}})$.

Thus, [Condition 1](#) in [Definition 7](#) is satisfied. For the second condition, notice that in \mathcal{S}_{in} , every cluster in \mathcal{V}_A corresponds to a single path. Now, contract the edges in \mathcal{S}_{in} belonging to $G_{\text{in}}(\mathcal{E}, N)$ in the augmented graph, and keep only edges connecting vertices belonging to the same cluster—then, we obtain the graph $G_{T_{\text{in}}, T_{\text{out}}}$, excluding, possibly, for every vertex in P_{out} , the newly added edge incident to it when constructing $G_{T_{\text{in}}, T_{\text{out}}}$.

So, the graph we created is a collection of paths as required in [Condition 2](#) in [Definition 7](#), and it stays so also after adding the “missing” edges (if any) since by the definition of P_{out} , the vertices within it are endpoints of paths in \mathcal{S}'_{in} . Thus, by the definition of \mathcal{S}_{in} based on \mathcal{S}'_{in} , we conclude that [Condition 2](#) in [Definition 7](#) is satisfied.

Condition 2. Because the augmented graph contains $G_{\text{in}}(\mathcal{E}, N)$, and when creating \mathcal{S}_{in} , we removed all vertices and edges that do not belong to this graph, we derive the satisfaction of this condition.

Condition 3. The drawing φ certifies the satisfaction of this condition.

Condition 4. Recall that every path in \mathcal{S}'_{in} consists of all and only the vertices of a single cluster in \mathcal{V}_A . Since all of the edges that are removed when we create \mathcal{S}_{in} from \mathcal{S}'_{in} are incident to vertices in U , we derive the satisfaction of this condition. \blacktriangleleft

The Algorithm and Its Correctness. We present the pseudocode of the algorithm as [Algorithm 2](#). Here, $\text{BRUTEFORCEFIXED}(G_{\mathcal{E}}, \mathcal{V})$ is a procedure that iterates over all edge subsets and extensions of \mathcal{E} by those edges, and for each one of them, checks whether it is a solution; if at least one of them is, then it returns it, and otherwise it returns NULL.

For the proof of correctness, we will use [Lemmas K](#) and [N](#) and [Proposition E](#). We are now ready to conclude the correctness of the algorithm.

► **Lemma O.** *Algorithm 2 solves the CPLSF-COMPLETION problem.*

Proof. The proof is by induction on $|V(G)|$. When $|V(G)| \leq 100$, correctness is trivial since the algorithm performs brute-force. So, next suppose that $|V(G)| > 100$ and that the algorithm is correct whenever it is called with a graph having fewer vertices than $|V(G)|$.

Reverse Direction. For the proof of this direction, suppose that the algorithm returns $Z = E(\mathcal{S}_{\text{in}} \cup \mathcal{S}_{\text{out}}) \setminus E(G)$. Then, we need to prove that Z is a solution. Let $U, \rho, N, T_{\text{in}}, Z_{\text{in}}, T_{\text{out}}, Z_{\text{out}}$ be the entities corresponding to the iteration when Z is returned. Due to [Line 11](#) in [Algorithm 2](#), (T_{in}, N) is sensible. Moreover, due to [Lemma N](#), we have that \mathcal{S}_{in} is a partial solution IN-compatible with (T_{in}, N) , and \mathcal{S}_{out} is a partial solution OUT-compatible with (T_{out}, N) . So, due to [Lemma K](#), the proof of this direction is complete.

Forward Direction. For the proof of this direction, suppose a solution Z^* exists. We need to prove that the algorithm does not return NULL (and hence, by the correctness of the reverse direction, this would mean that it returns a solution). Let G^* denote the graph obtained from G by adding the edges in Z^* . Let \mathcal{S}^* denote the paths corresponding to the different clusters in G^* . Let φ be some planar drawing of G^* that extends \mathcal{E} . By [Proposition E](#), there exists a noose N such that:

- N intersects φ only at the vertices in U and $|U| \leq 2\sqrt{2|V(G)|}$.
- The set $I = V(G_{\text{in}}(\varphi, G)) \setminus U$ of vertices satisfies $|I| \leq 2|V(G) \setminus U|/3$ and $|I| \geq |V(G) \setminus U|/3$.

Let ρ denote the cyclic ordering in which N traverses U .

Let $\{Z_{\text{in}}^*, Z_{\text{out}}^*\}$ denote the partition of Z^* according to which edges are drawn on the inside and on the outside of N . Let $\mathcal{S}_{\text{out}}^Z$ denote the partial solution restricted to $G_{\text{in}}(\varphi, G^*)$. Since G^* is planar, $\mathcal{S}_{\text{out}}^Z$ is compatible with ρ . Let $T_{\text{in}} = \text{ExtractTriple}(U, \mathcal{S}_{\text{out}}^Z)$. By [Observation 6](#), $T_{\text{in}} \in \text{MatPenDel}(\mathcal{V}, \rho)$. In what follows, consider the iteration of [Algorithm 2](#) corresponding to these U, ρ, N and T_{in} .

First, we claim that (T_{in}, N) is sensible. Here, [Condition 3](#) follows from the choice of N , ensuring that U separates $I = V(G_{\text{in}}(\varphi, G)) \setminus U$ from $O = V(G) \setminus (U \cup I)$ in G^* (and, so, also in particular in G). Also, from this, and since in \mathcal{S}^* , every vertex in D_{in} (resp., $U \setminus V(M_{\text{in}} \cup P_{\text{in}} \cup D_{\text{in}})$) only has neighbors in $G_{\text{in}}(\mathcal{E}, N)$ (resp., $G_{\text{out}}(\mathcal{E}, N)$) while \mathcal{S}^* includes all edges between vertices in the same cluster, we get that [Condition 2](#) is satisfied as well.

Second, we claim that Z_{in} computed in the iteration under consideration must not be NULL. To this end, it suffices to note that Z_{in}^* is a solution to the instance $(G_{\mathcal{E}^A}^A, \mathcal{V}^A)$ of CPLSF-Completion constructed by the algorithm. Similarly, Z_{out} computed in the iteration under consideration must not be NULL, since $Z_{\text{out}}^* = Z^* \setminus Z_{\text{in}}^*$ is a solution to the instance $(G_{\mathcal{E}^B}^B, \mathcal{V}^B)$ of CPLSF-Completion constructed by the algorithm. Hence, in the iteration under consideration, the algorithm will return a set of edges, which, in particular, means that it does not return NULL. \blacktriangleleft

Running Time Analysis.

► **Lemma P.** *Algorithm 2 runs in time $2^{\mathcal{O}(n)}$ for arbitrary instances. Moreover, Algorithm 2 runs in time $2^{\mathcal{O}(\sqrt{n} \log n)}$ if G is connected.*

Proof. Since the analysis for the general case is literally the same as in variable embedding case, i.e., in the proof of [Lemma G](#), we provide here only the proof for the case that G is connected.

Let $T(n)$ denote the running time of the algorithm when called with a graph on n vertices. When $n \leq 100$, this is bounded by a constant.

When $n > 100$, the algorithm iterates over $\binom{n}{\leq 2\sqrt{2n}} = 2^{\mathcal{O}(\sqrt{n} \log n)}$ sets U . For each set U , the algorithm iterates over $|U|! = (2\sqrt{2n})! = 2^{\mathcal{O}(\sqrt{n} \log n)}$ orderings ρ . Because of [Lemma H](#), for each ρ the algorithm iterates over at most $n^{\mathcal{O}(\sqrt{n})}$ (U, ρ) -nooses N . For each noose N , [Observation 3](#) implies that the algorithm iterates over $2^{\mathcal{O}(\sqrt{n})}$ triples T_{in} . So, in total, the algorithm performs $2^{\mathcal{O}(\sqrt{n} \log n)}$ iterations. For each triple, the algorithm performs two recursive calls on graphs with at most $2n/3 + \mathcal{O}(\sqrt{n})$ vertices each, and other internal calculations in polynomial time. So,

$$T(n) = 2^{\mathcal{O}(\sqrt{n} \log n)} \cdot (2 \cdot T(\frac{2n}{3} + \mathcal{O}(\sqrt{n})) + n^{\mathcal{O}(1)}) = 2^{\sqrt{n} \log n (\frac{2^0}{3^0} + \frac{2^1}{3^1} + \frac{2^2}{3^2} + \frac{2^3}{3^3} + \dots)} \cdot 2^{\mathcal{O}(\sqrt{n} \log n)},$$

which evaluates to $2^{\mathcal{O}(\sqrt{n} \log n)}$. \blacktriangleleft

From [Lemmas O](#) and [P](#), we conclude the correctness of [Theorem 12](#).

4 The Kernels

In this section we provide kernelization algorithms for CPLS and CPLSF parameterized by the vertex cover number k of the input graph G . Assume that X is a vertex cover of G of size k ; we will deal with computing a suitable vertex cover in the proofs of the main theorems of this section. As our first step, we construct the set Z consisting of the union of X with all vertices of degree at least 3 in G . Since G can be assumed to be planar, we have:

► **Lemma 13** ([27, Lemma 13.3]). $|Z| \leq 3k$.

Note that each vertex in $V(G) \setminus Z$ now has 0, 1 or 2 neighbors in Z . For each subset $Q \subseteq Z$ of size at most 2, let the *neighborhood type* T_Q consist of all vertices in $V(G) \setminus Z$ whose neighborhood in Z is precisely Q . Moreover, for $i \in \{0, 1, 2\}$ we let $T_i = \bigcup_{Q \subseteq Z, |Q|=i} T_Q$ contain all vertices outside of Z with degree i . At this point, our approach for dealing with CPLS and CPLSF will diverge.

4.1 The Fixed-Embedding Case

We will begin by obtaining a handle on vertices with precisely two neighbors in Z . However, to do so we first need some specialized terminology. To make our arguments easier to present, we assume w.l.o.g. that the input instance \mathcal{I} is equipped with a drawing D of G that respects the given embedding.

Let G_2 be the subgraph of G induced on $Z \cup T_2$, where T_2 is the set of all vertices in $V(G) \setminus Z$ with precisely two neighbors in Z . Let D_2 be the restriction of D to G_2 , and observe that D_2 only differs from D by omitting some pendant and isolated vertices. Let a face in D_2 be *special* if it is incident to more than 2 vertices of Z , and *clean* otherwise; notice that the boundary of a clean face must be a C_4 which has precisely two vertices of Z that lie on opposite sides of the C_4 and which contains only vertices in $T_0 \cup T_1$ in its interior.

► **Lemma 14.** *The number of special faces in D_2 is upper-bounded by $9k$, and the number of vertices in T_2 that are incident to at least one special face is upper-bounded by $36k$.*

Proof. The hypothetical graph G' obtained by adding a vertex into each special face and making this vertex adjacent to each vertex in Z on the boundary of its face is planar. Since $|Z| \leq 3k$ as per Lemma 13, we can repeat the same argument on G' as the one used for Lemma 13 to obtain that the number of special faces must be upper-bounded by $9k$.

For the second part of the claim, we observe that the graph G' has at most $12k$ vertices and each vertex in T_2 that is incident to a special face can be represented as a unique edge added into G' while preserving planarity. The claim then followed by the well-known fact that a $12k$ -vertex planar graph cannot have more than $36k$ edges. ◀

For a pair $\{a, b\} \subseteq Z$, we say that a set P of clean faces is an *(ab)-brick* if (1) the only vertices of Z they are incident to are a and b , and (2) P forms a connected region in D_2 , and (3) P is maximal with the above properties. Since the boundaries of every clean face in P consists of a , b , and two degree-2 vertices, this in particular implies that the clean faces in P form a sequence where each pair of consecutive faces shares a single degree-2 vertex; this sequence may either be cyclical (in the case of a and b not being incident to any special faces; we call such bricks *degenerate*), or the first and last clean face in P are adjacent to special faces. Observe that a degenerate brick may only occur if $|Z| = 2$.

► **Observation 15.** *The total number of bricks in D_2 is upper-bounded by $24k$.*

Proof. The claim clearly holds if D_2 contains a degenerate brick. Otherwise, consider the graph G'' obtained by taking the subgraph of G induced on Z , and adding to it a vertex for each special face and making it adjacent to each of that face's incident vertices in Z . Observe that at this point, $|V(G'')| \leq 12k$. Now for each *ab*-brick, we add a vertex and make it adjacent to a , b , and the two vertices representing the special faces that the brick is adjacent to in D_2 . Since each of the newly created vertices has degree at least 3 (in fact, they have 4), we can once again invoke the argument of Lemma 13 to upper-bound the total number of vertices in G'' by $36k$, and in particular the total number of bricks by $24k$. ◀

In the next lemma, we use [Observation 15](#) to guarantee the existence of a brick with sufficiently many clean faces to support a safe reduction rule.

► **Lemma 16.** *Assume $|T_2| \geq 420k + 1$, where k is the size of a provided vertex cover of G . Then we can, in polynomial time, either correctly determine that \mathcal{I} is a no-instance or find a vertex $v \in T_2$ with the following property: \mathcal{I} is a yes-instance if and only if so is the instance \mathcal{I}' obtained from \mathcal{I} by removing v .*

Proof. By our assumption on the size of T_2 , there must exist 16 consecutive clean faces in some brick P . Indeed, by [Lemma 14](#) there are at most $36k$ vertices in T_2 incident to any special face of D_2 , meaning that at least $384k + 1$ vertices in T_2 which are incident exclusively to faces occurring in bricks. The existence of P then follows by the number of bricks being upper-bounded by $24k$ as per [Observation 15](#). Let us denote the faces occurring in P as f_1, \dots, f_{16} and recall that each of these faces of $D_{a,b}$ only contain vertices of degree 1 and 0 in D . For $2 \leq i \leq 16$, let v_i be the unique vertex in T_2 shared by f_i and f_{i+1} ; let v_1 (v_{17}) be the unique vertex in T_2 on the boundary of f_1 (f_{16} , respectively) but no other face in P .

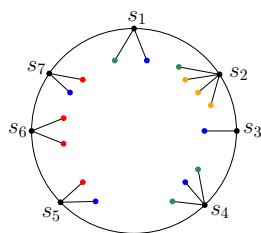
Let us call a clean face *superclean* if it does not contain any degree-0 and degree-1 vertices from the same clusters as those of a and b . Assume that there are no three consecutive superclean faces in f_1, \dots, f_{16} . Then we claim that \mathcal{I} must be a no-instance: indeed, a solution for CPLS consists of a set of curves which only traverse each vertex at most once, but at most two curves for the clusters of a and b can only visit at most four out of the sixteen faces in f_1, \dots, f_{16} .

We proceed by assuming that a consecutive set of three of the above faces, say $f_{i-1}f_i f_{i+1}$, are superclean. For $j \in \{i, i+1\}$, let v_j be *bad* if it belongs to a different cluster than v_{j-1} and v_{j+1} but the two latter vertices belong to the same cluster. Observe that if both v_i and v_{i+1} are bad then \mathcal{I} must be a no-instance: indeed, in this case no curve can connect v_{i-1} with v_{i+1} without crossing through a vertex belonging to another cluster. By symmetry, we proceed under the assumption that v_i is not bad.

Next, we check whether there is a vertex $c \in f_{i-1}$ such that c belongs to a cluster different from the cluster(s) of v_{i-1} and v_i , and yet the cluster of c also contains some vertex d outside of f_{i-1} . If this check succeeds then \mathcal{I} must be a no-instance since every curve connecting c to d must cross the boundary of f_i . We perform the analogous check for f_i , and then—assuming no such c exists—distinguish two cases based on the cluster of v_i :

For the first case, let v_i belong to the same cluster as either v_{i+1} or v_{i-1} . We provide the argument for the former case, whereas the latter case is entirely symmetric. Set $v := v_i$ and assume that the instance \mathcal{I}' obtained from \mathcal{I} by removing v is a yes-instance. A solution for \mathcal{I}' must contain a (possibly degenerate) curve for the cluster of v which touches v_{i+1} , and since v_{i+1} has degree 2 this curve can be assumed to either end at v_{i+1} or cross into f_i . In either of these cases, we can extend the curve to touch v_i in order to also obtain a solution for \mathcal{I} , whereas—since f_i is clean—the only other curve such an extension may need to intersect would be a curve in the solution of \mathcal{I}' connecting a to b . If this happens, we redraw the curve connecting a to b to follow the edges av and then vb in f_{i-1} whenever it would intersect into f_i ; this is safe since we ensured f_i is superclean. Hence, in this case we obtain a valid solution for \mathcal{I} , as desired.

For the second case, let v_i belong to a different cluster than both v_{i+1} and v_{i-1} , and recall that since v_i is not bad the latter two vertices must themselves belong to different clusters. Say that these vertices belong to the clusters V_s, V_p and V_q , respectively. Here, we need to perform a set of additional checks before proceeding: we check whether the set of degree-one vertices adjacent to a (or, symmetrically, b) inside f_i contains a pair of vertices x, y such that $x \in V_s, y \in V_q$, and the order of neighbors of a in a circular traversal around a



■ **Figure 4** An illustration of cluster types in a depicted face f . In this example, individual clusters are marked by colors and none of the vertices s_1, \dots, s_7 belong to any of the colored clusters. The types of the red, blue, yellow and green clusters are $\{f, s_5, s_6, s_7\}$, $\{f, s_1, s_3, s_4, s_5, s_7\}$, $\{f, s_2\}$ and $\{f, s_1, s_2, s_4\}$, respectively. Note that the depicted example cannot occur in a yes-instance since the curves for, e.g., the blue and red clusters would need to cross each other.

(or, symmetrically, b) contains the pattern v_{i+1}, y, x, v_i . If this check fails, then \mathcal{I} must be a no-instance since every curve connecting y to v_i must cross every curve connecting x to v_{i+1} . We also perform an analogous check for the face f_{i-1} .

Now assume that the above checks did not fail, and that the instance \mathcal{I}' obtained from \mathcal{I} by removing $v := v_{i+1}$ is a yes-instance. We construct a solution for \mathcal{I} from one for \mathcal{I}' as follows. For each cluster other than V_s , we keep their curves as in the solution for \mathcal{I}' , but with the difference that whenever such a curve would intersect either of the two edges incident to v_i we instead redraw it to follow that edge without crossing it; this is possible since by the non-badness of v_i , the check performed for choices of c and the supercleanliness of f_i and f_{i-1} , the only cluster that can contain vertices in both of these faces is V_s . Next, we construct a curve for the cluster V_s by first having it collect all of its vertices in f_{i-1} (in a circular order along the boundary of f_{i-1}), then traversing through v_i to f_i , and collecting all of its vertices in f_i . This concludes the construction of the sought-after solution for \mathcal{I} , and the lemma follows. ◀

Our next goal will be to reduce the size of T_1 . To do so, we will first reduce the total number of clusters occurring in the instance—in particular, while by now we have the tools to reduce the size of G_2 (and hence also the number of clusters intersecting $V(G_2) = T_2 \cup Z$), there may be many other clusters that contain only vertices in T_1 and T_0 . Let V_i be a cluster which does not intersect $V(G_2) = T_2 \cup Z$. Observe that if V_i contains vertices in more than a single face of D_2 , then \mathcal{I} must be a no-instance; for the following, we shall hence assume that this is not the case. In particular, for a cluster V_i such that all of its vertices are contained in a face f of D , we define its *type* $t(i)$ as follows. t_i is the set which contains f as well as all vertices v on the boundary of f fulfilling the following condition: each $v \in t(i)$ is adjacent to a pendant vertex $a \in V_i$ where a is drawn in f . An illustration of types is provided in Fig. 4.

For the next lemma, let τ be the set of all types occurring in \mathcal{I} .

► **Lemma 17.** *If $|V(G_2)| = \alpha$ and D_2 has β faces, then $|\tau| \leq 7\alpha + 8\beta$ or \mathcal{I} is a no-instance.*

Proof. To prove the lemma, it will be useful to consider the auxiliary planar graph G^* obtained from G_2 and its drawing D_2 by adding a vertex v_f into each face of D_2 and making it adjacent to each vertex of G_2 on the boundary of f . We call the newly created edges incident to v_f *marker edges*, and observe that—by the planarity of G^* and the fact that the marker edges induce a bipartite graph—the number of marker edges is upper-bounded by $2(\alpha + \beta)$. Crucially, each type $\{f, a_1, \dots, a_\ell\} \in \tau$ can be uniquely associated with the set of marker edges that is induced by v_f and the vertices in that type (in particular, these will be the edges connecting the face in the type to the vertices occurring in that type).

By the above, we can immediately conclude that the number of types of size 2 is upper-bounded by the total number of marker edges, i.e., $2(\alpha + \beta)$. The number of types of size 1 is trivially upper-bounded by β . As for a types of size 3, we observe the following: for each type in τ containing two vertices a_1, a_2 on the boundary of its face f , either there is a simple closed curve in f connecting a_1 to a_2 which does not cross any part of D_2 or any

other such simple closed curve for types of size 3, or \mathcal{I} is a no-instance. In other words, we can enhance D_2 by adding, for each $\{f, a_1, a_2\} \in \tau$, an edge a_1a_2 into f while maintaining planarity (or, if this fails, we can correctly reject the instance). By planarity, it then follows that the number of types of size 3 cannot exceed $3(\alpha + \beta)$.

Finally, for types of size at least 4, a hypothetical solution would have to add curves into D_2 connecting all the pendant vertices contributing to that type while maintaining planarity. Thus, we can once again invoke Lemma 13.3 in [27] (i.e., Lemma 13) to bound the total combined number of clusters in all such types—and hence also the number of types of size at least 4—by $2\alpha + 2\beta$, whereas if this bound is exceeded then we correctly identify that \mathcal{I} is a no-instance. ◀

Lemma 17 allows us to bound the total number of cluster types in the instance via Lemma 18 below. The proof relies on a careful case analysis that depends on the size of the cluster types of the considered clusters; for cluster types of size at least 4 we directly obtain a contradiction with planarity, but for cluster types of size 2 or 3 we identify “rainbow patterns” that must be present and allow us to simplify the instance.

► **Lemma 18.** *Assume there are three distinct clusters, say V_1, V_2 and V_3 , which do not intersect $V(G_2)$ and all have the same type of size at least 2. Then we can, in polynomial time, either correctly identify that \mathcal{I} is a no-instance or find a non-empty set $A \subseteq T_1$ with the following property: \mathcal{I} is a yes-instance iff so is the instance \mathcal{I}' obtained from \mathcal{I} by removing A .*

Proof. Let f be the unique face in $t(1)$. Assume $|t(1)| = 2$ and in particular $t(1) = \{f, a\}$ for some a on the boundary of f . If V_1 contains only a single vertex, then the claim holds by setting $A := V_1$. Otherwise, let $b, c \in V_1$, and let L be the set of all pendant vertices adjacent to a that occur between b and c when traversing the boundary of f in D (in particular, every vertex in L must be a pendant vertex attached to a , just like b and c). Notice that all vertices in L as well as b and c must lie in different clusters than the one containing a . We distinguish two cases:

1. If L contains at least one vertex $d \in V_i$ such that V_i also contains at least one vertex inside f which lies outside of L , then we identify \mathcal{I} as a no-instance. This is correct, since a solution would need to draw a curve for V_i and this would necessarily cross the curve connecting b to c ;
2. Otherwise, we set $A := \{c\}$. This is correct, since every hypothetical solution for \mathcal{I}' obtained after removing c can be extended to a solution for \mathcal{I} as follows: at the point where the curve for V_1 reaches b , we let it (a) follow the edge ba , then follow the boundary of all curves and edges incident to L , then follow the edge ac to reach c , and finally backtrack its steps to return to b . The fact that a hypothetical solution for \mathcal{I} implies the existence of a solution for \mathcal{I}' follows directly by yes-instances being closed under vertex deletion.

Next, assume $|t(1)| = 3$ and in particular $t(1) = \{f, s, t\}$ for some s, t on the boundary of f , and let V_s and V_t be the clusters containing s and t , respectively; notice that V_s could be identical to V_t . For $1 \leq j \leq 3$, let s^j (t^j) denote an arbitrary vertex in V_j adjacent to s (t , respectively). By renaming these three clusters, we may assume w.l.o.g. that in a traversal of the boundary of f , we encounter these vertices in the order $(s^1, s^2, s^3, t^3, t^2, t^1)$, meaning that they form a “rainbow pattern”. Indeed, if this were not the case, then a hypothetical solution would need to have the curves for at least two of these clusters intersect each other, meaning that we can immediately reject instances without this rainbow pattern. Moreover,

a circular traversal of f allows us to partition the vertices in T_1 based on their position w.r.t. the rainbow pattern identified above. In particular, let

- L_0 be the vertices encountered from t^1 to s^1 ,
- L_1 be the vertices encountered from s^1 to s^2 and from t^2 to t^1 ,
- L_2 be the vertices encountered from s^2 to s^3 and from t^3 to t^2 ,
- L_3 be the vertices encountered from s^3 to t^3 .

For L_1 and L_2 , we can now perform an analogous case distinction as we did for L in the case of $|t(1)| = 2$ earlier. In particular:

1. If L_1 contains at least one vertex $d \in V_i$ such that V_i also contains at least one vertex in L_2 , then we identify \mathcal{I} as a no-instance. This is correct, since a solution would need to draw a curve for V_i and this would necessarily cross the curve connecting s^2 to t^2 ;
2. Otherwise, we set $A := \{s^2\}$. This is correct, since every hypothetical solution for \mathcal{I}' obtained after removing s^2 can be extended to a solution for \mathcal{I} as follows. First, we observe that a solution for \mathcal{I}' cannot separate s^2 from t^2 due to the condition stated in the previous point not being satisfied. Hence, to extend a solution for \mathcal{I}' to \mathcal{I} we can extend the curve for V_2 as follows: when it touches t^2 it will make a detour to reach s^2 , and then route back to the vicinity of t^2 , and then proceed as per the original solution for \mathcal{I}' . The fact that a hypothetical solution for \mathcal{I} implies the existence of a solution for \mathcal{I}' follows directly by yes-instances being closed under vertex deletion.

Finally, if $|t(1)| \geq 4$ then a hypothetical solution would need to contain three pairwise non-crossing curves connecting the three vertices on the boundary of f belonging to $t(1)$ (implying the existence of a $K_{3,3}$ with one side being obtained by the contraction of the three clusters), which is not possible by the planarity of the solution. ◀

Having bounded the number of cluster types (Lemma 17) and the number of clusters of each type (Lemma 18), it remains to bound the number of vertices in each of the clusters.

► **Lemma 19.** *Let $a \in V(G_2)$ and f be a face of D_2 incident to a , and let k be the size of a provided vertex cover of G . Assume a cluster V_i contains at least $2k + 3$ vertices in T_1 that are adjacent to a and lie in f . Then we can, in polynomial time, either correctly identify that \mathcal{I} is a no-instance, or find a vertex $q \in V_i \cap T_1$ such that \mathcal{I} is a yes-instance if and only if so is the instance \mathcal{I}' obtained by deleting q .*

Proof. Let v_1, \dots, v_{2k+3} be the first $2k + 3$ vertices in $V_i \cap T_1$ in the neighborhood of a encountered when walking in a counterclockwise manner along the boundary of f . For each $j \in [2k + 2]$, let L_j denote the set of vertices in T_1 that are encountered in the same traversal between v_j and v_{j+1} ; note that L_j may be empty. Let L^* be the set of all vertices encountered by following the counterclockwise traversal beyond v_{2k+3} . To avoid confusion, we remark that L^* will also contain vertices outside of T_1 .

We say that L_j is *bad* if it contains at least one vertex $d \in L_j \cap V_p$ (for some p) such that V_p also contains at least one vertex in or on the boundary of f but outside of L_j ; more precisely, it contains a vertex in either L^* or in $L_{j'}$ for some $j' \neq j$. If L_j is not bad, then we call it *good*. We now distinguish two cases that are somewhat analogous to the cases considered in the proof of Lemma 18.

Assume there are at least $2k + 2$ bad sets $L_{j_1}, \dots, L_{j_{2k+2}}$. We claim that in this case, \mathcal{I} can be rejected. Indeed, let us consider a hypothetical solution for \mathcal{I} , and notice that such a solution must include a curve that connects a vertex from each L_{j_u} , $u \in [2k + 2]$, to some vertex on the boundary of f in D that lies outside of L_{j_u} . Crucially, such a curve must

separate v_{j^u} from $v_{j^{u+1}}$ in f , and in particular the set of these curves partition f into $2k + 3$ many connected regions such that each of the vertices v_{j^u} lies in a separate region.

Next, we consider the curve for V_i in the hypothetical solution and divide it into $2k + 1$ subcurves which start and end at the individual vertices v_{j^u} , $u \in [2k + 2]$; note that the curve for V_i need not visit the vertices in V_i in any particular order (and, e.g., not in the order v_1, \dots, v_{2k+3}). However, each of the at least $2k + 1$ subcurves would have to cross through the boundary of f in D_2 —but this is a contradiction with the fact that the boundary of f in D_2 cannot have more than $2k$ vertices due to k being the size of a provided vertex cover of G .

Hence, we are left with the case where there are at most $2k + 1$ bad sets L_j . Since the total number of such sets is $2k + 2$, there must be at least one good set, say L_p . We now set $q := v_p$. To conclude the proof, it remains to argue that a hypothetical solution S for \mathcal{I}' can be extended to a solution for \mathcal{I} (the converse holds by the fact that yes-instances are closed under vertex deletion). Towards this, we begin by first taking S and topologically shifting each of the curves which happen to intersect or touch the edge av_p to avoid any collisions; this can be done without causing any new intersections between the shifted curves and other edges of D or other curves since v_p is a pendant vertex.

Before proceeding, it will be useful to observe that since L_p is good, the drawing of all the curves in S intersecting the vertices in L_p does not touch the boundary of f outside of L_p . Let us denote by δ the curve in S for the cluster V_0 containing a . For our second step of adapting S , we alter the curve ι for V_i as follows: when the curve touches v_{p+1} , we route it along the edge $v_{p+1}a$ and then have it follow the boundary of $f \cup (S \setminus \{\iota\})$ until it reaches v_p . We then have ι touch v_p and subsequently backtrack in the same way until we get back to v_{p+1} , and at that point we follow the original route of ι . As observed at the beginning of this paragraph, this can be done without crossing any edge in D and any curve in S possibly except for δ .

For our third and final step of adapting S , we reroute δ to obtain a solution for \mathcal{I} . Specifically, at this point δ may cross ι if it enters or exits from a between v_p and v_{p+1} (in a counterclockwise circular traversal of the edges incident to a), and this may happen up to two times. We alter the drawing of δ as follows: whenever it enters (or exits) a between v_p and v_{p+1} , we instead enter (or exit) a immediately to the left of v_p , then have δ follow along the edge av_p and then along the boundary of ι until we reach the angular position at which δ originally entered (or exited) a , at which point we have δ follow its original route. Now none of the curves cross each other or any of the edges in D , and hence we have obtained a solution for \mathcal{I} as required. ◀

We now have all the ingredients required to obtain our polynomial kernel:

► **Theorem 20.** *CPLSF has a cubic kernel when parameterized by the vertex cover number.*

Proof. We begin by computing a vertex cover X of size at most $2k$ and then the set Z whereas $|Z| \leq 6k$. We then exhaustively apply [Lemma 16](#) to either solve the input instance or reduce the number of vertices in T_2 to at most $840k$. At this point G_2 has at most $846k$ vertices and hence at most $1692k$ faces.

We now invoke [Lemma 17](#) to either reject the instance or obtain a guarantee that the number $|\tau|$ of types of clusters which do not intersect $V(G_2)$ is at most $5922k + 13536k = 19458k$. Next, we exhaustively apply [Lemma 18](#) to either solve the instance, or obtain a bound of $38916k$ on the total number of clusters which (1) do not intersect $V(G_2)$ and at the same time (2) contain at least one vertex in T_1 . For each cluster which contains vertices exclusively in T_0 , we check whether all of its vertices occur in the same face (in which case

we can safely delete it from the instance) or not (in which case we can reject the instance). Since the number of clusters which do intersect $V(G_2)$ is trivially upper-bounded by $840k$, we are guaranteed that the instance at this point contains at most $39756k$ clusters.

Before applying the final reduction rule, we need to bound the number of pairs (v, f) such that v is adjacent to at least one pendant vertex that is drawn in the face f . Towards this, let us consider the auxiliary graph H whose one side consists of X and whose other side consists of the set of faces in D_2 . We add an edge (v, f) into H whenever $v \in X$ is incident to the face f of D_2 . Since $|V(H)| \leq 2k + 1692k$ and H is a bipartite planar graph, the total number of edges in H is upper-bounded by $3388k$ —and this then also bounds the number of pairs (v, f) such that v is adjacent to at least one pendant vertex that is drawn in the face f . Now, we apply exhaustively [Lemma 19](#) for each of the at most $3388k$ choices of $(a, f) \in E(H)$ and for each choice V_i of the at most $39756k$ clusters remaining in the instance; at the end of this procedure, we have either solved the instance or are left with a guarantee that each V_i contains at most $4k + 3$ vertices in T_1 that are adjacent to a and lie in f . Altogether, this yields a bound of at most $538773312k^3 + 404079984k^2$ vertices in T_1 . Finally, we keep at most one isolated vertex per cluster in each of the faces of D , which allows us to bound the number of vertices in T_0 by $67267152 \cdot k^2$, completing our kernel. ◀

4.2 The Variable-Embedding Case

For CPLS, we can immediately observe that the vertices in T_0 are entirely irrelevant.

► **Observation 21.** *Let (G', \mathcal{V}') be the instance of CPLS obtained by removing all vertices in T_0 from (G, \mathcal{V}) . Then (G', \mathcal{V}') is a yes-instance of CPLS if and only if so is (G, \mathcal{V}) .*

Proof. If (G, \mathcal{V}) is a yes-instance, then so is (G', \mathcal{V}') since yes-instances are closed under vertex deletion. On the other hand, if (G', \mathcal{V}') admits a solution consisting of a drawing D and a set of curves, then we can construct a solution for (G, \mathcal{V}) by placing each vertex in T_0 directly on the curve for that cluster (whereas if the cluster was empty, we place all of the vertices next to each other in an arbitrary face of D). ◀

For the remainder of this subsection, we hence assume that $T_0 = \emptyset$. While ultimately our aim will be to reduce the size of each of the remaining neighborhood types, for now we will restrict ourselves to instead reduce the number of vertices belonging to the same cluster occurring in each of these neighborhood types.

► **Observation 22.** *Let $a, b \in T_1$ be two vertices that lie in the same neighborhood type and in the same cluster. Then (G, \mathcal{V}) is a yes-instance if and only if so is $(G - a, \mathcal{V} - a)$.*

Proof. One direction once again follows by the fact that yes-instances are closed under vertex deletion. For the non-trivial direction, assume we have a solution for $(G - a, \mathcal{V} - a)$. We can extend such a solution to a solution for (G, \mathcal{V}) by placing a at an ϵ -distance next to b in the drawing (for a sufficiently small ϵ). The edge connecting a to its neighbor follows the corresponding edge connecting b to that same neighbor, and when the curve for the cluster containing a and b visits b we route it through a and then let it return to b before proceeding. ◀

► **Lemma 23.** *Let $a, b, c, d \in T_2$ be four vertices that lie in the same neighborhood type and in the same cluster. Then (G, \mathcal{V}) is a yes-instance if and only if so is $(G - a, \mathcal{V} - a)$.*

Proof. One direction once again follows by the fact that yes-instances are closed under vertex deletion. For the non-trivial direction, assume we have a solution for $(G - a, \mathcal{V} - a)$,

let $v, w \in Z$ be the two neighbors of a, b, c, d and let V_i be the cluster containing a, b, c, d . Observe that the edges between b, c, d and v, w partition the plane into three regions, and that the curve for V_i in the hypothetical solution must cross into at least two of these regions. However, the only way such a curve may move from one region to the other is by passing through one of these vertices; without loss of generality and by symmetry, let us assume that is the vertex d . We can now extend the solution for $(G - a, \mathcal{V} - a)$ to a solution for (G, \mathcal{V}) by placing a right next to d and having the curve for V_i visit a either just before or just after it visits d . ◀

Observation 22 and **Lemma 23** allow us to deal with cases when there are large clusters; however, it may still happen that there are many clusters occurring in the instance. We first handle this case for clusters intersecting T_2 .

For a 2-vertex subset $Q = \{a, b\}$ of Z , let a cluster V_i occurring in T_Q be *Q-isolated* if $V_i \subseteq T_{\{a,b\}} \cup T_a \cup T_b$, and *isolated* if it is *Q-isolated* for some Q . We now show that if there are sufficiently many clusters in T_2 , then there must be at least two isolated clusters.

► **Lemma 24.** *Let $|Z| \leq p$ for some integer p . Assume that $|T_2| \geq 60p + 1$ and that we have exhaustively applied **Lemma 23**. Then the instance either contains two *Q-isolated* clusters for some $T_Q \subseteq T_2$, or must be a no-instance.*

Proof. Consider a hypothetical solution for (G, \mathcal{V}) consisting of a drawing D along with a set of curves. Recalling the definition of D_2 and of special and clean faces from **Section 4.1**, by **Lemma 14** we obtain that the number of vertices in T_2 that are incident to at least one special face in D is upper-bounded by $12p$. By the exhaustive application of **Lemma 23**, we are guaranteed that the number of vertices in T_2 which lie in the same cluster as those that are incident to at least one special face in D is upper-bounded by $36p$.

This means that there remain at least $24p + 1$ vertices in T_2 which are not incident to any special face, and these must lie in bricks as defined in **Section 4.1** whereas the number of bricks is upper-bounded by $8p$ by **Observation 15**. Hence, there must be a brick containing at least 4 vertices; these vertices all belong to the same $T_Q \subseteq T_2$ (for some Q) and must lie in at least two distinct clusters. Crucially, we observe that these two clusters must be *Q-isolated*, since their corresponding curves cannot leave their brick in D . This means that if (G, \mathcal{V}) is a yes-instance, then it must contain two *Q-isolated* clusters. ◀

► **Lemma 25.** *Let V_i, V_j be two $\{a, b\}$ -isolated clusters. Then (G, \mathcal{V}) is a yes-instance if and only if so is $(G - V_j, \mathcal{V} \setminus \{V_j\})$.*

Proof. As in the previous reduction rules, one direction follows by yes-instances being closed under vertex deletion. For the non-trivial direction, let us consider the drawing D used in a hypothetical solution for $(G - V_j, \mathcal{V} \setminus \{V_j\})$. The drawing of the curve for V_j in the solution together with the drawing of V_j in D only touches the drawing of $G - V_j$ at a and b and does not intersect any other curve in the solution. Hence, in the solution there must exist a curve α from a to b which does not intersect or touch any other part of D or any other curve in the solution (indeed, such an α may be obtained by following the boundary of the object described in the previous sentence). We duplicate α to construct $|V_j|$ -many such pairwise non-crossing a - b curves that are very close to each other, and place each vertex in V_j on its own a - b curve at an ϵ distance from a (for a sufficiently small ϵ). Notice that can extend D by adding each such vertex to a, b , or both by following the curve assigned to each vertex in V_j . Moreover, we can connect all of the vertices in V_j with a single curve that only intersects the rest of the drawing at the vertices of V_j by simply drawing a circular segment centered at a with radius ϵ . ◀

The above reduction rules are sufficient to deal with all vertices except for those in T_1 , i.e., the pendant vertices. We handle these with the following observation and two lemmas, which distinguish how large are the clusters containing these vertices.

► **Observation 26.** *Let $v \in T_1 \cap V_i$ be such that $|V_i| = 1$. Then (G, \mathcal{V}) is a yes-instance if and only if so is $(G - v, \mathcal{V} - v)$.*

► **Lemma 27.** *Let $Y = \{v \in T_1 \mid v \in V_i, |V_i| = 2\}$ be the set of all pendant vertices occurring in clusters of size 2. If $|Y| \geq 6|V(G_2)| + 2$, then we can in polynomial time either determine that (G, \mathcal{V}) is a no-instance, or identify a non-empty vertex subset $A \subseteq Y$ such that (G, \mathcal{V}) is a yes-instance if and only if so is $(G - A, \mathcal{V} \setminus A)$.*

Proof. Let V_Y be the set of all clusters intersecting Y ; clearly, $|Y| \leq 2|V_Y|$ and $|V_Y| \leq |Y|$. Towards the proof, let us consider the auxiliary bipartite G_Y obtained as follows. The vertex set of G_Y is $V(G_2)$. For each pair of vertices $w_1 w_2 \in V(G_Y)$, we add $w_1 w_2$ to $E(G_Y)$ if and only if there is a cluster $V_x \in V_Y$ with the following property: for each $i \in \{1, 2\}$, either $w_i \in V_x$ or w_i is adjacent to some vertex in $Y \cap V_x$. Crucially, if (G, \mathcal{V}) is a yes-instance then G_Y must be planar. Indeed, a planar drawing of G_Y can be obtained from a solution for (G, \mathcal{V}) by copying the placement of all vertices in the solution, and for each edge $e \in E(G_Y)$ tracing the curve corresponding to that cluster, whereas whenever the curve ends at a pendant vertex we then follow the edge connecting it to its neighbor in $V(G_Y)$.

Hence, if G_Y is not planar then we can immediately reject the instance, and otherwise it contains at most $3|V(G_2)|$ many edges. Since $6|V(G_2)| + 2 \leq |Y|$, we have that $3|V(G_2)| + 1 \leq |V_Y|$. By the pigeon-hole principle, there must some edge, say $w_1 w_2 \in E(G_2)$, which was “created twice”—more precisely, both w_1 and w_2 are adjacent to pendants from (or belong to) two different clusters $V_a, V_b \in V_Y$. Let us set $A := V_a \cap Y$ (in particular, A could either be the whole V_a or one pendant in V_a , depending on whether the other vertex in V_a is a vertex of G_2 or not).

To conclude the proof, it remains to argue that if $(G - V_q, \mathcal{V} \setminus \{V_q\})$ is a yes-instance, then so is (G, \mathcal{V}) . Towards this, we observe that a solution for the former can be extended for the latter by drawing at most two pendants in V_q right next to the placement of the two pendants in V_b (but on the same side of the curve for V_b). A curve connecting the two vertices in V_q can then be drawn by simply following the curve for V_b . ◀

► **Lemma 28.** *Let $Y = \{v \in T_1 \mid v \in V_i, |V_i| \geq 3\}$ be the set of all pendant vertices occurring in clusters of size at least 3. If $|Y| \geq 15|V(G_2)| + 1$, then (G, \mathcal{V}) is a no-instance.*

Proof. We begin by following the idea of the previous proof, and set V_Y to be the set of all clusters intersecting Y ; note that unlike in the previous proof, here V_Y could be much smaller than Y . Let us now consider a hypothetical solution for (G, \mathcal{V}) consisting of a drawing D along with a curve associated with each cluster. We say that such a curve *visits* a vertex v of G_2 if it either touches or passes through v , or if it touches or passes through a pendant in Y that is adjacent to v .

We once again construct an auxiliary graph G_Y , but this time the construction will be more involved. In particular, G_Y will be a bipartite graph with the first side of the bipartition being $V(G_2)$. For each cluster $V_i \in V_Y$ such that $\lfloor \frac{|V_i|}{3} \rfloor = p$, we now add p vertices v_i^1, \dots, v_i^p to the second side of the bipartition in G_Y , whereas v_i^1 will be adjacent to the first $3 + (|V_i| \bmod 3)$ vertices visited by the curve for V_i , and each subsequent v_i^2, \dots, v_i^p will be adjacent to the next 3 vertices visited by the curve for V_i . Observe that while V_Y could be much smaller than Y , the number of vertices in the second side of the bipartition of G_2 —which we

hereinafter denote V_Y^{split} —is lower-bounded by $\frac{|Y|}{5}$, and every vertex in V_Y^{split} has degree at least 3.

Crucially, we can again argue that this new graph G_Y must be planar. Indeed, the curves for the clusters in V_Y are pairwise non-crossing, and this also holds if we split the curves into subcurves (one for each set of vertices adjacent to the second side of the bipartition of G_2). A planar drawing of G_Y can then be obtained from the solution by placing each vertex v_i^j at an arbitrary position on its corresponding subcurve and then tracing the subcurve to draw all of the edges to its neighbors in G_2 without interfering with any other subcurve.

Since G_Y is planar, by the argument of [Lemma 13](#) we obtain a guarantee that if (G, \mathcal{V}) admits a solution then $|V_Y^{\text{split}}| \leq 3|V(G_2)|$. We already observed that $\frac{|Y|}{5} \leq |V_Y^{\text{split}}|$, and so we obtain that either $|Y| \leq 15|V(G_2)|$ or (G, \mathcal{V}) must be a no-instance. ◀

► **Theorem 29.** *CPLS has a linear kernel when parameterized by the vertex cover number.*

Proof. We begin by computing a vertex cover X of size at most $2k$ and then the set Z whereas $|Z| \leq 6k$. [Observation 21](#) allows us to remove all isolated vertices from the instance, and we exhaustively apply [Observation 22](#) and [Lemma 23](#). At this point, our instance contains at most $6k$ vertices in Z , and we are guaranteed that each cluster contains at most three vertices in each neighborhood type w.r.t. Z .

Next, we exhaustively check for isolated clusters, and if we detect two Q -isolated clusters then we delete one as per [Lemma 25](#). After this step, we apply [Lemma 24](#) to either reject the instance or obtain a guarantee that $|T_2| \leq 360k$. We now exhaustively apply [Observation 26](#), [Lemma 27](#) and [Lemma 28](#) to either reject the instance, or obtain an upper-bound on $|T_1|$ of $(6|V(G_2)| + 2) + (15|V(G_2)| + 1)$, where $V(G_2) = Z \cup T_2$. Altogether, this yields the bound $|T_1| \leq 21 \cdot (366k) + 3 = 7686k + 3$.

The theorem now follows simply by the fact that the vertices in G are partitioned into Z , T_2 and T_1 , with the kernel having a size guarantee of at most $8052k + 3$. ◀

As an immediate consequence of [Theorem 29](#) and [Theorem 1](#), we can obtain an improved asymptotic running time for solving CPLS:

► **Corollary 30.** *CPLS can be solved in time $2^{\mathcal{O}(k)} \cdot n^{\mathcal{O}(1)}$, where k and n are the vertex cover number and the number of vertices of the input graph, respectively.*

5 NP-completeness

The CPLS problem was shown NP-complete even for independent c-graphs with an unbounded number of clusters, whose underlying graph is a subdivision of 3-connected planar graph [\[4\]](#). It is a simple exercise to show that CPLS is NP-complete for trees and for forests of stars. To this aim, consider the following transformation applied to an edge (u, v) of a c-graph: (i) subdivide the edge (u, v) with two dummy vertices u' and v' , (ii) remove the edge (u', v') , and (iii) assign u' and v' to a new cluster. Clearly, this yields an equivalent instance of CPLS. Applying the above procedure to a connected graph as long as there exist cycles yields a tree, whereas applying this procedure to all edges yields a forest of stars.

We establish the NP-completeness of CPLS and CPLSF when restricted to instances with up to three clusters. The proof is based on a polynomial-time Turing reduction from the NP-complete BIPARTITE 2-PAGE BOOK EMBEDDING problem [\[5\]](#).

In the following, we show the NP-completeness of the CPLS problem for instances with up to three clusters, even if the underlying graph has a prescribed embedding. To this aim, we will employ a polynomial-time Turing reduction from the NP-complete BIPARTITE 2-PAGE

BOOK EMBEDDING (for short, B2PBE) problem [5]. A *polynomial-time Turing reduction* (or *Cook reduction*) from a problem \mathcal{A} to a problem \mathcal{B} , denoted $\mathcal{A} \leq_T^P \mathcal{B}$, is an algorithm that solves \mathcal{A} using a polynomial number of calls to a subroutine for \mathcal{B} , and polynomial-time additional extra time.

Let $G = (U_b, U_r, E)$ be a bipartite planar graph, where the vertices in U_b and U_r are called *black* and *red*, respectively. A *bipartite 2-page book embedding* of G is a planar embedding \mathcal{E} of G in which the vertices are placed along a Jordan curve $\ell_{\mathcal{E}}$, called *spine* of \mathcal{E} , the black vertices appear consecutively along $\ell_{\mathcal{E}}$ (and, hence, the red vertices do as well), and each edge lies entirely in one of the two regions of the plane, called *pages*, bounded by $\ell_{\mathcal{E}}$. The B2PBE problem asks whether a given bipartite graph admits a bipartite 2-page book embedding.

Let G^+ be a planar supergraph of G whose vertex set is $U_b \cup U_r$ and whose edge set is $E \cup E(\sigma)$, where σ is a cycle that traverses all the vertices of U_b (and, thus, also of U_r) consecutively. A cycle σ exhibiting the above properties is a *connector* of G , and its edges are called *connecting edges*¹⁰. A connecting edge is *black* if it connects two black vertices, and it is *red* if it connects two red vertices. By definition, σ is a Hamiltonian cycle of G^+ consists of four paths: A path $\pi_b = (b_s, \dots, b_t)$ passing through all the vertices of U_b (consisting of black connecting edges), a path $\pi_r = (r_s, \dots, r_t)$ passing through all the vertices of U_r (consisting of red connecting edges), and two edges, namely, the edge (b_t, r_s) and the edge (r_t, b_s) . The end-vertices of π_b and the end-vertices of π_r are the *black* and the *red end-vertices* of σ , respectively. We will exploit the following characterization for the B2PBE problem.

► **Lemma Q** ([5]). *A bipartite graph $G = (U_b, U_r, E)$ admits a bipartite 2-page book embedding if and only if it admits a connector.*

We will exploit a specialized version of the B2PBE problem, which we call BIPARTITE 2-PAGE BOOK EMBEDDING WITH PRESCRIBED END-VERTICES (for short, B2PBE-PE), defined as follows. Given a bipartite planar graph $G = (U_b, U_r, E)$ and an ordered quadruple $(b_s, b_t, r_s, r_t) \in U_b \times U_b \times U_r \times U_r$, the B2PBE-PE problem asks whether G admits a bipartite 2-page book embedding \mathcal{E} in which the vertices b_s , b_t , r_s , and r_t appear in this counter-clockwise order along the spine of \mathcal{E} . By Lemma Q and the definition of connector, we immediately get the following.

► **Lemma R.** *A bipartite graph $G = (U_b, U_r, E)$ with distinct vertices $b_s, b_t \in U_b$ and $r_s, r_t \in U_r$ admits a bipartite 2-page book embedding \mathcal{E} in which the vertices b_s , b_t , r_s , and r_t appear in this counter-clockwise order along the spine of \mathcal{E} if and only if it admits a connector σ in which b_t immediately precedes r_s counter-clockwise along σ and r_t immediately precedes b_s counter-clockwise along σ .*

For convenience, the above statements can be essentially summarized as follows:

► **Lemma 31.** *A bipartite graph $G = (U_b, U_r, E)$ with distinct vertices $b_s, b_t \in U_b$ and $r_s, r_t \in U_r$ is a positive instance of B2PBE-PE iff it admits a connector σ in which b_t and r_t immediately precede r_s and b_s , respectively, counter-clockwise along σ .*

Next, we prove the main result of the section, which rules out the existence of fixed-parameter tractable algorithms for the CLUSTERED PLANARITY WITH LINEAR SATURATORS problem parameterized by the number of clusters, unless $P = NP$.

¹⁰In [5], connectors are called *saturators* and connector edges are called *saturating edges*. To avoid confusion with the the standard notions of *saturation* and *saturating edges* used in the context of C-PLANARITY that we adopt in this paper (see Section 2), we have decided to rename such concepts within the extend of this section.

► **Theorem 32.** *Both CPLS and CPLSF are NP-complete, even when restricted to instances with at most three clusters.*

Proof. The membership in NP is obvious. In fact, given an independent c-graph $\mathcal{C} = (G, \{V_1, \dots, V_k\})$, it is possible to verify in (deterministic) polynomial time whether a given collection Z_1, \dots, Z_k of sets of non-edges of G , one for each of the k clusters of \mathcal{C} , is such that $G \cup \bigcup_{i=1}^k Z_i$ is planar (possibly, for CPLSF, respecting a fixed embedding of G) and, for each $i \in [k]$, the graph $G_i = (V_i, Z_i)$ is a path.

In the remainder, we show the NP-hardness of the CPLS problem, when the input independent c-graph contains only three clusters (hereafter denoted, for short, as the CPLS-3 problem). As discussed at the end of the proof, the same reduction shows that CPLSF is NP-hard for instances with at most three clusters. Our reduction is from the B2PBE problem, which is known to be NP-complete [5]. In fact, it is shown in [5] that the NP-hardness holds even for 2-connected graphs with a *fixed embedding* (for details, see also [5]). The NP-hardness of B2PBE immediately implies the NP-hardness of the B2PBE-PE problem for the same restricted instances. In fact, given a bipartite graph G , the B2PBE problem for G can be solved using a polynomial number of calls to a sub-procedure solving B2PBE-PE for all possible pairs of end-vertices, and in addition to that spends only polynomial time. That is, $\text{B2PBE} \leq_T^P \text{B2PBE-PE}$. In Claim S below, we show a polynomial-time many-one reduction, denoted by \leq_m^P , from B2PBE-PE to CPLS-3. This provides, in combination with the polynomial-time Turing reduction from B2PBE to B2PBE-PE, a polynomial-time Turing reduction from B2PBE to CPLS-3, which proves the statement.

In our reduction from B2PBE-PE to CPLS-3, we will use the following gadgets. The *originating gadget* (see Fig. 5a) is an independent c-graph $\mathcal{Q} = (G_{\mathcal{Q}}, \mathcal{V}_{\mathcal{Q}})$, where $\mathcal{V}_{\mathcal{Q}} = \{V_r^{\mathcal{Q}}, V_b^{\mathcal{Q}}, V_c^{\mathcal{Q}}\}$ consists of three clusters, defined as follows. The underlying graph $G_{\mathcal{Q}}$ of \mathcal{Q} is obtained from the union of the 4-cycle $(b'_t, \beta, r'_s, \psi)$ (called *outer cycle* of \mathcal{Q}), of the 4-cycle $(\alpha, r^*, \omega, b^*)$ (called *inner cycle* of \mathcal{Q}), and of the edges (b'_t, α) , (β, r^*) , (r'_s, ω) , (ψ, b^*) , and (r^*, b^*) . The clusters of \mathcal{Q} are $V_b^{\mathcal{Q}} = \{b'_t, b^*\}$, $V_r^{\mathcal{Q}} = \{r'_s, r^*\}$, and $V_c^{\mathcal{Q}} = \{\alpha, \beta, \psi, \omega\}$. The *traversing gadget* (see Fig. 5c) is an independent c-graph $\mathcal{P} = (G_{\mathcal{P}}, \mathcal{V}_{\mathcal{P}})$, where $\mathcal{V}_{\mathcal{P}} = \{V_b^{\mathcal{P}}, V_r^{\mathcal{P}}, V_c^{\mathcal{P}}\}$ has three clusters, obtained from the originating gadget \mathcal{Q} by removing the edge (r^*, b^*) and by renaming the vertices β , r'_s , ψ , b'_t , r^* , ω , b^* , and α as μ , r'_t , ν , b'_s , r^\diamond , χ , b^\diamond , and λ , respectively. The clusters of \mathcal{P} are $V_b^{\mathcal{P}} = \{b'_s, b^\diamond\}$, $V_r^{\mathcal{P}} = \{r'_t, r^\diamond\}$, and $V_c^{\mathcal{P}} = \{\lambda, \mu, \nu, \chi\}$. In particular, (b'_s, μ, r'_t, ν) is the *outer cycle* of \mathcal{P} and $(\lambda, r^\diamond, \chi, b^\diamond)$ is the *inner cycle* of \mathcal{P} . Observe that, the underlying graphs of \mathcal{P} and \mathcal{Q} are 3-connected. An illustration of the gadgets defined above is provided in Fig. 5.

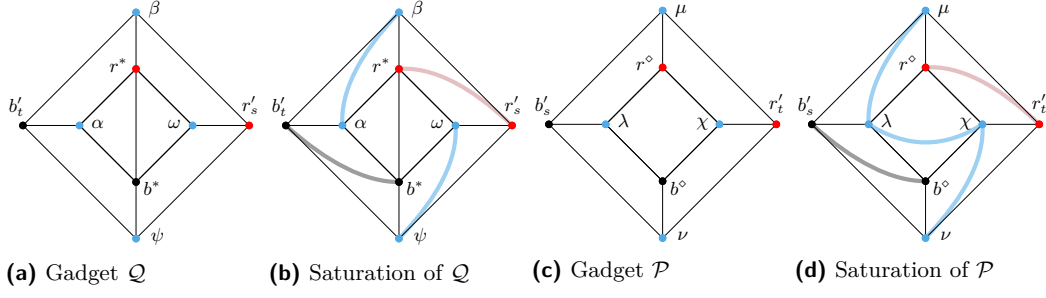
Let W be a graph with 4 special vertices b_s , b_t , r_b , and r_t . Let W^* be the graph obtained by taking the union of W , $G_{\mathcal{Q}}$, and $G_{\mathcal{P}}$ and by identifying the vertices b_t and r_s of W with the vertices b'_t and r'_s of $G_{\mathcal{Q}}$, respectively, and by identifying the vertices b_s and r_t of W with the vertices b'_s and r'_t of $G_{\mathcal{P}}$, respectively. We say that W^* is a *PQ-merge* of W .

We are now ready to prove the following.

► **Claim S.** $\text{B2PBE-PE} \leq_m^P \text{CPLS-3}$.

Proof. Given a connected bipartite planar graph $G = (U_b, U_r, E)$ and an ordered quadruple $(b_s, b_t, r_s, r_t) \in U_b \times U_b \times U_r \times U_r$, we construct an independent c-graph $\mathcal{C} = (H, \{V_b, V_r, V_c\})$ with three clusters as follows (see also Fig. 6).

1. First, we initialize the underlying graph H of \mathcal{C} to be the \mathcal{PQ} -merge of G (which is well-defined, since G contains the 4 distinct vertices b_s , b_t , r_s , and r_t). Also, we initialize $V_b = U_b \cup \{b^*, b^\diamond\}$, $V_r = U_r \cup \{r^*, r^\diamond\}$, and $V_c = \{\alpha, \beta, \lambda, \mu, \nu, \chi, \psi, \omega\}$.



■ **Figure 5** Illustrations for the gadget \mathcal{Q} and \mathcal{P} .

2. Second, we subdivide, in H , each edge e of $E(G)$ with a dummy vertex c_e and assign the vertex c_e to V_c . We say that c_e *stems from* e .

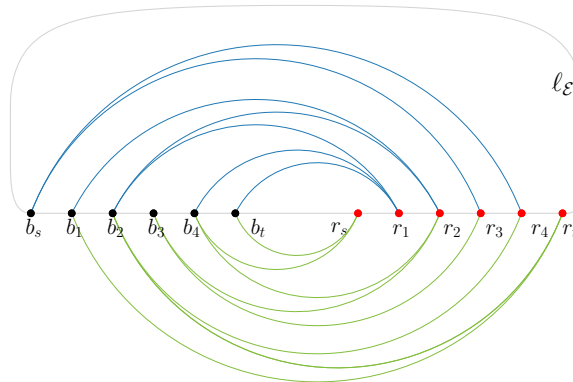
Clearly, the above reduction can be carried out in polynomial time, in fact, in linear time, in the size of G . In what follows, we show that \mathcal{C} is a positive instance of CPLS-3 if and only if (G, b_s, b_t, r_s, r_t) is a positive instance of B2PBE-PE.

(\Rightarrow) Suppose first that G admits a bipartite 2-page book embedding \mathcal{E} in which the end-vertices b_s, b_t, r_s , and r_t appear in this counter-clockwise order along the spine of \mathcal{E} (see Fig. 6a). Then, by Lemma R, G admits a connector σ in which b_t immediately precedes r_s counter-clockwise along σ and r_t immediately precedes b_s counter-clockwise along σ . Recall that σ consists of four paths: A path $\pi_b = (b_s, \dots, b_t)$ passing through all the vertices in U_b (consisting of black connecting edges), a path $\pi_r = (r_s, \dots, r_t)$ passing through all the vertices in U_r (consisting of red connecting edges), the edge (b_t, r_s) , and the edge (r_t, b_s) . Let \mathcal{E}_σ be any planar embedding of $G_\sigma = (V(G), E(G) \cup E(\sigma))$, which exists by the definition of connector (see Fig. 6b). All the faces of \mathcal{E}_σ are incident to a single subpath of π_b and to a single subpath of π_r . Moreover, \mathcal{E}_σ has the following properties:

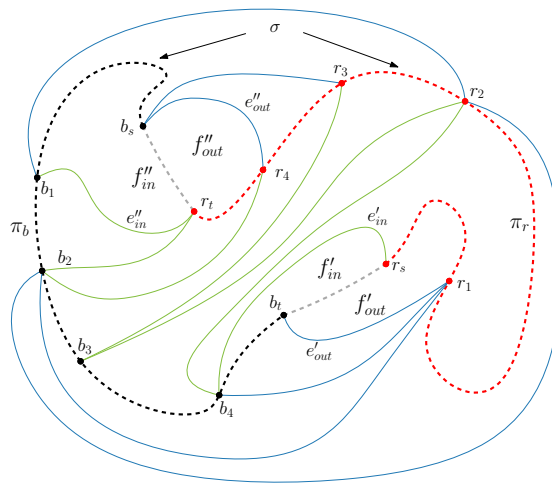
- Pi There exists a unique face f'_{in} (resp. f'_{out}) of \mathcal{E}_σ that lies in the interior of σ (resp. in the exterior of σ) and is incident to the edge (b_t, r_s) . Similarly, there exists a unique face f''_{in} (resp. f''_{out}) of \mathcal{E}_σ that lies in the interior of σ (resp. in the exterior of σ) and is incident to the edge (r_t, b_s) . Moreover, each of these faces is incident to a unique edge connecting a black and a red vertex; we let $e'_{in}, e'_{out}, e''_{in}$, and e''_{out} be these edges incident to $f'_{in}, f'_{out}, f''_{in}$, and f''_{out} , respectively.¹¹ We call these faces *extremal*.
- Pii All other faces of \mathcal{E}_σ are incident to exactly two edges connecting a black and a red vertex. We call such faces *transversal*.

We show that \mathcal{C} is a positive instance of CPLS-3. In particular, we shall compute sets Z_b, Z_r , and Z_c of non-edges of H such that $H^* = (V(H), E(H) \cup Z_b \cup Z_r \cup Z_c)$ is planar and such that $H[Z_b], H[Z_r]$, and $H[Z_c]$ are paths connecting the vertices of V_b , of V_r , and of V_c , respectively. To this aim, we show how to construct H^* and simultaneously a planar embedding \mathcal{E}_{H^*} of it, starting from \mathcal{E}_σ ; refer to Fig. 6c.

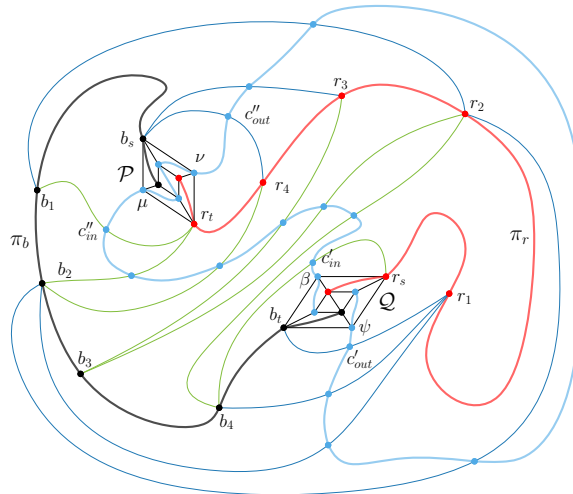
¹¹ It may happen that $f'_{in} = f''_{in}$, in which case the edges e'_{in} and e''_{in} do not exist. Similarly if $f'_{out} = f''_{out}$.



(a) A bipartite 2-page book embedding \mathcal{E} of a graph G in which the vertices $b_s, b_t, r_s,$ and r_t appear in this counter-clockwise order along the spine $\ell_{\mathcal{E}}$ of \mathcal{E} .



(b) A planar embedding \mathcal{E}_{σ} of the bipartite graph G together with a connector σ in which b_t immediately precedes r_s counter-clockwise along σ and r_t immediately precedes b_s counter-clockwise along σ . The edges of σ are dashed. The paths π_b and π_r are black and red, respectively. The edge (b_t, r_s) belongs to both G and σ .



(c) The planar embedding \mathcal{E}_{H^*} of the linear saturation H^* of the underlying graph of the independent c-graph \mathcal{C} , obtained from \mathcal{E}_{σ} .

■ **Figure 6** Illustrations for the proof of Claim S.

We initialize $H^* = G_\sigma$, $\mathcal{E}_{H^*} = \mathcal{E}_\sigma$, $Z_b = E(\pi_b)$, and $Z_r = E(\pi_r)$. Then, we draw each vertex c_e of V_c in the interior of the drawing of the edge $e = (b, r)$ of G it stems from, and let the two parts of e that connect c_e with b and with r be the drawing of the edges (b, c_e) and (c_e, r) of H , respectively. Second, by Properties **Pi** and **Pii**, we have that each transversal face contains exactly two vertices c_e and c_g of V_c . For each such face f , we add the edge (c_e, c_g) to Z_c and draw this edge inside f in \mathcal{E}_{H^*} . For simplicity, we will denote the unique vertex of V_c stemming from e'_{in} , e'_{out} , e''_{in} , and e''_{out} as c'_{in} , c'_{out} , c''_{in} , and c''_{out} , respectively. Also, we remove from H and \mathcal{E}_{H^*} the edge (b_t, r_s) and draw the originating gadget \mathcal{Q} arbitrarily close to the drawing of (b_t, r_s) so that b'_t coincides with b_t , so that r'_s coincides with r_s , and that no crossing is introduced. W.l.o.g., we assume that the drawing of \mathcal{Q} is such that the vertex β shares a face with c'_{in} and thus that the vertex ψ shares a face with the vertex c'_{out} . Similarly, we remove from H and \mathcal{E}_{H^*} the edge (r_t, b_s) and draw the traversing gadget \mathcal{P} arbitrarily close to the drawing of (r_t, b_s) so that b'_s coincides with b_s , so that r'_t coincides with r_t , and that no crossing is introduced. W.l.o.g., we assume that the drawing of \mathcal{P} is such that the vertex μ shares a face with c''_{in} and thus that the vertex ν shares a face with the vertex c''_{out} . Observe that the drawing of \mathcal{P} and \mathcal{Q} in \mathcal{E}_{H^*} leaves the vertices of H that do not belong to these graphs in the exterior of their outer cycles. This allows us to add the edges (b'_t, b^*) and (b'_s, b°) to H^* and Z_b , the edges (r'_s, r^*) and (r'_t, r°) to H^* and Z_r , and the edges (α, β) , (ψ, ω) , (μ, λ) , (λ, χ) , and (χ, ν) to H^* and Z_c , and to draw these edges planarly in \mathcal{E}_{H^*} . Notice that this concludes the construction of the sets Z_b and Z_r . To complete the construction of H^* and \mathcal{E}_{H^*} , we add to Z_c the edges (β, c'_{in}) , (μ, c''_{in}) , (ψ, c'_{out}) , and (ν, c''_{out}) , which can be done while preserving planarity as the endpoints of these edges are incident to distinct faces.¹² This concludes the construction of Z_c . Since H^* is planar and the graphs $H[Z_b]$, $H[Z_r]$, and $H[Z_c]$ are paths, we have that \mathcal{C} is a positive instance of CPLS-3.

(\Leftarrow) Suppose now that \mathcal{C} admits a planar saturation $H^* = (V(H), E(H) \cup \sum_{i=1}^3 Z_i)$ via three sets Z_1 , Z_2 , and Z_3 of non-edges of H such that $H[V_i]$ is a path, with $i \in [3]$. Let \mathcal{E}_{H^*} be a planar embedding of H^* . We show that (G, b_s, b_t, r_s, r_t) is a positive instance of B2PBE-PE. We will exploit the following property of a $\mathcal{P}\mathcal{Q}$ -merge of a 2-connected graph.

► **Property T.** *Let W be a 2-connected planar graph with 4 distinct vertices b_s , b_t , r_b , and r_t , and let W^* be a $\mathcal{P}\mathcal{Q}$ -merge of W . If W^* is planar, then in any planar embedding of W^* it holds that:*

- *the outer cycle of \mathcal{P} separates the vertices of the inner cycle of \mathcal{P} from the vertices in $V(W) \cup V(\mathcal{Q})$, and*
- *the outer cycle of \mathcal{Q} separates the vertices of the inner cycle of \mathcal{Q} from the vertices in $V(W) \cup V(\mathcal{P})$.*

Proof. In the following, we assume that W^* is planar and we let \mathcal{E}_{W^*} be any of its planar embeddings. Let $W_{\mathcal{P}}^- = W^*[V(W) \cup V(\mathcal{Q})]$. We show that (i) holds, i.e., we show that the outer cycle \mathcal{O} of \mathcal{P} separates the vertices of the inner cycle \mathcal{I} of \mathcal{P} from the vertices of $W_{\mathcal{P}}^-$; the proof that (ii) holds being analogous. First observe that, since \mathcal{P} is 3-connected, the vertices of \mathcal{I} must lie on the same side of \mathcal{O} . For a contradiction, suppose that there exists a vertex $u \in V(W_{\mathcal{P}}^-)$ that lies on the same side of \mathcal{O} that hosts the vertices of \mathcal{I} . W.l.o.g, vertex u and the vertices of \mathcal{I} lie in the interior of \mathcal{O} .

We highlight some properties that will soon turn useful. First, observe that $W_{\mathcal{P}}^-$ is 2-connected, since W and \mathcal{Q} are 2-connected and since $W_{\mathcal{P}}^-$ is obtained by identifying two

¹²It may happen that $f'_{in} = f''_{in}$, in which case we add the edge (β, μ) . Similarly if $f'_{out} = f''_{out}$, when we add the edge (ψ, ν) .

distinct vertices of W with two distinct vertices of \mathcal{Q} . By the same arguments, we also have that W^* is 2-connected. Moreover, by the definition of $\mathcal{P}\mathcal{Q}$ -merge, the vertices b_t and b_s form a separation pair of W^* .

Let $\mathcal{E}_{\mathcal{P}}$ be the planar embedding of \mathcal{P} induced by \mathcal{E}_{W^*} , which is unique (up to a flip and to the choice of the outer face) since \mathcal{P} is 3-connected. Since u lies in the interior of \mathcal{O} , then it must lie in the interior of one of the five faces of $\mathcal{E}_{\mathcal{P}}$ that are not bounded by the outer cycle of \mathcal{P} . Hereafter, we call these faces *inward*. Since W^* is 2-connected, there must exist in W^* two vertex-disjoint paths P' and P'' connecting u and any vertex of \mathcal{I} , say α . In particular, one of these paths, say P' , must pass through b_t and the other path must pass through r_s (due to the fact that b_t and r_s form a separation pair of W^*). Let P'_u be the subpath of P' from u to b_t and P''_u be the subpath of P'' from u to r_s . Then, either P'_u , or P''_u , or both must intersect the boundary of the inward face of $\mathcal{E}_{\mathcal{P}}$ that contains u , which contradicts the planarity of \mathcal{E}_{W^*} . ◀

Recall that the graph G is 2-connected and that, by construction, H is a $\mathcal{P}\mathcal{Q}$ -merge of a subdivision of G . Then, by [Property T](#) and since \mathcal{E}_{H^*} induces a planar embedding \mathcal{E}_H of H , we have that in \mathcal{E}_{H^*} it holds that **(a)** the outer cycle of \mathcal{Q} separates the vertices of the inner cycle of \mathcal{Q} from the vertices of $V(H)$ not in $V(\mathcal{Q})$. Similarly, we have that the outer cycle of \mathcal{P} separates the vertices of the inner cycle of \mathcal{P} from the vertices of $V(H)$ not in $V(\mathcal{P})$. We can exploit **(a)** and **(b)** to show the following.

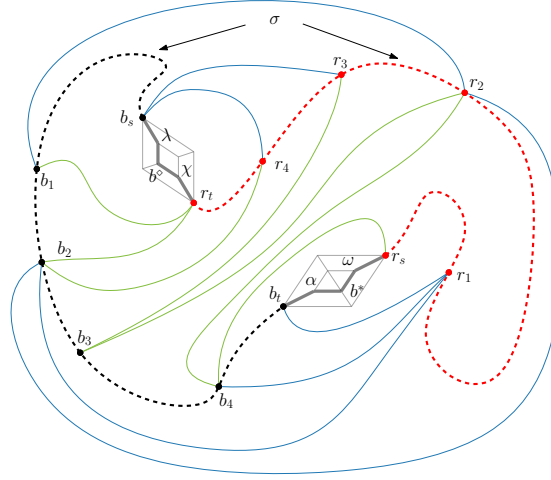
► **Claim U.** *The following statements about paths $P_b = H^*[V_b]$, $P_r = H^*[V_r]$, and $P_c = H^*[V_c]$ hold:*

- P_b contains the edges (b^*, b'_t) and (b^\diamond, b'_s) and has b^* and b^\diamond as endpoints;
- P_r contains the edges (r^*, r'_s) and (r^\diamond, r'_t) and has r^* and r^\diamond as endpoints; and
- P_c contains the edges (α, β) , (ν, χ) , (χ, λ) , (λ, μ) , and (ψ, ω) and has α and ω as endpoints.

Proof. Refer to [Figs. 5b](#) and [5d](#). By **(a)**, we have that the faces of the unique planar embedding of \mathcal{Q} that are not bounded by the outer cycle of \mathcal{Q} are also faces of \mathcal{E}_{H^*} . Thus, the only black vertex b^* shares a face with b'_t and the only red vertex r^* shares a face with r'_s . This implies that $(b^*, b'_t) \in Z_b$ and that $(r^*, r'_s) \in Z_r$. In turn, the presence of these two edges in H^* and the 3-connectivity of \mathcal{Q} , imply that β is the only cyan vertex that shares a face with vertex α and that ψ is the only cyan vertex that shares a face with vertex ω . Therefore, $(\alpha, \beta), (\psi, \omega) \in Z_c$. In particular, b^* is an endpoint of P_b , r^* is an endpoint of P_r , and α and ω are the two endpoints of P_c . By **(b)**, we have that the faces of the unique planar embedding of \mathcal{P} that are not bounded by the outer cycle of \mathcal{P} are also faces of \mathcal{E}_{H^*} . Thus, the only black vertex b^\diamond shares a face with b'_s and the only red vertex r^\diamond shares a face with r'_t . This implies that $(b^\diamond, b'_s) \in Z_b$ and that $(r^\diamond, r'_t) \in Z_r$. In turn, the presence of these two edges in H^* , the 3-connectivity of \mathcal{P} , and the fact that the endpoints of P_c are α and ω imply that $(\nu, \chi), (\chi, \lambda), (\lambda, \mu) \in Z_c$. ◀

By [Claim U](#), the path $P_b = H[Z_b]$ consists of the edge (b^\diamond, b'_s) , followed by a path π_b that traverses all the vertices of U_b starting from $b'_s = b_s$ and ending at $b'_t = b_t$, followed by the edge (b'_t, b^*) . Also, the path $P_r = H[Z_r]$ consists of the edge (r^\diamond, r'_t) , followed by a path π_r that traverses all the vertices of U_r starting from $r'_t = r_t$ and ending at $r'_s = r_s$, followed by the edge (r'_s, r^*) .

We are finally ready to show that (G, b_s, b_t, r_s, r_t) is a positive instance of B2PBE-PE. To this aim, by [Lemma R](#), starting from \mathcal{E}_{H^*} , we show how to construct a planar embedding of G together with a connector σ in which b_t immediately precedes r_s counter-clockwise along σ and r_t immediately precedes b_s counter-clockwise along σ ; refer to [Fig. 7](#).



■ **Figure 7** Illustration for the proof of [Claim U](#). Construction a planar embedding of G together with a connector σ obtained starting from the planar embedding of H^* in [Fig. 6b](#). The drawings of \mathcal{P} and \mathcal{Q} (which are not part of G) are shaded gray.

First, we modify H^* and \mathcal{E}_{H^*} as follows. We remove the edges of Z_c . Then, for each edge $e = (u, v)$ in G , we smoothen the vertex c_e , i.e., we remove c_e and let the union of the drawings of (u, c_e) and (c_e, v) be the drawing of the edge (u, v) . Finally, we remove the vertices of \mathcal{P} and \mathcal{Q} different from b_s, b_t, r_s , and r_t as well as the drawing of the edges of H^* whose endpoints are both in $V(\mathcal{P})$ or both in $V(\mathcal{Q})$. Let G^* be the resulting graph and \mathcal{E}_{G^*} be the corresponding embedding obtained from \mathcal{E}_{H^*} . Observe that, after the above steps, no vertex of V_C belongs to G^* . Moreover, the following hold:

- G^* is the union of G and a subset Z'_b and Z'_r of the edges of Z_b and Z_r , respectively;
- $G^*[V_b]$ is the edge set of the path π_b ; and
- $G^*[V_r]$ is the edge set of the path π_r .

We now show how to extend \mathcal{E}^* to a planar embedding \mathcal{E}_σ of $G \cup \sigma$, where σ is a connector of G . We initialize σ to the union of π_b and π_r . Then, we add to σ the edges (b_t, r_s) and (r_t, b_s) . Clearly, σ is a cycle that traverses all the vertices of U_r and of U_b consecutively. Moreover, in a traversal of σ that starts at b_t and traverses the edge (b_t, r_s) from b_t to r_s , we encounter r_s, r_t , and b_s in this order. We thus only need to show that it is possible to draw in \mathcal{E}_{G^*} the edges (b_t, r_s) and (b_t, b_s) while preserving planarity. To this aim, we let the drawing of (b_t, r_s) in \mathcal{E} be the (planar) one of the path $(b_t, \alpha, b^*, \omega, r_s)$ of \mathcal{Q} in \mathcal{E}_{H^*} and we let the drawing of (r_t, b_s) in \mathcal{E} be the (planar) one of the path $(r_t, \chi, b^\circ, \lambda, b_s)$ of \mathcal{P} in \mathcal{E}_{H^*} . If b_t immediately precedes r_s counter-clockwise along σ , we are done; otherwise, we simply flip \mathcal{E} . This concludes the proof of correctness of the reduction. ◀

Since the NP-completeness of B2PBE-PE holds for 2-connected instances with a fixed embedding, since the graphs resulting from a $\mathcal{P}\mathcal{Q}$ -merge of a 2-connected graph are also 2-connected (see [Property T](#)), since \mathcal{P} and \mathcal{Q} are 3-connected, and since the reduction of [Claim S](#) can be carried out while also enforcing a prescribed rotation system around the vertices b'_t and r'_s of \mathcal{Q} and a prescribed rotation system around the vertices b'_s and r'_t of \mathcal{P} , we have shown that both CPLSF and CPLS are NP-complete for 2-connected instances with at most three clusters. This concludes the proof. ◀

6 Conclusions

This paper established upper and lower bounds that significantly expand our understanding of the limits of tractability for finding linear saturators in the context of clustered planarity.

We remark that, prior to this research, the problem was not known to be NP-complete for instances with $\mathcal{O}(1)$ clusters. Our NP-hardness result for instances of CPLS with three clusters narrows the complexity gap to its extreme (while also solving the open problem posed in [3, OP 4.3] about the complexity of CLIQUE PLANARITY for instances with a bounded number of clusters), and animates the interest for the remaining two cluster case.

References

- 1 Greg Aloupis, Luis Barba, Paz Carmi, Vida Dujmovic, Fabrizio Frati, and Pat Morin. Compatible connectivity augmentation of planar disconnected graphs. *Discret. Comput. Geom.*, 54(2):459–480, 2015. URL: <https://doi.org/10.1007/s00454-015-9716-8>, doi: 10.1007/S00454-015-9716-8.
- 2 Patrizio Angelini and Giordano Da Lozzo. Clustered planarity with pipes. *Algorithmica*, 81(6):2484–2526, 2019. URL: <https://doi.org/10.1007/s00453-018-00541-w>, doi:10.1007/S00453-018-00541-W.
- 3 Patrizio Angelini and Giordano Da Lozzo. Beyond clustered planar graphs. In Seok-Hee Hong and Takeshi Tokuyama, editors, *Beyond Planar Graphs, Communications of NII Shonan Meetings*, pages 211–235. Springer, 2020. doi:10.1007/978-981-15-6533-5_12.
- 4 Patrizio Angelini, Giordano Da Lozzo, Giuseppe Di Battista, Fabrizio Frati, Maurizio Patrignani, and Ignaz Rutter. Intersection-link representations of graphs. *J. Graph Algorithms Appl.*, 21(4):731–755, 2017. URL: <https://doi.org/10.7155/jgaa.00437>, doi:10.7155/JGAA.00437.
- 5 Patrizio Angelini, Giordano Da Lozzo, Giuseppe Di Battista, Fabrizio Frati, and Maurizio Patrignani. 2-Level quasi-planarity or how caterpillars climb (SPQR-)trees. In Dániel Marx, editor, *Proceedings of the 2021 ACM-SIAM Symposium on Discrete Algorithms, SODA 2021, Virtual Conference, January 10 - 13, 2021*, pages 2779–2798. SIAM, 2021. doi:10.1137/1.9781611976465.165.
- 6 Patrizio Angelini, Giordano Da Lozzo, Giuseppe Di Battista, Fabrizio Frati, Maurizio Patrignani, and Vincenzo Roselli. Relaxing the constraints of clustered planarity. *Comput. Geom.*, 48(2):42–75, 2015. URL: <https://doi.org/10.1016/j.comgeo.2014.08.001>, doi: 10.1016/J.COMGEO.2014.08.001.
- 7 Patrizio Angelini, Giordano Da Lozzo, Giuseppe Di Battista, Fabrizio Frati, and Vincenzo Roselli. The importance of being proper: (in clustered-level planarity and T-level planarity). *Theor. Comput. Sci.*, 571:1–9, 2015. URL: <https://doi.org/10.1016/j.tcs.2014.12.019>, doi: 10.1016/J.TCS.2014.12.019.
- 8 Jan Christoph Athenstädt and Sabine Cornelsen. Planarity of overlapping clusterings including unions of two partitions. *J. Graph Algorithms Appl.*, 21(6):1057–1089, 2017. URL: <https://doi.org/10.7155/jgaa.00450>, doi:10.7155/JGAA.00450.
- 9 Jan Christoph Athenstädt, Tanja Hartmann, and Martin Nöllenburg. Simultaneous embeddability of two partitions. In Christian A. Duncan and Antonios Symvonis, editors, *Graph Drawing - 22nd International Symposium, GD 2014, Würzburg, Germany, September 24-26, 2014, Revised Selected Papers*, volume 8871 of *Lecture Notes in Computer Science*, pages 64–75. Springer, 2014. doi:10.1007/978-3-662-45803-7_6.
- 10 Thomas Bläsius, Simon D. Fink, and Ignaz Rutter. Synchronized planarity with applications to constrained planarity problems. *ACM Trans. Algorithms*, 19(4):34:1–34:23, 2023. doi: 10.1145/3607474.
- 11 Thomas Bläsius and Ignaz Rutter. A new perspective on clustered planarity as a combinatorial embedding problem. *Theor. Comput. Sci.*, 609:306–315, 2016. URL: <https://doi.org/10.1016/j.tcs.2015.10.011>, doi:10.1016/J.TCS.2015.10.011.
- 12 Ulrik Brandes and Jürgen Lerner. Visual analysis of controversy in user-generated encyclopedias. *Inf. Vis.*, 7(1):34–48, 2008. URL: <https://doi.org/10.1057/palgrave.ivs.9500171>, doi:10.1057/PALGRAVE.IVS.9500171.
- 13 Markus Chimani, Giuseppe Di Battista, Fabrizio Frati, and Karsten Klein. Advances on testing c-planarity of embedded flat clustered graphs. *Int. J. Found. Comput. Sci.*, 30(2):197–230, 2019. doi:10.1142/S0129054119500011.
- 14 Markus Chimani, Carsten Gutwenger, Petra Mutzel, and Christian Wolf. Inserting a vertex into a planar graph. In Claire Mathieu, editor, *Proceedings of the Twentieth Annual ACM-SIAM Symposium on Discrete Algorithms, SODA 2009, New York, NY, USA, January 4-6, 2009*, pages 375–383. SIAM, 2009. doi:10.1137/1.9781611973068.42.

- 15 Markus Chimani and Petr Hlinený. Inserting multiple edges into a planar graph. In Sándor P. Fekete and Anna Lubiw, editors, *32nd International Symposium on Computational Geometry, SoCG 2016, June 14-18, 2016, Boston, MA, USA*, volume 51 of *LIPICs*, pages 30:1–30:15. Schloss Dagstuhl - Leibniz-Zentrum für Informatik, 2016. URL: <https://doi.org/10.4230/LIPICs.SoCG.2016.30>, doi:10.4230/LIPICs.SoCG.2016.30.
- 16 Markus Chimani and Karsten Klein. Shrinking the search space for clustered planarity. In Walter Didimo and Maurizio Patrignani, editors, *Graph Drawing - 20th International Symposium, GD 2012, Redmond, WA, USA, September 19-21, 2012, Revised Selected Papers*, volume 7704 of *Lecture Notes in Computer Science*, pages 90–101. Springer, 2012. doi:10.1007/978-3-642-36763-2_9.
- 17 Pier Francesco Cortese and Giuseppe Di Battista. Clustered planarity. In Joseph S. B. Mitchell and Günter Rote, editors, *Proceedings of the 21st ACM Symposium on Computational Geometry, Pisa, Italy, June 6-8, 2005*, pages 32–34. ACM, 2005. doi:10.1145/1064092.1064093.
- 18 Pier Francesco Cortese, Giuseppe Di Battista, Fabrizio Frati, Maurizio Patrignani, and Maurizio Pizzonia. C-planarity of c-connected clustered graphs. *J. Graph Algorithms Appl.*, 12(2):225–262, 2008. URL: <https://doi.org/10.7155/jgaa.00165>, doi:10.7155/JGAA.00165.
- 19 Pier Francesco Cortese and Maurizio Patrignani. Clustered planarity = flat clustered planarity. In Therese Biedl and Andreas Kerren, editors, *Graph Drawing and Network Visualization - 26th International Symposium, GD 2018, Barcelona, Spain, September 26-28, 2018, Proceedings*, volume 11282 of *Lecture Notes in Computer Science*, pages 23–38. Springer, 2018. doi:10.1007/978-3-030-04414-5_2.
- 20 Giordano Da Lozzo, David Eppstein, Michael T. Goodrich, and Siddharth Gupta. Subexponential-time and FPT algorithms for embedded flat clustered planarity. In Andreas Brandstädt, Ekkehard Köhler, and Klaus Meer, editors, *Graph-Theoretic Concepts in Computer Science - 44th International Workshop, WG 2018, Cottbus, Germany, June 27-29, 2018, Proceedings*, volume 11159 of *Lecture Notes in Computer Science*, pages 111–124. Springer, 2018. doi:10.1007/978-3-030-00256-5_10.
- 21 Giordano Da Lozzo, David Eppstein, Michael T. Goodrich, and Siddharth Gupta. C-planarity testing of embedded clustered graphs with bounded dual carving-width. *Algorithmica*, 83(8):2471–2502, 2021. URL: <https://doi.org/10.1007/s00453-021-00839-2>, doi:10.1007/S00453-021-00839-2.
- 22 Giuseppe Di Battista and Fabrizio Frati. Efficient c-planarity testing for embedded flat clustered graphs with small faces. *J. Graph Algorithms Appl.*, 13(3):349–378, 2009. URL: <https://doi.org/10.7155/jgaa.00191>, doi:10.7155/JGAA.00191.
- 23 Walter Didimo, Francesco Giordano, and Giuseppe Liotta. Overlapping cluster planarity. *J. Graph Algorithms Appl.*, 12(3):267–291, 2008. URL: <https://doi.org/10.7155/jgaa.00167>, doi:10.7155/JGAA.00167.
- 24 Frederic Dorn, Fedor V Fomin, and Dimitrios M Thilikos. Catalan structures and dynamic programming in h-minor-free graphs. *Journal of Computer and System Sciences*, 78(5):1606–1622, 2012.
- 25 Qing-Wen Feng, Robert F. Cohen, and Peter Eades. Planarity for clustered graphs. In Paul G. Spirakis, editor, *Algorithms - ESA '95, Third Annual European Symposium, Corfu, Greece, September 25-27, 1995, Proceedings*, volume 979 of *Lecture Notes in Computer Science*, pages 213–226. Springer, 1995. doi:10.1007/3-540-60313-1_145.
- 26 Sergej Fialko and Petra Mutzel. A new approximation algorithm for the planar augmentation problem. In Howard J. Karloff, editor, *Proceedings of the Ninth Annual ACM-SIAM Symposium on Discrete Algorithms, 25-27 January 1998, San Francisco, California, USA*, pages 260–269. ACM/SIAM, 1998. URL: <http://dl.acm.org/citation.cfm?id=314613.314714>.
- 27 F.V. Fomin, D. Lokshtanov, S. Saurabh, and M. Zehavi. *Kernelization: Theory of Parameterized Preprocessing*. Cambridge University Press, 2019. URL: <https://books.google.at/books?id=s1N-DwAAQBAJ>.

- 28 Michael Forster and Christian Bachmaier. Clustered level planarity. In Peter van Emde Boas, Jaroslav Pokorný, Mária Bielíková, and Julius Stuller, editors, *SOFSEM 2004: Theory and Practice of Computer Science, 30th Conference on Current Trends in Theory and Practice of Computer Science, Merín, Czech Republic, January 24-30, 2004*, volume 2932 of *Lecture Notes in Computer Science*, pages 218–228. Springer, 2004. doi:10.1007/978-3-540-24618-3_18.
- 29 Radoslav Fulek, Jan Kyncl, Igor Malinovic, and Dömötör Pálvölgyi. Clustered planarity testing revisited. *Electron. J. Comb.*, 22(4):4, 2015. doi:10.37236/5002.
- 30 Radoslav Fulek and Csaba D. Tóth. Atomic embeddability, clustered planarity, and thickenability. *J. ACM*, 69(2):13:1–13:34, 2022. doi:10.1145/3502264.
- 31 Michael T. Goodrich, George S. Lueker, and Jonathan Z. Sun. C-planarity of extrovert clustered graphs. In Patrick Healy and Nikola S. Nikolov, editors, *Graph Drawing, 13th International Symposium, GD 2005, Limerick, Ireland, September 12-14, 2005, Revised Papers*, volume 3843 of *Lecture Notes in Computer Science*, pages 211–222. Springer, 2005. doi:10.1007/11618058_20.
- 32 Carsten Gutwenger, Michael Jünger, Sebastian Leipert, Petra Mutzel, Merijam Percan, and René Weiskircher. Advances in c-planarity testing of clustered graphs. In Stephen G. Kobourov and Michael T. Goodrich, editors, *Graph Drawing, 10th International Symposium, GD 2002, Irvine, CA, USA, August 26-28, 2002, Revised Papers*, volume 2528 of *Lecture Notes in Computer Science*, pages 220–235. Springer, 2002. doi:10.1007/3-540-36151-0_21.
- 33 Russell Impagliazzo, Ramamohan Paturi, and Francis Zane. Which problems have strongly exponential complexity? *J. Comput. Syst. Sci.*, 63(4):512–530, 2001. URL: <https://doi.org/10.1006/jcss.2001.1774>, doi:10.1006/JCSS.2001.1774.
- 34 Vít Jelínek, Eva Jelínková, Jan Kratochvíl, and Bernard Lidický. Clustered planarity: Embedded clustered graphs with two-component clusters. In Ioannis G. Tollis and Maurizio Patrignani, editors, *Graph Drawing, 16th International Symposium, GD 2008, Heraklion, Crete, Greece, September 21-24, 2008. Revised Papers*, volume 5417 of *Lecture Notes in Computer Science*, pages 121–132. Springer, 2008. doi:10.1007/978-3-642-00219-9_13.
- 35 Vít Jelínek, Ondrej Suchý, Marek Tesar, and Tomáš Vyskocil. Clustered planarity: Clusters with few outgoing edges. In Ioannis G. Tollis and Maurizio Patrignani, editors, *Graph Drawing, 16th International Symposium, GD 2008, Heraklion, Crete, Greece, September 21-24, 2008. Revised Papers*, volume 5417 of *Lecture Notes in Computer Science*, pages 102–113. Springer, 2008. doi:10.1007/978-3-642-00219-9_11.
- 36 Eva Jelínková, Jan Kára, Jan Kratochvíl, Martin Pergel, Ondrej Suchý, and Tomáš Vyskocil. Clustered planarity: Small clusters in cycles and eulerian graphs. *J. Graph Algorithms Appl.*, 13(3):379–422, 2009. URL: <https://doi.org/10.7155/jgaa.00192>, doi:10.7155/JGAA.00192.
- 37 David S. Johnson and Henry O. Pollak. Hypergraph planarity and the complexity of drawing venn diagrams. *J. Graph Theory*, 11(3):309–325, 1987. URL: <https://doi.org/10.1002/jgt.3190110306>, doi:10.1002/JGT.3190110306.
- 38 Tomihisa Kamada and Satoru Kawai. A general framework for visualizing abstract objects and relations. *ACM Trans. Graph.*, 10(1):1–39, 1991. doi:10.1145/99902.99903.
- 39 Goos Kant and Hans L. Bodlaender. Planar graph augmentation problems (extended abstract). In Frank K. H. A. Dehne, Jörg-Rüdiger Sack, and Nicola Santoro, editors, *Algorithms and Data Structures, 2nd Workshop WADS '91, Ottawa, Canada, August 14-16, 1991, Proceedings*, volume 519 of *Lecture Notes in Computer Science*, pages 286–298. Springer, 1991. URL: <https://doi.org/10.1007/BFb0028270>, doi:10.1007/BFB0028270.
- 40 Thomas Lengauer. Hierarchical planarity testing algorithms. *J. ACM*, 36(3):474–509, 1989. doi:10.1145/65950.65952.
- 41 Richard J Lipton and Robert Endre Tarjan. A separator theorem for planar graphs. *SIAM Journal on Applied Mathematics*, 36(2):177–189, 1979.
- 42 Oliver Niggemann. *Visual data mining of graph based data*. PhD thesis, University of Paderborn, Germany, 2001. URL: <http://ubdata.uni-paderborn.de/ediss/17/2001/niggeman/disserta.pdf>.

- 43 Renato Paiva, Genáina Nunes Rodrigues, Rodrigo Bonifácio, and Marcelo Ladeira. Exploring the combination of software visualization and data clustering in the software architecture recovery process. In Sascha Ossowski, editor, *Proceedings of the 31st Annual ACM Symposium on Applied Computing, Pisa, Italy, April 4-8, 2016*, pages 1309–1314. ACM, 2016. doi:[10.1145/2851613.2851765](https://doi.org/10.1145/2851613.2851765).
- 44 Johannes A. La Poutré. Alpha-algorithms for incremental planarity testing (preliminary version). In Frank Thomson Leighton and Michael T. Goodrich, editors, *Proceedings of the Twenty-Sixth Annual ACM Symposium on Theory of Computing, 23-25 May 1994, Montréal, Québec, Canada*, pages 706–715. ACM, 1994. doi:[10.1145/195058.195439](https://doi.org/10.1145/195058.195439).
- 45 Jamie Sneddon and C. Paul Bonnington. A note on obstructions to clustered planarity. *Electron. J. Comb.*, 18(1), 2011. doi:[10.37236/646](https://doi.org/10.37236/646).