

**VOLUMETRIC AND VISCOSIMETRIC MEASUREMENTS FOR METHANOL +  
CH<sub>3</sub>-O-(CH<sub>2</sub>CH<sub>2</sub>O)<sub>*n*</sub>-CH<sub>3</sub> (*n* = 2,3,4) MIXTURES AT (293.15-303.15) K AND  
ATMOSPHERIC PRESSURE. APPLICATION OF THE ERAS MODEL**

**Juan A. González,\* Francisco J. Martínez, Luis F. Sanz, Fernando Hevia, Isaías García de  
la Fuente, José C. Cobos**

G.E.T.E.F., Departamento de Física Aplicada, Facultad de Ciencias, Universidad de Valladolid.  
Paseo de Belén, 7, 47011 Valladolid, Spain.

\*e-mail: jagl@termo.uva.es; Tel: +34-983-423757

## ABSTRACT

Densities,  $\rho$ , and kinematic viscosities,  $\nu$ , have been determined at atmospheric pressure and at (293.15-303.15) K for binary mixtures formed by methanol and one linear polyether of the type  $\text{CH}_3\text{-O-(CH}_2\text{CH}_2\text{O)}_n\text{-CH}_3$  ( $n = 2,3,4$ ). Measurements on  $\rho$  and  $\nu$  were carried out, respectively, using an Anton Paar DMA 602 vibrating-tube densimeter and an Ubbelohde viscosimeter. The  $\rho$  values are used to compute excess molar volumes,  $V_m^E$ , and, together with  $\nu$  results, dynamic viscosities ( $\eta$ ). Deviations from linear dependence on mole fraction for viscosity,  $\Delta\eta$ , are also provided. Different semi-empirical equations have been employed to correlate viscosity data. Particularly, the equations used are: Grunberg-Nissan, Hind, Frenkel, Katti-Chaudhri, McAllister and Heric. Calculations show that better results are obtained from the Hind equation. The  $V_m^E$  values are large and negative and contrast with the positive excess molar enthalpies,  $H_m^E$ , available in the literature, for these systems. This indicates that structural effects are dominant. The  $\Delta\eta$  results are positive and correlate well with the difference in volume of the mixture compounds confirming the importance of structural effects. The temperature dependences of  $\eta$  and of the molar volume have been used to calculate enthalpies, entropies and Gibbs energies,  $\Delta G^*$ , of viscous flow. It is demonstrated that  $\Delta G^*$  is essentially determined by enthalpic effects. Methanol +  $\text{CH}_3\text{-O-(CH}_2\text{CH}_2\text{O)}_n\text{-CH}_3$  mixtures have been treated in the framework of the ERAS model. Results on  $H_m^E$  are acceptable, while the composition dependence of the  $V_m^E$  curves is poorly represented. This has been ascribed to the existence of strong dipolar and structural effects in the present solutions.

**KEYWORDS:** methanol;  $\text{CH}_3\text{-O-(CH}_2\text{CH}_2\text{O)}_n\text{-CH}_3$ ;  $V_m^E$ ; viscosities; structural effects; ERAS

## 1. INTRODUCTION

Alcohol + ether mixtures show a large variety of applications. For example, it is well-known that, due to their octane-enhancing and pollution reducing properties, these systems are common gasoline additives [1,2]. Mixtures formed by an alcohol as refrigerant and an absorbent (polyethers or polyethylene glycols, PEG) are good working fluids for absorption refrigerant machines since their use leads to an improvement of the cycle machine [3]. Alkanol + ether systems are also relevant in the industry since alkanols are basic components in the synthesis of oxaalkanes and therefore are contained as an impurity. The complex water + PEG systems, widely used in biochemical and biomedical processes, can be tentatively modelled by means of mixtures of short chain 1-alkanols with linear polyethers [4]. Mixtures with cyclic ethers have also progressively gained attraction in biotechnology [5,6]

This work is a new contribution to the general experimental and theoretical investigation on 1-alkanol + linear or cyclic ether systems which has been undertaken by our research group over the past decades. Thus, we have provided excess molar volumes,  $V_m^E$ , speeds of sound or adiabatic compressibilities [7-14], excess molar enthalpies,  $H_m^E$ , [15-18] or permittivities and refractive indices [19,20] for this type of mixtures. In addition, we have conducted detailed studies on 1-alkanol + ether systems [7,14,21-23] using a set of different models such as DISQUAC [24], ERAS [25], Flory [26] or the Kirkwood-Buff formalism [27]. As continuation, we provide now densities ( $\rho$ ), kinematic ( $\nu$ ) and dynamic ( $\eta$ ) viscosities,  $V_m^E$  and deviations of  $\eta$  from the linear dependence on mole fraction for the systems methanol + 2,5,8-trioxanonane, or + 2,5,8,11-tetraoxadodecane, or + 2,5,8,11,14-pentaoxapentadecane at (293.15, 298.15, 303.15) K. Some experimental results on these systems are already available in the literature:  $V_m^E$  for the mentioned mixtures at 298.15 K [11,28]; and  $V_m^E$  and  $\eta$  at 293.15 K and 303.15 K for the methanol + 2,5,8,11,14-pentaoxapentadecane mixture [29,30]. Viscosity data have been correlated by means of a number of semi-empirical equations. For dynamic viscosities the equations applied are: Grunberg-Nissan [31], Hind [32], Frenkel [33], Katti-Chaudhri [34]. For kinematic viscosities, the equations used are those developed by McAllister [35] and by Heric [36]. Finally, we have also applied the ERAS model to the investigated mixtures in order to explore the ability of the theory to describe simultaneously  $H_m^E$  and  $V_m^E$  results for mixtures where strong dipolar interactions are expected. In this regards, we remark that  $\text{CH}_3\text{-O}-(\text{CH}_2\text{CH}_2\text{O})_n\text{-CH}_3$  ( $n = 3,4$ ) +  $n$ -alkane mixtures show miscibility gaps at temperatures not far from 298.15 K. For example, the upper critical solution temperatures of the mixtures 2,5,8,11-tetraoxadodecane +  $n\text{-C}_{12}$  or of 2,5,8,11,14-pentaoxapentadecane +  $n\text{-C}_8$  are, respectively, 280.8 K [37] and 281.8 K [38], which points out to the existence of strong dipolar interactions between ether molecules. From

our point of view, this makes that the ERAS treatment of 1-propanol + 2,5,8-trioxanonane, or + 2,5,8,11-tetraoxadodecane systems assuming that these ethers are self-associated species [39], is not consistent.

## 2. EXPERIMENTAL

### 2.1 Materials

All the compounds were used as received, without further purification. However, prior to measurements, they were carefully dried with molecular sieve (Union Carbide, Type 3A) added to the liquids. Table 1 shows some basic information of the pure chemicals employed such as their source and purity. On the other hand, the  $\rho$ , and  $\eta$  values measured in this work for the pure compounds are in good agreement with literature data (Table 2).

### 2.2 Apparatus and procedures

Binary mixtures were prepared by mass using small vessels of about 10 cm<sup>3</sup>. The entire process was carefully handled to prevent evaporation. The uncertainty of the final mole fraction is  $\pm 0.0001$ . Molar quantities were obtained using the relative atomic mass table of 2015 issued by I.U.P.A.C [40].

Measurements were carried out at atmospheric pressure and at (293.15, 298.15, 303.15) K. An Anton Paar DMA 602 vibrating-tube densimeter was used for the determination of  $\rho$  values. The apparatus was calibrated at each temperature. Details on the calibration method and on the measurement protocol can be found elsewhere [41,42]. The resolution in  $\rho$  is  $|\Delta\rho/\rho| = 6 \cdot 10^{-6}$ , apart from the errors due to calibration and the density of the reference liquids. The accuracy of the density measurements is estimated to be  $\pm 5 \cdot 10^{-2} \text{ kg}\cdot\text{m}^{-3}$ . The temperature stability of the densimeter, achieved by means of a LAUDA RE 304 heating bath, was  $\pm 0.01$  K. For  $V_m^E$ , the estimated accuracy is less than  $\pm (0.01 |V_{m,\min}^E| + 0.005 \text{ cm}^3\cdot\text{mol}^{-1})$ , where  $V_{m,\min}^E$  stands for the minimum experimental value of  $V_m^E$  with respect to the mole fraction.

Values of kinematic viscosities were obtained from an Ubbelohde viscosimeter with a Schoot-Geräte automatic measuring unit model AVS-350. The temperature was kept constant within  $\pm 0.01$  K by means of a controller bath CT52, also from Schott. Apparatus calibration has been explained in detail previously [43] and was also conducted at each temperature. The uncertainties for  $\nu$  and  $\eta$  values are estimated to be  $\pm 1\%$ . For the deviations of viscosity from linear dependence on molar fraction (see next Section), the corresponding uncertainty is  $\pm 2\%$ . These estimations are confirmed by the comparison of our viscosity results with literature values for the 1-propanol + CH<sub>3</sub>OCOCH<sub>3</sub> system at different temperatures [44].

### 3 EXPERIMENTAL RESULTS AND CORRELATIONS

Table S1 (supplementary material) lists values of  $\rho$  and  $\eta$  vs.  $x_1$ , the mole fraction of methanol. We have also computed  $V_m^E$  and deviations of  $\eta$  from the linear dependence on mole fraction (Table S1, supplementary material) using the equation:

$$\Delta\eta = \eta - (x_1\eta_1 + x_2\eta_2) \quad (1)$$

The  $V_m^E$  and  $\Delta\eta$  data (Figures 1 and 2) have been fitted by unweighted least-squares polynomial regression to the equation:

$$\Delta F = x_1(1-x_1) \sum_{i=0}^{k-1} A_i (2x_1 - 1)^i \quad (2)$$

being  $\Delta F = V_m^E, \Delta\eta$ . The number,  $k$ , of coefficients  $A_i$  used in equation (2) for each system was determined by applying an F-test [45] at the 99.5 % confidence level. Table 3 lists the parameters  $A_i$  obtained in the regression, together with the standard deviations  $\sigma$ , defined by:

$$\sigma(\Delta F) = \left[ \frac{1}{N-k} \sum (\Delta F_{\text{cal}} - \Delta F_{\text{exp}})^2 \right]^{1/2} \quad (3)$$

where  $N$  is the number of direct experimental points.

#### 3.1 Comparison with data available in the literature

The present  $V_m^E$  results at 298.15 K are in good agreement with those previously provided by us [11] (Figure 1). However,  $V_m^E$  data from reference [28] for the system including 2,5,8-trioxanonane are slightly lower than our values (Figure 1). Thus, at equimolar composition and 298.15 K,  $V_m^E/\text{cm}^3.\text{mol}^{-1} = -0.5978$  (this work) and  $-0.624$  [28]. In contrast, our  $V_m^E$  data for the system involving 2,5,8,11,14-pentaoxapentadecane at 293.15 K and 303.15 K agree well with the measurements available in the literature. At  $x_1 = 0.5$ , we have  $V_m^E/\text{cm}^3.\text{mol}^{-1} = -0.7778$  (293.15 K) and  $-0.7891$  (303.15 K). Literature values, in the same units, are:  $-0.781$  [29] and  $-0.789$  [30] at 293.15 K and  $-0.792$  [29] and  $-0.779$  [30] at 303.15 K. It is important to underline that the magnitude  $A_p = \left(\frac{\partial V^E}{\partial T}\right)_p$  for the system with the pentaether from reference [30] is positive at 298.15 K ( $A_p(x_1 = 0.5)/\text{cm}^3.\text{mol}^{-1}.\text{K}^{-1} = 1.05 \cdot 10^{-3}$ ). Our measurements indicate that

$A_p$  is negative ( $A_p(x_1 = 0.5)/\text{cm}^3 \cdot \text{mol}^{-1} \cdot \text{K}^{-1} = -1.1 \cdot 10^{-3}$ ) which is confirmed by results from reference [29] ( $-1.1 \cdot 10^{-3} \text{ cm}^3 \cdot \text{mol}^{-1} \cdot \text{K}^{-1}$  at the same conditions). The accurate determination of  $A_p$  values (see below) is crucial since the sign of this magnitude is closely related to interactional and structural effects (see below). The  $\Delta\eta$  values for the methanol + 2,5,8,11,14-pentaoxapentadecane system at 293.15 K reported in reference [29] largely differs from the results provided here. Thus,  $\Delta\eta(x_1 = 0.5) = 0.181 \text{ mPa}\cdot\text{s}$  [29] is much lower than our result (0.372 mPa.s). This may be due to, at the mentioned temperature, the viscosity of pure methanol given in reference [29], (0.985 mPa.s) is very different to the experimental values encountered in the literature (Table 2). In contrast, at 303.15 K, the  $\Delta\eta(x_1 = 0.5)$  results for this system agree well (0.334 [29] and 0.332 (this work) mPa.s).

### 3.2 Viscosity correlations

Expressions for all the mentioned equations are written in Supplementary Material. The equations used for the correlation of dynamic viscosities have an adjustable parameter termed as follows:  $G_{12}$  (Grunberg-Nissan) [31],  $\eta_{12}$  (Hind) [32],  $F_{12}$  (Frenkel) [33], and  $W_{12}$  (Katti-Chaudhri) [34]. In the case of kinematic viscosities, the applied equations have two adjustable parameters:  $Z_{12}, Z_{21}$  (McAllister equation) [35] and  $\alpha_{12}, \alpha'_{12}$  (Heric equation) [36]. The McAllister equation results from the combination of the Eyring's theory of absolute reaction rates and a three-body interaction model [35,46].

Results obtained using the mentioned equations are compared by means of the relative standard deviations  $\sigma_r$ . They are calculated according to the expression:

$$\sigma_r(F) = \left[ \frac{1}{N-k} \sum \left( \frac{F_{\text{cal}} - F_{\text{exp}}}{F_{\text{exp}}} \right)^2 \right]^{1/2} \quad (4)$$

being  $F = \eta$  or  $\nu$ . Values of the fitted parameters for the applied equations together with the corresponding  $\sigma_r$  values are compiled in Table 4. From inspection of this Table, we can conclude: (i)  $\sigma_r$  values increase with the ether size, i.e., when structural effects become more important (see below); (ii) better results are obtained from the Hind equation; (iii) the use of equations with two adjustable parameters does not lead to improved results.

#### 4. ERAS MODEL


A brief summary of the model is now provided. (i) The excess functions are determined from the equation:

$$F_m^E = F_{m,\text{chem}}^E + F_{m,\text{phys}}^E \quad (5)$$

In this work, we consider  $F = H$  (enthalpy), or  $V$  (volume).  $F_{m,\text{chem}}^E$  is the chemical contribution and arises from hydrogen-bonding effects.  $F_{m,\text{phys}}^E$  represents the physical contribution, consequence of the existence of non-polar Van der Waals' interactions and free volume effects. The needed expressions for the  $H_m^E$  and  $V_m^E$  calculations can be found elsewhere [47,48]. (ii) It is assumed that self-associated species only form linear chains. This association process is described by a chemical equilibrium constant ( $K_A$ ), which does not depend on the chain length of the associated compound (methanol, in the present work), according to the equation:



where  $m$  varies from 1 to  $\infty$ . The cross-association between a self-associated compound  $A_m$  and a non self-associated component  $B$  (here, linear polyethers) is represented by



The cross-association constants ( $K_{AB}$ ) are also assumed to be independent of the chain length. Equations (6) and (7) are characterized by  $\Delta h_i^*$ , the enthalpy of the reaction that corresponds to the hydrogen-bonding energy, and by the volume change ( $\Delta v_i^*$ ) related to the formation of the linear chains. (iii) The  $F_{m,\text{phys}}^E$  term is derived from the Flory's equation of state [26], which is assumed to be valid not only for pure compounds but also for the mixture [49,50]:

$$\frac{\bar{P}_i \bar{V}_i}{\bar{T}_i} = \frac{\bar{V}_i^{1/3}}{\bar{V}_i^{1/3} - 1} - \frac{1}{\bar{V}_i \bar{T}_i} \quad (8)$$

where  $i = A, B$  or  $M$  (mixture). In equation (8),  $\bar{V}_i = V_i/V_i^*$ ;  $\bar{P}_i = P/P_i^*$ ;  $\bar{T}_i = T/T_i^*$  are the reduced properties for volume, pressure and temperature, respectively. The reduction parameters of the pure compounds ( $V_i^*$ ,  $P_i^*$ ,  $T_i^*$ ) are obtained from  $P$ - $V$ - $T$  data ( $\rho$ ,  $\alpha_p$ , isobaric thermal expansion coefficient, and isothermal compressibility,  $\kappa_T$ ), and association parameters [49,50]. The reduction parameters of the system,  $P_M^*$  and  $T_M^*$ , are calculated following well known mixing rules [49,50]. The total relative molecular volumes and surfaces of the compounds were calculated additively on basis the group volume and surface values recommended by Bondi [51].

#### 4.1 Adjustment of ERAS parameters

Values of  $V_i$ ,  $V_i^*$  and  $P_i^*$  of linear polyethers at 298.15 K, needed for calculations, have been taken from a previous work [14]. Similarly, for methanol, the values used are the same as those given in [52]. On the other hand, for this alcohol,  $K_A (= 986)$   $\Delta h_A^* (= -25.1 \text{ kJ.mol}^{-1})$  and  $\Delta v_A^* (= -5.6 \text{ cm}^3.\text{mol}^{-1})$  are values commonly used in many different studies [48,52,53]. The binary parameters  $K_{AB}$ ,  $\Delta h_{AB}^*$ ,  $\Delta v_{AB}^*$  and  $X_{AB}$  are then fitted against  $H_m^E$  [15,54,55] and  $V_m^E$  [11, this work] data available in the literature for methanol + linear polyether systems. These parameters are collected in Table 5.

#### 4.2 Results

ERAS results are graphically shown along Figures 3-5. We must underline that the model provides acceptable  $H_m^E$  results. In contrast, the shape of the  $V_m^E(x_1)$  curves is not properly described.

## 5. DISCUSSION

Below, we are referring to the values of the thermophysical properties at equimolar composition and 298.15 K. On the other hand,  $n$  indicates the number of  $\text{CH}_2\text{CH}_2\text{O}$  groups in the linear polyether

#### 5.1 Calorimetric data

The  $H_m^E/\text{J.mol}^{-1}$  values of methanol +  $\text{CH}_3\text{-O-(CH}_2\text{CH}_2\text{O)}_n\text{-CH}_3$  mixtures are positive and rather low. They change in the sequence: 338 ( $n = 1$ ) [15] < 440 ( $n = 2$ ) [54] < 581 ( $n = 4$ ) [55]. Therefore, the contribution to  $H_m^E$  from the breaking of interaction between like molecules is dominant over the negative contribution due to the creation of alkanol-ether interactions along the mixing process. In addition,  $H_m^E$  increases in line with  $n$ . This may be explained taking into account that the contribution to  $H_m^E$  from the disruption of ether-ether



interactions also increases in line with  $n$ . In fact, for  $n$ -C<sub>7</sub> mixtures, we have  $H_m^E/\text{J.mol}^{-1} = 1285$  ( $n = 1$ ) [56] < 1621 ( $n = 2$ ) [57] < 1754 ( $n = 3$ ) [58] < 1891 ( $n = 4$ ) [57]. It is to be noted that these values are much higher than those given above for the corresponding methanol systems, which underlines the importance of the alkanol-ether interactions created upon mixing. In the same sense, we must underline that methanol + heptane system shows a miscibility gap at 298.15, with an upper critical solution temperature at 324.1 K [59].

## 5.2 Volumetric data

The  $V_m^E/\text{cm}^3.\text{mol}^{-1}$  values of the investigated mixtures are rather large and negative. The variation with  $n$  is as follows:  $-0.4991$  ( $n = 1$ ) [11] >  $-0.5978$  ( $n = 2$ ) >  $-0.7155$  ( $n = 3$ ) >  $-0.7834$  ( $n = 4$ ) (this work). Interestingly, the signs of both excess functions  $H_m^E$  and  $V_m^E$  are opposite. This is the typical behaviour of mixtures characterized by structural effects [60]. It is remarkable that, while  $H_m^E$  increases in line with  $n$ ,  $V_m^E$  decreases. That is, structural effects become more important with the number of CH<sub>2</sub>CH<sub>2</sub>O groups involved in the ether. The mentioned structural effects may be of free volume type, since the difference between  $\alpha_p$  values of the two mixture components also increases in line with  $n$  [61]. Thus,  $(\alpha_p$  (methanol)  $-\alpha_p$  (ether))/10<sup>-3</sup>.K<sup>-1</sup>:  $-0.072$  ( $n = 1$ ) <  $0.136$  ( $n = 2$ ) <  $0.231$  ( $n = 3$ ) <  $0.275$  ( $n = 4$ ) [62,63]. In addition, the  $V_m^E$  curves become skewed towards higher mole fractions of methanol when the oxaalkane size increases (Figure 1), a normal behaviour of systems where structural effects exist. It is remarkable that, in the present case, structural effects have a great impact on  $H_m^E$ . It is well-known that this magnitude is determined by both interactional and structural effects [64,65]. Interactional effects are more adequately considered by means of the excess internal energy at constant volume,  $U_{vm}^E$ . If terms of higher order in  $V_m^E$  are neglected,  $U_{vm}^E$  can be written as [64,65]:

$$U_{vm}^E = H_m^E - \frac{\alpha_p}{\kappa_T} TV_m^E \quad (9)$$

In this expression,  $\frac{\alpha_p}{\kappa_T} TV_m^E$  is the equation of state (eos) contribution to  $H_m^E$ , and  $\alpha_p$  and  $\kappa_T$  are, respectively, the isobaric thermal expansion coefficient and the isothermal compressibility of the mixture. Here, we have determined  $\alpha_p$  and  $\kappa_T$  assuming ideal behavior ( $F = \varphi_1 F_1 + \varphi_2 F_2$ ;  $F_i$  is the property of the pure compound  $i$  for these magnitudes [14,52] and  $\varphi_i$  is the volume fraction). In fact, calculations show that  $\alpha_p$  values for the present systems are

close to the ideal ones. Thus, for mixtures containing methanol,  $U_{vm}^E/\text{J.mol}^{-1} = 501$  (2,5-dioxahehexane); 655 (2,5,8-trioxanonane); 910 (2,5,8,11,14-pentaoxapentadecane, values which largely differ from the  $H_m^E$  results.

The magnitude  $A_p = \left(\frac{\partial V^E}{\partial T}\right)_p$  is useful to gain insights into the interactional and structural features of the systems under consideration. Its sign is the result of the variation in the balance of association/solvation and structural effects with temperature [66]. For systems formed by a short 1-alkanol and a long  $n$ -alkane, we have  $A_p > 0$  over the whole concentration range. Association effects are then dominant. If the solution contains a long 1-alkanol and a short  $n$ -alkane,  $A_p$  is negative at the concentration region where interstitial accommodation becomes important [66-68]. For linear polyether + alkane mixtures,  $A_p$  is usually positive (i.e., interactional effects, related to dipolar interactions, are determinant) and decreases with the oxaalkane size, being negative for the 2,5,8,11,14-pentaoxapentadecane + heptane or + cyclohexane systems [69]. In such a case, structural effects are dominant. For the present systems, and at the compositions where the  $V_m^E$  curves have their minimum value, we have determined  $A_p$  from linear regressions (regression coefficients = 1) for the  $\rho(T)$  data to obtain the corresponding  $\left(\frac{\partial \rho}{\partial T}\right)_p$  values at the desired compositions. The results are  $A_p / \text{cm}^3 \cdot \text{mol}^{-1} \cdot \text{K}^{-1} = -7.3 \cdot 10^{-4}$  ( $n = 2$ ;  $x_1 = 0.5993$ );  $-1.3 \cdot 10^{-3}$  ( $n = 3$ ;  $x_1 = 0.5962$ );  $-2.1 \cdot 10^{-3}$  ( $n = 4$ ;  $x_1 = 0.6966$ ). This confirms the existence of structural effects in the present solutions. The negative  $A_p$  (303.15 K) value of the 1-propanol + PEG-250 mixture ( $-0.001 \text{ cm}^3 \cdot \text{mol}^{-1} \cdot \text{K}^{-1}$  [70]) is in agreement with our statement. In systems with 2,5-dioxahehexane, the change from a positive  $A_p$  value for the ethanol mixture ( $A_p = 2.4 \cdot 10^{-3} \text{ cm}^3 \cdot \text{mol}^{-1} \cdot \text{K}^{-1}$ ) to a negative value for the 1-octanol solution ( $-3.2 \cdot 10^{-3} \text{ cm}^3 \cdot \text{mol}^{-1} \cdot \text{K}^{-1}$  [71]) reveals that association effects are dominant in the former mixture while structural effects are determinant in the latter. It is also interesting to compare  $A_p$  results for methanol + 2,5,8-trioxanonane, or + 3,6,9-trioxaundecane ( $2 \cdot 10^{-3} \text{ cm}^3 \cdot \text{mol}^{-1} \cdot \text{K}^{-1}$  [14]) systems. Such difference in the sign newly reveals that association effects are more important in the 3,6,9-trioxaundecane solution, since the O atoms are more sterically hindered in this polyether and alkanol-ether are more difficult to be created.

### 5.3 Viscometric data

The  $\Delta\eta$  values listed in S1 of supplementary material are positive and increase with  $n$ :  $0.068$  ( $n = 2$ )  $<$   $0.195$  ( $n = 2$ )  $<$   $0.349$  ( $n = 4$ ), all values in mPa.s. These positive  $\Delta\eta$  results reveal that there is a loss of fluidization of the system when the mixing is produced, which is usually ascribed to the existence of strong interactions between unlike molecules [72]. For

example,  $\Delta\eta$  /mPa.s = 0.13 (methanol + 1-propylamine) [73], 0.20 (methanol + 1-butylamine) [74], 0.18 (CHCl<sub>3</sub> + *N,N,N*-triethylamine (TEA) [75]. For the cited solutions, their  $H_m^E$  values largely differ from the results given above for methanol + polyether systems. Thus,  $H_m^E$ /J.mol<sup>-1</sup> = -3794 (methanol + 1-propylamine) [49], -3767 (methanol + 1-butylamine) [49], -4072 (CHCl<sub>3</sub> + TEA) [76] Negative  $\Delta\eta$  values are commonly interpreted in terms of a higher fluidization of the system caused by the disruption of interactions between like molecules [77], which overcompensates the increase of  $\Delta\eta$  related to the creation of interactions between unlike molecules upon mixing [43]. This trend is clearly observed for 1-alkanol + alkane, or + amine mixtures [43,77-79]. However, viscosity is a very sensitive magnitude to size effects and our results should be attributed to the existence of strong structural effects. In fact, mixtures characterized by strong interactions between unlike molecules and positive  $\Delta\eta$  results may show  $\eta(x_1)$  curves with a maximum [72], a behaviour not observed for the treated solutions. Finally, it should be mentioned that using the value  $\Delta\eta = -0.036$  mPa.s for the methanol + 2,5-dioxahexane mixture [80], we find a good correlation between  $\Delta\eta$  and the difference in volume between the mixture components,  $V_{m2} - V_{m1}$ , for methanol + CH<sub>3</sub>-O-(CH<sub>2</sub>CH<sub>2</sub>O)<sub>n</sub>-CH<sub>3</sub> systems. Thus,  $\Delta\eta = (-0.255 \text{ mPa.s}) + (0.0033 \text{ mPa.s/cm}^3\text{.mol}^{-1})(V_{m2} - V_{m1})$ , with  $r = 0.994$  and the standard deviation equal to 0.015 mPa.s.

It is known that the application of the Grunberg-Nissan equation to the correlation of viscosity data of systems characterized by positive deviations from the Raoult's law leads to the determination of small and negative  $G_{12}$  values. In contrast, positive  $G_{12}$  values are obtained for systems which show negative deviations from the Raoult's law [72,75]. In our case,  $G_{12} = 0.515$  ( $n = 2$ ), 1.280 ( $n = 3$ ); 1.972 ( $n = 4$ ) (Table 4). 1-Alkanol + polyether mixtures deviate positively from the Raoult's law as it is indicated by the corresponding values of the molar excess Gibbs energies,  $G_m^E$ . Thus, for mixtures containing 2,5,8-trioxanonane ( $T = 308.15$  K),  $G_m^E$ /J.mol<sup>-1</sup> = 283 (methanol), 313 (1-propanol) [81]. In consequence, the change of the expected sign of  $G_{12}$  should be ascribed to the existence of strong structural effects. Note that, newly, there is good linear dependence of  $G_{12}$  with  $V_{m2} - V_{m1}$  since  $G_{12} = -1.377 + (0.019 \text{ cm}^3\text{.mol}^{-1})(V_{m2} - V_{m1})$ , with  $r = 0.999$ . Similar results have been obtained for other systems with compounds which differ largely in size. For example,  $G_{12} = 1.95$  for the 1-decanol + 1-propylamine mixture at 303.15 K [82].

As usually,  $\Delta\eta$  decreases with the increasing of temperature (Table S1, supplementary material). The  $\rho$  and  $\eta$  data allow compute the Gibbs energy of activation of viscous flow,  $\Delta G^*$ , in the framework of the Eyring's theory [46,83,84]. The enthalpy,  $\Delta H^*$ , and entropy,  $\Delta S^*$ , of activation of viscous flow can be calculated from the mentioned data at different temperatures using the expression [85,86]:

$$\ln \frac{\eta V_m}{h N_A} = \frac{\Delta H^*}{RT} - \frac{\Delta S^*}{R} \quad (10)$$

The plots of  $\ln(\eta V/hNA)$  against  $1/T$  give a straight line for each mixture. The magnitudes  $\Delta H^*$ , and  $\Delta S^*$  can be then estimated from its slope and intercept. Results on  $\Delta H^*$ ,  $\Delta S^*$  and  $\Delta G^*$  are listed in Table S2 (supplementary material). Data reveal that  $\Delta S^*$ , at a given composition, is rather small during the activated viscous flow process and that  $\Delta G^*$  is essentially determined by enthalpic effects. On the other hand,  $\Delta H^*$  increases with  $n$ , i.e., when the solvent is more structured since dipolar interactions are more relevant in the pentaether system than in the triether solution. This is supported by the relative variation of  $H_m^E$  values and of UCSTs of  $\text{CH}_3\text{-O-(CH}_2\text{CH}_2\text{O)}_n\text{-CH}_3 + n\text{-alkane}$  systems (see above). In addition, it is remarkable, that  $\Delta S^*$  of pure oxaalkane become less negative when its chain length increases (Table S2, supplementary material). We have also determined  $\Delta(\Delta G^*) (= \Delta G^* - x_1 \Delta G_1^* - x_2 \Delta G_2^*)$  at 298.15 K (Table S2, supplementary material and Figure 6). The  $\Delta(\Delta G^*)/\text{J}\cdot\text{mol}^{-1}$  variation is as follows: 759 ( $n = 2$ ) < 1465 ( $n = 3$ ) < 2086 ( $n = 4$ ), and also changes linearly with  $V_{m2} - V_{m1}$ . Large positive values of  $\Delta(\Delta G^*)$  have been also encountered for mixtures with compounds very different in size, as for the already mentioned system 1-decanol + 1-propylamine at 303.15 K (= 1478  $\text{J}\cdot\text{mol}^{-1}$ ) [82].

#### 5.4 ERAS results

We have presented, previously, a detailed study on 1-alkanol + linear polyether systems in terms of the Flory model [14]. One of the conclusions from this research was that orientational effects play a crucial role in systems with methanol or ethanol, and that the random mixing approximation is attained, in large extent, for the remainder mixtures. For this reason, we explore here the ability of ERAS to describe simultaneously  $H_m^E$  and  $V_m^E$  of methanol-containing systems. The ERAS parameters listed in Table 5 deserve some comments. (i) The  $\Delta h_{AB}^*$  values are practically equal to those determined earlier from calorimetric data. Thus, we have obtained the following results for the enthalpy of hydrogen bond,  $\Delta H_{\text{OH}\cdot\text{O}}$ , for alkanol-ether interactions in 1-alkanol + linear polyether systems [14]: -26.4 (2,5-dioxahexane); -26.3 (3,6-dioxaoctane);

– 28.6 (2,5,8-trioxanonane) and – 34.2 (2,5,8,11,14-pentaoxapentadecane) (values in  $\text{kJ}\cdot\text{mol}^{-1}$ ). (ii) The large and negative  $\Delta v_{AB}^*$  values may be considered to be due to large structural effects, more important in the pentaether solution. (iii). We note that  $K_{AB}$  is lower and  $X_{AB}$  is higher for the 2,5,8,11,14-pentaoxapentadecane system compared with the values of the 2,5-dioxahexane mixture. Therefore, it seems that physical interactions are more important in the solution with the pentaether. The same trend is observed when comparing  $K_{AB}$  and  $X_{AB}$  results listed in Table 5 with those for methanol + linear monoether mixtures. Thus, for the methanol + di-*n*-propylether system,  $K_{AB} = 54$  and  $X_{AB} = 3.6 \text{ J}\cdot\text{cm}^{-3}$  [7]. It is clear that cross-association effects are more relevant in mixtures with linear monoethers. (iv) Similarly, solvation effects are weaker in the methanol + 3,6-dioxaoctane mixture ( $K_{AB} = 14.8$ ) compared to those in the corresponding system with 2,5-dioxahexane ( $K_{AB} = 18$ ) (Table 5). In contrast, physical interactions are more relevant in the latter mixture since it is characterized by a higher  $X_{AB}$  parameter (Table 5). As a rule, acetal-acetal interactions are weaker than those between similar ether molecules [87]. For example, for mixtures with heptane,  $H_m^E/\text{J}\cdot\text{mol}^{-1} = 1285$  (2,5-dioxahexane) [56] > 889 (3,6-dioxaoctane) [88]. Finally, we underline that results shown in Figures 3-5 reveal that the simultaneous representation of  $H_m^E$  and  $V_m^E$  is a hard task for the model, which can be explained in terms existence of strong dipolar interactions and large structural effects.

The relevance of physical interactions can be demonstrated examining the position of these systems within the  $G_m^E$  vs.  $H_m^E$  diagram [89-91]. The main features of this diagram can be found elsewhere [92]. Taking into account the values of  $G_m^E$  and  $H_m^E$  of the methanol + 2,5,8-trioxanonane system given above, we note that this solution is placed between the lines  $G_m^E = H_m^E/2$  and  $G_m^E = H_m^E$ , the region where are situated mixtures characterized by dipolar interactions (alkanone, or alkanoate, or dialkyl organic carbonate + alkane). For the 1-propanol + 2,5,8-trioxanonane system,  $H_m^E = 1214 \text{ J}\cdot\text{mol}^{-1}$  [54] and it is situated close to the region where solutions characterized by dispersive interactions are encountered (between the lines  $G_m^E = H_m^E/3$  and  $G_m^E = H_m^E/2$ ). Accordingly, Flory results are much better for this system than for the corresponding methanol mixture [14].

## 6. CONCLUSIONS

Density and viscosity data have been determined for the systems methanol + CH<sub>3</sub>-O-(CH<sub>2</sub>CH<sub>2</sub>O)<sub>*n*</sub>-CH<sub>3</sub> (*n* =2,3,4) at (293.15-303.15) K . Derived  $V_m^E$  results indicate the existence of large structural effects, of the free volume type, which increase in line with *n*. The relevance of structural effects is confirmed by the viscosity measurements or by the results obtained from the correlation of the data using the Grunberg-Nissan equation. The application of the ERAS model to methanol + linear polyether mixtures newly supports the existence of strong physical interactions and structural effects in such systems.

## 7. ACKNOWLEDGEMENTS

The authors gratefully acknowledge the financial support received from the Consejería de Educación y Cultura de Castilla y León, under Project VA100G19 (Apoyo a GIR, BDNS: 425389).

## 8. REFERENCES

- [1] Csikos, R., Pallay, J., Laky, J., Radchenko, E.D., Englin, B.A., Robert, J.A.: Low-lead fuel with MTBE and C4 alcohols. *Hydrocarbon Process. Int. Ed.* **55**, 121-125 (1976).
- [2] Hatzionnidis, I., Voutsas, E., Lois, E., Tassios, D.P.: Measurement and prediction of Reid vapor pressure of gasoline in the presence of additives *J. Chem. Eng. Data* **43**, 386-392 (1986).
- [3] Nowaczyk, U., Steimle F.: Thermophysical properties of new working fluid systems for absorption processes *Int. J. Refrig.* **15**, 10-15 (1992).
- [4] Soane, D.S.: *Polymer Applications for Biotechnology*, Prentice-Hall, Englewood Cliffs, (1994).
- [5] Feng, Z., Zhao, J., Li, Y., Xu, S., Zhou, J., Zhang, J., Deng, L., Dong, A.: Temperature-responsive *in situ* nanoparticle hydrogels based on hydrophilic pendant cyclic ether modified PEG-PCL-PEG. *Biomater. Sci.* **4**, 1493-1502 (2016).
- [6] Kralj, M., Tusek-Bozic, L., Frkanec, L.: Biomedical potentials of crown ethers: prospective antitumor agents. *ChemMedChem.* **3**, 1478-1492 (2008).
- [7] González, J.A., Mozo, I., García de la Fuente, I., Cobos, J.C., Riesco, N.: Thermodynamics of (1-alkanol + linear monoether) systems *J. Chem. Thermodyn.* **40**, (2008) 1495-1598.
- [8] Serna, A., García de la Fuente, I., González, J.A., Cobos, J.C.: Excess molar volumes of 1-propanol + *n*-polyethers at 298.15 K *Fluid Phase Equilib.* **133**, 187-192 (1997).
- [9] Villa, S., Riesco, N., Carmona, F.J., García de la Fuente, I., González, J.A.: Cobos,

- J.C.: Temperature dependence of excess properties in alcohols + ethers mixtures. I. Excess molar volumes of 1-propanol or 1-hexanol + ethers at 318.15 K. *Thermochim Acta* **362**, 169-177 (2000).
- [10] Serna, A., Villa, S., García de la Fuente, I., González, J.A., Cobos, J.C.: Excess molar volumes of binary mixtures of hexanol and polyethers at 25 °C. *J. Solution Chem.* **30**, 253-261 (2001).
- [11] Carmona, F. J., Arroyo, F. J., García de la Fuente, I., González, J.A., Cobos, J.C.: Excess molar volumes of methanol or ethanol + *n*-polyethers at 298.15 K. *Can. J. Chem.* **77**, 608-1616 (1999).
- [12] Carmona, F. J., Arroyo, F. J., García de la Fuente, I., González, J.A., Cobos, J.C.: Excess molar volumes of binary mixtures of 1-heptanol or 1-nonanol with *n*-polyethers at 25 °C. *J. Solution Chem.* **29**, 743-756 (2000).
- [13] Mozo, I., García de la Fuente, I., González, J.A., Cobos J.C.: Densities, excess molar volumes, speeds of sound at (293.15, 298.15 and 303.15) K and isentropic compressibilities at 298.15 for 1-butanol, 1-pentanol or 1-hexanol + dibutylether systems. *J. Chem. Eng. Data* **53**, 857-862 (2008).
- [14] González, J.A., Mediavilla, A., García de la Fuente, I., Cobos, J.C.: Thermodynamics of (1-alkanol + linear polyether) mixtures. *J. Chem. Thermodyn.* **59**, 195-208 (2013).
- [15] Cobos, J.C., Villamañán, M.A., Casanova, C.: Excess enthalpies of (*n*-alkanol + 2,5-dioxahexane) at 298.15 K. *J. Chem. Thermodyn.* **16**, 861-864 (1984).
- [16] Cobos, J.C., García, I., González, J.C., Casanova, C.: Excess enthalpies of (3,6,9-trioxaundecane + an *n*-alkan-1-ol) at 298.15 K. *J. Chem. Thermodyn.* **22**, 383-386 (1990).
- [17] Cobos, J.C., García de la Fuente, I., González, J.A.: Molar excess enthalpies for some systems containing the OH and (or) O groups in the same or in different molecules. *Can. J. Chem.* **80**, 292-301 (2002).
- [18] Mozo, I., García de la Fuente, I., González, J.A., Cobos, J.C.: Molar excess enthalpies at  $T = 298.15$  K for (1-alkanol + dibutylether) systems. *J. Chem. Thermodyn.* **42**, 17-22 (2010).
- [19] Alonso, V., González, J.A., García de la Fuente, I., Cobos, J.C.: Dielectric and refractive index measurements for the systems 1-pentanol + octane, or + dibutyl ether or for dibutyl ether + octane at different temperatures. *Thermochim. Acta* **543**, 246-253 (2012).
- [20] Alonso, V., González, J.A., García de la Fuente, I., Cobos, J.C.: Dielectric and refractive index measurements for the systems 1-pentanol + 2,5,8,11,14-pentaoxapentadecane, or for 2,5,8,11,14-pentaoxapentadecane + octane at (293.15–303.15) K. *Thermochim. Acta* **551**, 70-77 (2013).

- [21] González, J.A., Mozo, I., García de la Fuente, I., Cobos, J.C. Durov, V.A.: Thermodynamics of 1-alkanol + cyclic ether mixtures. *Fluid Phase Equilib.* **245**, 168-184 (2006).
- [22] González, J.A., Riesco, N., Mozo, I., García de la Fuente, I., Cobos, J.C.: Application of the Flory theory and of the Kirkwood-Buff formalism to the study of orientational effects in 1-alkanol + linear or cyclic monoether mixtures. *Ind. Eng. Chem. Res.* **48**, 7417-7429 (2009).
- [23] González, J.A., García de la Fuente, I. Cobos, J.C.: Application of the Kirkwood-Buff formalism to  $(\text{CH}_3(\text{CH}_2)_{n-1}\text{OH})$  + polyether mixtures for  $n = 1, 2, 3$ . *Thermochim. Acta* **525**, 103-113 (2011).
- [24] Kehiaian, H.V.: Group contribution methods for liquid mixtures: A critical review *Fluid Phase Equilib.* **13**, 243-252 (1983).
- [25] Heintz, A.: A new theoretical approach for predicting excess properties of alkanol/alkane mixtures. *Ber. Bunsenges. Phys. Chem.* **89**, 172-181 (1985).
- [26] Flory, P.J.: Statistical Thermodynamics of liquid mixtures. *J. Am. Chem. Soc.* **87**, 1833-1838 (1965).
- [27] Kirkwood, J.G., Buff, F.P.: The statistical mechanical theory of solutions. I. *J. Chem. Phys.* **19**, 774-777 (1954).
- [28] Villamañan, M.A., Casanova, C., Roux-Desgranges, G., Grolier, J.-P.E.: Thermochemical behaviour of mixtures of  $n$ -alcohol + aliphatic ether: heat capacities and volumes at 298.15 K. *Thermochim. Acta* **52**, 279-283 (1982).
- [29] Esteve, X., Olive, F., Patil, K.R., Chaudhari, S.K., Coronas A.: Densities and viscosities of the binary mixtures of interest for absorption refrigeration systems and heat pumps. *Fluid Phase Equilib.* **110**, 369-382 (1995).
- [30] Pereira, S.M., Rivas, M.A., Iglesias, T.P., Speeds of sound, densities, and isentropic compressibilities of the system methanol + tetraethylene glycol dimethyl ether at the temperatures from 293.15 K to 333.15 K. *J. Chem. Eng. Data* **47**, 1363-1366 (2002).
- [31] Grunberg, L., Nissan, A.H.: Mixture law for viscosity. *Nature* **164**, 799-800 (1949).
- [32] Hind, R.K., McLaughlin, E., Ubbelohde, A.R.: Structure and viscosity of liquids. Viscosity-temperature relationships of pyrrole and pyrrolidine. *Trans. Faraday Soc.* **56**, 331-334 (1960).
- [33] Frenkel, Y.I.: *Kinematics Theory of Liquids*, Oxford University Press, London, 1949.
- [34] Katti, P.K., Chaudhri, M.M.: Viscosities of binary mixtures of benzyl acetate with dioxane, aniline, and  $m$ -Cresol. *J. Chem. Eng. Data* **9**, 442-443 (1964).
- [35] McAllister, R.A.: The viscosity of liquid mixtures. *AIChE J.* **6**, 427-431 (1960).
- [36] Heric, E.L.: On the viscosity of ternary mixtures. *J. Chem. Eng. Data* **11**, 66-68 (1966).



- [37] Treszczanowicz, T., Cieslak D.: (Liquid + liquid) equilibria in (a dimethyl ether of a polyethene glycol + an *n*-alkane). *J. Chem. Thermodyn.* **25**, 661-665 (1993).
- [38] Mozo, I., González, J.A., García de la Fuente, I., Cobos, J.C.: Thermodynamics of mixtures containing ethers. III. Liquid-liquid equilibria for 2,5,8,11-tetraoxadodecane or 2,5,8,11,14-pentaoxapentadecane + selected *n*-alkanes *J. Chem. Eng. Data* **42**, 1091-1094 (2004).
- [39] Mohren, S., Heintz, A.: Excess properties of propan-1-ol + polyether and propan-1-ol + polyamine mixtures. Experimental results of HE and VE and application of a multiple cross-association theory based on the ERAS model. *Fluid Phase Equilib.* **133**, 247-264 (1997).
- [40] CIAAW, Atomic weights of the elements 2015, [ciaaw.org/atomic-weights.htm](http://ciaaw.org/atomic-weights.htm) (accessed 2019).
- [41] Villa, S., Riesco, N., García de la Fuente, I., González, J.A., Cobos, J.C.: Thermodynamics of mixtures with strongly negative deviations from Raoult's law. Part 5. Excess molar volumes at 298.15 K for 1-alkanols + dipropylamine systems. Characterization in terms of the ERAS model. *Fluid Phase Equilib.* **190**, 113-125 (2001).
- [42] Villa, S., Riesco, N., García de la Fuente, I., González, J.A., Cobos, J.C.: Thermodynamics of mixtures with strongly negative deviations from Raoult's law. Part 6. Excess molar volumes at 298.15 K for 1-alkanols + dibutylamine systems. Characterization in terms of the ERAS model. *Fluid Phase Equilib.* **198**, 313-329 (2002).
- [43] Sanz, L.F., González, J.A., García de la Fuente, I., Cobos, J.C.: Thermodynamics of mixtures with strongly negative deviations from Raoult's law. XI. Densities, viscosities and refractive indices at (293.15–303.15) K for cyclohexylamine + 1-propanol, or + 1-butanol systems. *J. Mol. Liq.* **172**, 26-33 (2012).
- [44] Romano, E., Trenzado, J.L., González, E., Matos, J.S., Segade, L., Jiménez, E.: Thermophysical properties of four binary dimethyl carbonate + 1-alcohol systems at 288.15–313.15 K. *Fluid Phase Equilib.* **211**, 219-240 (2003).
- [45] Bevington, P.R.: *Data Reduction and Error Analysis for the Physical Sciences*, McGraw-Hill, New York, (1969).
- [46] Powell, R. E., Roseveare, N. E., Eyring, H.: Diffusion, thermal conductivity, and viscous flow of liquids. *Ind. Eng. Chem.* **33**, 430-435 (1941).
- [47] González, J.A., Villa, S., Riesco, N., García de la Fuente, I., Cobos, J.C.: Thermodynamics of mixtures containing alkoxyethanols: Part XVII. ERAS characterization of alkoxyethanol + alkane systems. *Can. J. Chem.* **81**, 319-329 (2003).

- [48] González, J.A., García de la Fuente, I., Cobos, J.C.: Thermodynamics of mixtures with strongly negative deviations from Raoult's law. Part 4. Application of the DISQUAC model to mixtures of 1-alkanols with primary or secondary linear amines. Comparison with Dortmund UNIFAC and ERAS results. *Fluid Phase Equilib.* **168**, 31-58 (2000).
- [49] Heintz, A., Naicker, P.K., Verevkin, S.P., Pfestorf, R.: Thermodynamics of alkanol + amine mixtures. Experimental results and ERAS model calculation of the heat of mixing. *Ber. Bunsenges. Phys. Chem.* **102**, 953-959 (1998).
- [50] Heintz, A., Papaioannou, D.: Excess enthalpies of alcohol + amine mixtures. Experimental results and theoretical description using the ERAS model. *Thermochim. Acta* **310**, 69-76 (1998).
- [51] Bondi, A.: *Physical Properties of Molecular Crystals, Liquids and Glasses*, Wiley, New York, (1968).
- [52] Villa, S., Riesco, N., García de la Fuente, I., González, J.A., Cobos, J.C.: Thermodynamics of mixtures with strongly negative deviations from Raoult's law. Part 8. Excess molar volumes at 298.15 K for 1-alkanols + isomeric amine (C<sub>6</sub>H<sub>15</sub>N). Characterization in terms of the ERAS model. *Fluid Phase Equilib.* **216**, 123-133 (2004).
- [53] Funke, H., Wetzel, M., Heintz, A.: New applications of the ERAS model. Thermodynamics of amine + alkane and alcohol + amine mixtures. *Pure Appl. Chem.*, 1429-1439 (1989).
- [54] Villamañán, M.A., Casanova, C., Roux, A.H., Grolier, J.-P.E.: Calorimetric investigation of the interactions between oxygen and hydroxyl groups in (alcohol + ether) at 298.15 K. *J. Chem. Thermodyn.* **14**, 251-258 (1982).
- [55] López, E.R., García, J., Coronas, A., Fernández, J.: Experimental and predicted excess enthalpies of the working pairs (methanol or trifluoroethanol + polyglycol ethers) for absorption cycles. *Fluid Phase Equilib.* **133**, 229-238 (1997).
- [56] Meyer, R.J., Metzger, J.V., Kehiaian, C., Kehiaian, H.V.: Enthalpies de melange des acetals avec les alcanes normaux, le benzene et le tetrachlorure de carbone. *Thermochim. Acta.* **38**, 197-209 (1980).
- [57] Treszczanowicz, T., Benson, G.C., Lu, B.C.-Y.: Excess enthalpies for binary mixtures of 2,5,8-trioxanonane or 2,5,8,11,14-pentaoxapentadecane with *n*-alkanes at 298.15 K. *J. Chem. Eng. Data* **33**, 379-381 (1988).
- [58] Treszczanowicz, T., Wang, L., Benson, G.C., Lu, B.C.-Y.: Excess enthalpies for binary mixtures formed by 2,5,8,11-tetraoxadodecane with homologous *n*-alkanes. *Thermochim. Acta* **189**, 255-259 (1991).
- [59] Skrzecz, A.: Critical evaluation of solubility data in binary systems formed by methanol with *n*-hydrocarbons. *Thermochim. Acta* **182**, 123-131 (1991).

- [60] Lepori, L., Gianni, P., Matteoli, E.: The effect of the molecular size and shape on the volume behavior of binary liquid mixtures. Branched and cyclic alkanes in heptane at 298.15 K. *J. Solution Chem.* **42**, 1263-1304 (2013).
- [61] Costas, M., Van Tra, H., Patterson, D., Cáceres-Alonso, M., Tardajos, G., Aicart, E.: Liquid structure and second-order mixing functions for 1-chloronaphthalene with linear and branched alkanes. *J. Chem. Soc., Faraday Trans.1* **84**, 1603-1616 (1988).
- [62] Riddick, J.A., Bunger, W.B., Sakano, T.K.: *Organic Solvents, Techniques of Chemistry.* Weissberger, A. Ed., Wiley: New York, Vol. II, 1986.
- [63] Peleteiro, J., Tovar, C.A., Carballo, E., Legido, J.L., Romaní, L.: Temperature dependence of volumetric properties of binary mixtures containing oxaalkane + *c*-hexane. *Can. J. Chem.* **72**, 454-462 (1994).
- [64] Rowlinson, J.S., Swinton, F.L.: *Liquids and Liquid Mixtures*, third ed., Butterworths, London, 1982.
- [65] Kalali, H., Kohler, F., Svejda, P.: Excess properties of binary mixtures of 2,2,4-trimethylpentane with one polar component. *Fluid Phase Equilib.* **20**, 75-80 (1985).
- [66] Treszczanowicz, A.J., Kiyohara, O., Benson, G.C.: Interpretation of the excess volume in alcohol and saturated-hydrocarbon binary systems. *Bull. Acad. Pol. Sci., Ser. Sci. Chim.* **XXIX**, 103-110 (1981).
- [67] Treszczanowicz, A.J., Benson, G.C.: Excess volumes for *n*-alkanols + *n*-alkanes II. Binary mixtures of *n*-pentanol, *n*-hexanol, *n*-octanol, and *n*-decanol + *n*-heptane. *J. Chem. Thermodyn.* **10**, 967-974 (1978).
- [68] Treszczanowicz, A.J., Benson, G.C.: Excess volumes for *n*-alkanols + *n*-alkanes I. Binary mixtures of methanol, ethanol, *n*-propanol, and *n*-butanol + *n*-heptane. *J. Chem. Thermodyn.* **9**, 1189-1197 (1977).
- [69] Andreoli Ball, L., Trejo, L.M., Costas, M., Patterson, D.: Excess volumes of mixtures of glymes with normal, branched and cyclic alkanes. *Fluid Phase Equilib.* **147**, 163-180 (1998).
- [70] Singh, K.P., Agarwal, H., Shukla, V.K., Vibhu, I., Gupta, M., Shuka, J.P.: Ultrasonic velocities, densities, and refractive indices of binary mixtures of polyethylene glycol 250 dimethyl ether with 1-propanol and with 1-butanol. *J. Solution Chem.* **39**, 1749-1762 (2010).
- [71] Nieves Caro, M., Trenzado, J.L., Galván, S., Romano, E., González, E., Alcalde, R., Aparicio, S.: Densities and viscosities of three binary monoglyme + 1-alcohol systems from (283.15 to 313.15) K. *J. Chem. Eng. Data* **58**, 909-914 (2013).
- [72] Fort, R.J., Moore, W.R.: Viscosities of binary liquid mixtures. *Trans. Faraday. Soc.* **62** (1966) 1112-1119.

- [73] Papaioannou, D., Panayiotou, C.G.: Viscosity of binary mixtures of propylamine with alkanols at moderately high pressures. *J. Chem. Eng. Data* **40**, 202-209 (1995).
- [74] Papaioannou, D., Bridakis, M., Panayiotou, C. G.: Excess dynamic viscosity and excess volume of *N*-butylamine + 1-alkanol mixtures at moderately high pressures. *J. Chem. Eng. Data* **38**, 370-378 (1993)
- [75] Schutte, R.P., Liu, T.C., Hepler, L.H.: Viscosities of mixtures of chloroform + triethylamine: analysis in terms of three components (A, B and AB<sub>2</sub>). *Can. J. Chem.* **67**, 446-448 (1989).
- [76] Hepler, L.G., Fenby, D.V.: Thermodynamic study of complex formation between triethylamine and chloroform. *J. Chem. Thermodyn.* **5**, 471-475 (1973).
- [77] Oswal, S.L., Prajapati, K.D., Oswal, P., Ghael, N.Y., Ijardar, S.P.: Viscosity of binary mixtures of 1-alkanol + cyclohexane, 2-alkanol + cyclohexane and 1-alkanol + methylcyclohexane at 303.15 K. *J. Mol. Liq.* **116**, 3-82 (2005).

- [78] Sanz, L.F., González, J.A., García de la Fuente, I., Cobos, J.C.: Thermodynamics of mixtures with strongly negative deviations from Raoult's law. XII. Densities, viscosities and refractive indices at  $T = (293.15 \text{ to } 303.15) \text{ K}$  for (1-heptanol, or 1-decanol + cyclohexylamine) systems. Application of the ERAS model to (1-alkanol + cyclohexylamine) mixtures. *J. Chem. Thermodyn.* **80**, 161-171 (2015).
- [79] Sanz, L.F., González, J.A., García de la Fuente, I., Cobos, J.C.: Thermodynamics of mixtures with strong negative deviations from Raoult's law. XIV. Density, permittivity, refractive index and viscosity data for the methanol + cyclohexylamine mixture at (293.15-303.15) K. *Thermochim. Acta* **631**, 18-27 (2016).
- [80] Gurung, B.B., Roy, M.N.: Study of densities, viscosities and ultrasonic speeds of binary mixtures containing 1,2-dimethoxyethane and an alkan-1-ol at 298.15 K. *J. Solution Chem.* **35**, 1587-1606 (2006)
- [81] Villamañán, M.A., Van Ness, H.C.; *Int. DATA Ser., Sel. Data Mixtures, Ser. A* **1**, 32-37 (1985).
- [82] Oswal, S.L., Desai, H.S.: Studies of viscosity and excess molar volume of binary mixtures.: 1. Propylamine+1-alkanol mixtures at 303.15 and 313.15 K. *Fluid Phase Equilib.* **149**, 359-372 (1998).
- [83] Moreau, C., Douhéret, G.: Thermodynamic behavior of water-acetonitrile mixtures excess volumes and viscosities. *Thermochim. Acta* **13**, 385-392 (1975).
- [84] Eyring, H., Jones, M.S.: *Significant Liquid Structure*, Wiley, New York, (1969).
- [85] Martins, R.J., de M. Cardoso, M.J.E., Barcia, O.E.: Excess Gibbs free energy model for calculating the viscosity of binary liquid mixtures. *Ind. Eng. Chem. Res.* **39**, 849-854 (2000).
- [86] Chen, S., Lei, Q., Fang, W.: Viscosities and densities for binary mixtures of *N*-methylpiperazine with methanol, ethanol, *n*-propanol, iso-propanol, *n*-butanol and iso-butanol at 293.15, 298.15 and 303.15 K. *Fluid Phase Equilib.* **234**, 22-33 (2005).
- [87] Kehiaian, H.V., Tiné, M.R., Lepori, L., Matteoli, E., Marongiu, B.: Thermodynamics of binary mixtures containing oxaalkanes. Part 3. Monoethers, polyethers, acetals, orthoesters and cyclic monoethers + *n*-alkanes or cyclohexane. *Fluid Phase Equilib.* **46**, 31-177 (1989).
- [88] Benson, G.C., Kumaran, M.K., D'Arcy, P.J.: Excess enthalpies and heat capacities for 3,6-dioxaoctane + *n*-heptane mixtures. *Thermochim. Acta* **74**, 187-191 (1984).
- [89] Kohler, F., Gaube, J.: Temperature-dependence of excess thermodynamic properties of mixtures and intermolecular interactions. *Pol. J. Chem.* **54**, 1987-1993 (1980).
- [90] Fuchs, R., Krenzer, L., Gaube, J.: Excess properties of binary mixtures composed of a polar component and an alkane. *Ber. Bunsenges. Phys. Chem.* **88**, 642-649 (1984).

- [91] Shukla, K. P., Chialvo, A.A.; Haile, J.M.: Thermodynamic excess properties in binary fluid mixtures. *Ind. Eng. Chem. Res.* **27**, 664-671 (1988).
- [92] González, J.A., Hevia, F., Sanz, L.F., García de la Fuente, I., Cobos, J.C.: Characterization of 1-alkanol + strongly polar compound mixtures from thermophysical data and the application of the Kirkwood-Buff integrals and Kirkwood-Fröhlich formalisms. *Fluid Phase Equilib.* **492**, 41-54 (2019).
- [93] González, B., Calvar, N., Gómez, E., Domínguez, A.: Density, dynamic viscosity, and derived properties of binary mixtures of methanol or ethanol with water, ethyl acetate, and methyl acetate at  $T = (293.15, 298.15, \text{ and } 303.15)$  K. *J. Chem. Thermodyn.* **39**, 1578-2588 (2007).
- [94] Yang, C., Lai, H., Liu, Z., Ma, P.: Densities and viscosities of diethyl carbonate + Toluene, + methanol, and + 2-propanol from (293.15 to 363.15) K. *J. Chem. Eng. Data* **51**, 584-589 (2006).
- [95] Ku, H.-C., Tu, C.-H., Densities and viscosities of seven glycol ethers from 288.15 K to 343.15 K. *J. Chem. Eng. Data* **45**, 391-394 (2000).
- [96] Xu, Q., Sun, S., Lan, G., Xiao, J., Zhang, J., Wei, X.: Excess properties and spectral investigation for the binary system diethylene glycol dimethyl ether + water at  $T = (293.15, 298.15, 303.15, 308.15, \text{ and } 313.15)$  K. *J. Chem. Eng. Data* **60**, 2-10 (2014).
- [97] Carvalho, P.J., Fonseca, C.H.G., Moita, M.-L.C.J., Santos, A.F.S., Coutinho, J.A.P., Thermophysical properties of glycols and glymes. *J. Chem. Eng. Data* **60**, 3721-3737 (2015).
- [98] Rivas, M.A., Iglesias, T.P., Pereira, S.M., Banerji, N.: On the permittivity and density measurements of binary systems of {triglyme + (*n*-nonane or *n*-dodecane)} at various temperatures. *J. Chem. Thermodyn.* 61-71 (2005).
- [99] Kodama, D., Kanakubo, M., Kokubo, M., Hashimoto, S., Nanjo, H., Kato, M.: Density, viscosity, and solubility of carbon dioxide in glymes. *Fluid Phase Equilib.* **302**, 103-108 (2011).
- [100] Conesa, A., Shen, S., Coronas, A.: Liquid densities, kinematic viscosities, and heat capacities of some ethylene glycol dimethyl ethers at temperatures from 283.15 to 423.15 K. *Int. J. Thermophys.* **19**, 1343-1358 (1998).
- [101] Manchanda, H.K., Trivedi, T.J., Kumar, A.; Volumetric and surface properties of aqueous mixtures of polyethers at  $T = (298.15, 308.15, \text{ and } 318.15)$  K. *J. Chem. Eng. Data* **56**, 2669-2676 (2011).
- [102] Zivkovicz, E.M., Bajic, D.M., Radovic, I.R., Serbanovic, S.P., Kijevcanin, M.L.: Volumetric and viscometric behavior of the binary systems ethyl lactate +1,2-propanediol, +1,3-propanediol, + tetrahydrofuran and +t etraethylene glycol dimethyl

ether. New UNIFAC–VISCO and ASOG–VISCO parameters determination. *Fluid Phase Equilib.* **373**, 1-19 (2014).

- [103] Pal, A., Singh, Y.P.: Viscosity in water + ethylene glycol dimethyl, + diethylene glycol dimethyl, + triethylene glycol dimethyl, and + tetraethylene glycol dimethyl ethers at 298.15 K. *J. Chem. Eng. Data* **41**,1008-1011 (1996).
- [104] Begum, S.K., Clarke, R.J., Ahmed, M.S., Begum, S.; Saleh, M.A.; Volumetric, viscosimetric and surface properties of aqueous solutions of triethylene glycol, tetraethylene glycol, and tetraethylene glycol dimethyl ether. *J. Mol. Liq. M*, 11-18 (2013).

TABLE 1

Source and purity of the pure compounds used in this work

Compound	Source	Purity <sup>a</sup>	Methods of purification
Methanol	Sigma-Aldrich	0.998	Dried with molecular sieves Type 3A
2,5,8-trioxanonane	Fluka	≥ 0.99	Dried with molecular sieves Type 3A
2,5,8,11-tetraoxadodecane	Fluka	≥ 0.98	Dried with molecular sieves Type 3A
2,5,8,11,14-pentaoxapentadecane	Fluka	≥ 0.98	Dried with molecular sieves Type 3A

<sup>a</sup>in mole fraction (by gas chromatography. Provided by the supplier)



TABLE 2

Thermophysical properties of pure compounds at temperature  $T$  and 0.1 MPa:  $\rho$ , density and  $\eta$ , dynamic viscosity<sup>a</sup>

Compound	T/K	$\rho$ /g.cm <sup>-3</sup>		$\eta$ /mPa.s	
		Exp.	Lit.	Exp.	Lit.
Methanol	293.15	0.791576	0.79190 <sup>b</sup>	0.590	0.585 <sup>b</sup>
			0.79109 <sup>c</sup>		0.593 <sup>c</sup>
			0.79154 <sup>d</sup>		0.582 <sup>d</sup>
	298.15	0.786872	0.78720 <sup>b</sup>	0.551	0.545 <sup>b</sup>
			0.78648 <sup>c</sup>		0.551 <sup>c</sup>
			0.78683 <sup>d</sup>		0.550 <sup>d</sup>
	303.15	0.782140	0.78248 <sup>b</sup>	0.505	0.508 <sup>b</sup>
			0.78122 <sup>c</sup>		0.509 <sup>c</sup>
			0.78212 <sup>d</sup>		0.512 <sup>d</sup>
2,5,8-trioxanonane	293.15	0.944138	0.9434 <sup>e</sup>	1.079	1.09 <sup>f</sup>
			0.9452 <sup>f,g</sup>		1.081 <sup>g</sup>
	298.15	0.939171	0.9385 <sup>e</sup>	0.997	0.998 <sup>f</sup>
			0.9398 <sup>f</sup>		1.011 <sup>g</sup>
			0.9402 <sup>g</sup>		
	303.15	0.934206	0.9335 <sup>e</sup>	0.916	0.914 <sup>f</sup>
			0.9350 <sup>f</sup>		0.942 <sup>g</sup>
			0.9352 <sup>g</sup>		
2,5,8,11-tetraoxadodecane	293.15	0.986165	0.98416 <sup>h</sup>	2.188	2.19 <sup>i</sup>
			0.9860 <sup>g</sup>		2.162 <sup>g</sup>
			0.98569 <sup>j</sup>		2.158 <sup>j</sup>
	298.15	0.981408	0.97961 <sup>h</sup>	1.974	1.96 <sup>i</sup>
			0.9815 <sup>g</sup>		1.956 <sup>g</sup>
			0.98123 <sup>k</sup>		
	303.15	0.976657	0.97485 <sup>h</sup>	1.777	1.78 <sup>i</sup>
			0.9767 <sup>g</sup>		1.777 <sup>g</sup>
			0.97672 <sup>j</sup>		1.761 <sup>j</sup>
2,5,8,11,14-pentaoxpanetadecane	293.15	1.011350	1.012060 <sup>l</sup>	3.817	3.84 <sup>i</sup>
			1.0123 <sup>g</sup>		3.846 <sup>g</sup>
			1.0116 <sup>j</sup>		3.795 <sup>l</sup>
	298.15	1.006723	1.00726 <sup>k</sup>	3.378	3.40 <sup>i</sup>
			1.0076 <sup>g</sup>		3.335 <sup>g</sup>

TABLE 2 (continued)

			1.00742 <sup>l</sup>		3.348 <sup>l</sup>
			1.0063 <sup>m</sup>		3.294 <sup>m</sup>
			1.0070 <sup>n</sup>		3.334 <sup>n</sup>
303.15	1.002115	1.0020 <sup>n</sup>	2.985		2.955 <sup>n</sup>
		1.0031 <sup>g</sup>			2.967 <sup>g</sup>
		1.0029 <sup>j</sup>			2.951 <sup>j</sup>
		1.00279 <sup>l</sup>			2.983 <sup>l</sup>
					2.99 <sup>i</sup>

---

<sup>a</sup>uncertainties,  $u$ , are:  $u(T) = \pm 0.01$  K;  $u(p) = 1$  kPa;  $u(\rho) = \pm 5 \cdot 10^{-5}$  g·cm<sup>-3</sup>;  $u(\eta) = \pm 0.01 \cdot \eta$  mPa·s; <sup>b</sup>[93]; <sup>c</sup>[86]; <sup>d</sup>[94]; <sup>e</sup>[95]; <sup>f</sup>[96]; <sup>g</sup>[97]; <sup>h</sup>[98]; <sup>i</sup>[99]; <sup>j</sup>[100]; <sup>k</sup>[101]; <sup>l</sup>[102]; <sup>m</sup>[103]; <sup>n</sup>[104]

TABLE 3

Coefficients  $A_i$  and standard deviations,  $\sigma(\Delta F)$  (eq. 3) for representation of the  $\Delta F$  property at temperature  $T$  for methanol(1) + linear polyether(2) systems at temperature,  $T$  and 0.1 MPa by eq. 2.

Property: $\Delta F$	$T/K$	$A_0$	$A_1$	$A_2$	$A_3$	$\sigma(\Delta F)$
Methanol(1) + 2,5,8-trioxanonane(2)						
$V_m^E/\text{cm}^3\cdot\text{mol}^{-1}$	293.15	-2.3779	-0.9656	-0.6524		0.006
$\Delta\eta/\text{mPa}\cdot\text{s}$		0.294	0.099	0.029		0.001
$V_m^E/\text{cm}^3\cdot\text{mol}^{-1}$	298.15	-2.3912	-0.9891	-0.6513		0.006
$\Delta\eta/\text{mPa}\cdot\text{s}$		0.273	0.092	0.039		0.001
$\Delta(\Delta G^*)/\text{J}\cdot\text{mol}^{-1}$		3037	1351	590		6
$V_m^E/\text{cm}^3\cdot\text{mol}^{-1}$	303.15	-2.3986	-1.0164	-0.6630		0.006
$\Delta\eta/\text{mPa}\cdot\text{s}$		0.249	0.094	0.040		0.001
Methanol(1) + 2,5,8,11-tetroxadodecane(2)						
$V_m^E/\text{cm}^3\cdot\text{mol}^{-1}$	293.15	-2.8319	-1.2084	-0.8808	-0.8077	0.005
$\Delta\eta/\text{mPa}\cdot\text{s}$		0.839	0.158	-0.180		0.002
$V_m^E/\text{cm}^3\cdot\text{mol}^{-1}$	298.15	-2.8620	-1.2130	-0.8743	-0.8594	0.005
$\Delta\eta/\text{mPa}\cdot\text{s}$		0.781	0.172	-0.146		0.002
$\Delta(\Delta G^*)/\text{J}\cdot\text{mol}^{-1}$		5862	3235	1552		13
$V_m^E/\text{cm}^3\cdot\text{mol}^{-1}$	303.15	-2.8947	-1.2076	-0.8961	-0.9058	0.0053
$\Delta\eta/\text{mPa}\cdot\text{s}$		0.733	0.186	-0.117		0.002
Methanol(1) + 2,5,8,11,14-pentaoxapentadecane(2)						
$V_m^E/\text{cm}^3\cdot\text{mol}^{-1}$	293.15	-3.1115	-1.5680	-1.8493	-0.8802	0.008
$\Delta\eta/\text{mPa}\cdot\text{s}$		1.487	-0.117	-0.306		0.004
$V_m^E/\text{cm}^3\cdot\text{mol}^{-1}$	298.15	-3.1336	-1.6083	-1.9202	-0.8543	0.008
$\Delta\eta/\text{mPa}\cdot\text{s}$		1.399	-0.063	-0.203		0.005
$\Delta(\Delta G^*)/\text{J}\cdot\text{mol}^{-1}$		8346	4341	3138	2023	7
$V_m^E/\text{cm}^3\cdot\text{mol}^{-1}$	303.15	-3.1564	-1.6454	-1.9713	-0.8831	0.008
$\Delta\eta/\text{mPa}\cdot\text{s}$		1.326	0.024	-0.161		0.004

TABLE 4

Fitted parameters and relative standard deviations,  $\sigma_r$ , for the semi-empirical equations used for the correlation of viscosity data for methanol(1) + linear polyether(2) mixtures at temperature  $T$ .

Equation	Parameter	$\sigma_r^a$	Parameter	$\sigma_r^a$	Parameter	$\sigma_r^a$
	$T = 293.15 \text{ K}$		$T = 298.15 \text{ K}$		$T = 303.15 \text{ K}$	
Methanol(1) + 2,5,8-trioxanonane(2)						
Grunberg-Nissan	0.518	0.015	0.515	0.014	0.514	0.013
Hind	0.985	0.007	0.915	0.007	0.840	0.007
Frenkel	1.034	0.015	0.959	0.014	0.880	0.013
Katti-Chaudhri <sup>b</sup>	1.290	0.037	1.285	0.037	1.285	0.038
McAllister	$Z_{12}=1.231$	0.008	$Z_{12}=1.149$	0.009	$Z_{12}=1.066$	0.009
	$Z_{21}=1.049$		$Z_{21}=0.977$		$Z_{21}=0.898$	
Heric	$\alpha_{12}=0.818$	0.008	$\alpha_{12}=0.810$	0.008	$\alpha_{12}=0.824$	0.009
	$\alpha'_{12}=0.093$		$\alpha'_{12}=0.087$		$\alpha'_{12}=0.117$	
Methanol(1) + 2,5,8,11-tetraoxadodecane(2)						
Grunberg-Nissan	1.302	0.072	1.280	0.066	1.282	0.061
Hind	1.796	0.012	1.644	0.012	1.502	0.013
Frenkel	2.178	0.072	1.978	0.066	1.800	0.061
Katti-Chaudhri <sup>b</sup>	2.509	0.090	2.485	0.089	2.484	0.091
McAllister	$Z_{12}=2.637$	0.020	$Z_{12}=2.426$	0.020	$Z_{12}=2.242$	0.021
	$Z_{21}=1.763$		$Z_{21}=1.604$		$Z_{21}=1.449$	
Heric	$\alpha_{12}=2.758$	0.020	$\alpha_{12}=2.729$	0.020	$\alpha_{12}=2.754$	0.021
	$\alpha'_{12}=1.598$		$\alpha'_{12}=1.595$		$\alpha'_{12}=1.644$	
Methanol(1) + 2,5,8,11,14-pentaoxapentadecane(2)						
Grunberg-Nissan	2.007	0.176	1.972	0.156	1.962	0.144

TABLE 5 (continued)

Hind	2.920	0.014	2.647	0.009	2.395	0.006
Frenkel	4.090	0.176	3.657	0.156	3.277	0.144
Katti-Chaudhri <sup>b</sup>	3.675	0.150	3.637	0.149	3.616	0.151
McAllister	$Z_{12} = 5.604$	0.042	$Z_{12} = 5.046$	0.043	$Z_{12} = 4.622$	0.044
	$Z_{21} = 2.623$		$Z_{21} = 2.358$		$Z_{21} = 2.093$	
Heric	$\alpha_{12} = 4.769$	0.042	$\alpha_{12} = 4.695$	0.043	$\alpha_{12} = 4.712$	0.044
	$\alpha'_{12} = 3.309$		$\alpha'_{12} = 3.258$		$\alpha'_{12} = 3.313$	

---

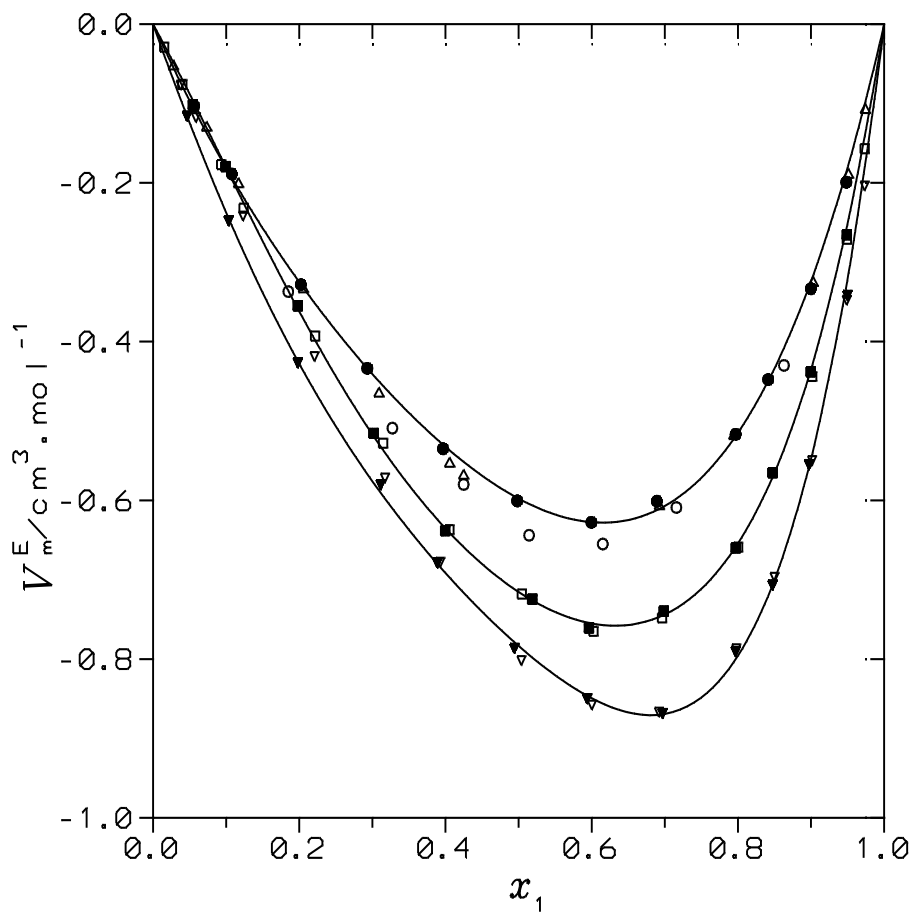
<sup>a</sup>eq. (4); <sup>b</sup>values of  $W_{12} / RT$  ( $R = 8.314 \text{ J}\cdot\text{mol}^{-1}\cdot\text{K}^{-1}$ ) are given

TABLE 5

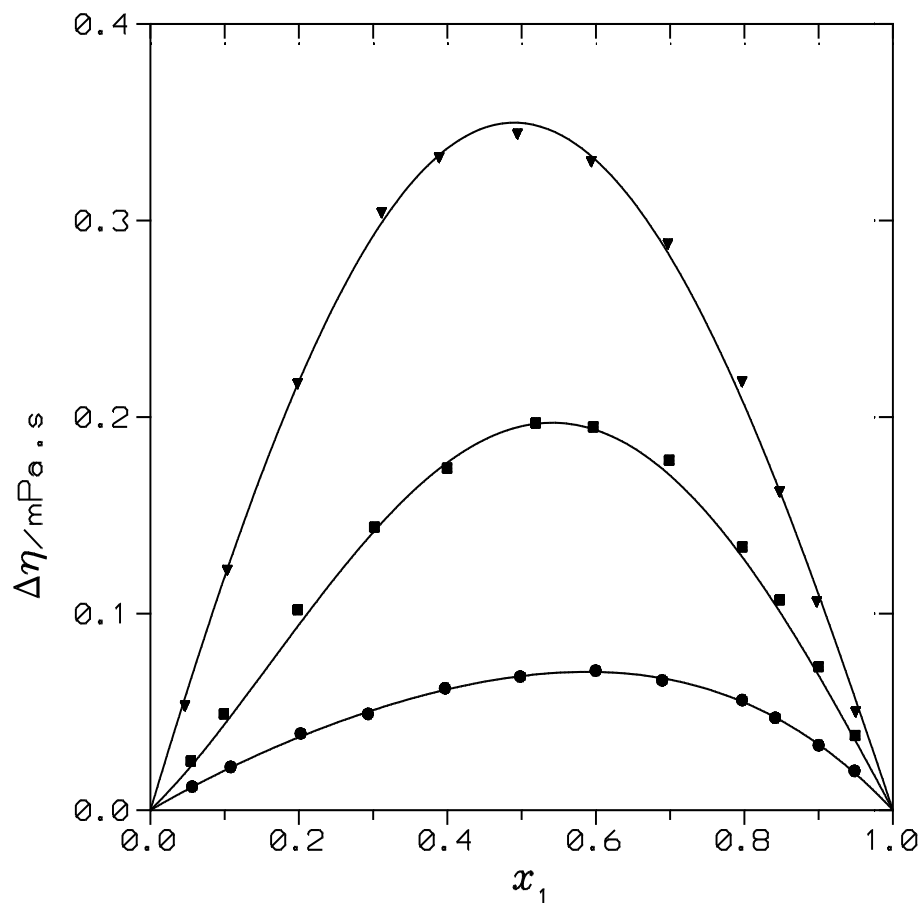
ERAS parameters for methanol(1) + linear polyether(2) mixtures at 298.15 K

Linear polyether	$K_{AB}$	$\Delta h_{AB}^*$ / kJ·mol <sup>-1</sup>	$\Delta v_{AB}^*$ / cm <sup>3</sup> ·mol <sup>-1</sup>	$X_{AB}$ / J·cm <sup>-3</sup>
2,5-dioxahexane	18	-25	-16	17
3,6-dioxaoctane	14.8	-25	-19.8	12
2,5,8-trioxanonane	8.5	-25	-16	14.8
2,5,8,11-tetradodecane	8.5	-30	-24.2	17
2,5,8,11,14-pentaoxapentadecane	8.5	-34.2	-27	22

<sup>a</sup>  $K_{AB}$ , association constant of component A with component B;  $\Delta h_{AB}^*$ , association enthalpy of component A with component B;  $\Delta v_{AB}^*$ , association volume of component A with component B;  $X_{AB}$ , physical parameter

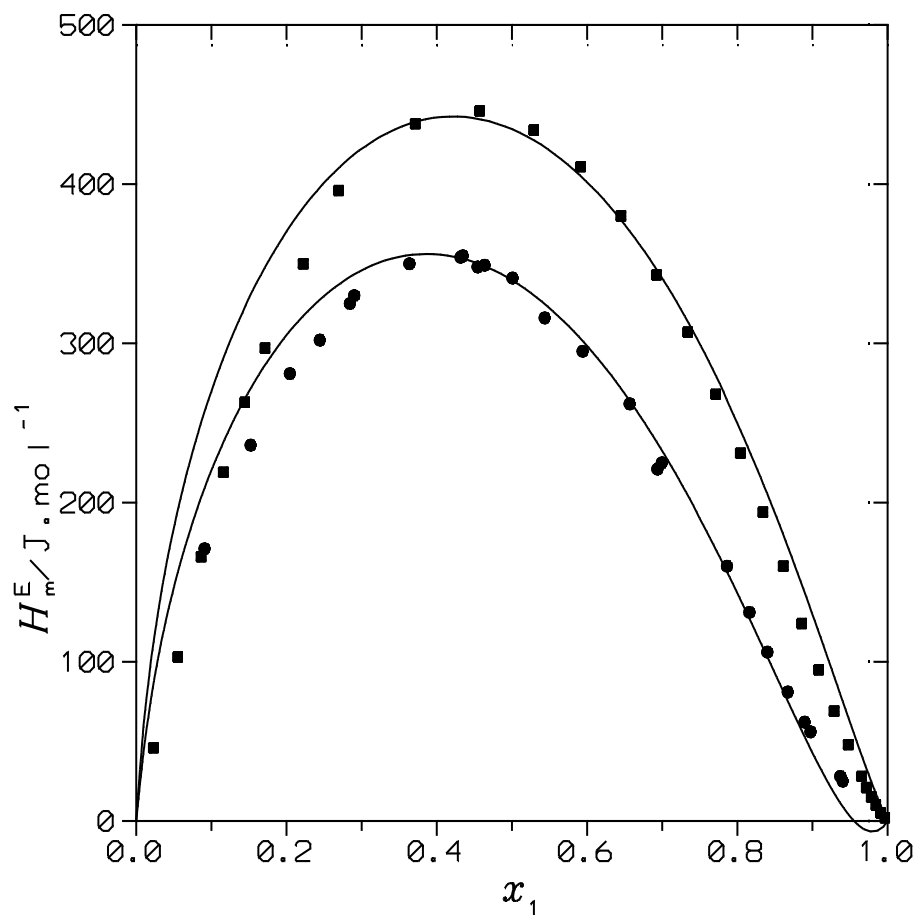


**Figure 1**  $V_m^E$  at 298.15 K for methanol(1) +  $\text{CH}_3\text{-O-(CH}_2\text{CH}_2\text{O)}_n\text{-CH}_3$ (2) mixtures. Points, experimental data: ( $\bullet$ ) (this work); ( $\Delta$ ) [11]; ( $\circ$ ) [28]  $n = 2$ ; ( $\blacksquare$ ), (this work); ( $\square$ ) [11];  $n = 3$ ; ( $\blacktriangledown$ ), (this work); ( $\triangledown$ ) [11],  $n = 4$ . Lines, calculations using equation (2) with coefficients from Table 3.

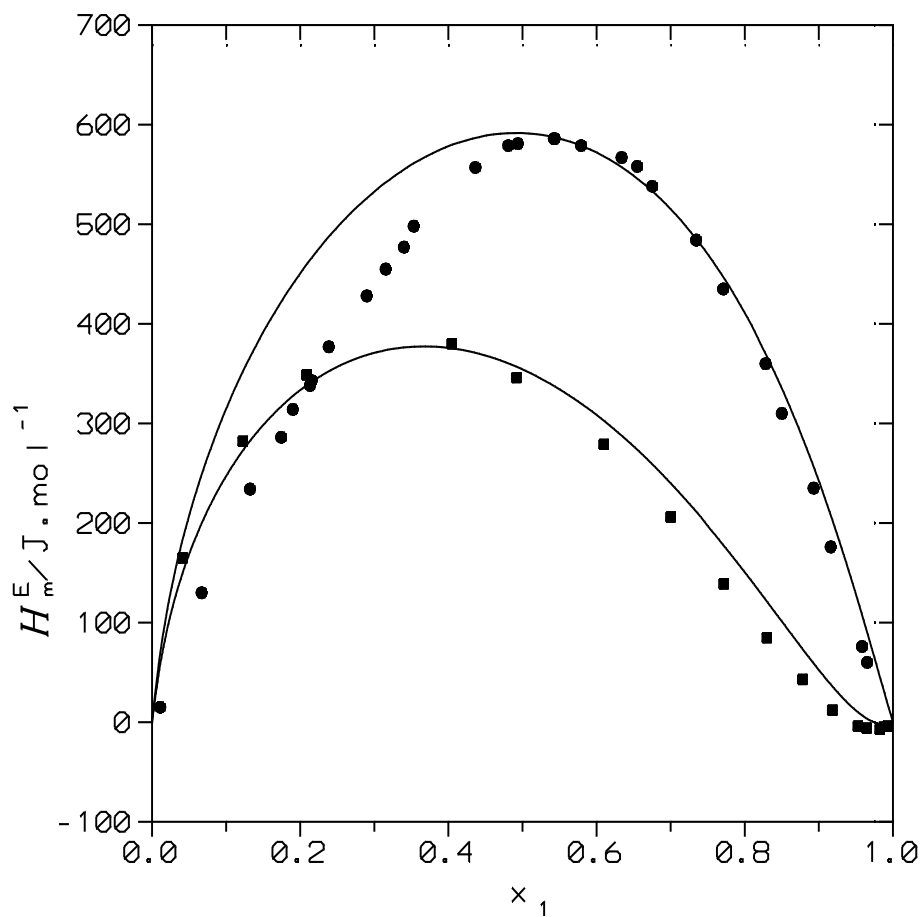


**Figure 2**  $\Delta\eta$  for methanol(1) +  $\text{CH}_3\text{-O-(CH}_2\text{CH}_2\text{O)}_n\text{-CH}_3$ (2) systems at 298.15 K. Symbols, experimental data (this work): (●),  $n = 2$ ; (■),  $n = 3$ ; (▼),  $n = 4$ . Lines, calculations using equation (2) with coefficients from Table 3.

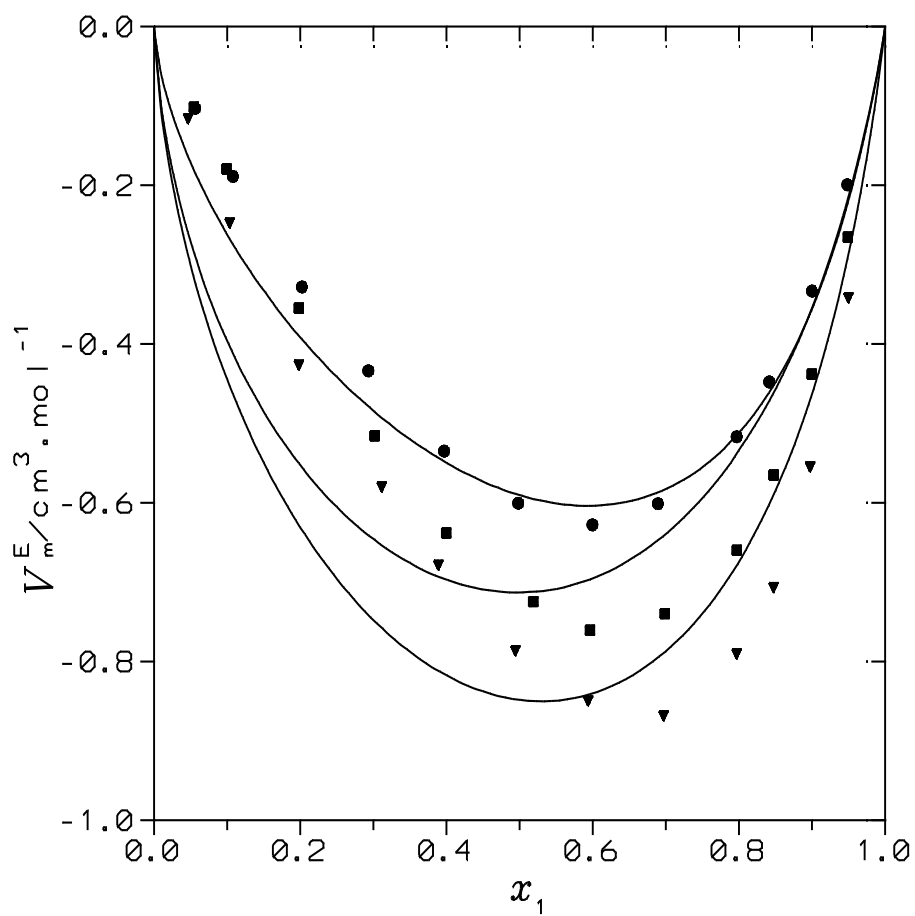




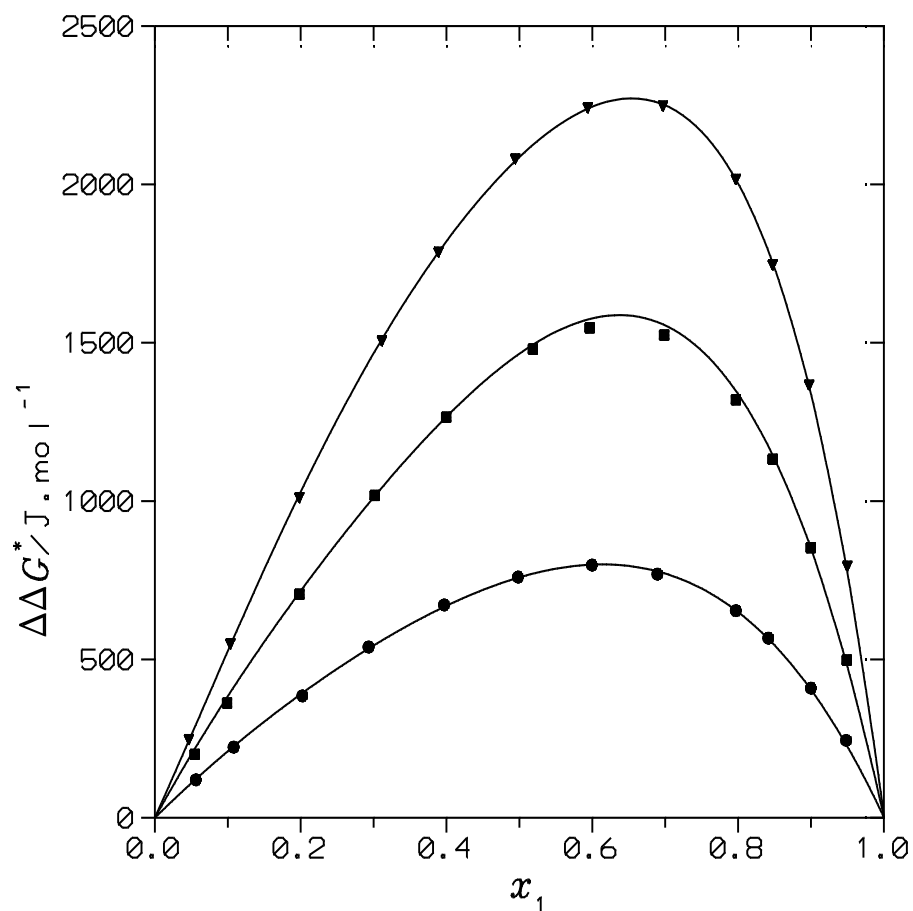
**Figure 3**  $H_m^E$  at 298.15 K for methanol(1) +  $\text{CH}_3\text{-O-(CH}_2\text{CH}_2\text{O)}_n\text{-CH}_3$ (2) systems. Points, experimental data: (●) [15],  $n = 1$ ; (■),  $n = 2$  [54]. Lines, ERAS calculations using coefficients from Table 5.



**Figure 4**  $H_m^E$  at 298.15 K for methanol(1) + linear polyether(2) systems. Points, experimental data: (●),  $\text{CH}_3\text{-O-(CH}_2\text{CH}_2\text{O)}_4\text{-CH}_3$  [55]; (■), 3,6-dioxaoctane [54]. Lines, ERAS calculations using coefficients from Table 5.



**Figure 5**  $V_m^E$  at 298.15 K for methanol(1) +  $\text{CH}_3\text{-O-(CH}_2\text{CH}_2\text{O)}_n\text{-CH}_3(2)$  systems. Points, experimental data (this work): ( $\bullet$ ),  $n = 2$ ; ( $\blacksquare$ ),  $n = 3$ ; ( $\blacktriangledown$ ),  $n = 4$ . Lines, ERAS calculations using coefficients from Table 5.



**Figure 6**  $\Delta\Delta G^*$  for methanol(1) +  $\text{CH}_3\text{-O-(CH}_2\text{CH}_2\text{O)}_n\text{-CH}_3$ (2) systems at 298.15 K. Symbols, experimental results (this work): ( $\bullet$ ),  $n = 2$ ; ( $\blacksquare$ ),  $n = 3$ ; ( $\blacktriangledown$ ),  $n = 4$ . Lines, calculations using equation (2) with coefficients from Table 3.

**SUPPLEMENTARY MATERIAL**

**VOLUMETRIC AND VISCOSIMETRIC MEASUREMENTS FOR METHANOL +  
CH<sub>3</sub>-O-(CH<sub>2</sub>CH<sub>2</sub>O)<sub>n</sub>-CH<sub>3</sub> (*n* = 2,3,4) MIXTURES AT (293.15-303.15) K AND  
ATMOSPHERIC PRESSURE. APPLICATION OF THE ERAS MODEL**

**Juan A. González,\* Francisco J. Martínez, Luis F. Sanz, Fernando Hevia, Isaías García de la Fuente, José C. Cobos**

G.E.T.E.F., Departamento de Física Aplicada, Facultad de Ciencias, Universidad de Valladolid.  
Paseo de Belén, 7, 47011 Valladolid, Spain.

\*e-mail: jagl@termo.uva.es; Tel: +34-983-423757

## 1. Viscosity correlations

Viscosity data provided in this work have been correlated by means of the following semi-empirical equations. For dynamic viscosities the applied equations are:

Grunberg-Nissan:

$$\eta = \exp[(x_1 \ln \eta_1 + x_2 \ln \eta_2 + x_1 x_2 G_{12})] \quad (\text{S1})$$

Hind:

$$\eta = x_1^2 \eta_1 + x_2^2 \eta_2 + 2x_1 x_2 \eta_{12} \quad (\text{S2})$$

Frenkel:

$$\ln \eta = x_1^2 \eta_1 + x_2^2 \eta_2 + 2x_1 x_2 \ln F_{12} \quad (\text{S3})$$

Katti-Chaudhri:

$$\ln(\eta V) = x_1 \ln(\eta_1 V_1) + x_2 \ln(\eta_2 V_2) + x_1 x_2 \frac{W_{12}}{RT} \quad (\text{S4})$$

These equations have only an adjustable parameter ( $G_{12}$ ,  $\eta_{12}$ ,  $F_{12}$ ,  $W_{12}$ , respectively).

For kinematic viscosities, equations with two adjustable parameters have been used:

McAllister:

$$\begin{aligned} \ln \nu = & x_1^3 \ln \nu_1 + 3x_1^2 x_2 \ln Z_{12} + 3x_1 x_2^2 \ln Z_{21} + x_2^3 \ln \nu_2 - \ln(x_1 + x_2 \frac{M_2}{M_1}) \\ & + 3x_1^2 x_2 \ln(\frac{2}{3} + \frac{M_2}{3M_1}) + 3x_1 x_2^2 \ln(\frac{1}{3} + \frac{2M_2}{3M_1}) + x_2^3 \ln(\frac{M_2}{M_1}) \end{aligned} \quad (\text{S5})$$

and Heric:

$$\begin{aligned} \ln \nu = & x_1 \ln \nu_1 + x_2 \ln \nu_2 + x_1 \ln M_1 + x_2 \ln M_2 - \ln(x_1 M_1 + x_2 M_2) \\ & + x_1 x_2 [\alpha_{12} + \alpha'_{12}(x_1 - x_2)] \end{aligned} \quad (\text{S6})$$

being the parameters to be fitted,  $Z_{12}$ ,  $Z_{21}$  and  $\alpha_{12}$ ,  $\alpha'_{12}$ , respectively.

TABLE S1

Densities,  $\rho$ , excess molar volumes,  $V_m^E$ , dynamic viscosities,  $\eta$ , and deviations of viscosity from the linear dependence on mole fraction,  $\Delta\eta$ , for methanol(1) + polyether(2) mixtures at temperature  $T$  and 0.1 MPa.

$x_1$	$\rho/\text{g}\cdot\text{cm}^{-3}$	$V_m^E/\text{cm}^3\cdot\text{mol}^{-1}$	$\eta/\text{mPa}\cdot\text{s}$	$\Delta\eta/\text{mPa}\cdot\text{s}$
Methanol(1) + 2,5,8-trioxanonane(2); $T/\text{K} = 293.15$ K				
0.0560	0.942327	-0.1049	1.064	0.012
0.1076	0.940435	-0.1900	1.050	0.023
0.2020	0.936398	-0.3273	1.015	0.041
0.2929	0.931629	-0.4334	0.990	0.054
0.3965	0.924931	-0.5333	0.951	0.066
0.4979	0.916514	-0.5964	0.909	0.073
0.5993	0.905508	-0.6235	0.863	0.077
0.6891	0.892496	-0.5976	0.814	0.072
0.7967	0.870965	-0.5127	0.747	0.058
0.8412	0.859143	-0.4447	0.718	0.050
0.8996	0.839967	-0.3285	0.674	0.035
0.9480	0.819736	-0.1979	0.637	0.022
Methanol(1) + 2,5,8-trioxanonane(2); $T/\text{K} = 298.15$				
0.0560	0.937345	-0.1032	0.984	0.012
0.1076	0.935453	-0.1891	0.970	0.022
0.2020	0.931422	-0.3281	0.940	0.039
0.2929	0.926647	-0.4339	0.916	0.049
0.3965	0.919956	-0.5350	0.882	0.062
0.4978	0.911565	-0.6006	0.843	0.068
0.5993	0.900571	-0.6278	0.800	0.071
0.6891	0.887569	-0.6012	0.756	0.066
0.7967	0.866088	-0.5168	0.697	0.056
0.8411	0.854281	-0.4479	0.669	0.047
0.8996	0.835188	-0.3334	0.629	0.033
0.9480	0.814959	-0.1993	0.595	0.020
Methanol(1) + 2,5,8-trioxanonane(2); $T/\text{K} = 303.15$				
0.0560	0.932378	-0.1035	0.903	0.011
0.1076	0.930473	-0.1884	0.890	0.019
0.2020	0.926432	-0.3272	0.863	0.035
0.2929	0.921657	-0.4339	0.840	0.044

TABLE S1 (continued)

0.3965	0.914956	-0.5343	0.808	0.055
0.4978	0.906593	-0.6032	0.775	0.063
0.5993	0.895611	-0.6311	0.735	0.065
0.6891	0.882643	-0.6059	0.693	0.060
0.7967	0.861187	-0.5205	0.641	0.052
0.8411	0.849420	-0.4524	0.615	0.045
0.8996	0.830353	-0.3364	0.578	0.031
0.9480	0.810177	-0.2018	0.546	0.019
Methanol(1) + 2,5,8,11-tetraoxadecane(2); T/K = 293.15 K				
0.0543	0.984278	-0.1025	2.129	0.028
0.0988	0.982559	-0.1800	2.083	0.054
0.1978	0.978232	-0.3523	1.982	0.110
0.3013	0.972620	-0.5117	1.864	0.158
0.3994	0.965819	-0.6303	1.737	0.188
0.5183	0.954710	-0.7167	1.570	0.211
0.5962	0.945145	-0.7546	1.443	0.208
0.6983	0.927936	-0.7317	1.260	0.188
0.7969	0.903693	-0.6527	1.055	0.141
0.8472	0.886395	-0.5595	0.944	0.110
0.8993	0.863294	-0.4330	0.825	0.074
0.9489	0.833866	-0.2622	0.711	0.040
Methanol(1) + 2,5,8,11-tetroxadecane(2); T/K = 298.15 K				
0.0543	0.979508	-0.1017	1.922	0.025
0.0988	0.977785	-0.1795	1.882	0.049
0.1978	0.973463	-0.3549	1.795	0.102
0.3013	0.967843	-0.5157	1.689	0.144
0.3994	0.961057	-0.6381	1.580	0.174
0.5183	0.949935	-0.7245	1.433	0.197
0.5962	0.940344	-0.7606	1.321	0.195
0.6983	0.923153	-0.7397	1.158	0.178
0.7969	0.898910	-0.6599	0.975	0.134
0.8472	0.881607	-0.5651	0.875	0.107
0.8993	0.858526	-0.4380	0.767	0.073
0.9489	0.829121	-0.2654	0.662	0.038



TABLE S1 (continued)

Methanol(1) + 2,5,8,11-tetraoxadodecane(2); $T/K = 303.15$ K				
0.0543	0.974750	-0.1019	1.733	0.025
0.0988	0.973032	-0.1817	1.696	0.044
0.1978	0.968727	-0.3625	1.621	0.095
0.3013	0.963071	-0.5202	1.527	0.132
0.3994	0.956308	-0.6478	1.434	0.164
0.5183	0.945165	-0.7335	1.302	0.184
0.5962	0.935540	-0.7669	1.203	0.184
0.6983	0.918364	-0.7482	1.058	0.169
0.7969	0.894125	-0.6682	0.894	0.130
0.8472	0.876812	-0.5715	0.804	0.104
0.8993	0.853748	-0.4437	0.705	0.071
0.9489	0.824370	-0.2697	0.608	0.038
Methanol(1) + 2,5,8,11,14-pentaoxapentadecane(2); $T/K = 293.15$ K				
0.0463	1.009936	-0.1123	3.726	0.058
0.1031	1.008010	-0.2428	3.616	0.131
0.1978	1.004109	-0.4232	3.408	0.229
0.3111	0.997982	-0.5766	3.132	0.319
0.3886	0.992773	-0.6740	2.919	0.356
0.4940	0.983710	-0.7807	2.592	0.369
0.5935	0.972005	-0.8430	2.250	0.348
0.6966	0.954669	-0.8581	1.868	0.298
0.7966	0.928658	-0.7800	1.467	0.221
0.8472	0.909651	-0.6981	1.243	0.161
0.8972	0.884032	-0.5460	1.024	0.103
0.9495	0.846553	-0.3371	0.803	0.050
Methanol(1) + 2,5,8,11,14-pentaoxapentadecane(2); $T/K = 298.15$ K				
0.0463	1.005320	-0.1162	3.300	0.053
0.1031	1.003388	-0.2476	3.209	0.122
0.1978	0.999465	-0.4267	3.036	0.217
0.3111	0.993317	-0.5802	2.803	0.304
0.3886	0.988100	-0.6788	2.611	0.332
0.4940	0.979020	-0.7865	2.326	0.344
0.5935	0.967301	-0.8500	2.031	0.330
0.6966	0.949975	-0.8685	1.696	0.288

TABLE S1 (continued)

0.7966	0.923955	-0.7905	1.344	0.218
0.8472	0.904927	-0.7068	1.145	0.162
0.8972	0.879332	-0.5550	0.948	0.106
0.9495	0.841832	-0.3419	0.744	0.050
Methanol(1) + 2,5,8,11,14-pentaoxapentadecane(2); $T/K = 303.15$ K				
0.0463	1.000703	-0.1164	2.916	0.046
0.1031	0.998764	-0.2485	2.845	0.116
0.1978	0.994828	-0.4289	2.691	0.197
0.3111	0.988666	-0.5838	2.493	0.280
0.3886	0.983427	-0.6819	2.334	0.312
0.4940	0.974340	-0.7925	2.089	0.329
0.5935	0.962606	-0.8575	1.829	0.316
0.6966	0.945281	-0.8790	1.537	0.279
0.7966	0.919251	-0.8016	1.225	0.215
0.8472	0.900208	-0.7167	1.047	0.163
0.8972	0.874625	-0.5647	0.871	0.111
0.9495	0.837107	-0.3479	0.683	0.052

<sup>a</sup>the uncertainties,  $u$ , are:  $u(T) = \pm 0.01$  K;  $u(x_1) = \pm 0.0001$ ;  $u(\rho) = \pm 5 \cdot 10^{-5}$  g·cm<sup>-3</sup>;

$u(V_m^E) = \pm (0.01 |V_{m,\min}^E| + 0.005 \text{ cm}^3 \cdot \text{mol}^{-1})$ ;  $u(\eta) = \pm 0.01 \cdot \eta$  mPa·s and  $u(\Delta\eta) = \pm 0.02 \cdot \Delta\eta$  mPa·s

TABLE S2

Parameters of activation of viscous flow: enthalpy,  $\Delta H^*$ , entropy,  $\Delta S^*$ , Gibbs energy,  $\Delta G^*$ , and the deviation of  $\Delta G^*$  from the linear dependence on mole fraction for methanol(1) + linear polyether(2) mixtures mixtures at 298.15 K.

$x_1$	$\Delta H^*/\text{J}\cdot\text{mol}^{-1}$	$\Delta S^*/\text{J}\cdot\text{mol}^{-1}\cdot\text{K}^{-1}$	$\Delta G^*/\text{J}\cdot\text{mol}^{-1}$	$\Delta(\Delta G^*)/\text{J}\cdot\text{mol}^{-1}$
Methanol(1) + 2,5,8-trioxanonane(2)				
0	11362	-10.7	14563	0
0.0560	11326	-10.4	14426	120
0.1076	11354	-9.8	14292	223
0.2020	11231	-9.4	14021	385
0.2929	11316	-8.2	13757	540
0.3965	11191	-7.5	13414	672
0.4978	10999	-6.8	13036	759
0.5993	10987	-5.4	12608	797
0.6891	11040	-3.8	12167	769
0.7967	10506	-3.5	11558	654
0.8411	10526	-2.5	11267	567
0.8996	10455	-1.3	10840	409
0.9480	10534	0.3	10453	244
1	10495	1.8	9971	0
Methanol(1) + 2,5,8,11-tetraoxadodecane(2)				
0	14631	-7.5	16852	0
0.0543	14471	-7.4	16679	200
0.0988	14475	-6.9	16534	362
0.1978	14129	-6.9	16197	706
0.3013	14021	-6.0	15797	1019
0.3994	13448	-6.4	15369	1265
0.5183	13084	-5.6	14766	1480
0.5962	12681	-5.4	14296	1547
0.6983	12141	-4.8	13571	1524
0.7969	11454	-4.1	12688	1320.
0.8472	11102	-3.5	12154	1132
0.8993	10827	-2.3	11517	854
0.9489	10724	-0.3	10820	498
1	10495	1.8	9971	0

TABLE S2 (continued)

	Methanol(1) + 2,5,8,11,14-pentaoxapentadecane(2)			
0	17502	-3.9	18669	0
0.0463	17419	-3.7	18513	247
0.1031	17036	-4.3	18321	549
0.1978	16766	-4.0	17960	1011
0.3111	16152	-4.4	17469	1506
0.3886	15835	-4.2	17075	1786
0.4940	15242	-4.1	16453	2080
0.5935	14587	-3.9	15748	2242
0.6966	13649	-4.1	14857	2247
0.7966	12583	-3.9	13756	2016
0.8472	11924	-3.8	13046	1747
0.8972	11173	-3.6	12230	1366
0.9495	11152	-0.2	11204	794
1	10495	1.8	9971	0

---