

**ORIENTATIONAL EFFECTS IN ALKANONE, ALKANAL OR
DIALKYL CARBONATE + ALKANE MIXTURES AND IN
ALKANONE + ALKANONE OR + DIALKYL CARBONATE
SYSTEMS.**

FERNANDO HEVIA⁽¹⁾, JUAN ANTONIO GONZALEZ^{(1)*}, CRISTINA ALONSO-
TRISTÁN⁽²⁾, ISAÍAS GARCÍA DE LA FUENTE⁽¹⁾ AND LUIS FELIPE SANZ⁽¹⁾

⁽¹⁾ G.E.T.E.F., Departamento de Física Aplicada, Facultad de Ciencias, Universidad de Valladolid. Paseo de Belén, 7, 47011 Valladolid, Spain.

⁽²⁾ Departamento de Ingeniería Electromecánica. Escuela Politécnica Superior, Universidad de Burgos. Avda. Cantabria s/n. 09006 Burgos, Spain.

*CORRESPONDING AUTHOR, e-mail: jagl@termo.uva.es; Fax: +34-983-423136; Tel: +34-983-423757

ABSTRACT

Interactions and structure of alkanone, or alkanal or dialkyl carbonate + alkane mixtures, or of 2-alkanone+ 2-alkanone, or of ketone + dialkyl carbonate systems have been investigated by means of a set of thermodynamic properties and by the application of the Flory model. The properties considered are excess molar quantities: enthalpies, H_m^E , volumes, V_m^E , or isobaric heat capacities, C_{pm}^E , and liquid-liquid equilibria. Experimental data show that alkane mixtures are characterized by rather strong dipolar interactions. In the case of systems containing ketones with the same number of C atoms and a given alkane, dipolar interactions become weaker in the sequence: aromatic > cyclic > linear. In addition, the mentioned interactions become also weaker in the order: dialkyl carbonate > linear alkanone > linear alkanal. This is an important result, as carbonates show lower effective dipole moments than the other compounds, and it suggests that the group size may be relevant when evaluating thermodynamic properties of liquid mixtures. Results on H_m^E from the Flory model show that orientational effects (i.e., non-random mixing) are rather similar for systems with linear, cyclic or aromatic ketones or alkanals and alkanes. In contrast, orientational effects become weaker in dialkyl carbonate + alkane mixtures. The behaviour of 2-alkanone + 2-alkanone systems and of mixtures of longer 2-alkanones or cyclohexanone with dialkyl carbonate is close to random mixing. Larger orientational effects are encountered in solutions of carbonates and shorter 2-alkanones.

Keywords: Polar compound; steric; cyclization; aromaticity, Flory; orientational effects

1. Introduction

We are engaged in a systematic investigation on orientational effects (i.e., non-random mixing) in mixtures of organic liquids by means of the application of different models, such as: DISQUAC [1], ERAS [2], Flory [3], Kirkwood-Buff integrals [4, 5] or the $S_{CC}(0)$ (concentration-concentration structure factor) formalism [6]. In this framework, along a series of works, we have shown that the Flory model is suitable to gain insight into orientational effects present in systems of the type: 1-alkanol + linear alkanone [7], or + nitrile [8], or + linear or cyclic ether [9, 10]; 1-butanol + alkoxyethanol [11], alkoxyethanol + dibutyl ether [11], oxaalkane + alkane [12], or + aromatic compound [13]. Now, we extend these previous studies to alkanone, or alkanal or linear organic carbonate + alkane mixtures. This allows to examine a number of interesting effects in terms of the Flory model: steric effects, cyclization, aromaticity or the group size, which is extremely large in the case of the carbonate group. The latter is rather important, as if the group is too large with respect to the average intermolecular distances, the interaction potential involved could be so complex that no theory would be able to describe it conveniently. This should lead to a poor description of the thermodynamic properties by means of the selected theory. The study is completed with the corresponding treatment of *n*-alkanone + *n*-alkanone, or + linear organic carbonate systems.

Alkane mixtures with linear [14], cyclic [14] or aromatic alkanones [15, 16], or with linear [17] or aromatic alkanals [16, 18], or including linear organic carbonates [19] have been successfully treated in terms of the DISQUAC model. UNIFAC interaction parameters for the contacts CO/CH₂ [20] CHO/CH₂ [20] or OCOO/CH₂ [21] are available in the literature. Interestingly, *n*-alkanone [22, 23], or *n*-alkanal [24] + alkane mixtures have also been studied using only the quasi-chemical approximation of DISQUAC with the coordination number equal to 10, obtaining rather good results. This suggests that orientational effects are not very relevant in such systems.

2. The Flory model

In this section, a summary of the Flory model and some results used in this work are presented. More details can be found in the original works [3, 25-28].

2.1. Hypotheses

2.1.1 Hypotheses for pure liquids. In the Flory model, a liquid, occupying the volume V , is formed by N molecules (of mean volume $v_m = V/N$), each of one is divided into r segments. The mean volume of a segment is denoted $v_s = V/rN = v_m/r$. A segment is an

arbitrarily chosen isomeric portion of the molecule; its precise definition is left open and may be adapted to circumstances. The core volume of a molecule is defined as $v_m^* = r v_s^*$, where v_s^* is the core volume of a segment. Each segment is endowed with s contacts. The interactions considered are: (i) An attractive intermolecular interaction between pairs of contacts, with a mean potential energy per pair of the form $-\eta / v_s$, where η is a positive constant of the liquid considered. (ii) A repulsive interaction, leading to a free volume term in the partition function [29]. (iii) The effect of the rest of the intramolecular interactions is treated assuming [30] that the $3r$ degrees of freedom of a molecule can be divided into two uncoupled categories, i.e., internal and external, and also that, for fluids with densities of liquids, the intramolecular potentials associated with the latter degrees of freedom merely restrict the degrees of freedom per molecule from $3r$ to an effective number of $3rc$. The constant $c \leq 1$ would take into account the restrictions on the precise location of a segment by its neighbors in the same chain. Some parameters of the model are better replaced by the reduction parameters p^* and T^* , defined together with the reduced parameters of the liquid, namely, $\bar{T} = T / T^*$, $\bar{p} = p / p^*$ (where p is the pressure and T is the temperature) and $\bar{v} = v_m / v_m^* = v_s / v_s^* = V_m / V_m^*$. In these relations, $V_m = N_A v_m$ denotes the molar volume of the liquid and $V_m^* = N_A v_m^*$ the core molar volume (N_A stands for Avogadro's constant).

2.1.2 Hypotheses for binary mixtures. The components of a binary mixture will be indexed by subscripts $i = 1, 2$. Because the definition of segment is arbitrary, it is convenient to impose that the segments of both components have the same core volume. It is supposed that the number of contacts per molecule of a given component is proportional to the core surface area of the corresponding molecule, assumed spherical. The total number of molecules in the mixture is $N = N_1 + N_2$. The total numbers of segments, contacts and effective number of degrees of freedom (rN , srN and $3rcN$) are taken as additive. It is convenient to define the segment and contact fractions, respectively, by $\varphi_i = r_i N_i / rN$ and $\theta_i = s_i r_i N_i / srN = \varphi_i s_i / s$. Of course, $\sum \varphi_i = \sum \theta_i = 1$. It is also assumed that the mean intensity of the interaction between segments of molecules of the same component is the same in the mixture as in the pure species; the total intermolecular energy of the binary mixtures can be written in the same form as for pure compounds, by defining $v_s = V / rN$, and the η parameter for the mixture by $\eta = \theta_1 \eta_1 + \theta_2 \eta_2 - A_{12} \Delta \eta / (srN)$. Here, A_{ii} and A_{12} are the numbers of pairs of contacts between equal and different molecules respectively, $\Delta \eta = \eta_1 + \eta_2 - 2\eta_{12}$ and η_{12} characterizes the mean intensity of the interaction between segments of different molecules. Moreover, **random mixing** is assumed. This hypothesis states that, given a contact, the remaining contacts in the

mixture have the same probability of forming an interacting pair with it. It is expressed by the equations $A_{12,\text{random}} = srN\theta_1\theta_2$ and $\eta_{\text{random}} = \theta_1\eta_1 + \theta_2\eta_2 - \theta_1\theta_2\Delta\eta$.

2.1.3 Equations. For both pure compounds and binary mixtures, the intermolecular molar energy, E_m , and the thermal equation of state (in reduced form) are:

$$E_m = -\frac{p^*V_m^*}{\bar{v}} = -TV_m^* \frac{p^*}{T^*} \frac{1}{\bar{v}\bar{T}} \quad (1)$$

$$\frac{\bar{p}\bar{v}}{\bar{T}} = \frac{\bar{v}^{-1/3}}{\bar{v}^{1/3} - 1} - \frac{1}{\bar{v}\bar{T}} \quad (2)$$

(the last equality of eq. (1) is useful when treating mixtures; see below). The so-called geometrical parameter of the mixture, $S_{12} = s_1 / s_2$, is

$$S_{12} = \left(\frac{V_{m1}^*}{V_{m2}^*} \right)^{-1/3} \quad (3)$$

The relation of the parameters of the mixture and of the pure compounds is

$$V_m^* = x_1V_{m1}^* + x_2V_{m2}^* \quad (4)$$

$$\varphi_i = \frac{x_iV_{mi}^*}{V_m^*} \quad (5)$$

$$\theta_2 = 1 - \theta_1 = \frac{\varphi_2}{\varphi_2 + S_{12}\varphi_1} \quad (6)$$

$$p^* = \varphi_1p_1^* + \varphi_2p_2^* - \varphi_1\theta_2X_{12} \quad (7)$$

$$\frac{p^*}{T^*} = \varphi_1 \frac{p_1^*}{T_1^*} + \varphi_2 \frac{p_2^*}{T_2^*} \quad (8)$$

where x_i is the mole fraction of component i and, in eq. (7), the parameter $\Delta\eta$ has been replaced by the so-called energetic parameter $X_{12} = s_1\Delta\eta / 2(v_s^*)^2$. Also, using eqs. (1) and (2) one can derive [25] simple expressions to obtain V_m^* and p^* of the pure compounds in terms of experimental molar volumes and coefficients of isobaric thermal expansion, α_p , and isothermal compressibility, κ_T :

$$V_m^* = V_m \left[\frac{3T\alpha_p + 3(1 - 2p\kappa_T)}{4T\alpha_p + 3(1 - 2p\kappa_T)} \right]^3 \quad (9)$$

$$p^* = \left(\frac{T\alpha_p}{\kappa_T} - p \right) \bar{v}^2 \quad (10)$$

Ignoring the difference between internal energy and enthalpy in condensed systems at low pressure, the molar excess enthalpy, H_m^E , can be calculated from the molar intermolecular energies of the mixture and of the pure compounds, $H_m^E = E_m - x_1 E_{m1} - x_2 E_{m2}$, or:

$$H_m^E = x_1 p_1^* V_{m1}^* \left(\frac{1}{\bar{v}_1} - \frac{1}{\bar{v}} \right) + x_2 p_2^* V_{m2}^* \left(\frac{1}{\bar{v}_2} - \frac{1}{\bar{v}} \right) + \frac{x_1 V_{m1}^* \theta_2 X_{12}}{\bar{v}} \quad (11)$$

The part in eq. (11) containing X_{12} is named the interactional term, $H_{m,int}^E$. The rest of the contributions are called the equation of state term, $H_{m,cos}^E$. The molar volume $V_m = \bar{v} V_m^*$ of the mixture is known from the equation of state, which permits to calculate as well the molar excess volume $V_m^E = V_m - x_1 V_{m1} - x_2 V_{m2}$.

2.2. Estimation of the Flory energetic parameter

From the composition, pressure, temperature and the reduction parameters of the pure liquids, there are several quantities that can be directly calculated: S_{12} , V_m^* , φ_i , θ_i and the ratios p^*/T^* and \bar{p}/\bar{T} (see eqs. (3), (4)-(6) and (8)). A procedure to obtain the energetic parameter X_{12} from H_m^E at a given composition without approximations will be now exposed. From H_m^E , the value of E_m follows. Next, use the second equality of eq. (1) to obtain $(1/\bar{v}\bar{T})$. Then, solve the equation of state for \bar{v} , and use the first equality of eq. (1) to determine p^* . Finally, X_{12} can be calculated from eq. (7).

2.3. Study of the random mixing hypothesis

If random mixing is not considered but the definition of X_{12} is used, then one can write

$$\eta = \theta_1 \eta_1 + \theta_2 \eta_2 - X_{12} \frac{A_{12}}{srN} \frac{2(v_s^*)^2}{s_1} = \theta_1 \eta_1 + \theta_2 \eta_2 - \theta_1 \theta_2 X'_{12}(x_1) \frac{2(v_s^*)^2}{s_1} \quad (12)$$

where the composition-dependent parameter $X'_{12}(x_1)$ has been defined by

$$X'_{12}(x_1) = X_{12} \frac{A_{12}}{A_{12,random}} \quad (13)$$

When the random mixing hypothesis is excluded, the equations of the model for binary mixtures have the same form as when including it, by replacing X_{12} by $X'_{12}(x_1)$. Therefore, one can estimate $X'_{12}(x_1)$ from H_m^E at different compositions by exactly the same procedure considered

before for X_{12} (see 2.2). Furthermore, if X_{12} (the Flory energetic parameter of the mixture) is considered as known, it is possible to study the deviations from the random mixing hypothesis as a function of composition, by means of the quantity $X'_{12}(x_1)/X_{12} = A_{12}/A_{12,\text{random}}$. In this procedure, the selection of a criterion for the value of X_{12} is implicit. Note that if X_{12} is estimated from H_m^E for some x_1 value, then the value obtained for $X'_{12}(x_1)/X_{12}$ at that composition will be 1, because, in the estimation of X_{12} , random mixing is assumed.

3. Results

The physical properties (V_m , molar volume; α_p , isobaric coefficient of thermal expansion; κ_T , coefficient of isothermal compressibility) and Flory reduction parameters (V_m^* , reduction molar volume; and p^* , reduction pressure) of the pure compounds at temperature $T = 298.15$ K and pressure $p = 0.1013$ MPa are listed in **Table S1**. At $T \neq 298.15$ K, the values of the mentioned properties have been estimated using the well-known equations [31]:

$$V_m = V_{m0} \exp(\alpha_{p0} \Delta T) \quad (14)$$

$$\alpha_p = \alpha_{p0} + \alpha_{p0}^2 (7 + 4\alpha_{p0} T) \Delta T / 3 \quad (15)$$

$$(\alpha_p / \kappa_T) = (\alpha_{p0} / \kappa_{T0}) - (\alpha_{p0} / \kappa_{T0}) (1 + 2\alpha_{p0} T) \Delta T / T \quad (16)$$

where the subscript 0 refers to the property at 298.15 K and $\Delta T = T - 298.15$ K.

The Flory energetic parameters X_{12} have been estimated from H_m^E values at equimolar composition (**Table 1**). Results on H_m^E and V_m^E obtained from the Flory model using them are compared with the experimental values in **Table 1** and **Table S2** respectively. **Table 1** also includes the different contributions to H_m^E and the relative standard deviations for H_m^E , defined as:

$$\sigma_r(H_m^E) = \left[\frac{1}{N} \sum \left(\frac{H_{m,\text{exp}}^E - H_{m,\text{calc}}^E}{H_{m,\text{exp}}^E} \right)^2 \right]^{1/2} \quad (17)$$

where the sum is taken for $N = 19$ data points, and $H_{m,\text{exp}}^E$ represents smoothed H_m^E values from those reported in the original works calculated at $\Delta x_1 = 0.05$ in the composition range [0.05, 0.95] by means of Redlich-Kister expansions. The mean values of $\sigma_r(H_m^E)$ for some series of compounds are shown graphically in **Fig. 1** and **Fig. 2**. They are defined as

$$\langle \sigma_r(H_m^E) \rangle = \frac{1}{N_s} \sum \sigma_r(H_m^E) \quad (18)$$

where N_s is the number of systems considered.

4. Discussion

From now on, unless explicitly stated otherwise, we will refer to values of thermodynamic properties at 298.15 K and, in the case of excess functions, at equimolar composition. Also, n will stand for the number of C atoms in the n -alkane.

The differences between the intermolecular forces of homomorphic compounds may be estimated by the corresponding difference in their standard molar enthalpies of vaporization at 298.15 K, $\Delta H_{m,v}$. To evaluate the weight of non-dispersive interactions in the compounds under study, the quantity $\Delta\Delta H_{m,v}$ [32-34] has been calculated:

$$\Delta\Delta H_{m,v} = \Delta H_{m,v}(\text{compound}) - \Delta H_{m,v}(\text{homomorphic hydrocarbon}) \quad (19)$$

Moreover, the effect of polarity in bulk properties can be examined by means of the effective dipole moment, $\bar{\mu}$, defined by [35-38]:

$$\bar{\mu} = \mu \left(\frac{N_A}{4\pi\epsilon_0 V_m k_B T} \right)^{1/2} \quad (20)$$

where N_A is Avogadro's constant, ϵ_0 the vacuum permittivity, k_B Boltzmann's constant, T is the temperature and μ is the dipole moment. Values of $\Delta\Delta H_{m,v}$ and $\bar{\mu}$ of some pure compounds considered in this work can be found in **Table 2**.

4.1. Ketone, aldehyde or linear organic carbonate + alkane systems

The excess molar enthalpies, H_m^E , of n -alkanone + n -alkane systems are large and positive, arising from the disruption of strong dipolar interactions between ketone molecules along the mixing process. On the one hand, for mixtures with a given n -alkanone, H_m^E increases with n . For example, H_m^E (2-butanone)/J·mol⁻¹: 1160 ($n=5$, [39]) < 1254 ($n=6$, [40]) < 1338 ($n=7$, [39]) < 1408 ($n=8$, [39]) < 1545 ($n=10$, [39]) < 1661 ($n=12$, [41]) < 1863 ($n=16$, [41]). These values may be explained in terms of an increase of the number of ketone-ketone interactions broken by longer n -alkanes. On the other hand, H_m^E of systems including a fixed n -alkane decreases when the alkanone size is increased. In fact, H_m^E ($n=7$)/J·mol⁻¹: 1676 (2-propanone, [42]) > 1338 (2-butanone, [39]) > 1135 (2-pentanone, [39]) > 1055 (2-hexanone,

[43]) > 886 (2-heptanone, [44]). This behavior can be ascribed to a weakening of interactions between molecules of longer alkanones, because their CO group is more sterically hindered. Note that the $\Delta\Delta H_{m,v}$ and $\bar{\mu}$ values of 2-alkanones also decrease when the ketone size increases (Table 2).

In addition, H_m^E values of cyclohexane systems are larger than those of mixtures containing hexane (geometrical effect). For example, H_m^E (2-hexanone)/J·mol⁻¹ = 949 ($n = 6$, [43]), 1044 (cyclohexane, [45]). The same occurs for many other mixtures, as those involving a linear amine [46] or an oxaalkane [33].

The excess molar volume, V_m^E , values of n -alkanone + n -alkane mixtures are also large and positive and change in line with H_m^E . For instance, V_m^E ($n = 7$)/cm³·mol⁻¹ = 1.130 (2-propanone, [42]) > 0.803 (2-butanone, [47]) > 0.375 (2-hexanone, [48]). Moreover, V_m^E increases with n in mixtures with a given ketone, as it is shown by the following experimental results (in cm³·mol⁻¹) for 2-butanone systems: 0.803 ($n = 7$) < 0.866 ($n = 8$) [49] < 0.952 ($n = 10$, [47]) < 0.996 ($n = 12$, [47]). It is clear that the main contribution to V_m^E of the mentioned solutions arises from interactional effects.

The existence of strong dipolar interactions in n -alkanone mixtures is also supported by their relatively high upper critical solution temperatures (UCST). In the case of 2-propanone systems, UCST/K = 286.2 ($n = 12$), 290.6 ($n = 14$); 300.2 ($n = 16$) [50].

n -Alkanone + n -alkane systems show rather low C_{pm}^E values (excess molar isobaric heat capacity), which is a typical feature of mixtures characterized by dipolar interactions. For example, C_{pm}^E /J·mol⁻¹·K⁻¹ = 2.9 (2-propanone + n -C₇, [51]); 3.7 (2-propanone + n -C₁₆, [52]); 1.8 (2-butanone + n -C₇, [47]). Their $C_{pm}^E(x_1)$ curves are S-shaped (2-butanone + n -C₇, [47]) or W-shaped (2-propanone, or 2-butanone + n -C₁₂, [52]). The latter have been interpreted in terms of non-random effects, typically more important when temperature is close to the UCST. The C_{pm}^E function then depends strongly on temperature (it is a decreasing function of T) and on the length of the n -alkane [52].

H_m^E values of systems containing a cyclic alkanone (1035 J·mol⁻¹ for the cyclohexanone + n -C₆ mixture [53]) are larger than those of mixtures with homomorphic 2-alkanones (cyclization effect). $\Delta\Delta H_{m,v}$ and $\bar{\mu}$ values of cycloalkanones are also higher. For example, $\Delta\Delta H_{m,v}$ /kJ·mol⁻¹ and $\bar{\mu}$ values are, respectively, 12.05 [54], 1.337 [55] for cyclohexanone, and 11.41 [56], 0.913 [55] for 2-hexanone. This allows to conclude that ketone-ketone interactions are then stronger in

the case of cycloalkanones. Interestingly, V_m^E values of mixtures with a given alkane are higher for solutions with 2-alkanones, indicating that structural effects are more relevant in cycloalkanone systems. In this framework, the negative V_m^E value of the cyclohexanone + n -C₆ mixture ($-0.323 \text{ cm}^3 \cdot \text{mol}^{-1}$ [53]) remarks the existence of strong structural effects in such a solution, as the corresponding H_m^E value is positive [57].

Acetophenone mixtures are characterized by rather high UCST/K values: 277.36 ($n = 10$), 283.57 ($n = 12$), 289.90 ($n = 14$ and 295.16 ($n = 16$) [15], and, consequently, the corresponding H_m^E values are also large ($1620 \text{ J} \cdot \text{mol}^{-1}$ [58] for the decane solution). The latter value is considerably higher than that of the 2-octanone + n -C₁₂ mixture ($1068 \text{ J} \cdot \text{mol}^{-1}$ [59]). Therefore, interactions between alkanone molecules are stronger in systems involving aromatic ketones. This has been attributed to the existence of proximity effects between the CO group and the aromatic ring placed in the same molecule, which leads to enhanced dipolar alkanone-alkanone interactions [15, 16]. Accordingly, values of $\Delta\Delta H_{m,v}$ and $\bar{\mu}$ of acetophenone are higher than those of 2-octanone (**Table 2**).

Mixtures of n -alkanal or 2-alkanone + n -alkane behave similarly. For example, H_m^E ($n = 7$)/ $\text{J} \cdot \text{mol}^{-1} = 1796 > 1457 > 1218 > 1066$ for ethanal, propanal, butanal and pentanal respectively [24]. It is noteworthy that: (i) systems formed by 2-alkanone and heptane show higher H_m^E values than those of mixtures with homomorphic n -alkanals (see above); (ii) values of $\Delta\Delta H_{m,v}$ and $\bar{\mu}$ are also higher for 2-alkanones. For instance, $\Delta\Delta H_{m,v}/\text{kJ} \cdot \text{mol}^{-1} = 16.20$ (2-propanone) > 14.83 (propanal) [54], and $\bar{\mu} = 1.281$ (2-propanone) > 1.214 (propanal) [55]. Thus, intermolecular interactions are stronger in n -alkanone systems.

Proximity effects are also present in benzaldehyde mixtures, which show the following UCST/K values: 278.54 ($n = 10$), 284.74 ($n = 12$), 290.06 ($n = 14$) and 297.98 ($n = 16$) [18]. In addition, H_m^E (benzaldehyde + n -heptane) = $1360 \text{ J} \cdot \text{mol}^{-1}$ [60] is larger than the value for the pentanal mixture. This shows again that the interactions are stronger when the carbonyl group is attached to an aromatic ring, and it is as well remarked by the corresponding $\Delta\Delta H_{m,v}$ and $\bar{\mu}$ values (**Table 2**). On the other hand, UCST values are slightly higher for benzaldehyde mixtures than for acetophenone solutions. It seems that dipolar interactions are slightly stronger when the alkanal is involved.

Comments similar to those given above for 2-alkanone + alkane mixtures are valid for the corresponding systems with linear organic carbonates. The large positive values of H_m^E ($n = 7$)/ $\text{J} \cdot \text{mol}^{-1} = 1988$ (DMC, [61]); 1328 (DEC, [62]) and of the UCST/K for DMC solutions (297.62, 307.61 and 316.21 for $n = 12, 14, 16$ [63] respectively) point out to the existence of

strong interactions between carbonate molecules. The V_m^E values are very large and change in line with H_m^E . For example, $V_m^E(\text{DMC})/\text{cm}^3\cdot\text{mol}^{-1} = 1.158$ ($n = 7$); 1.442 ($n = 10$) [64]. Interestingly, H_m^E of mixtures with the same alkane and homomorphic 2-alkanones (2-propanone, 3-pentanone) are lower. All these considerations reveal that dipolar interactions are weaker in ketone systems. In this framework, the very low $\bar{\mu}$ values of DMC (0.391) and DEC (0.312) [65] are remarkable. They suggest that the size of the group may also play an important role when determining the thermodynamic properties.

4.2. Ketone + ketone or organic carbonate systems

In 2-alkanone + alkane mixtures, the replacement of the alkane by a ketone or a linear organic carbonate leads to decreased H_m^E values, which underlines the existence of interactions between unlike molecules. Neglecting structural effects [35, 66], it is possible to consider that the H_m^E of A + B mixture (here, A is a ketone and B is either a ketone or a linear organic carbonate) is the result of different contributions. Positive contributions, ΔH_m^{A-A} and ΔH_m^{B-B} , arise from the breaking of interactions between like molecules during the mixing process, which can be evaluated from H_m^E data for A or B + heptane systems, respectively. The negative contribution, ΔH_m^{A-B} , comes from the creation of interactions between unlike molecules. At equimolar composition, ΔH_m^{A-B} may be then determined from the expression:

$$\Delta H_m^{A-B} = H_m^E(\text{A} + \text{B}) - H_m^E(\text{A} + \text{heptane}) - H_m^E(\text{B} + \text{heptane}) \quad (21)$$

The calculated values of ΔH_m^{A-B} are listed in **Table 3**. We note that $|\Delta H_m^{A-B}|$ diminishes when, for a given solute (e.g., 2-propanone), the solvent size (2-alkanone or carbonate) increases. This clearly indicates that, at such conditions, interactions between unlike molecules are weakened, probably because the polar group of the solvent is more sterically hindered. It explains the observed increase of H_m^E along the homologous series 2-propanone + organic solvent (= 2-alkanone, carbonate), as the ΔH_m^{A-B} term is less negative. In addition, ketone-carbonate interactions are quite similar to those of ketone-ketone type. For example, $|\Delta H_m^{A-B}|/\text{J}\cdot\text{mol}^{-1} = 2985$ (2-propanone + 2-butanone); 3052 (DMC + 2-butanone); 2708 (2-propanone + 2-pentanone); 2747 (DMC + 2-pentanone). Similarly, mixtures with carbonates and 2-hexanone or cyclohexanone show similar $|\Delta H_m^{A-B}|$ values. The cyclization effect is here of minor importance.

It is remarkable that H_m^E values of 2-alkanone (A) + carbonate (B), systems are higher for solutions with DMC, except for the acetone mixture. This can be analyzed taking into account

the relative weight of the different contributions to H_m^E : (i) the positive ΔH_m^{B-B} term is higher for DMC systems; (ii) however, the positive ΔH_m^{A-A} contribution should be higher for DEC systems, due to the larger aliphatic surface of this carbonate; (iii) the ΔH_m^{A-B} term is more negative when DMC is involved (**Table 3**). For mixtures not including acetone, $H_m^E(\text{DMC}) > H_m^E(\text{DEC})$, and this indicates that, in DMC mixtures, the increased ΔH_m^{B-B} value compensates the lower $\Delta H_m^{A-A} + \Delta H_m^{A-B}$ result. For the acetone mixtures, the opposite behavior is encountered and $H_m^E(\text{DMC}) < H_m^E(\text{DEC})$.

4.3. Results from the Flory model

For alkane mixtures, X_{12} values are large and positive, indicating the existence of strong interactions between like polar molecules. We note that $H_{m,\text{int}}^E$ is the dominant contribution to H_m^E (**Table 1**). Nevertheless, the $H_{m,\text{eos}}^E$ term, which depends on the reduced volume of the solution compared to those of the pure components, is rather large. This contribution is ranged between 32.5% for ethanol + heptane and 16.5% for 2-butanone + 2-heptanone (**Table 1**). As a general trend, better results are obtained the lower the $H_{m,\text{eos}}^E$ values are. On the other hand, X_{12} and H_m^E change in line (**Table 1**), which remarks the relevance of interactional effects on H_m^E . Interestingly, in the case of 2-alkanone or *n*-alkanal + heptane mixtures, a linear relationship exists between $\Delta\Delta H_{\text{vap}}$ and X_{12} . In fact, $\Delta\Delta H_{\text{vap}}(2\text{-alkanone})/\text{kJ}\cdot\text{mol}^{-1} = 7.86 + 0.089 X_{12}/\text{MPa}$ (r , correlation coefficient, 0.994); and $\Delta\Delta H_{\text{vap}}(n\text{-alkanal})/\text{kJ}\cdot\text{mol}^{-1} = 4.84 + 0.0125 X_{12}/\text{MPa}$ ($r = 0.999$). This also supports the close relation between X_{12} and interactional effects. We have applied the same approach to dialkyl ether + heptane systems using the values of $\Delta\Delta H_{\text{vap}}$ and X_{12} reported previously in our investigation on oxaalkane + alkane systems in terms of the Flory model [12]. The result is: $\Delta\Delta H_{\text{vap}}/\text{kJ}\cdot\text{mol}^{-1} = -2.243 + 0.1814 X_{12}/\text{MPa}$ ($r = 0.982$). We note that for not very large X_{12} values (e.g., 7.10 MPa for the dipropyl ether mixture [12]), $\Delta\Delta H_{\text{vap}}$ values become negative, which reveals very weak interactions between dialkyl ether molecules). The replacement of an alkane by an *n*-alkanone or a linear organic carbonate leads to decreased X_{12} values, due to the creation of interactions between unlike molecules during the mixing process (**Table 1** and **Table 3**). For 2-propanone + 2-alkanone mixtures, the linear dependence between $\Delta\Delta H_{\text{vap}}$ and X_{12} is somewhat poorer: $\Delta\Delta H_{\text{vap}}/\text{kJ}\cdot\text{mol}^{-1} = 13.2 - 0.144 X_{12}/\text{MPa}$ ($r = 0.958$). Here, the negative slope deserves attention, as it implies that when $\Delta\Delta H_{\text{vap}}$ increases X_{12} decreases, which means that interactions between unlike molecules become more relevant.

Inspection of **Table S2** shows that the theoretical V_m^E results are larger than the experimental values, as the interactional contribution from the Flory model to this excess function is overestimated. Nevertheless, the relative variation of V_m^E with the alkane size in mixtures with a given polar component is correctly given by the model. The same trend is also encountered, for example, in oxaalkane + alkane mixtures [12]. The V_m^E results can be better rationalized by means of the Prigogine-Flory-Patterson model [67]. Here, V_m^E is written as the sum of three contributions: an interactional contribution, a curvature term and the so-called p^* term. The second one depends on $-(\bar{v}_1 - \bar{v}_2)^2$ and is always negative. The last one depends on $(p_1^* - p_2^*)(\bar{v}_1 - \bar{v}_2)$. For the alkanone + alkane systems considered, $p_1^* > p_2^*$ and the sign of the p^* term depends on that of $(\bar{v}_1 - \bar{v}_2)$. For the cyclohexanone + hexane, or + heptane mixtures, the $(\bar{v}_1 - \bar{v}_2)$ values are negative and rather large. The contributions from the curvature and p^* terms are then also large and negative and the model predicts low V_m^E values for these systems. Particularly, $V_m^E(\text{hexane})/\text{cm}^3 \cdot \text{mol}^{-1} = -0.323$ (experimental); -0.194 (calculated). For $(\bar{v}_1 - \bar{v}_2) > 0$, the p^* contribution is also positive and may be rather large. The corresponding V_m^E values are then largely overestimated, as the curvature term is usually small in absolute value.

4.3.1. Alkanone + alkane

We note that, in the framework of the Flory model, orientational effects are quite similar in 2-alkanone mixtures. It is noteworthy that the theoretical results are somewhat poorer when temperature is not far from the corresponding UCST. This is the case of the systems 2-propanone + hexane at 243.15 K (UCST = 237.2 K [68]; $\sigma_r(H_m^E) = 0.183$); or + decane at 298.15 K (UCST = 266.8 K [69]; $\sigma_r(H_m^E) = 0.249$); or + hexadecane at 298.15 K (UCST = 300.6 K [41]; $\sigma_r(H_m^E) = 0.179$). The mixtures 2-butanone + dodecane ($\sigma_r(H_m^E) = 0.214$), or + tetradecane ($\sigma_r(H_m^E) = 0.214$) at 298.15 K are also close to the UCST and the C_{pm}^E curves are W-shaped [47], a behavior typically ascribed to non-random effects. Interestingly, the position of the CO group has not a special relevance on orientational effects. In fact, $\langle \sigma_r(H_m^E) \rangle = 0.144$ (2-pentanone) ≈ 0.140 (3-pentanone). In addition, $\langle \sigma_r(H_m^E) \rangle$ values are also rather similar for homologous series including linear or cyclic alkanones. In fact, $\langle \sigma_r(H_m^E) \rangle = 0.144$ (2-pentanone); 0.156 (cyclopentanone); 0.152 (2-hexanone); 0.136 (cyclohexanone). We have applied the UNIFAC model (Dortmund version) [43] to linear or cyclic alkanone + alkane mixtures assuming that these systems differ merely by the presence of the $c\text{-CH}_2$ group in cyclic

alkanones –in other words, using the same set of interaction parameters [43] for those contacts where the CO group participates. The results are: $\langle \sigma_r(H_m^E) \rangle = 0.063$ (linear alkanone; $N_S = 42$), and 0.086 (cyclic alkanone; $N_S = 13$). It is remarkable that the largest differences for cycloalkanone mixtures are encountered for the systems with hexadecane ($\sigma_r(H_m^E) = 0.151$ for the cyclopentanone solution). This may be ascribed, at least to some extent, to the existence of the Patterson effect [70, 71]. It is known that this effect leads to an extra endothermic contribution to H_m^E , attributed to the destruction of correlations of molecular orientations existing between long n -alkanes by a globular or a plate-like molecule [70, 71]. The UNIFAC results reveal that: (i) orientational effects are practically independent on the n -alkanone under consideration; (ii) the cyclization effect is rather negligible. In the case of acetophenone mixtures, the Flory model provides $\langle \sigma_r(H_m^E) \rangle = 0.135$, a close value to that of 2-octanone systems (0.142). Nevertheless, $\sigma_r(H_m^E)$ is somewhat large for the acetophenone + decane mixture (0.151), whose UCST = 277.4 K [15].

Of course, the rise in temperature is linked in most cases with better theoretical results (**Table 1**), which agrees with the fact that random mixing effects are more relevant with this increase. For example, for the 2-propanone + n -hexane system, $\sigma_r(H_m^E) = 0.183$ (243.15 K) > 0.151 (293.15 K) [72].

4.3.2. Alkanal + alkane

The larger $\sigma_r(H_m^E)$ values obtained for the propanal + hexane (0.226), or + heptane (0.333) mixtures are remarkable, as they do not fit into the results for the remaining systems. These large values may be due to experimental inaccuracies. Or they might arise because some of the H_m^E values at low mole fractions of one component are not reliable enough, since they were obtained from Redlich-Kister regressions with coefficients determined from H_m^E measurements at the central range of composition. Similar comments are also valid for benzaldehyde mixtures. Nevertheless, Flory results are very close for butanal or 2-butanone mixtures. Orientational effects do not change when replacing the CO group by the CHO group.

Fig. 3 shows the plots of $X'_{12}(x_1)/X_{12}$ for several systems containing heptane as functions of x_1 . It must be remarked that the shape of this function is, to a large extent, not dependent on the 2-alkanone considered, or on if the 2-alkanone is replaced by a cycloalkanone, acetophenone or an n -alkanal. This supports that orientational effects are similar for all the systems studied with the CO or the CHO groups. In contrast, such a general behavior is not observed in ether + heptane systems [12], as it is shown in **Fig. 4** for various systems of this type realized using data reported earlier [12].

4.3.3. Linear organic carbonate + alkane

Experimental data show that interactions between polar linear molecules become stronger in the sequence: alkanal < alkanone < carbonate. As already pointed out, H_m^E and UCST values are higher for carbonate mixtures. However, theoretical results are slightly better for systems with DMC or DEC than for solutions with 2-propanone or 3-pentanone, indicating that orientational effects are weaker in carbonate systems. This might be explained in terms of higher TS_m^E values ($TS_m^E = H_m^E - G_m^E$; G_m^E , excess molar Gibbs energy) for carbonate mixtures. The application of the DISQUAC model to *n*-alkanone [37] or linear carbonate [19] + heptane mixtures at 298.15 K provides $G_m^E/\text{J}\cdot\text{mol}^{-1} = 1112$ (2-propanone); 715 (3-pentanone); 1199 (DMC); 788 (DEC). Using these values, we obtain $TS_m^E(\text{heptane})/\text{J}\cdot\text{mol}^{-1} = 789$ (DMC); 564 (2-propanone); 540 (DEC); 363 (3-pentanone).

4.3.4. *n*-alkanone + *n*-alkanone, or + alkanone + linear organic carbonate

For 2-alkanone + 2-alkanone systems (**Fig. 2**), the random mixing hypothesis is valid to a rather large extent. The replacement of the CO group by the OCOO group has a negative impact on the results from the model. For 2-alkanone + dialkyl carbonate systems, $\langle\sigma_r(H_m^E)\rangle = 0.293$ (2-propanone), 0.343 (2-butanone), 0.282 (2-pentanone), 0.235 (2-hexanone), 0.109 (2-octanone), and 0.044 (2-undecanone). These results underline that ketone-carbonate interactions are of a more polar nature for the shorter 2-alkanones, as it is seen as well from the ΔH_m^{A-B} values (**Table 3**). In contrast, the behavior of the mixtures cyclohexanone + dialkyl carbonate is close to random mixing.

5. Conclusions

The Flory model has been applied to alkanone, or alkanal or linear organic carbonate + alkane mixtures, and to *n*-alkanone + *n*-alkanone or alkanone + dialkyl carbonate systems. For alkane mixtures, the mean relative standard deviation for the excess molar enthalpies, $\langle\sigma_r(H_m^E)\rangle$, is: 0.152 (*n*-alkanone); 0.134 (cyclic alkanone); 0.135 (acetophenone); 0.192 (*n*-alkanal); 0.213 (benzaldehyde); 0.107 (linear organic carbonate). These results show that orientational effects in alkane mixtures are practically independent of steric effects, or of the position of the polar group in a linear chain, in a ring or in an aromatic ring. In addition, orientational effects are similar in systems containing alkanones or alkanals. Binary systems formed by two *n*-alkanones show a behaviour close to random mixing ($\langle\sigma_r(H_m^E)\rangle = 0.039$). In contrast, orientational effects are strong in systems with shorter *n*-alkanones and dialkyl

carbonates ($\langle \sigma_r(H_m^E) \rangle = 0.230$). Mixtures with longer alkanones and cyclohexanone are close to random mixing ($\langle \sigma_r(H_m^E) \rangle = 0.047$).

Funding

The authors gratefully acknowledge the financial support received from the Consejería de Educación y Cultura of Junta de Castilla y León, under Project BU034U16. F. Hevia also gratefully acknowledges the grant FPU14/04104 received from the program ‘Ayudas para la Formación de Profesorado Universitario (convocatoria 2014)’, from Ministerio de Educación, Cultura y Deporte, Gobierno de España.

Supplementary material

This material contains, at temperature $T = 298.15$ K and pressure $p = 0.1013$ MPa: i) the physical properties and Flory reduction parameters of the pure compounds; and ii) the experimental excess molar volumes, together with the corresponding Flory calculations, for ketone or dialkyl carbonate + alkane systems.

References

- [1] H.V. Kehiaian, Group contribution methods for liquid mixtures: A critical review, *Fluid Phase Equilib.*, 13 (1983) 243-252. DOI: 10.1016/0378-3812(83)80098-3.
- [2] A. Heintz, A new theoretical approach for predicting excess properties of alkanol/alkane mixtures, *Ber. Bunsenges. Phys. Chem.*, 89 (1985) 172-181. DOI: 10.1002/bbpc.19850890217.
- [3] P.J. Flory, Statistical thermodynamics of liquid mixtures, *J. Am. Chem. Soc.*, 87 (1965) 1833-1838. DOI: 10.1021/ja01087a002.
- [4] J.G. Kirkwood, F.P. Buff, The statistical mechanical theory of solutions. I, *J. Chem. Phys.*, 19 (1951) 774-777. DOI: 10.1063/1.1748352.
- [5] A. Ben-Naim, Inversion of the Kirkwood–Buff theory of solutions: Application to the water–ethanol system, *J. Chem. Phys.*, 67 (1977) 4884-4890. DOI: 10.1063/1.434669.
- [6] J.C. Cobos, An exact quasi-chemical equation for excess heat capacity with W-shaped concentration dependence, *Fluid Phase Equilib.*, 133 (1997) 105-127. DOI: 10.1016/S0378-3812(97)00012-5.

- [7] J.A. González, Á. Mediavilla, I. García de la Fuente, J.C. Cobos, C. Alonso Tristán, N. Riesco, Orientational effects and random mixing in 1-alkanol + alkanone mixtures, *Ind. Eng. Chem. Res.*, 52 (2013) 10317-10328. DOI: 10.1021/ie4019269.
- [8] J.A. González, I. García de la Fuente, J.C. Cobos, C. Alonso Tristán, L.F. Sanz, Orientational effects and random mixing in 1-alkanol + nitrile mixtures, *Ind. Eng. Chem. Res.*, 54 (2015) 550-559. DOI: 10.1021/ie504282s.
- [9] J.A. González, N. Riesco, I. Mozo, I. García De La Fuente, J.C. Cobos, Application of the Flory theory and of the Kirkwood–Buff formalism to the study of orientational effects in 1-alkanol + linear or cyclic monoether mixtures, *Ind. Eng. Chem. Res.*, 48 (2009) 7417-7429. DOI: 10.1021/ie9004354.
- [10] J.A. González, Á. Mediavilla, I.G. De la Fuente, J.C. Cobos, Thermodynamics of 1-alkanol + linear polyether mixtures, *J. Chem. Thermodyn.*, 59 (2013) 195-208. DOI: 10.1016/j.jct.2012.12.007.
- [11] J.A. González, N. Riesco, I. Mozo, I. García De La Fuente, J.C. Cobos, Thermodynamics of mixtures containing alkoxyethanols. XXI. Application of the Flory theory to the study of orientational effects in systems with dibutyl ether or 1-butanol, *Ind. Eng. Chem. Res.*, 46 (2007) 1350-1359. DOI: 10.1021/ie0609012.
- [12] J.A. González, Thermodynamics of mixtures containing oxaalkanes. 4. Random mixing and orientational effects in ether + alkane systems, *Ind. Eng. Chem. Res.*, 49 (2010) 9511-9524. DOI: 10.1021/ie101264p.
- [13] J.A. González, I. García De La Fuente, J.C. Cobos, I. Mozo, I. Alonso, Thermodynamics of mixtures containing oxaalkanes. 6. Random mixing in ether + benzene, or + toluene systems, *Thermochim. Acta*, 514 (2011) 1-9. DOI: 10.1016/j.tca.2010.11.023.
- [14] H.V. Kehiaian, S. Porcedda, B. Marongiu, L. Lepori, E. Matteoli, Thermodynamics of binary mixtures containing linear or cyclic alkanones + *n*-alkanes or + cycloalkanes, *Fluid Phase Equilib.*, 63 (1991) 231-257. DOI: 10.1016/0378-3812(91)80035-T.
- [15] J.A. González, C. Alonso-Tristán, I.G.d.l. Fuente, J.C. Cobos, Liquid-liquid equilibria for acetophenone + *n*-alkane mixtures and characterization of acetophenone systems using DISQUAC, *Fluid Phase Equilib.*, 391 (2015) 39-48. DOI: 10.1016/j.fluid.2015.01.026.
- [16] J.A. González, C. Alonso-Tristán, I.G. de la Fuente, J.C. Cobos, Thermodynamics of aromatic polar compound (alkanone, alkanal or alkanoate) + hydrocarbon mixtures, *Fluid Phase Equilib.*, 421 (2016) 49-58. DOI: 10.1016/j.fluid.2016.04.004.

- [17] M.R. Tiné, B. Marongiu, Application of the DISQUAC group contribution model to binary liquid organic mixtures containing alkanals, *Thermochim. Acta*, 199 (1992) 63-75. DOI: 10.1016/0040-6031(92)80251-Q.
- [18] J.A. González, C. Alonso-Tristán, I.G. de la Fuente, J.C. Cobos, Liquid-liquid equilibria for benzaldehyde + *n*-alkane mixtures and characterization of benzaldehyde + hydrocarbon systems in terms of DISQUAC, *Fluid Phase Equilib.*, 366 (2014) 61-68. DOI: 10.1016/j.fluid.2014.01.013.
- [19] J.A. González, I. García de la Fuente, J.C. Cobos, C. Casanova, H.V. Kehiaian, Calorimetric and phase equilibrium data for linear carbonates + hydrocarbons or + CCl₄ mixtures. Comparison with DISQUAC predictions, *Thermochim. Acta*, 217 (1993) 57-69. DOI: 10.1016/0040-6031(93)85097-S.
- [20] J. Gmehling, J. Li, M. Schiller, A modified UNIFAC model. 2. Present parameter matrix and results for different thermodynamic properties, *Ind. Eng. Chem. Res.*, 32 (1993) 178-193. DOI: 10.1021/ie00013a024.
- [21] J. Lohmann, J. Gmehling, Modified UNIFAC (Dortmund): Reliable model for the development of thermal separation processes, *J. Chem. Eng. Jpn.*, 34 (2001) 43-54. DOI: 10.1252/jcej.34.43.
- [22] H.V. Kehiaian, J.-P.E. Grolier, M.-R. Kechavarz, G.C. Benson, Thermodynamic properties of binary mixtures containing ketones. VI. Analysis of the properties of 2-propanone + *n*-alkane mixtures in terms of a quasi-chemical group contribution model, *Fluid Phase Equilib.*, 5 (1981) 159-189. DOI: 10.1016/0378-3812(80)80055-0.
- [23] H.V. Kehiaian, J.-P.E. Grolier, M.-R. Kechavarz, G.C. Benson, O. Kiyohara, Y.P. Handa, Thermodynamic properties of binary mixtures containing ketones. VII. Analysis of the properties of *n*-alkanone + *n*-alkane, and *n*-alkanone + *n*-alkanone mixtures in terms of a quasi-chemical group contribution model, *Fluid Phase Equilib.*, 7 (1981) 95-120. DOI: 10.1016/0378-3812(81)85016-9.
- [24] I. Ferino, B. Marongiu, V. Solinas, S. Torrazza, H.V. Kehiaian, Thermodynamic properties of binary mixtures containing aldehydes. I. Excess enthalpies of some *n*-alkanal + *n*-alkane mixtures: Measurement and analysis in terms of a quasi-chemical group-contribution model and estimation of excess Gibbs energies, *Fluid Phase Equilib.*, 12 (1983) 125-142. DOI: 10.1016/0378-3812(83)85016-X.
- [25] P.J. Flory, R.A. Orwoll, A. Vrij, Statistical Thermodynamics of chain molecule liquids. I. An equation of state for normal paraffin hydrocarbons, *J. Am. Chem. Soc.*, 86 (1964) 3507-3514. DOI: 10.1021/ja01071a023.

- [26] P.J. Flory, R.A. Orwoll, A. Vrij, Statistical thermodynamics of chain molecule liquids. II. Liquid mixtures of normal paraffin hydrocarbons, *J. Am. Chem. Soc.*, 86 (1964) 3515-3520. DOI: 10.1021/ja01071a024.
- [27] A. Abe, P.J. Flory, The thermodynamic properties of mixtures of small, nonpolar molecules, *J. Am. Chem. Soc.*, 87 (1965) 1838-1846. DOI: 10.1021/ja01087a003.
- [28] R.A. Orwoll, P.J. Flory, Thermodynamic properties of binary mixtures of *n*-alkanes, *J. Am. Chem. Soc.*, 89 (1967) 6822-6829. DOI: 10.1021/ja01002a003.
- [29] L. Tonks, The complete equation of state of one, two and three-dimensional gases of hard elastic spheres, *Phys. Rev.*, 50 (1936) 955-963.
- [30] I. Prigogine, *The molecular theory of solutions*, North-Holland Publishing Company, Amsterdam, 1957.
- [31] G. Allen, Z. Chai, C.L. Chong, J.S. Higgins, J. Tripathi, Thermodynamics of oligomeric binary mixtures of polyethylene glycol and polypropylene glycol methylethers, *Polymer*, 25 (1984) 239-244. DOI: 10.1016/0032-3861(84)90331-8.
- [32] J.A. González, I. Alonso, C. Alonso-Tristán, I.G.D.L. Fuente, J.C. Cobos, Thermodynamics of mixtures containing amines. XI. Liquid + liquid equilibria and molar excess enthalpies at 298.15 K for *N*-methylaniline + hydrocarbon systems. Characterization in terms of DISQUAC and ERAS models, *J. Chem. Thermodyn.*, 56 (2013) 89-98. DOI: 10.1016/j.jct.2012.07.006.
- [33] H.V. Kehiaian, M.R. Tine, L. Lepori, E. Matteoli, B. Marongiu, Thermodynamics of binary mixtures containing oxaalkanes. Part 3. Monoethers, polyethers, acetals, orthoesters and cyclic monoethers + *n*-alkanes or cyclohexane, *Fluid Phase Equilib.*, 46 (1989) 131-177. DOI: 10.1016/0378-3812(89)80033-0.
- [34] J.A. González, I. García de la Fuente, J.C. Cobos, Proximity effects and cyclization in oxaalkanes+CCl₄ mixtures DISQUAC characterization of the Cl-O interactions. Comparison with Dortmund UNIFAC results, *Fluid Phase Equilib.*, 154 (1999) 11-31. DOI: 10.1016/S0378-3812(98)00421-X.
- [35] J.S. Rowlinson, F.L. Swinton, *Liquids and liquid mixtures*, 3rd Edition, Butterworths, G. B., 1982.
- [36] J.A. González, I. García de la Fuente, J.C. Cobos, Thermodynamics of mixtures with strongly negative deviations from Raoult's Law: Part 4. Application of the DISQUAC model to mixtures of 1-alkanols with primary or secondary linear amines. Comparison with Dortmund UNIFAC and ERAS results, *Fluid Phase Equilib.*, 168 (2000) 31-58. DOI: 10.1016/S0378-3812(99)00326-X.

- [37] E. Wilhelm, A. Lainez, J.P.E. Grolier, Thermodynamics of (a halogenated ethane or ethene + an *n*-alkane). VE and CPE of mixtures containing either 1,1,2,2-tetrachloroethane or tetrachloroethene, *Fluid Phase Equilib.*, 49 (1989) 233-250. DOI: 10.1016/0378-3812(89)80018-4.
- [38] J.A. González, I. Mozo, I. García, D. La Fuente, J.C. Cobos, V.A. Durov, Thermodynamics of 1-alkanol + cyclic ether mixtures, *Fluid Phase Equilib.*, 245 (2006) 168-184. DOI: 10.1016/j.fluid.2006.05.003.
- [39] O. Kiyohara, Y.P. Handa, G.C. Benson, Thermodynamic properties of binary mixtures containing ketones III. Excess enthalpies of *n*-alkanes + some aliphatic ketones, *J. Chem. Thermodyn.*, 11 (1979) 453-460. DOI: 10.1016/0021-9614(79)90123-X.
- [40] O. Kiyohara, G.C. Benson, J.-P.E. Grolier, Thermodynamic properties of binary mixtures containing ketones I. Excess enthalpies of some aliphatic ketones + *n*-hexane, + benzene, and + tetrachloromethane, *J. Chem. Thermodyn.*, 9 (1977) 315-323. DOI: 10.1016/0021-9614(77)90052-0.
- [41] U. Messow, U. Doyé, D. Kuchenbecker, Thermodynamic studies on solvent + *n*-paraffin systems: 9. butanone(1) + *n*-dodecane(2), butanone(1) + *n*-hexadecane(2) and butanone(1) + *n*-octadecane(2) systems., *Z. Phys. Chem. (Leipzig)*, 259 (1978) 664-666.
- [42] Y. Akamatsu, H. Ogawa, S. Murakami, Molar excess enthalpies, molar excess volumes and molar isentropic compressions of mixtures of 2-propanone with heptane, benzene and trichloromethane at 298.15 K, *Thermochim. Acta*, 113 (1987) 141-150. DOI: 10.1016/0040-6031(87)88317-X.
- [43] J.L. Legido, R. Bravo, M.I. Paz Andrade, L. Romani, F. Sarmiento, J. Ortega, Excess enthalpies of five examples of (2-hexanone + an *n*-alkane) and five of (2-hexanone + an *n*-alkanol) at 298.15 K, *J. Chem. Thermodyn.*, 18 (1986) 21-26. DOI: 10.1016/0021-9614(86)90038-8.
- [44] O. Urdaneta, Y.P. Handa, G.C. Benson, Thermodynamic properties of binary mixtures containing ketones V. Excess enthalpies of an isomeric heptanone + *n*-heptane, *J. Chem. Thermodyn.*, 11 (1979) 857-860. DOI: 10.1016/0021-9614(79)90066-1.
- [45] B. Marongiu, Excess enthalpies of some normal alkanones (C₃ - C₆) + cyclohexane, *Int. DATA Ser., Sel. Data Mixtures, Ser. A*, 15 (1987) 1-6.
- [46] I. Velasco, J. Fernández, S. Otín, H.V. Kehiaian, Estimation of DISQUAC interchange energy parameters for *n*-alkylamine + *n*-alkane mixtures, *Fluid Phase Equilib.*, 69 (1991) 15-32. DOI: 10.1016/0378-3812(91)90023-Z.

- [47] J.-P.E. Grolier, G.C. Benson, Thermodynamic properties of binary mixtures containing ketones. VIII. Heat capacities and volumes of some *n*-alkanone + *n*-alkane mixtures at 298.15K, *Can. J. Chem.*, 62 (1984) 949-953. DOI: 10.1139/v84-156.
- [48] J. Ortega, M.I. Paz-Andrade, E. Rodriguez-Nunez, E. Jimenez, Excess molar volumes of binary mixtures of 2-hexanone with *n*-alkane at 298.15K, *Can. J. Chem.*, 63 (1985) 3354-3356. DOI: 10.1139/v85-552.
- [49] G. Rajendra Naidu, P. Ramachandra Naidu, Excess volumes of ternary mixtures containing ethyl ketone, 1-alkanols, and *n*-octane, *J. Chem. Eng. Data*, 27 (1982) 57-59. DOI: 10.1021/je00027a018.
- [50] U. Messow, U. Doyé, S. Kuntzsch, D. Kuchenbecker, Thermodynamic studies on solvent/*n*-paraffin systems. V. The acetone/*n*-decane, acetone/*n*-dodecane, acetone/*n*-tetradecane and acetone/*n*-hexadecane systems, *Z. Phys. Chem. (Leipzig)*, 258 (1977) 90-96.
- [51] K. Yamanaka, H. Ogawa, S. Murakami, Excess molar isobaric heat capacities of mixtures of 2-propanone with heptane, benzene, and trichloromethane at 298.15 K, *Thermochim. Acta*, 169 (1990) 193-201. DOI: 10.1016/0040-6031(90)80145-O.
- [52] M.-E. Saint-Victor, D. Patterson, The w-shape concentration dependence of C_p^E and solution non-randomness: ketones + normal and branched alkanes, *Fluid Phase Equilib.*, 35 (1987) 237-252. DOI: 10.1016/0378-3812(87)80015-8.
- [53] B.S. Mahl, H. Kaur, Excess thermodynamic properties of binary mixtures of *n*-alkanes with cycloalkanones, *Thermochim. Acta*, 112 (1987) 351-364. DOI: 10.1016/0040-6031(87)88292-8.
- [54] V. Majer, V. Svoboda, Enthalpies of vaporization of organic compounds: a critical review and data compilation, Blackwell Scientific Publications, Oxford, 1985.
- [55] D.R. Lide, *CRC Handbook of Chemistry and Physics*, 90th Edition, CRC Press/Taylor and Francis, Boca Raton, FL, 2010.
- [56] P.P.S. Saluja, L.A. Peacock, R. Fuchs, Enthalpies of interaction of aliphatic ketones with polar and nonpolar solvents, *J. Am. Chem. Soc.*, 101 (1979) 1958-1962. DOI: 10.1021/ja00502a005.
- [57] L. Lepori, P. Gianni, E. Matteoli, The effect of the molecular size and shape on the volume behavior of binary liquid mixtures. Branched and cyclic alkanes in heptane at 298.15 K, *J. Solution Chem.*, 42 (2013) 1263-1304. DOI: 10.1007/s10953-013-0023-9.

- [58] O. Urdaneta, S. Hamam, Y.P. Handa, G.C. Benson, Thermodynamic properties of binary mixtures containing ketones IV. Excess enthalpies of acetophenone + an *n*-alkane and phenylacetone + an *n*-alkane, *J. Chem. Thermodyn.*, 11 (1979) 851-856. DOI: 10.1016/0021-9614(79)90065-X.
- [59] W.-C. Liao, H.-m. Lin, M.-J. Lee, Excess molar enthalpies of binary systems of 2-octanone or 3-octanone with dodecane, tetradecane, or hexadecane at 298.15 K, *J. Chem. Eng. Data*, 55 (2010) 217-222. DOI: 10.1021/je900311v.
- [60] I. Ferino, B. Marongiu, V. Solinas, S. Torrazza, Excess enthalpies of some aromatic aldehydes in *n*-hexane, *n*-heptane and benzene, *Thermochim. Acta*, 57 (1982) 147-154. DOI: 10.1016/0040-6031(82)80055-5.
- [61] I. Garcia, J.C. Cobos, J.A. Gonzalez, C. Casanova, M.J. Cocero, Thermodynamics of binary mixtures containing organic carbonates. 1. Excess enthalpies of dimethyl carbonate + hydrocarbons or + tetrachloromethane, *J. Chem. Eng. Data*, 33 (1988) 423-426. DOI: 10.1021/je00054a010.
- [62] I. García, J.C. Cobos, J.A. González, C. Casanova, Excess enthalpies of diethyl carbonate + some normal alkanes (C₆ - C₁₄) + cyclohexane, + methylcyclohexane, + benzene, + toluene, or + tetrachloromethane, *Int. DATA Ser., Sel. Data Mixtures, Ser. A*, 15 (1987) 164-173.
- [63] J.A. Gonzalez, I. Garcia, J.C. Cobos, C. Casanova, Thermodynamics of binary mixtures containing organic carbonates. 4. Liquid-liquid equilibria of dimethyl carbonate + selected *n*-alkanes, *J. Chem. Eng. Data*, 36 (1991) 162-164. DOI: 10.1021/je00002a009.
- [64] I. Garcia de la Fuente, J.A. Gonzalez, J.C. Cobos, C. Casanova, Excess molar volumes for dimethyl carbonate + heptane, decane, 2,2,4-trimethylpentane, cyclohexane, benzene, toluene, or tetrachloromethane, *J. Chem. Eng. Data*, 37 (1992) 535-537. DOI: 10.1021/je00008a037.
- [65] A.L. McClellan, Tables of experimental dipole moments, Vols. 1,2,3, Raha Enterprises, El Cerrito, US, 1974.
- [66] H. Kalali, F. Kohler, P. Svejda, Excess properties of binary mixtures of 2,2,4-trimethylpentane with one polar component, *Fluid Phase Equilib.*, 20 (1985) 75-80. DOI: 10.1016/0378-3812(85)90022-6.
- [67] H. Van Tra, D. Patterson, Volumes of mixing and the P* effect: Part I. Hexane isomers with normal and branched hexadecane, *J. Solution Chem.*, 11 (1982) 793-805. DOI: 10.1007/BF00650519.

- [68] G. Spinolo, R. Riccardi, Liquid-liquid equilibrium in acetone + *n*-alkane (C6-C9) binary mixtures, *Int. DATA Ser., Sel. Data Mixtures, Ser. A*, (1977) 91-94.
- [69] O. Azócar, J. Edwards, Thermodynamics of the system *n*-decane-acetone, 2. Mitt., *Monatsh. Chem.*, 102 (1971) 1867-1872. DOI: 10.1007/BF00905662.
- [70] M. Costas, D. Patterson, Order destruction and order creation in binary mixtures of non-electrolytes, *Thermochim. Acta*, 120 (1987) 161-181. DOI: 10.1016/0040-6031(87)80214-9.
- [71] M. Costas, H. Van Tra, D. Patterson, M. Caceres-Alonso, G. Tardajos, E. Aicart, Liquid structure and second-order mixing functions for 1-chloronaphthalene with linear and branched alkanes, *J. Chem. Soc. Faraday. Trans. 1*, 84 (1988) 1603-1616. DOI: 10.1039/F19888401603.
- [72] K. Schäfer, F.J. Rohr, Excess enthalpies of acetone + *n*-alkane (C₃ - C₆) binary mixtures, *Int. DATA Ser., Sel. Data Mixtures, Ser. A*, (1978) 74-77.
- [73] W.-C. Liao, H.-m. Lin, M.-J. Lee, Excess molar enthalpies of binary mixtures containing 2-decanone or dipentyl ether with long-chain *n*-alkanes at T = 298.15 K, *J. Chem. Thermodyn.*, 43 (2011) 515-520. DOI: 10.1016/j.jct.2010.11.004.
- [74] B. Marongiu, C. Delitala, B. Pittau, S. Porcedda, DISQUAC predictions on excess enthalpies of the ternary mixture: cyclohexane + propanone + tetrahydrofuran, *Fluid Phase Equilib.*, 109 (1995) 67-81. DOI: 10.1016/0378-3812(95)96893-2.
- [75] K. Tamura, Excess molar enthalpies and excess molar heat capacities of (2-butanone + cyclohexane, or methylcyclohexane, or benzene, or toluene, or chlorobenzene, or cyclohexanone) at T = 298.15 K, *J. Chem. Thermodyn.*, 33 (2001) 1345-1353. DOI: 10.1006/jcht.2001.0851.
- [76] B. Marongiu, S. Dernini, A.M. Polcaro, Thermodynamics of binary mixtures containing cyclic alkanones. 1. Excess enthalpies of cyclopentanone and cyclohexanone + *n*-alkanes, + cyclohexane, + benzene, and + tetrachloromethane, *J. Chem. Eng. Data*, 31 (1986) 185-189. DOI: 10.1021/jc00044a017.
- [77] J.-P.E. Grolier, O. Kiyohara, G.C. Benson, Thermodynamic properties of binary mixtures containing ketones II. Excess enthalpies of some aromatic ketones + *n*-hexane, + benzene, and + tetrachloromethane, *J. Chem. Thermodyn.*, 9 (1977) 697-703. DOI: 10.1016/0021-9614(77)90096-9.
- [78] S. Li, H. Gao, W. Yan, Determination and correlation of excess molar enthalpies of eight binary systems containing acetophenone at different temperatures, *J. Chem. Eng. Data*, 53 (2008) 1630-1634. DOI: 10.1021/jc800193a.

- [79] R.S. Ramalho, J.L. Tillie, S. Kaliaguine, Heats of mixing for homologous series of ketones and their prediction from group interaction theory and the congruence principle, *Can. J. Chem. Eng.*, 49 (1971) 830-836. DOI: 10.1002/cjce.5450490621.
- [80] R. Francesconi, F. Comelli, Excess molar enthalpies of binary mixtures containing dimethyl carbonate or diethyl carbonate and one of six methyl *n*-alkyl ketones Application of an extended cell model, *Thermochim. Acta*, 264 (1995) 95-104. DOI: 10.1016/0040-6031(95)02395-I.
- [81] R. Francesconi, F. Comelli, Excess molar enthalpies of binary mixtures containing dialkylcarbonates + cyclic ketones at 298.15 or 313.15 K, *Thermochim. Acta*, 258 (1995) 49-57. DOI: 10.1016/0040-6031(94)02214-9.
- [82] J.S. Chickos, S. Hosseini, D.G. Hesse, Determination of vaporization enthalpies of simple organic molecules by correlations of changes in gas chromatographic net retention times, *Thermochim. Acta*, 249 (1995) 41-62. DOI: 10.1016/0040-6031(95)90670-3.
- [83] J.A. Riddick, W.B. Bunger, T.K. Sakano, *Organic solvents: physical properties and methods of purification*, Wiley, New York, 1986.
- [84] S.A. Kozlova, V.N. Emel'yanenko, M. Georgieva, S.P. Verevkin, Y. Chernyak, B. Schäffner, A. Börner, Vapour pressure and enthalpy of vaporization of aliphatic dialkyl carbonates, *J. Chem. Thermodyn.*, 40 (2008) 1136-1140. DOI: 10.1016/j.jct.2008.02.012.

Table 1

Excess molar enthalpies, H_m^E , at temperature T , pressure $p = 0.1013$ MPa and equimolar composition; X_{12} , Flory energetic parameter calculated from H_m^E at equimolar composition; $H_{m,int}^E$ and $H_{m,eos}^E$ are the interactional and equation of state contributions; $\sigma_r(H_m^E)$ are the relative standard deviations calculated according to eq. (17).

System	X_{12}/MPa	$H_m^E/\text{J}\cdot\text{mol}^{-1}$	$H_{m,int}^E/\text{J}\cdot\text{mol}^{-1}$	$H_{m,eos}^E/\text{J}\cdot\text{mol}^{-1}$	$\sigma_r(H_m^E)$	Ref.
ketone + alkane ; $T / \text{K} = 298.15$						
2-propanone + hexane (243.15 K)	73.26	1256	978	278	0.183	[72]
2-propanone + hexane (253.15 K)	78.82	1358	1036	322	0.159	[72]
2-propanone + hexane (273.15 K)	83.75	1462	1066	396	0.153	[72]
2-propanone + hexane (293.15 K)	87.61	1554	1081	473	0.151	[72]
2-propanone + heptane	91.85	1676	1176	500	0.132	[42]
2-propanone + decane	102.54	1968	1456	512	0.249	[50]
2-propanone + hexadecane ^a	116.57	2377	1866	511	0.179	[50]
2-butanone + pentane	58.85	1160	805	355	0.149	[39]
2-butanone + hexane	60.69	1254	881	373	0.144	[40]
2-butanone + heptane	62.71	1338	955	383	0.148	[39]
2-butanone + octane	64.32	1408	1021	387	0.144	[39]
2-butanone + decane	67.93	1545	1150	395	0.139	[39]
2-butanone + dodecane	71.09	1661	1268	393	0.216	[41]
2-butanone + hexadecane	76.32	1863	1463	400	0.214	[41]
2-pentanone + pentane	43.92	966	694	272	0.151	[39]
2-pentanone + hexane	44.48	1040	748	292	0.149	[40]
2-pentanone + heptane	46.63	1135	822	313	0.144	[39]
2-pentanone + octane	47.85	1202	881	321	0.140	[39]
2-pentanone + decane	50.75	1335	998	337	0.136	[39]
3-pentanone + pentane	42.14	920	662	258	0.150	[39]
3-pentanone + hexane	43.06	999	718	281	0.146	[40]
3-pentanone + heptane	44.60	1078	781	297	0.140	[39]
3-pentanone + octane	45.76	1141	836	305	0.136	[39]
3-pentanone + decane	48.35	1262	944	318	0.126	[39]
2-hexanone + hexane	36.93	949	694	255	0.179	[43]
2-hexanone + heptane	39.16	1055	773	282	0.158	[43]
2-hexanone + octane	40.54	1132	835	297	0.151	[43]
2-hexanone + nonane	41.70	1198	894	304	0.134	[43]
2-hexanone + decane	43.12	1268	951	317	0.137	[43]
2-heptanone + heptane	30.26	886	662	224	0.145	[44]
4-heptanone + heptane	27.78	812	609	203	0.138	[44]

2-octanone + dodecane	29.06	1068	822	246	0.144	[59]
2-octanone + tetradecane	30.29	1151	901	250	0.149	[59]
2-octanone + hexadecane	32.03	1256	984	272	0.133	[59]
2-decanone + dodecane	22.12	937	725	212	0.157	[73]
2-decanone + tetradecane	23.16	1020	799	221	0.164	[73]
2-decanone + hexadecane	24.71	1126	883	243	0.151	[73]
2-propanone + C ₆ H ₁₂	94.19	1580	1116	464	0.139	[74]
2-butanone + C ₆ H ₁₂	65.93	1286	923	363	0.163	[75]
2-pentanone + C ₆ H ₁₂	51.80	1147	834	313	0.156	[45]
3-pentanone + C ₆ H ₁₂	48.57	1068	777	291	0.121	[45]
2-hexanone + C ₆ H ₁₂	42.79	1044	767	277	0.126	[45]
<i>c</i> -pentanone+ hexane	56.94	1165	869	296	0.177	[53]
<i>c</i> -pentanone + heptane	58.64	1256	936	320	0.165	[53]
<i>c</i> -pentanone + octane	61.01	1353	1012	341	0.176	[53]
<i>c</i> -pentanone + decane	62.82	1465	1108	357	0.194	[53]
<i>c</i> -pentanone + dodecane	66.40	1605	1232	373	0.190	[53]
<i>c</i> -pentanone + hexadecane	85.42	2174	1695	479	0.054	[76]
<i>c</i> -hexanone + hexane	45.78	1035	794	241	0.118	[53]
<i>c</i> -hexanone + heptane	47.77	1139	867	272	0.145	[53]
<i>c</i> -hexanone + octane	51.72	1285	976	309	0.149	[53]
<i>c</i> -hexanone + decane	52.49	1381	1055	326	0.149	[53]
<i>c</i> -hexanone + dodecane	54.69	1500	1158	342	0.149	[53]
<i>c</i> -hexanone + hexadecane	67.49	1962	1534	428	0.107	[76]
<i>c</i> -pentanone + C ₆ H ₁₂	57.76	1132	847	285	0.153	[76]
<i>c</i> -hexanone + C ₆ H ₁₂	43.31	939	718	221	0.139	[76]
acetophenone + pentane	58.69	1339	1056	283	0.132	[58]
acetophenone + hexane	58.39	1437	1115	322	0.132	[77]
acetophenone + hexane (328.15 K)	61.31	1515	1131	384	0.139	[78]
acetophenone + heptane	57.54	1493	1152	341	0.135	[58]
acetophenone + heptane (328.15 K)	61.88	1619	1197	422	0.129	[78]
acetophenone + heptane (348.15 K)	63.61	1676	1203	473	0.120	[78]
acetophenone + octane	57.03	1543	1190	353	0.142	[58]
acetophenone + decane	56.24	1620	1253	367	0.151	[58]
acetophenone + C ₆ H ₁₂	56.91	1338	1036	302	0.148	[78]
acetophenone + C ₆ H ₁₂ (328.15 K)	65.24	1550	1148	402	0.131	[78]
acetophenone + C ₆ H ₁₂ (348.15 K)	66.78	1598	1149	449	0.124	[78]
aldehyde + alkane ; $T / K = 298.15$						
ethanal + hexane	115.99	1669	1126	543	0.184	[24]
ethanal + heptane	122.9	1796	1251	545	0.191	[24]
ethanal + dodecane	144.78	2231	1705	526	0.175	[24]
ethanal + hexadecane	156.46	2487	1963	524	0.152	[24]

propanal + hexane	76.09	1343	926	417	0.226	[24]
propanal + heptane	80.57	1457	1027	430	0.330	[24]
propanal + dodecane	96.16	1863	1424	439	0.155	[24]
propanal + hexadecane	101.92	2045	1615	430	0.182	[24]
butanal + hexane	54.37	1126	794	332	0.181	[24]
butanal + heptane	56.87	1218	871	347	0.182	[24]
butanal + dodecane	67.30	1576	1205	371	0.183	[24]
butanal + hexadecane	73.25	1792	1409	383	0.163	[24]
benzaldehyde + hexane	55.88	1241	974	267	0.236	[60]
benzaldehyde + heptane	57.98	1360	1057	303	0.190	[60]

linear organic carbonate + *n*-alkane ; $T / K = 298.15$

dimethyl carbonate + heptane	96.93	1988	1419	569	0.112	[61]
dimethyl carbonate + decane	100.57	2205	1631	574	0.112	[61]
diethyl carbonate + heptane	50.26	1328	951	377	0.111	[62]
diethyl carbonate + decane	54.01	1536	1142	394	0.095	[62]

ketone + ketone ; $T / K = 303.15$

2-propanone + 2-butanone	1.95	29	22	7	0.035	[79]
2-propanone + 2-pentanone	6.65	103	80	23	0.047	[79]
2-propanone + 2-heptanone	16.27	269	215	54	0.020	[79]
2-propanone + 2-octanone	21.49	367	292	75	0.033	[79]
2-propanone + 2-undecanone	30.99	560	458	102	0.047	[79]
2-butanone + 2-pentanone	0.99	17	14	3	0.061	[79]
2-butanone + 2-heptanone	5.16	97	81	16	0.043	[79]
2-butanone + 2-octanone	8.27	163	133	30	0.032	[79]
2-butanone + 2-undecanone	16.64	354	292	62	0.032	[79]
2-pentanone + 2-heptanone	1.77	38	31	7	0.054	[79]
2-pentanone + 2-octanone	3.51	81	66	15	0.031	[79]
2-pentanone + 2-undecanone	8.82	218	179	39	0.031	[79]

ketone + linear organic carbonate ; $T / K = 298.15$

2-propanone + dimethyl carbonate	12.51	187	139	48	0.207	[80]
2-propanone + diethyl carbonate	13.74	232	169	63	0.378	[80]
2-butanone + dimethyl carbonate	15.26	274	198	76	0.173	[80]
2-butanone + diethyl carbonate	7.17	144	103	41	0.512	[80]
2-pentanone + dimethyl carbonate	18.56	376	275	101	0.200	[80]
2-pentanone + diethyl carbonate	6.82	154	113	41	0.364	[80]
2-hexanone + dimethyl carbonate	23.43	519	383	136	0.251	[80]
2-hexanone + diethyl carbonate	8.67	214	161	53	0.219	[80]
2-octanone + dimethyl carbonate	29.11	742	562	180	0.120	[80]
2-octanone + diethyl carbonate	12.43	351	275	76	0.098	[80]
2-undecanone + dimethyl carbonate	34.58	1028	799	229	0.054	[80]
2-undecanone + diethyl carbonate	17.15	568	458	110	0.033	[80]

<i>c</i> -hexanone + dimethyl carbonate	25.81	502	392	110	0.052	[81]
<i>c</i> -hexanone + diethyl carbonate	11.91	244	203	41	0.050	[81]

^a There is a partial immiscibility region.

Table 2

Standard molar enthalpies of vaporization, $\Delta H_{m,v}$, differences of standard molar enthalpy of vaporization with respect to the homomorphic hydrocarbon at 298.15 K, $\Delta\Delta H_{m,v}$ (eq. (19)), dipole moments, μ , and effective dipole moments, $\bar{\mu}$ (eq. (20)), at $T = 298.15$ K and $p = 0.1013$ MPa of some pure compounds.

Compound	$\Delta H_{m,v}/\text{kJ}\cdot\text{mol}^{-1}$	$\Delta\Delta H_{m,v}/\text{kJ}\cdot\text{mol}^{-1}$ ^a	μ/D	$\bar{\mu}$
2-propanone	30.99 ^[54]	16.20	2.88 ^[55]	1.281
2-butanone	34.79 ^[54]	13.17	2.779 ^[55]	1.12
2-pentanone	38.40 ^[54]	11.97	2.70 ^[55]	0.996
3-pentanone	38.52 ^[54]	12.09	2.82 ^[55]	1.046
2-hexanone	42.97 ^[56]	11.41	2.66 ^[55]	0.913
2-heptanone	47.24 ^[54]	10.67	2.59 ^[55]	0.835
4-heptanone	47.8 ^[82]	11.23		
2-octanone	51.8 ^[83]	10.31	2.70 ^[55]	0.823
<i>c</i> -pentanone	42.72 ^[54]	14.20	3.3 ^[55]	1.337
<i>c</i> -hexanone	45.06 ^[54]	12.05	3.246 ^[55]	1.216
acetophenone	53.39 ^[83]	11.15	3.02 ^[55]	1.066
ethanal	25.47 ^[54]	20.31	2.750 ^[55]	1.392
propanal	29.62 ^[54]	14.83	2.72 ^[55]	1.214
butanal	33.68 ^[83]	12.06	2.72 ^[55]	1.093
benzaldehyde	50.30 ^[83]	12.29	3.0 ^[55]	1.136
dimethyl carbonate	38.0 ^[84]	16.38 ^b	0.94 ^[65]	0.391
diethyl carbonate	43.60 ^[54]	12.04 ^b	0.90 ^[65]	0.312

^a Values of $\Delta H_{m,v}$ of the corresponding homomorphic hydrocarbon were taken from the recommended values in ref. [54]. ^b Relative to the *n*-alkane with one more C atom.

Table 3

Contribution to the excess molar enthalpy of interactions between unlike molecules, ΔH_m^{A-B} (eq. (21)), of ketone + ketone or + linear organic carbonate systems at $T = 298.15$ K and $p = 0.1013$ MPa.

System	$\Delta H_m^{A-B} / \text{J} \cdot \text{mol}^{-1}$ ^a
ketone + ketone	
2-propanone + 2-butanone	-2985
2-propanone + 2-pentanone	-2708
2-propanone + 2-heptanone	-2293
2-butanone + 2-pentanone	-2456
2-butanone + 2-heptanone	-2127
2-pentanone + 2-heptanone	-1983
ketone + linear organic carbonate	
2-propanone + dimethyl carbonate	-3477
2-propanone + diethyl carbonate	-2772
2-butanone + dimethyl carbonate	-3052
2-butanone + diethyl carbonate	-2522
2-pentanone + dimethyl carbonate	-2747
2-pentanone + diethyl carbonate	-2309
2-hexanone + dimethyl carbonate	-2524
2-hexanone + diethyl carbonate	-2169
<i>c</i> -hexanone + dimethyl carbonate	-2625
<i>c</i> -hexanone + diethyl carbonate	-2223

^a For references of H_m^E (ketone + *n*-heptane), see **Table 1**. The values of H_m^E (linear organic carbonate + *n*-heptane) were taken from refs. [61, 62].

Fig. 1

Mean relative standard deviations of the Flory model, $\langle \sigma_r(H_m^E) \rangle$ (eq. (18)), of several homologous series of the binary mixtures 2-alkanone + *n*-alkane, or + 2-alkanone, or + dialkyl carbonate.

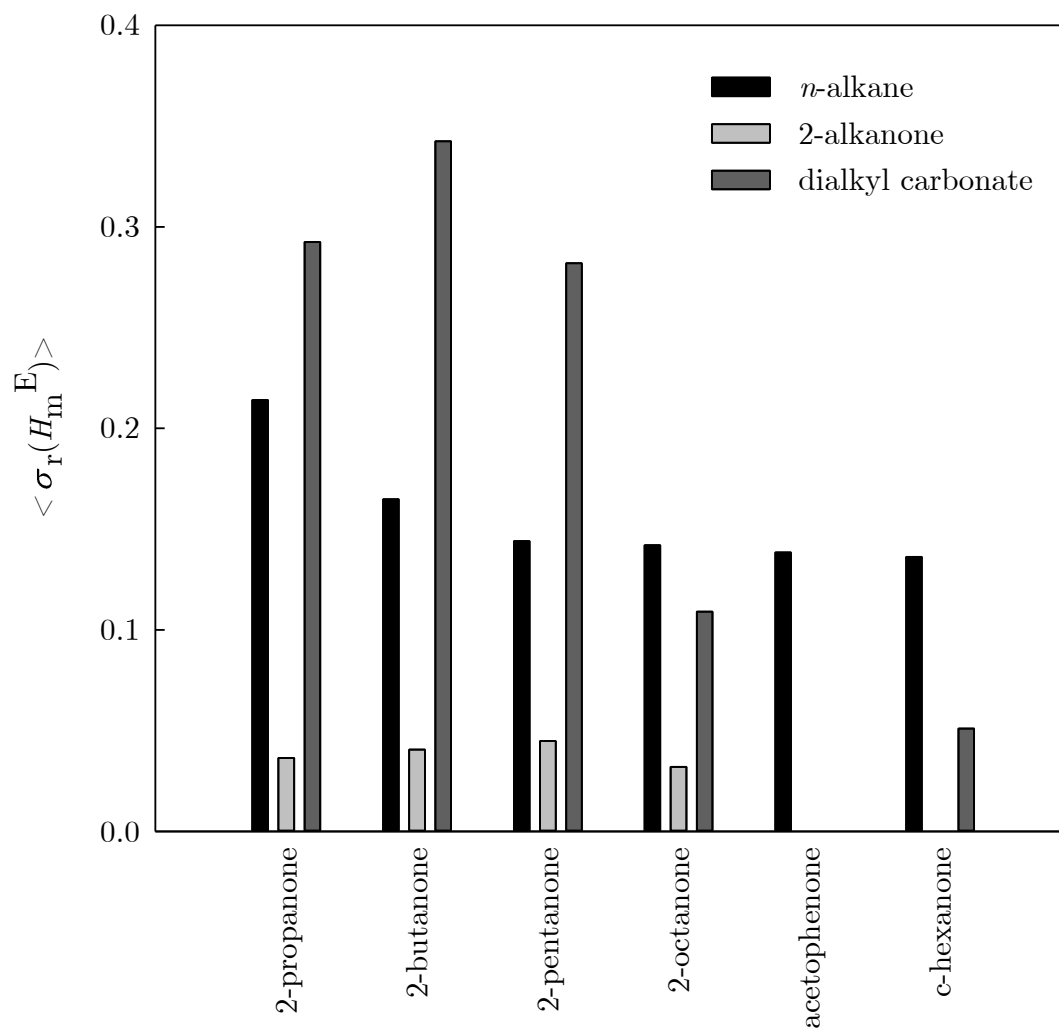


Fig. 2

Mean relative standard deviations of the Flory model, $\langle \sigma_r(H_m^E) \rangle$ (eq. (18)), of several homologous series of binary systems of the form ketone or alkanal + *n*-alkane (2 C atoms, ethanal; 3 C atoms, 2-propanone or propanal; 4 C atoms, 2-butanone or butanal; aromatic, acetophenone or benzaldehyde).

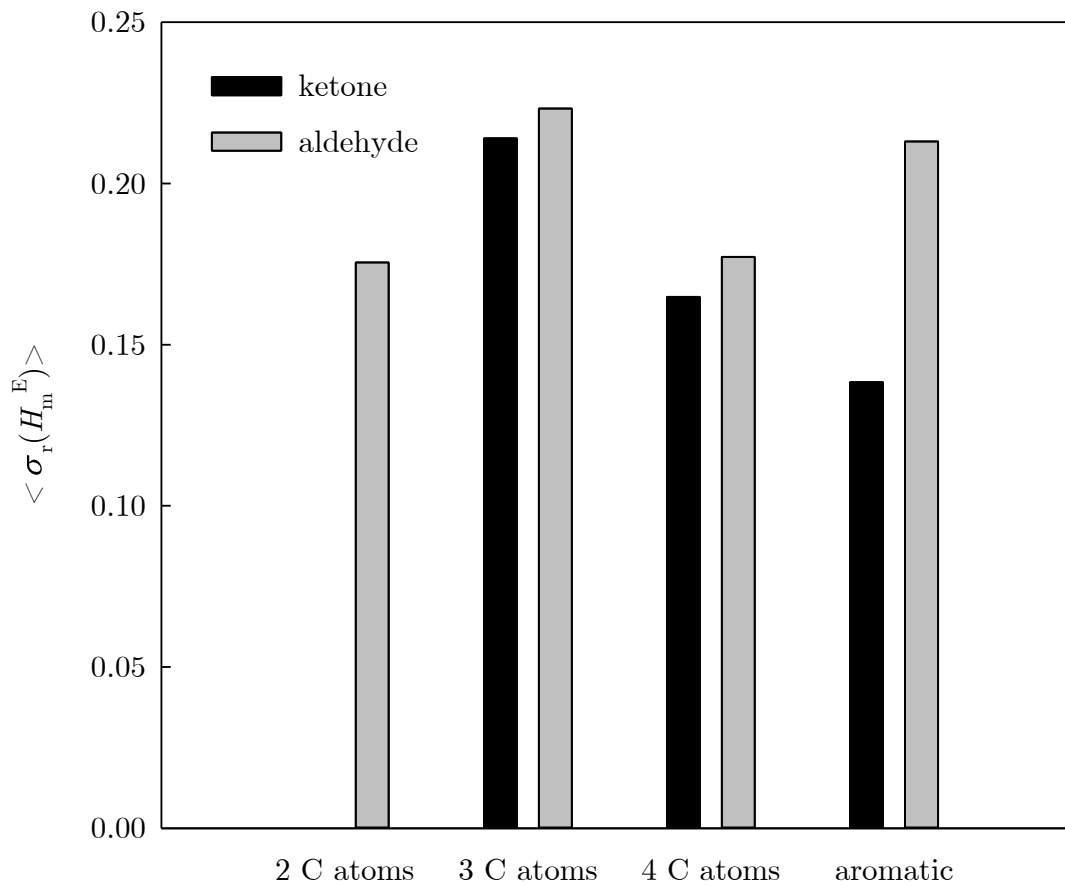


Fig. 3

Representation of $X'_{12}(x_1)/X_{12}$ (eq. (13)) for several systems ketone or aldehyde + heptane as functions of the mole fraction of component 1, x_1 . Symbols: 2-propanone (●), 2-butanone (○), 2-pentanone (▼), 2-hexanone (△), 2-heptanone (■), cyclopentanone (□), cyclohexanone (◆), ethanal (◇), propanal (▲), and butanal (▽).

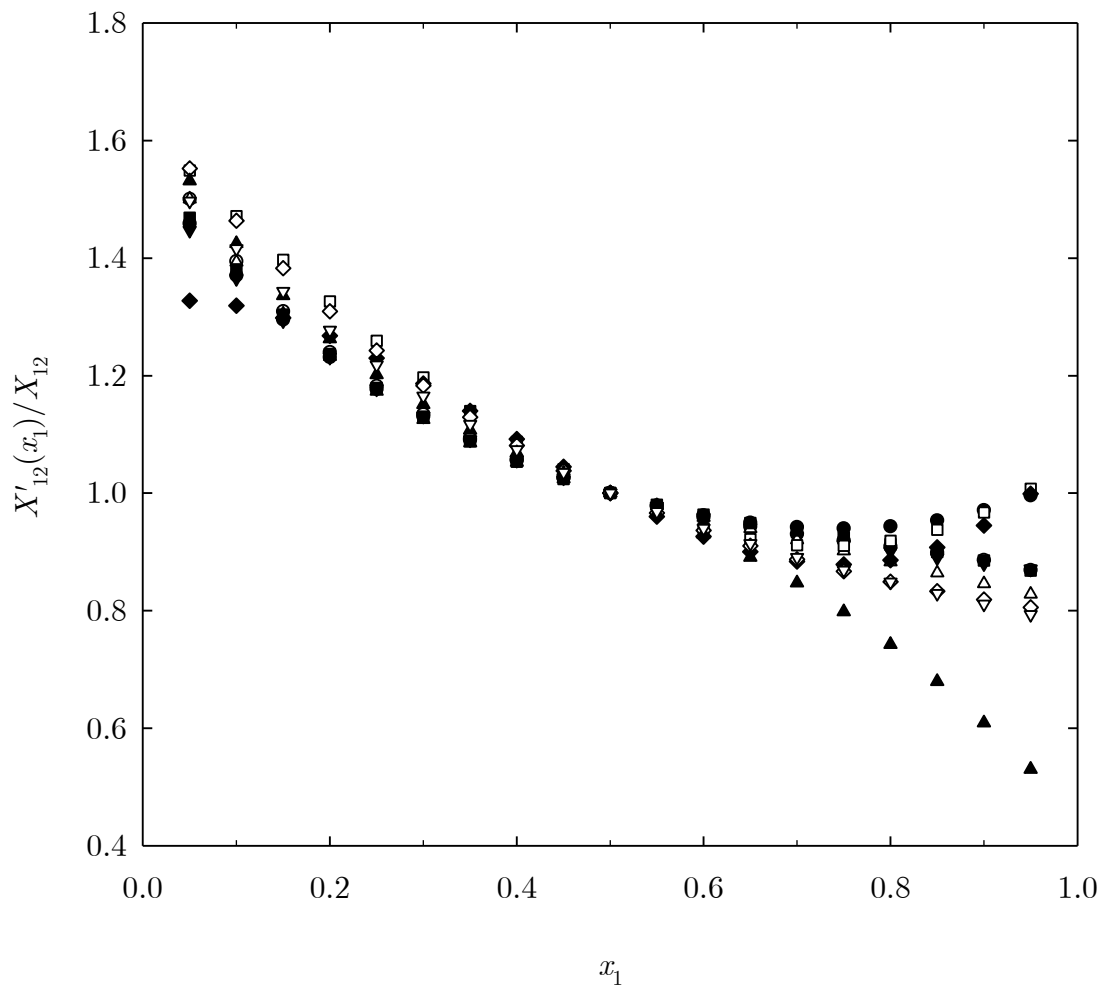


Fig. 4

Representation of $X'_{12}(x_1)/X_{12}$ (eq. (13)) for several systems ether + heptane at 298.15 K as functions of the mole fraction of component 1, x_1 . Symbols: dipropyl ether (●), 2,5-dioxahexane (○), 2,5,8-trioxanonane (▼), 2,5,8,11,14-pentaoxapentadecane (△).

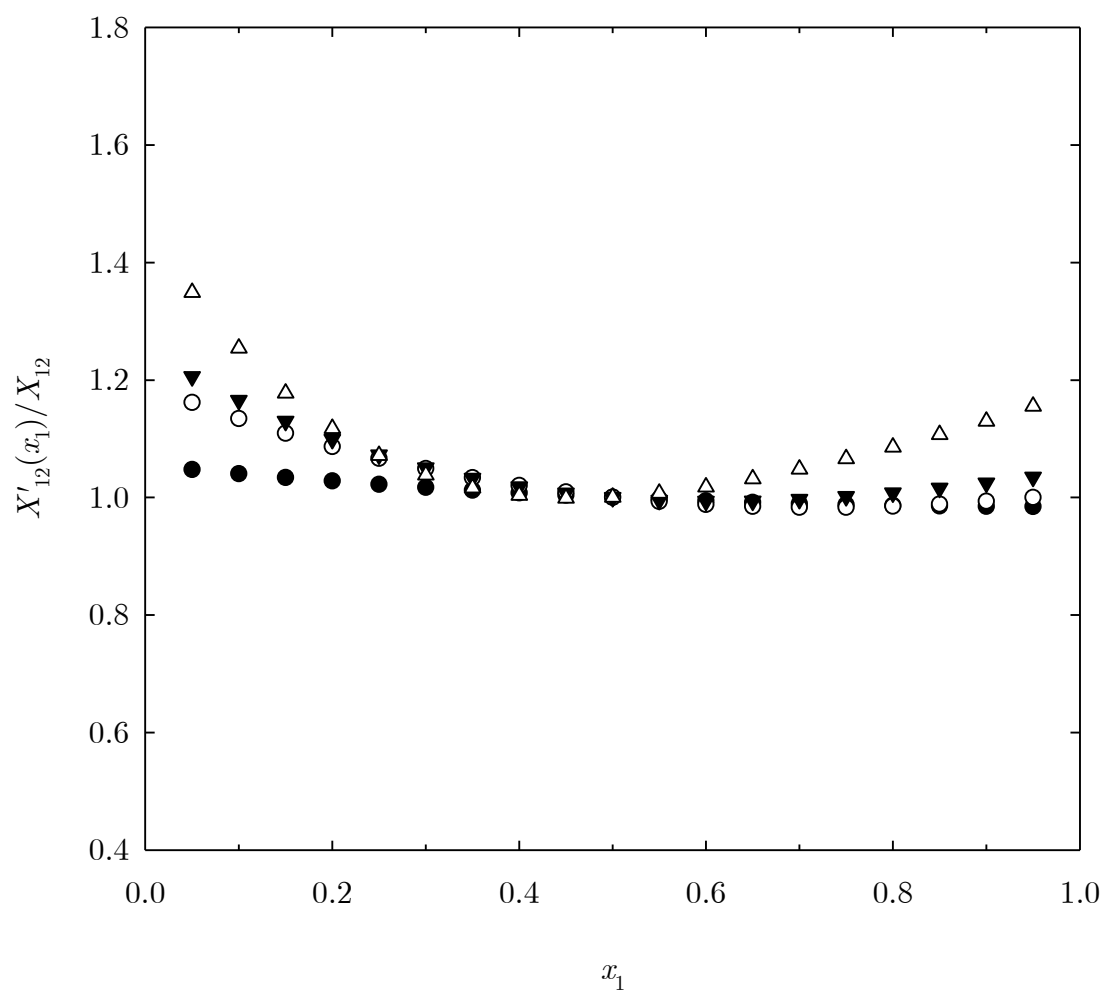


Fig. 5

Contributions to the excess molar volume, V_m^E , according to the Prigogine-Flory-Patterson model, represented in terms of the difference between the reduced volumes of the components 1 and 2, $\bar{v}_1 - \bar{v}_2$. Solid lines, 2-alkanone + heptane systems (the numbers indicate the carbon atoms of the 2-alkanone). Dashed lines, cyclohexanone + n -alkane mixtures (n -C₆, hexane; n -C₇, heptane). Full symbols: interactional contribution (●), p^* term (▼), total V_m^E from the model (■), experimental values (◆).

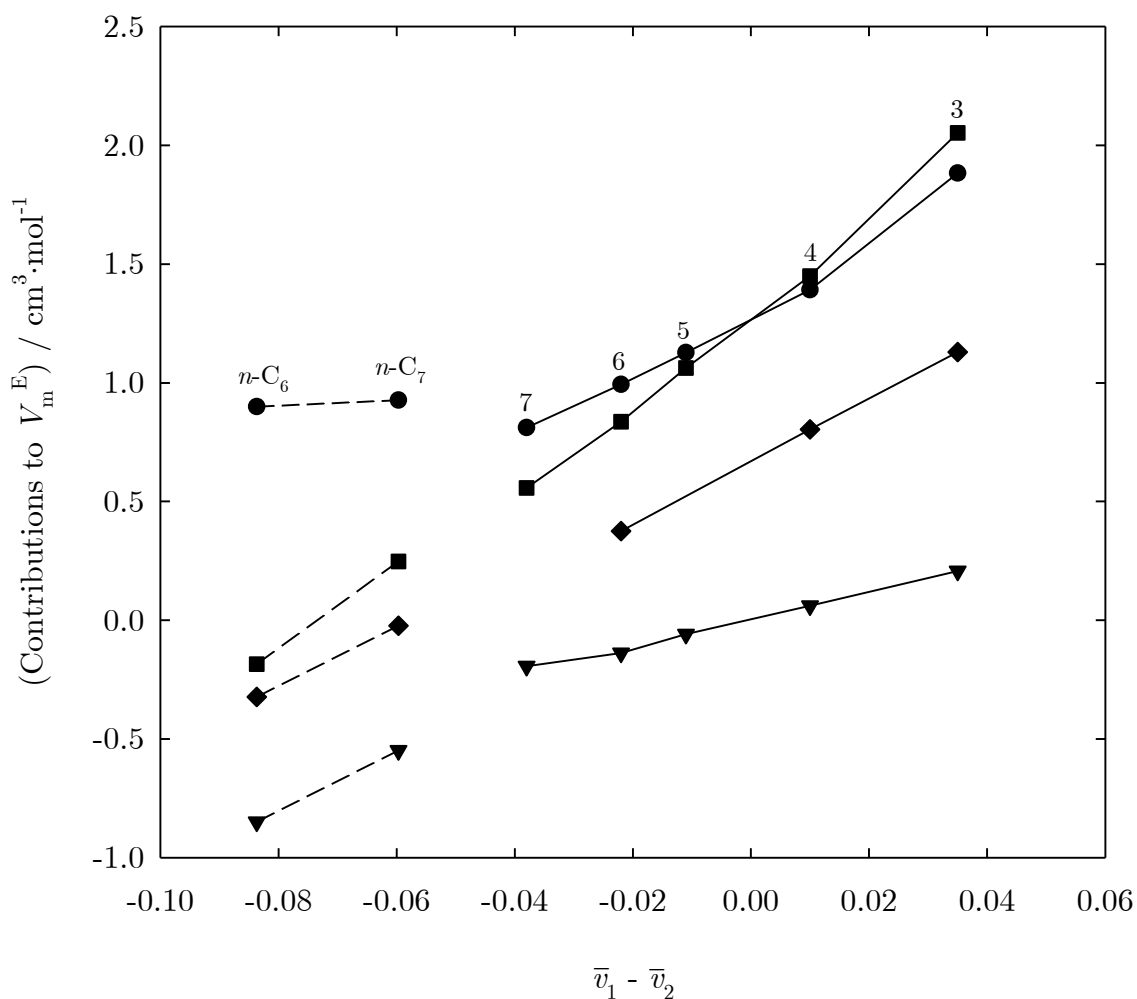


Fig. 6

Excess molar enthalpies, H_m^E , of 2-alkanone + heptane systems as functions of the mole fraction of component 1, x_1 . Full symbols, smoothed experimental results: 2-propanone (●), 2-butanone (▼), 2-pentanone (■), 2-hexanone (◆), 2-heptanone (▲). Solid lines, calculations from the Flory model.

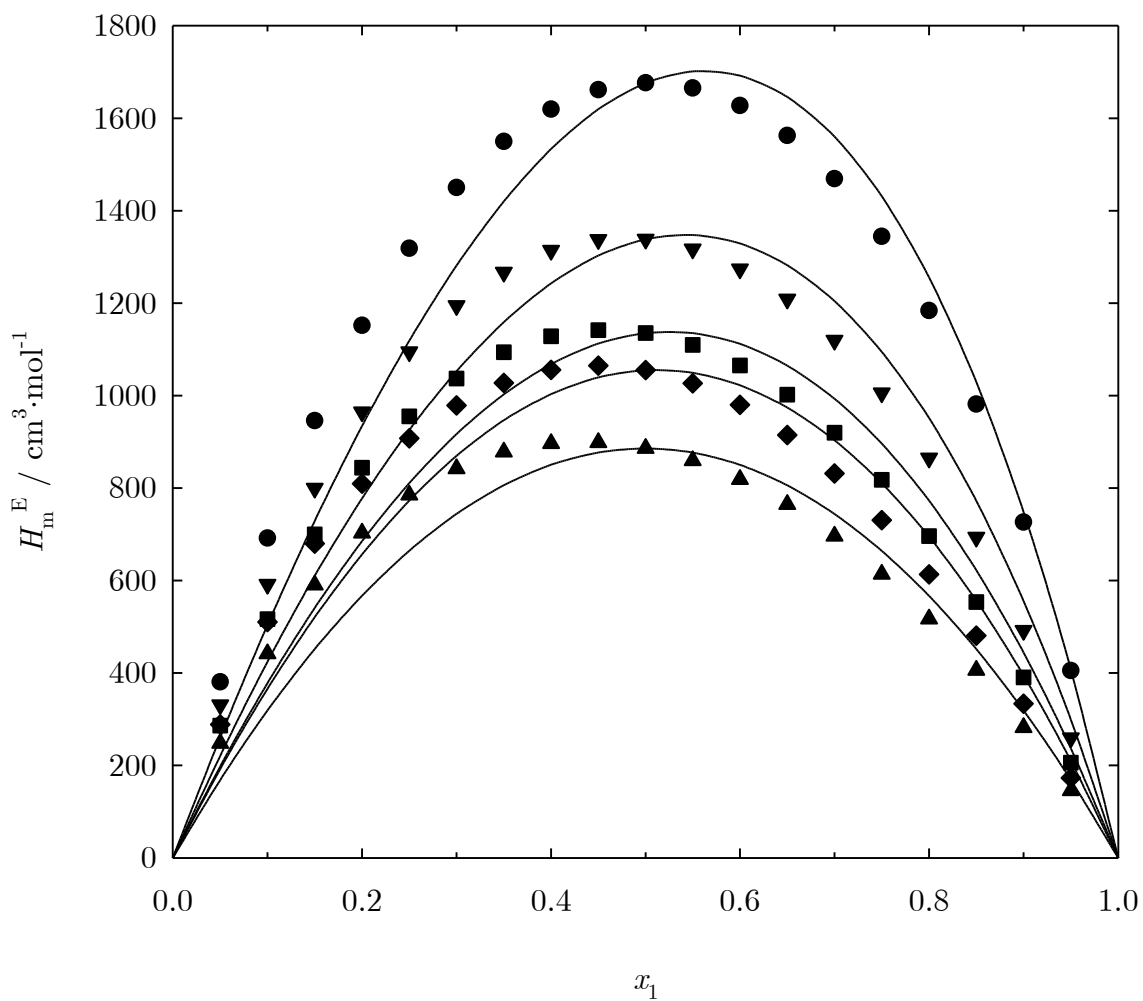


Fig. 7

Excess molar enthalpies, H_m^E , of 2-propanone + n -alkanone systems, as functions of the mole fraction of component 1, x_1 . Full symbols, smoothed experimental results: 2-butanone (●), 2-pentanone (▼), 2-heptanone (■), 2-octanone (◆), 2-undecanone (▲). Solid lines, calculations from the Flory model.

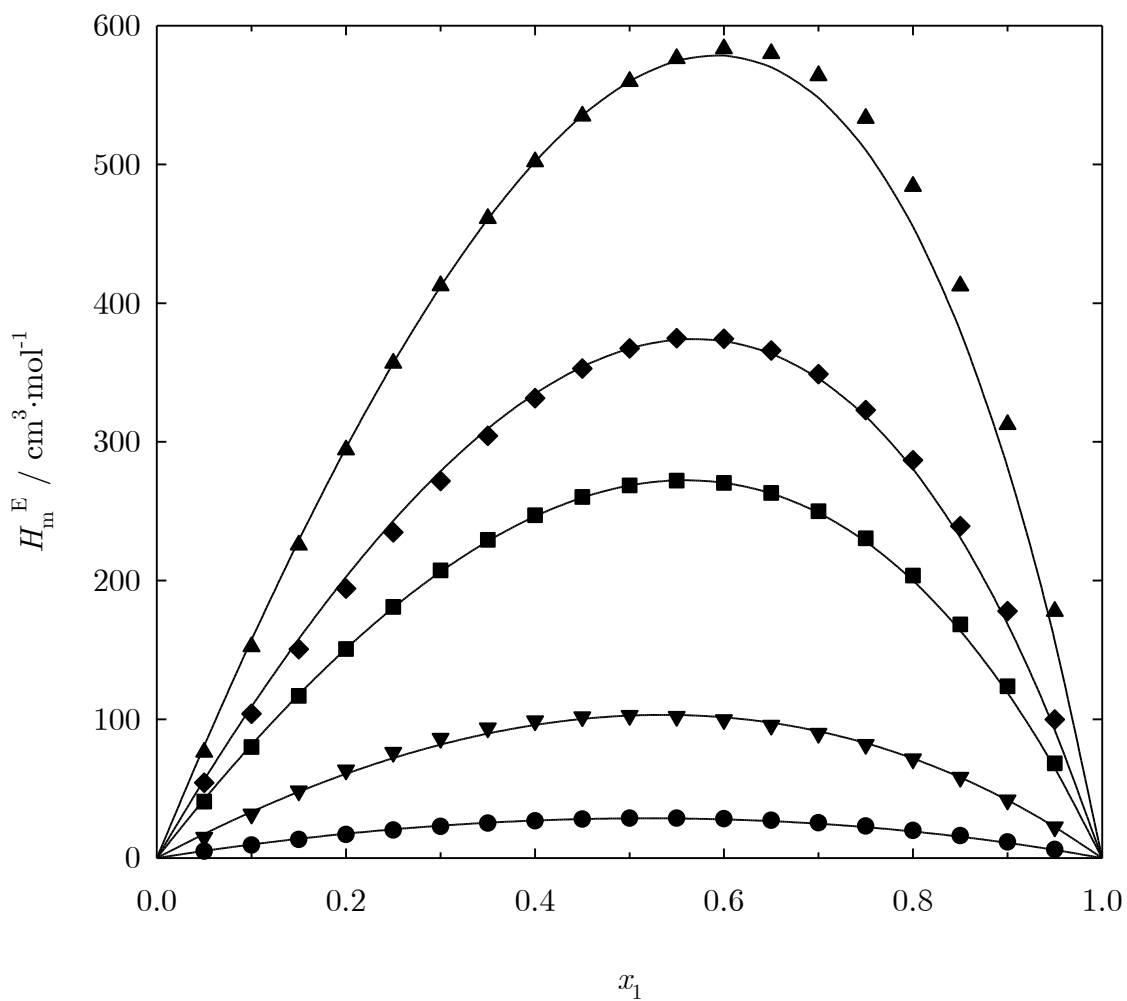
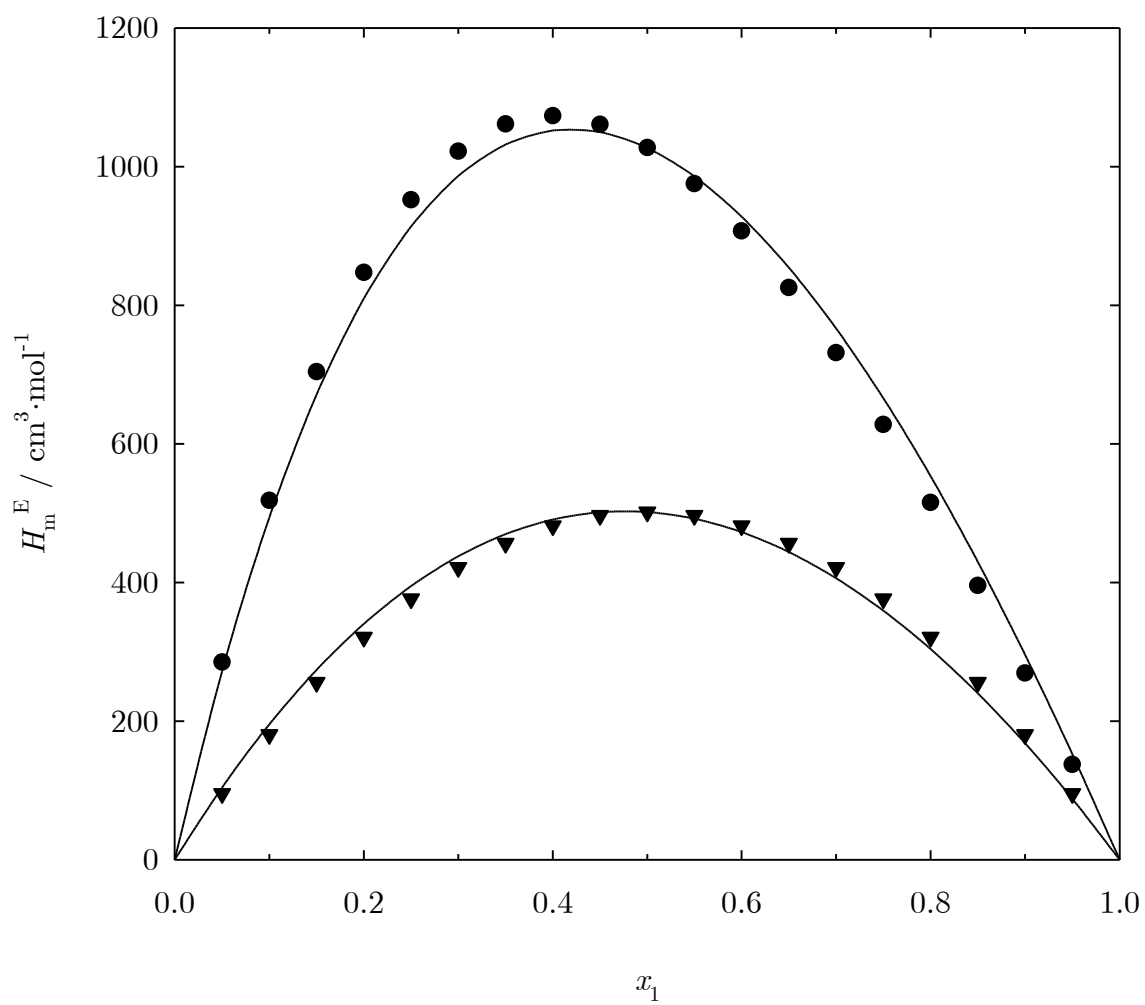


Fig. 8

Excess molar enthalpies, H_m^E , of n -alkanone + dimethyl carbonate systems, as functions of the mole fraction of component 1, x_1 . Full symbols, smoothed experimental results: 2-undecanone (●), cyclohexanone (▼). Solid lines, calculations from the Flory model.



Supplementary material

ORIENTATIONAL EFFECTS IN ALKANONE, ALKANAL OR DIALKYL CARBONATE + ALKANE MIXTURES AND IN ALKANONE + ALKANONE + OR + DIALKYL CARBONATE SYSTEMS.

FERNANDO HEVIA⁽¹⁾, JUAN ANTONIO GONZALEZ^{(1)*}, CRISTINA ALONSO-TRISTÁN⁽²⁾, ISAÍAS GARCÍA DE LA FUENTE⁽¹⁾ AND LUIS FELIPE SANZ⁽¹⁾

⁽¹⁾ G.E.T.E.F., Departamento de Física Aplicada, Facultad de Ciencias, Universidad de Valladolid. Paseo de Belén, 7, 47011 Valladolid, Spain.

⁽²⁾ Departamento de Ingeniería Electromecánica. Escuela Politécnica Superior, Universidad de Burgos. Avda. Cantabria s/n. 09006 Burgos, Spain.

*CORRESPONDING AUTHOR, e-mail: jagl@termo.uva.es; Fax: +34-983-423136; Tel: +34-983-423757

Table S1

Physical properties and Flory reduction parameters of the pure compounds at temperature $T = 298.15$ K and pressure $p = 0.1013$ MPa. V_m , molar volume; α_p , isobaric coefficient of thermal expansion; κ_T , coefficient of isothermal compressibility; V_m^* , reduction molar volume; and p^* , reduction pressure.

Compound	$V_m/\text{cm}^3\cdot\text{mol}^{-1}$	$\alpha_p/10^{-3}\text{K}^{-1}$	κ_T/TPa^{-1}	$V_m^*/\text{cm}^3\cdot\text{mol}^{-1}$	p^*/MPa
<i>n</i> -pentane	116.11 ^[1]	1.61 ^[1]	2180 ^[1]	85.33	407.5
<i>n</i> -hexane	131.57 ^[2]	1.387 ^[2]	1794 ^[2]	99.52	402.7
<i>n</i> -heptane	147.45 ^[3]	1.256 ^[3]	1461 ^[3]	113.60	431.7
<i>n</i> -octane	163.52 ^[3]	1.164 ^[3]	1302.4 ^[3]	127.70	436.8
<i>n</i> -nonane	179.69 ^[1]	1.0844 ^[1]	1177 ^[1]	142.07	439.3
<i>n</i> -decane	195.90 ^[3]	1.051 ^[3]	1110 ^[3]	155.71	446.7
<i>n</i> -dodecane	228.47 ^[3]	0.96 ^[3]	988 ^[3]	184.33	444.9
<i>n</i> -tetradecane	261.09 ^[3]	0.886 ^[4]	872 ^[4]	213.33	453.6
<i>n</i> -hexadecane	294.04 ^[3]	0.883 ^[2]	862 ^[2]	240.38	456.8
<i>c</i> -hexane	108.73 ^[1]	1.22 ^[1]	1129.2 ^[1]	84.21	536.9
2-propanone	74.00 ^[5]	1.45 ^[5]	1317.5 ^[5]	55.50	583.2
2-butanone	90.14 ^[6]	1.31 ^[7]	1175.9 ^[7]	68.91	568.2
2-pentanone	107.46 ^[8]	1.198 ^[8]	1098.77 ^[8]	83.50	538.2
3-pentanone	106.41 ^[1]	1.2 ^[9]	1073 ^[9]	82.66	552.4
2-hexanone	124.16 ^[1]	1.14 ^[10]	1012 ^[1]	97.32	546.5
2-heptanone	140.76 ^[11]	1.06 ^[11]	968.9 ^[11]	111.72	517.6
4-heptanone	140.79 ^[1]	1.05 ^[12]	932 ^[12]	111.92	531.4
2-octanone	157.45 ^[1]	1.03 ^[1]	899 ^[1]	125.57	536.9
2-decanone	190.55 ^[13]	0.97 ^a	861.0 ^b	153.48	517.6
2-undecanone	207.12 ^[13]	0.94 ^a	833.4 ^b	167.67	513.0
<i>c</i> -pentanone	89.06 ^[14]	1.023 ^c	725.2 ^d	71.11	659.6
<i>c</i> -hexanone	104.21 ^[1]	0.955 ^e	695 ^e	84.15	628.1
acetophenone	117.35 ^[1]	0.87 ^[1]	710.6 ^f	96.15	543.6
ethanal	57.06 ^[15]	1.69 ^[1]	1400 ^g	41.53	679.2
propanal	73.41 ^[1]	1.472 ^[1]	1067 ^g	54.90	735.3
butanal	90.54 ^[1]	1.306 ^[1]	1056 ^g	69.26	630.0
benzaldehyde	102.03 ^[1]	0.865 ^[1]	585.6 ^h	83.67	654.7
dimethyl carbonate	84.71 ^[16]	1.2541 ^[16]	893.1 ^[16]	65.28	704.8
diethyl carbonate	121.90 ^[16]	1.2971 ^[16]	970 ^[16]	93.36	679.5

^a Extrapolated from α_p values of smaller 2-alkanones. ^b Estimated using α_p/κ_T values obtained by the Manzini-Crescenzi group contribution method [17]. ^c Calculated from data of ref. [14]. ^d Calculated from data of refs. [14, 18]. ^e Calculated from data of ref. [19]. ^f Calculated from data of refs. [1, 20]. ^g Calculated from data of ref. [21]. ^h Calculated from data of ref. [22].

Table S2

Experimental excess molar volumes, $V_{m,\text{exp}}^E$, and Flory calculations, $V_{m,\text{Flory}}^E$, at temperature $T = 298.15$ K, pressure $p = 0.1013$ MPa and equimolar composition for ketone or dialkyl carbonate + alkane systems.

System	$V_{m,\text{exp}}^E / \text{cm}^3 \cdot \text{mol}^{-1}$	$V_{m,\text{Flory}}^E / \text{cm}^3 \cdot \text{mol}^{-1}$	Ref.
2-propanone + heptane	1.130	2.060	[23]
2-propanone + decane	1.333	2.137	[24]
2-propanone + hexadecane ^a	1.422	2.101	[24]
2-butanone + heptane	0.803	1.419	[25]
2-butanone + octane	0.866	1.505	[26]
2-butanone + decane	0.952	1.590	[25]
2-butanone + dodecane	0.996	1.657	[25]
2-pentanone + octane	0.695	1.153	[27]
2-pentanone + decane	0.812	1.272	[28]
3-pentanone + heptane	0.512	0.970	[29]
2-hexanone + hexane	0.154	0.525	[30]
2-hexanone + heptane	0.375	0.822	[30]
2-hexanone + octane	0.516	0.977	[30]
2-hexanone + nonane	0.595	1.091	[30]
2-hexanone + decane	0.643	1.154	[30]
2-butanone + C ₆ H ₁₂	0.912	1.140	[29]
3-pentanone + C ₆ H ₁₂	0.763	0.893	[29]
<i>c</i> -pentanone ^b + hexane	-0.172	0.159	[31]
<i>c</i> -pentanone + heptane	0.082	0.536	[31]
<i>c</i> -pentanone + octane	0.252	0.777	[31]
<i>c</i> -pentanone + decane	0.482	1.046	[31]
<i>c</i> -pentanone + dodecane	0.634	1.291	[31]
<i>c</i> -hexanone ^c + hexane	-0.323	-0.194	[31]
<i>c</i> -hexanone + heptane	-0.023	0.235	[31]
<i>c</i> -hexanone + octane	0.173	0.526	[31]
<i>c</i> -hexanone + decane	0.442	0.803	[31]
<i>c</i> -hexanone + dodecane	0.622	1.040	[31]
dimethyl carbonate + heptane	1.158	1.830	[32]
dimethyl carbonate + decane	1.442	2.218	[32]
diethyl carbonate + heptane	0.736	1.275	[33]
diethyl carbonate + decane	1.063	1.771	[33]

^a There is a partial immiscibility region; ^bcyclopentanone; ^ccyclohexanone.

References for supplementary material

- [1] J.A. Riddick, W.B. Bunger, T.K. Sakano, Organic solvents: physical properties and methods of purification, Wiley, New York, 1986.
- [2] L. Wang, G.C. Benson, B.C.Y. Lu, Excess enthalpies for (di-*n*-propyl ether + *n*-alkane) at 298.15 K, J. Chem. Thermodyn., 20 (1988) 975-979. DOI: 10.1016/0021-9614(88)90226-1.
- [3] N. Riesco, J.A. González, S. Villa, I. García de La Fuente, J.C. Cobos, Thermodynamics of organic mixtures containing amines - III: Molar excess volumes at 298.15 K for tripropylamine + *n*-alkane systems. Application of the Flory theory to *N,N,N*-trialkylamine + *n*-alkane mixtures, Phys. Chem. Liq., 41 (2003) 309-321. DOI: 10.1080/0031910031000097079.
- [4] S. Zhu, S. Shen, G.C. Benson, B.C.Y. Lu, Excess enthalpies of (methyl 1,1-dimethylpropyl ether + an *n*-alkane) at the temperature 298.15 K, J. Chem. Thermodyn., 26 (1994) 35-39. DOI: 10.1006/jcht.1994.1017.
- [5] I. Alonso, V. Alonso, I. Mozo, I. García de la Fuente, J.A. González, J.C. Cobos, Thermodynamics of ketone + amine mixtures: Part II. Volumetric and speed of sound data at (293.15, 298.15 and 303.15) K for 2-propanone + dipropylamine, + dibutylamine or + triethylamine systems, J. Mol. Liq., 155 (2010) 109-114. DOI: 10.1016/j.molliq.2010.05.022.
- [6] J.A. González, I. Alonso, I.G. De La Fuente, J.C. Cobos, Thermodynamics of ketone + amine mixtures. Part X. Excess molar enthalpies at 298.15 K for *N,N,N*-triethylamine + 2-alkanone systems. Characterization of tertiary amine + 2-alkanone, and of amino-ketone + *n*-alkane mixtures in terms of DISQUAC, Fluid Phase Equilib., 356 (2013) 117-125. DOI: 10.1016/j.fluid.2013.07.037.
- [7] I. Alonso, I. Mozo, I.G. de la fuente, J.A. González, J.C. Cobos, Thermodynamics of ketone + amine mixtures Part IV. Volumetric and speed of sound data at (293.15; 298.15 and 303.15 K) for 2-butanone +dipropylamine, +dibutylamine or +triethylamine systems, Thermochim. Acta, 512 (2011) 86-92. DOI: 10.1016/j.tca.2010.09.004.
- [8] I. Alonso, I. Mozo, I.G. De La Fuente, J.A. González, J.C. Cobos, Thermodynamics of ketone + amine mixtures 7. Volumetric and speed of sound data at (293.15, 298.15 and 303.15) K for 2-pentanone + aniline, + *N*-methylaniline, or + pyridine systems, J. Mol. Liq., 160 (2011) 180-186. DOI: 10.1016/j.molliq.2011.03.015.
- [9] R. Malhotra, W.E. Price, L.A. Woolf, Thermodynamic properties of pentan-3-one at temperatures from 278 K to 338 K and pressures from 0.1 MPa to 380 MPa, J. Chem. Thermodyn., 25 (1993) 361-366. DOI: 10.1006/jcht.1993.1037.
- [10] R. Malhotra, L.A. Woolf, Volumetric measurements of liquid pentan-2-one, hexan-2-one, and 4-methylpentan-2-one at temperatures from 278.15 K to 338.13 K and pressures in the range from

- 0.1 MPa to 386 MPa, *J. Chem. Thermodyn.*, 28 (1996) 1411-1421. DOI: 10.1006/jcht.1996.0124.
- [11] I. Alonso, I. Mozo, I.G. La Fuente, J.A. González, J.C. Cobos, Thermodynamics of ketone + amine mixtures Part V. Volumetric and speed of sound data at (293.15, 298.15 and 303.15) K for mixtures of 2-heptanone with aniline, *N*-methylaniline or pyridine, *J. Solution Chem.*, 40 (2011) 2057-2071. DOI: 10.1007/s10953-011-9774-3.
- [12] U. Domanska, J. Lachwa, T.M. Letcher, Densities, excess molar volumes, and excess molar enthalpies of (*N*-methyl-2-pyrrolidinone + ketone) at T = 298.15 K, *J. Chem. Eng. Data*, 47 (2002) 1446-1452. DOI: 10.1021/je020068p.
- [13] F. Comelli, R. Francesconi, Densities and excess molar volumes of propylene carbonate + linear and cyclic ketones at 298.15 K, *J. Chem. Eng. Data*, 40 (1995) 808-810. DOI: 10.1021/je00020a015.
- [14] V.K. Sharma, J. Kataria, S. Solanki, Molecular interactions in binary mixtures of lactams with cyclic alkanones, *J. Solution Chem.*, 43 (2014) 486-524. DOI: 10.1007/s10953-014-0152-9.
- [15] C.F. Coleman, T.D. Vries, The heat capacity of organic vapors. V. Acetaldehyde, *J. Am. Chem. Soc.*, 71 (1949) 2839-2841. DOI: 10.1021/ja01176a072.
- [16] J.A. González, I. Mozo, S. Villa, N. Riesco, I.G. Fuente, J.C. Cobos, Thermodynamics of mixtures containing organic carbonates. Part XV. Application of the Kirkwood-Buff theory to the study of interactions in liquid mixtures containing dialkyl carbonates and alkanes, benzene, CCl₄ or 1-alkanols, *J. Solution Chem.*, 35 (2006) 787-801. DOI: 10.1007/s10953-006-9030-4.
- [17] G. Manzini, V. Crescenzi, Simple, accurate method of calculation of the thermal pressure coefficient of non-polar liquids and a possible estimate of their excess volumes of mixing, *Gazz. Chim. Ital.*, 104 (1974) 51-61.
- [18] V.K. Sharma, J. Kataria, Topological investigations of excess heat capacities of binary liquid mixtures containing lactams and cycloalkanone, *J. Mol. Liq.*, 188 (2013) 210-221. DOI: 10.1016/j.molliq.2013.10.010.
- [19] K. Ohomuro, K. Tamura, S. Murakami, Excess volumes and isentropic compressibilities of the binary mixtures of cyclohexanone with globular species at T=298.15 K, *J. Chem. Thermodyn.*, 29 (1997) 287-294. DOI: 10.1006/jcht.1996.0152.
- [20] M.N. Roy, B.K. Sarkar, R. Chanda, Viscosity, density, and speed of sound for the binary mixtures of formamide with 2-methoxyethanol, acetophenone, acetonitrile, 1,2-dimethoxyethane, and dimethylsulfoxide at different temperatures, *J. Chem. Eng. Data*, 52 (2007) 1630-1637. DOI: 10.1021/je700026d.
- [21] P.M. Chaudhuri, R.A. Stager, G.P. Mathur, Properties of aliphatic and aromatic aldehydes under high pressure. Compressibility and viscosity determination, *J. Chem. Eng. Data*, 13 (1968) 9-11. DOI: 10.1021/je60036a003.

- [22] I. Cibulka, L. Hnedkovsky, T. Takagi, P- ρ -T data of liquids: Summarization and evaluation. 3. Ethers, ketones, aldehydes, carboxylic acids, and esters, *J. Chem. Eng. Data*, 42 (1997) 2-26. DOI: 10.1021/je960199o.
- [23] Y. Akamatsu, H. Ogawa, S. Murakami, Molar excess enthalpies, molar excess volumes and molar isentropic compressions of mixtures of 2-propanone with heptane, benzene and trichloromethane at 298.15 K, *Thermochim. Acta*, 113 (1987) 141-150. DOI: 10.1016/0040-6031(87)88317-X.
- [24] U. Messow, U. Doyé, S. Kuntzsch, D. Kuchenbecker, Thermodynamic studies on solvent/*n*-paraffin systems. V. The acetone/*n*-decane, acetone/*n*-dodecane, acetone/*n*-tetradecane and acetone/*n*-hexadecane systems, *Z. Phys. Chem. (Leipzig)*, 258 (1977) 90-96.
- [25] J.-P.E. Grolier, G.C. Benson, Thermodynamic properties of binary mixtures containing ketones. VIII. Heat capacities and volumes of some *n*-alkanone + *n*-alkane mixtures at 298.15K, *Can. J. Chem.*, 62 (1984) 949-953. DOI: 10.1139/v84-156.
- [26] G. Rajendra Naidu, P. Ramachandra Naidu, Excess volumes of ternary mixtures containing ethyl ketone, 1-alkanols, and *n*-octane, *J. Chem. Eng. Data*, 27 (1982) 57-59. DOI: 10.1021/je00027a018.
- [27] C.P. Menaut, J.M. Pico, C. Franjo, E. Jimenez, L. Segade, M.I. Paz Andrade, Excess molar volumes of ternary mixtures of 2-butanone or 2-pentanone with 1-chlorooctane + *n*-Octane at 25°C, *J. Solution. Chem.*, 27 (1998) 1139-1148. DOI: 10.1023/A:1022614101952.
- [28] C.P. Menaut, J.M. Pico, C. Franjo, E. Jiménez, J.L. Legido, M.I.P. Andrade, Excess molar volumes of $\{x_1\text{CH}_3\text{CO}(\text{CH}_2)_2\text{CH}_3 + x_2\text{CH}_3(\text{CH}_2)_3\text{CH}_2\text{Cl} + (1-x_1-x_2)\text{CH}_3(\text{CH}_2)_{v-2}\text{CH}_3\}$ ($v=10, 12$) at the temperature of 298.15 K, *J. Chem. Thermodyn.*, 29 (1997) 337-343. DOI: 10.1006/jcht.1996.0157.
- [29] K. Ohomuro, K. Tamura, S. Murakami, Speeds of sound, excess molar volumes, and isentropic compressibilities of “ $x\text{CH}_3\text{COC}_2\text{H}_5 + (1-x)\text{C}_7\text{H}_{16}$ ”, “ $x\text{CH}_3\text{COC}_2\text{H}_5 + (1-x)c\text{-C}_6\text{H}_{12}$ ”, “ $x\text{CH}_3\text{COC}_2\text{H}_5 + (1-x)c\text{-C}_6\text{H}_{11}\text{CH}_3$ ”, “ $x\text{C}_2\text{H}_5\text{COC}_2\text{H}_5 + (1-x)\text{C}_7\text{H}_{16}$ ”, and “ $x\text{C}_2\text{H}_5\text{COC}_2\text{H}_5 + (1-x)c\text{-C}_6\text{H}_{12}$ ” at 298.15 K, *J. Chem. Thermodyn.*, 19 (1987) 163-169. DOI: 10.1016/0021-9614(87)90107-8.
- [30] J. Ortega, M.I. Paz-Andrade, E. Rodriguez-Nunez, E. Jimenez, Excess molar volumes of binary mixtures of 2-hexanone with *n*-alkane at 298.15K, *Can. J. Chem.*, 63 (1985) 3354-3356. DOI: 10.1139/v85-552.
- [31] B.S. Mahl, H. Kaur, Excess thermodynamic properties of binary mixtures of *n*-alkanes with cycloalkanones, *Thermochim. Acta*, 112 (1987) 351-364. DOI: 10.1016/0040-6031(87)88292-8.
- [32] I. Garcia de la Fuente, J.A. Gonzalez, J.C. Cobos, C. Casanova, Excess molar volumes for dimethyl carbonate + heptane, decane, 2,2,4-trimethylpentane, cyclohexane, benzene, toluene, or tetrachloromethane, *J. Chem. Eng. Data*, 37 (1992) 535-537. DOI: 10.1021/je00008a037.

- [33] I. García de la Fuente, J.A. González, J.C. Cobos, C. Casanova, Excess molar volumes of diethyl carbonate with hydrocarbons or tetrachloromethane at 25°C, *J. Solution Chem.*, 24 (1995) 827-835. DOI: 10.1007/BF01131047.