

Logic interpretations of ANN partition cells

Ingo Schmitt^a

Brandenburgische Technische Universität Cottbus-Senftenberg, Germany
schmitt@b-tu.de

Keywords: XAI, Logic, Probability Theory, Artificial Neural Networks

Abstract: Consider a binary classification problem solved using a feed-forward artificial neural network (ANN). Let the ANN be composed of a ReLU layer and several linear layers (convolution, sum-pooling, or fully connected). We assume the network was trained with high accuracy. Despite numerous suggested approaches, interpreting an artificial neural network remains challenging for humans. For a new method of interpretation, we construct a bridge between a simple ANN and logic. As a result, we can analyze and manipulate the semantics of an ANN using the powerful tool set of logic. To achieve this, we decompose the input space of the ANN into several network partition cells. Each network partition cell represents a linear combination that maps input values to a classifying output value. For interpreting the linear map of a partition cell using logic expressions, we suggest minterm values as the input of a simple ANN. We derive logic expressions representing interaction patterns for separating objects classified as '1' from those classified as '0'. To facilitate an interpretation of logic expressions, we present them as binary logic trees.

1 Introduction

For relying on trained ANNs in critical applications, a human interpretation of their behavior is inevitable. An ANN is a numerical approach where unlike decision trees no navigation by Boolean decisions on single input attributes exists. Instead, complex mappings hide internal decision logic, resulting in a lack of trust (Miller, 2019; Kaur et al., 2022). Therefore, an ANN is often called a black-box solution. A task related to interpretation is to explain the classification result for a given input object.

For example, the Shapley-value (Shapley et al., 1953) and its adaptation SHAP (Lundberg et al., 2020) compute the importance of single input attributes as part of an additive measure. The SHAP approach generalizes the local interpretable model-agnostic explanations (LIME) (Ribeiro et al., 2016). Another proposal is to extract ridge and shape functions in the context of an extracted generalized additive model to illustrate the effect of attributes. Approaches to measuring the importance of an input attribute can be generalized to measure the strength of interactions among several attributes, see for example (Murofushi and Soneda, 1993).


Many researchers, see (Kraus et al., 2023; Molnar, 2020) for an overview, strive to make the black-box

behavior more transparent and more comprehensible.

Note that decision tree classifiers and their derivatives (Suthaharan and Suthaharan, 2016) are based on Boolean logic decisions. Logic expressions are seen as much easier to interpret than numerical classifiers like ANNs. The work from (Balkenius and Gärdenfors, 1991; Gärdenfors, 1992; Blutner, 2004) is an early attempt to bridge neural networks (subsymbolic paradigm) with logic (symbolic paradigm). It defines schemata representing states of a neural network and fuzzy-logic-like operations (conjunction and disjunction). The operations, however, do not obey the laws of the Boolean algebra. A schema induces a partition of the input space that is essentially different from the partition proposed in our approach.

The work (beim Graben, 2004) discusses the concepts of 'incompatibility' and 'implementation' in the context of bridging the symbolic and the subsymbolic paradigms of information processing and relates both paradigms to the concepts of quantum mechanics.

An interesting approach (Balestriero, 2017; Yang et al., 2018) to bridge logic in the form of decision trees with a deep neural network is to simulate a decision tree using a neural network. After learning and combining the binnings of attribute values, linear networks are trained for every binning combination in order to learn the classification. In contrast, in our work, the starting point is a given trained simple

^a  <https://orcid.org/0000-0002-4375-8677>

ANN, which we attempt to interpret *after* training. Furthermore, the partitioning of (Balestriero, 2017; Yang et al., 2018) is based on decision tree split nodes simulated by the softmax function whereas in our approach it is based on ReLU-nodes.

In our work, we utilize concepts from the theory of quantum logic (Mittelstaedt, 1978) in order to bridge the gap between a trained ANN and logic expressions (Schmitt, 2006; Schmitt, 2008; Schmitt and Baier, 2013). Conceptually, the evaluation of an input object against an ANN corresponds to a quantum measurement of a state vector against a projector, where commuting projectors form a Boolean sublattice of a quantum logic (orthomodular lattice). The quantum logic concepts used for evaluating logic expressions encompass concepts from probability theory of complex events and obey the laws of Boolean algebra. For an intuitive understanding in the context of an ANN, we explain the concepts of our approach by exclusive use of probability theory.

In addressing a binary classification problem, we begin with a set $O = (x_i, y_i)$ of input-output pairs. A subset $TR \subseteq O$ represents the training data, where $x_i \in \mathbb{R}^n$ and $y_i \in \{0, 1\}$. For classification, we utilize a feed-forward artificial neural network (ANN) composed of a ReLU layer and several linear layers, such as sum-pooling, convolution, or fully connected layers. The output layer contains exactly one output node. Employing an output threshold operator $th_\tau(o)$ on the output value o determines the class decision:

$$\hat{y} := th_\tau(o) := \begin{cases} 1 & \text{if } o > \tau \\ 0 & \text{otherwise.} \end{cases}$$

We restrict ourselves to a *simple* ANN, that is, the number n of attributes of an input object x is small. We regard the input data as so-called *tabular data*, where a human can interpret every single input attribute. Furthermore, we assume that the ANN was trained using TR and a loss function (e.g. MSE) with high accuracy. In the sequel, the training of the ANN will play no significant role.

2 Proposed Method in a Nutshell

For demonstrating a small ANN, Figure 1 visualizes a very small example network with two ReLU nodes $r := (r_1 \ r_2)^t = (ReLU(n_1) \ ReLU(n_2))^t$ with

$$ReLU(z) = \begin{cases} z & \text{if } z \geq 0 \\ 0 & \text{otherwise} \end{cases}$$

and four input nodes. The trained network is represented by two matrices of weights

$$w^I = \begin{pmatrix} w_1^1 & w_2^1 & w_3^1 & w_4^1 \\ w_1^2 & w_2^2 & w_3^2 & w_4^2 \end{pmatrix} \quad \text{and} \quad w^o = (w_1^o \ w_2^o)$$

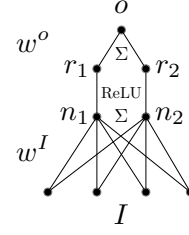


Figure 1: Example of a simple ANN

for the input $n = w^I I$ and the output $o = w^o r$, respectively. The class decision for an input object $I = (i_1 \ i_2 \ i_3 \ i_4)^t$ is given by

$$\hat{y} := th_\tau(o) = th_\tau(\text{ANN}(I)) = th_\tau(w^o ReLU(w^I I)).$$

ANN Partition

The first step is to partition the input space \mathbb{R}^n of an ANN into *partition cells*. The key elements of the partition are the ReLU-nodes, which represent hyperplane separations of the input space. Let's demonstrate the partition with our example of a trained, simple ANN. For any input object $I = (i_1 \ i_2 \ i_3 \ i_4)^t$, each ReLU-node r_i is either *inactive* ($r_i = 0$) or *active* ($r_i > 0$), represented here by a binary code where 0 denotes inactive and 1 denotes active. With our two ReLU-nodes, we obtain one of four different cases 00, 01, 10, 11 for every I , representing four partition cells. Every inactive ReLU-node deactivates the mapping of its subtree below. On the other hand, every active ReLU-node represents the identity function. As a result, we obtain a linear mapping for every partition cell p :

1. $p_{00} : o_{00} = 0 \cdot i_1 + 0 \cdot i_2 + 0 \cdot i_3 + 0 \cdot i_4$ for partition condition: $n_1 \leq 0 \wedge n_2 \leq 0$
2. $p_{01} : o_{01} = (w_2^o w_1^2) \cdot i_1 + (w_2^o w_2^2) \cdot i_2 + (w_2^o w_3^2) \cdot i_3 + (w_2^o w_4^2) \cdot i_4$ for partition condition: $n_1 \leq 0 \wedge n_2 > 0$
3. $p_{10} : o_{10} = (w_1^o w_1^1) \cdot i_1 + (w_1^o w_2^1) \cdot i_2 + (w_1^o w_3^1) \cdot i_3 + (w_1^o w_4^1) \cdot i_4$ for partition condition: $n_1 > 0 \wedge n_2 \leq 0$
4. $p_{11} : o_{11} = o_{10} + o_{01}$ for partition condition: $n_1 > 0 \wedge n_2 > 0$

Please note that a resulting linear combination is not an attribute-wisely additive measure. That is, negative weights may occur.

Figure 2 depicts the partition cells p_- of a trained ANN with two ReLU-nodes and two input values from the range $[0, 1]$ (in contrast to the four input values of our small example). The ReLU-nodes r_1 and r_2 correspond to hyperplanes, which are drawn as solid lines, inducing the partitioning. The dashed line represents the class decision polyline defined by the threshold

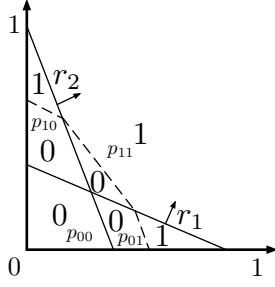


Figure 2: ReLU partition cells p_{\cdot} based on hyperplanes and a class separation polyline in $[0, 1]^2$

operator th_{τ} on the output score. All objects greater than the separation polyline are 1-objects¹. The others are 0-objects.

Logical Interpretation of an ANN Partition Cell

The second step of our approach is the logical interpretation of a partition cell. This requires interpreting the input value $x_i[j] \in \mathbb{R}$ of the j -th attribute of input object i as the degree of fulfillment of an object property (Schmitt, 2006; Schmitt, 2008; Schmitt and Baier, 2013), akin to the membership value in fuzzy set theory (Zadeh, 1965). For logical interpretation, a map of all attribute values to the unit interval $[0, 1]$ is required. Thus, we employ a monotonic increasing function $m_j(\cdot)$, where $m_j(x_i[j]) \in [0, 1]$ for attribute $j = 1, \dots, n$ and all objects i . The function $m_j(\cdot)$, is application dependent and can be seen as a fuzzification known from fuzzy set theory.

Furthermore, we require 2^n minterm values $mt_i[k]$ instead of n values $m_j(x_i[j])$ as input for the network. Minterm values are conjunctions of negated or non-negated attribute values $m_j(x_i[j])$, expressing interactions among attributes. In accordance with (Schmitt, 2022b; Schmitt, 2022a), we define

$$mt_i[k] := \prod_{j=1}^n (1 - m_j(x_i[j]))^{1-b_j^k} \cdot m_j(x_i[j])^{b_j^k} \quad (1)$$

where $k = 0, \dots, 2^n - 1$ is the minterm identifier and $b^k = b_1^k \dots b_n^k$ is the bit code of k . We denote minterm-based training data as $TR_{mt} := (mt_i, y_i)$ and assume an ANN to be trained with TR_{mt} and a loss function, e.g. MSE, with high accuracy.

For our small example and for an object i , let a represent the value of attribute A and b represent the value of attribute B , that is, $a := m_1(x_i[1])$ and $b := m_2(x_i[2])$, indicating the degree of fulfillment that the value is high. We construct the input I using minterm

values as:

$$\begin{aligned} I &= (i_1 \ i_2 \ i_3 \ i_4)^t := ([\bar{a}\bar{b}] \ [\bar{a}b] \ [a\bar{b}] \ [ab])^t \\ &= (mt_i[0] \ mt_i[1] \ mt_i[2] \ mt_i[3])^t. \end{aligned}$$

A conjunction corresponds to multiplication, and a negation corresponds to subtraction from 1, see Equation 1. For example, i_2 corresponds to $\bar{a}b = \bar{a} \wedge b$ and is evaluated as $(1 - a) \cdot b$.

Each ANN partition cell determines a linear combination of weights $mw[k]$ on minterm values $mt_i[k]$. We will interpret mw as logic expressions. The integer $k = 0, \dots, 2^n - 1$ identifies a minterm and its bits b_j^k refer to attributes being negated (0) or non-negated (1). A logic expression can be viewed as a pattern based on logic (interactions between attributes) for identifying 1-objects and distinguishing them from 0-objects.

For example, let the linear combination of an ANN partition cell be $o = 0.9 \cdot i_1 + 0.4 \cdot i_2 + 0.7 \cdot i_3 + 0.8 \cdot i_4$, see Table 1.

Our core idea is to scale all minterm weights to the range $[0, 1]$ and then to approximate every minterm weight as a bit code $2^0 2^{-1} 2^{-2} \dots$ of a fixed number of digits, see Table 1. Every bit code level (column) induces a logic expression as a disjunction of minterms, see Table 2. The logic expression at the 2^{-l} level has double the factor value compared to the next level: $2^{-l} = 2 \cdot 2^{-(l+1)}$. The linear combination over the minterm values is approximated by the sum of the arithmetic evaluations over all derived logical expressions.

From the logic expressions on different bit code levels, we can readily derive a trend analysis (see Figure 3) in order to investigate the interactions between a and b and see their effects on the output value o .

After having given a brief overview of our method, we will discuss it with more details.

3 ANN Partition Cells

Let's assume the trained network ANN has l ReLU-nodes. We assign to every input object mt_i the ReLU-status bit vector $relu_i \in \{0, 1\}^l$, where $relu_i[m]$ represents the status of the m -th ReLU-node for $m = 1, \dots, l$. A value of 1 (active node) for a ReLU-node indicates that its input value is non-negative, while 0 (inactive node) indicates a negative value. We interpret $relu_i$ as a bit code of an integer value $p_i \in 0, \dots, 2^l - 1$:

$$p_i := \sum_{m=1}^l relu_i[m] \cdot 2^{l-m}.$$

We refer to the value p_i of the i -th input object as its *partition cell number*. Using equal partition cell num-

¹Objects with label 1

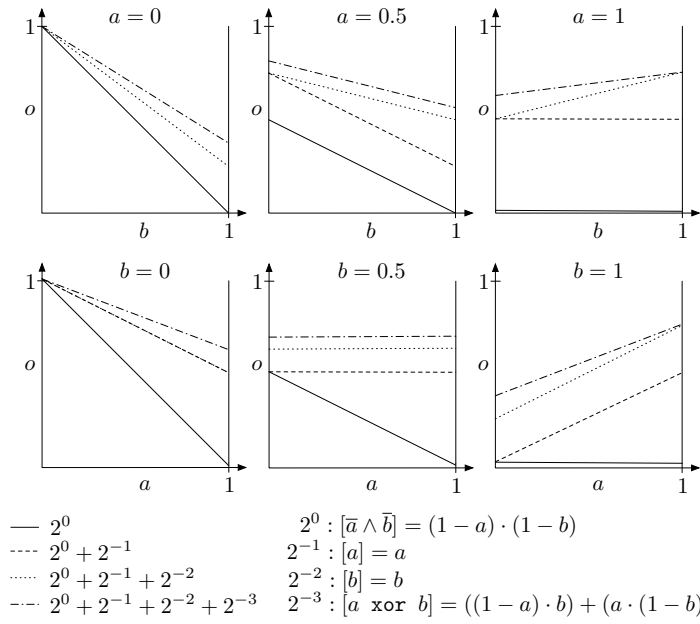


Figure 3: Trend diagrams for evaluations of logic expressions of different bit code levels

Table 1: Example minterm weights and their bit codes

minterms	k	mw	bit code of mw				bit code value
			2^0	2^{-1}	2^{-2}	2^{-3}	
$\bar{a}\bar{b}$	0	0.9	1	0	0	0	1
$\bar{a}b$	1	0.4	0	0	1	1	0.375
$a\bar{b}$	2	0.7	0	1	0	1	0.625
ab	3	0.8	0	1	1	0	0.75

Table 2: Weighted logic expressions

level	active minterms	logic expression	arithm. evaluation
2^0	$\bar{a}\bar{b}$	\bar{a} or \bar{b}	$2^0 \cdot (1-a) \cdot (1-b)$
2^{-1}	$\bar{a}b, ab$	a	$2^{-1} \cdot a$
2^{-2}	$\bar{a}b, ab$	b	$2^{-2} \cdot b$
2^{-3}	$\bar{a}b, a\bar{b}$	a xor b	$2^{-3} \cdot ((1-a) \cdot b + a \cdot (1-b))$

bers, we decompose a set of input objects into equivalence classes, which we denote as *partition cells*. Applied to TR , we obtain:

$$TR_{mt} = \bigcup_{p=0}^{2^l-1} \{(mt_i, y_i) | p_i = p\}.$$

All objects within the same partition cell share the same set of active or inactive ReLU-nodes.

For a given partition cell number p , we reduce the ANN to a *network partition cell* denoted as ANN_p by replacing all active ReLU-nodes with the constant factor 1 and inactive ReLU-nodes with the constant factor 0. As result, the ReLU-decisions do not have any effect within a partition cell. As the stacking of several linear maps produces again a linear map, we can assign to every reduced network ANN_p a linear map of the minterm values of an input object i given that $p_i = p$:

$$\text{ANN}_p(mt_i) = \sum_{k=0}^{2^n-1} mw_p[k] * mt_i[k]. \quad (2)$$

The vector $mw_p \in \mathbb{R}^{2^n}$ represents the minterm weights of the linear combination of minterm values of input objects with partition cell number p . This vector mw_p describes the network partition cell ANN_p . As result, a simple ANN with l ReLU-nodes can be fully described by 2^l linear maps over minterm values.

A minterm weight vector mw_p may be directly used for computing a Shapley-value Sh_i (Roth, 1988) in order to learn the impact of a single attribute a_i on the output:

$$Sh_i = \sum_{S \subseteq N \setminus \{i\}} \frac{(n-1-|S|)!|S|!}{n!} (v(S \cup \{i\}) - v(S)).$$

The input for computing the Shapley values are the set of indices $N := \{1, \dots, n\}$ for the object attributes a_1, \dots, a_n and the minterm values $v(S) := mw_p[k]$ where $k = \sum_{i \in S} 2^{i-1}$ is composed of attributes that are regarded as non-negated attributes of minterm k . Please note, that v is in our case not necessarily increasing and $v(\emptyset) = mw_p[0]$ needs not to be zero. By summing up all Shapley values we obtain

$$\sum_i Sh_i = v(N) - v(\emptyset) = mw_p[2^n - 1] - mw_p[0].$$

For our example in Table 1 with attributes a, b , we obtain:

$$Sh_a = ((mw_{a\bar{b}} - mw_{\bar{a}\bar{b}}) + (mw_{ab} - mw_{\bar{a}b}))/2 = 0.1$$

$$Sh_b = ((mw_{\bar{a}b} - mw_{\bar{a}\bar{b}}) + (mw_{ab} - mw_{a\bar{b}}))/2 = -0.2.$$

Actually, it is not necessary to explicitly extract the minterm weights for every one of the 2^l partition cells.

The minterm weights of a partition cell number p where $p = 2^m$ for some integer m represent the linear map of a cell with exactly one active ReLU-node m . Due to the linearity of the network layers, we can readily derive the minterm weights of all possible partition cells by summing the minterm weights of the corresponding cells of single ReLU-nodes:

$$mw_p = mw_p^{b_1 b_2 \dots b_l} = \sum_{i:b_i=1} mw_p^{2^{b_i}},$$

where $b_1 b_2 \dots b_l$ is the bit code of partition cell number p .

4 Logic Expressions

The evaluation of a quantum-logic-inspired, binary CQQL² classifier (Schmitt, 2022a) for a given object o_i is defined as:

$$cl_e^*(o_i) := th_\tau([e]^{o_i}) \in \{0, 1\},$$

where e is a logic expression³ over n input attributes a_j and $[e]^{o_i} \in [0, 1]$ is its arithmetic evaluation on the attribute values $m_j(o_i[j]) \in [0, 1]$. See for example following logic expression and its evaluation:

$$[a_1 \wedge \neg a_2]^{o_i} := m_1(o_i[1]) \cdot (1 - m_2(o_i[2])).$$

A CQQL expression and its evaluation obey the laws of Boolean algebra⁴, although the attribute values are no Boolean values.

From Boolean algebra we know that every logic expression e can be expressed in complete disjunctive normal form, meaning every e can be identified by a subset of the set of all 2^n complete minterms. We denote the minterms being elements of the subset *active* with status value 1 and those not being elements of the subset *inactive* with status value 0. As result, every logic expression e is identified by a bit vector $mw^e \in \{0, 1\}^{2^n}$ over all 2^n minterm status values. In terms of probability theory, all 2^n minterms are regarded as the total set of mutually *exclusive* complex events and the scaled attribute values as probabilities of probabilistically independent atomic events. To evaluate a logic expression e , along with the minterm values mt_i of an input object o_i , we define the arithmetic evaluation as:

$$[e]^{o_i} := \sum_{k=0}^{2^n-1} mw^e[k] * mt_i[k] = \sum_{k:mw^e[k]=1} mt_i[k]. \quad (3)$$

²Commuting Quantum Query Language

³Syntax is the same as propositional logic.

⁴Note that fuzzy logic does not obey the laws of Boolean algebra, e.g. $[a_1 \wedge a_1] = [a_1]$ and $[a_1 \wedge \bar{a}_1] = 0$.

Here, we applied the law from probability theory stating that the disjunction of mutually exclusive events corresponds to the summation of their probabilities.

The evaluation formula of Equation 3 resembles the evaluation of a network partition cell shown in Equation 2. The main difference lies in the *real* numbers of mw_p contrasted with the *binary* numbers of mw^e . Thus, to interpret the linear combination as stated in Equation 2 as a logic expression, we have to map real numbers to binary numbers.

5 Mapping Real-valued Minterm Weights to Binary Minterm Weights

Equation 2 corresponds to the scalar product between mt_i and mw_p . From linear algebra, we know that the scalar product is linear in both of its arguments. As a next step, we scale all minterm weights of all partition cells $mw_p[k] \in \mathbb{R}$ with $p = 2^m$ for some integer m to values from $[0, 1]$ using a linear function. We select the linear function f that is strictly increasing and maps the largest weight $max := \max_{k,p=2^m} mw_p[k]$ to 1 and the smallest weight $min := \min_{k,p=2^m} mw_p[k]$ to 0:

$$mw_p[k] := f(mw_p[k]) \in [0, 1] \text{ where}$$

$$f(x) := \frac{x - min}{max - min} \cdot 5.$$

This leads to the following equivalence:

$$ann'_p(mt_i) := \sum_{k=0}^{2^n-1} f(mw_p[k]) * mt_i[k] = f(ann_p(mt_i)).$$

Furthermore, since $\sum_k mt_i[k] = 1$ and $0 \leq mt_i[k] \leq 1$, we obtain:

$$ann'_p(mt_i) \in [0, 1].$$

Since f is linear and strictly increasing the order relation of object evaluations is preserved for all i_1, i_2, τ and $\tau' := f(\tau)$:

$$ann_p(mt_{i_1}) < \tau < ann_p(mt_{i_2}) \Leftrightarrow$$

$$ann'_p(mt_{i_1}) < \tau' < ann'_p(mt_{i_2}).$$

As result, scaling minterm weights to the unit interval does not modify the semantics of a classifier. In the following we assume normalized minterm weights and the new threshold τ' .

As the next step, we approximate every minterm weight $mw_p[k] \in [0, 1]$ of a partition cell $p = 2^m$ by

bit-values of different bit code levels 2^{-bcl} :

$$mw_p[k] \approx \sum_{bcl=0}^{bcl_{max}} b[bcl, k, p] \cdot 2^{-bcl}$$

where $b[bcl, k, p] \in \{0, 1\}$ is a three-dimensional bit tensor over bit code levels bcl , minterms k , and partition cells p . To minimize the absolute error between $mw_p[k]$ and its bit code, the value $mw_p[k]$ should be suitably rounded before deriving the bits.

The average absolute error of the bit-approximation of one minterm weight is not higher than $2^{-(bcl_{max}+1)}$. Since $\sum_k mt_i[k] = 1$, the same average absolute error holds also between $[e]^{o_i}$ and the summarized bitwise bcl -evaluation of e for an object o_i .

The constant bcl_{max} defines how close the minterm weights are approximated and is chosen as a trade-off between too many bits resulting in too many logic expressions and too high approximation error. As the average absolute error vanishes exponentially, the value of bcl_{max} can be small.

For every bit code level bcl and partition cell ANN_p we define the bit code vector $mw_{p,bcl}^e \in \{0, 1\}^{2^n}$ as

$$mw_{p,bcl}^e[k] := b[bcl, k, p]$$

and obtain in accordance to Equation 3 a logic expression $e_{p,bcl}$. Thus, we approximate $ANN_p(mt_i)$ as

$$ANN_p(mt_i) \approx \sum_{bcl=0}^{bcl_{max}} 2^{-bcl} \cdot [e_{p,bcl}]^{o_i}$$

$$[e_{p,bcl}]^{o_i} = \sum_{k: mw_{p,bcl}^e[k]=1} mt_i[k].$$

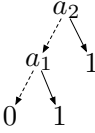
6 Interpretation of a Logic Expression $e_{p,bcl}$

Of course, a bit vector $mw_{p,bcl}^e \in \{0, 1\}^{2^n}$ is not an intuitive representation of a logic expression $e_{p,bcl}$. It simply tells us for every minterm whether it is active or not. Therefore, we construct a quantum-logic-inspired decision tree (QLDT (Schmitt, 2022b)) from $mw_{p,bcl}^e$ and present it to the user for interpretation. The QLDT is just an alternative representation of $mw_{p,bcl}^e$. The main construction idea is to use the pairs $\{(\text{bit_code}(k), mw_{p,bcl}^e[k]) | k = 0 \dots 2^n - 1\}$ over the minterms k as training data for learning a classical decision tree. The bit code levels of k represent the original attributes being negated or non-negated. The attributes near the root of the resulting tree are more effective than those further away for distinguishing

⁵If $max = min$ then we set $f(x) = 1$.

Figure 4: Example training data for a logic expression $mw_{p,bcl}^e$ expressed over minterms: dashed lines in resulting QLDT denote negated evaluation; leaves are class decisions; tree represents logic expression $e_{p,bcl} = a_2 \vee (\bar{a}_2 \wedge a_1) = a_2 \vee a_1$ and $[e_{p,bcl}]^{o_i} = m_2(o_i[2]) + ((1 - m_2(o_i[2])) * m_1(o_i[1]))$

k	x		y
	a_1	a_2	$mw_{p,bcl}^e$
0	0	0	0
1	0	1	1
2	1	0	1
3	1	1	1



active from inactive minterms. An example of a training data and resulting QLDT is given in Figure 4.

Although a QLDT tree looks like a binary decision tree, their evaluations differ. Every path to an active leaf corresponds to the product of its negated or non-negated attribute values. The path evaluations to all active leaves are summed up and checked against the final threshold in order to obtain the final decision. This evaluation can be understood as applying rules of probability theory to the probabilities of probabilistically independent events (attributes). Branches to the left and right correspond to exclusive disjunctions of compound (conjunctive) events. Note, that as a special case, if the input attribute values are just 1 or 0 then the tree becomes a traditional decision tree.

Another benefit of exploiting a logical expression $e_{p,bcl}$ is the possibility to check it against a maybe given hypothetical logic expression e_{hypo} from a user. Questions are, for example, whether a hypothesis implies $e_{p,bcl}$ or vice versa, or how strong their semantic overlap is. Such questions can be readily answered by comparing their corresponding bit vectors $mw_{p,bcl}^e$ and $mw^{e_{hypo}}$ based on their minterm values. If we regard the bit vectors as sets of active minterms $active(mw^e) = \{k | mw^e[k] = 1\}$, then we compute:

$$\begin{aligned}
 v_{11} &:= |active(mw_{p,bcl}^e) \cap active(mw^{e_{hypo}})| \\
 v_{10} &:= |active(mw_{p,bcl}^e) \cap active(mw^{-e_{hypo}})| \\
 v_{01} &:= |active(mw_{p,bcl}^{-e}) \cap active(mw^{e_{hypo}})| \\
 v_{00} &:= |active(mw_{p,bcl}^{-e}) \cap active(mw^{-e_{hypo}})|
 \end{aligned}$$

where $v_{11} + v_{10} + v_{01} + v_{00} = 2^n$. Based on these values we can compute measures like accuracy, precision and recall. For example, accuracy is given by $acc := (v_{11} + v_{00})/2^n$. A value $acc = 1$ means that e and e_{hypo} share the same active minterms and are therefore identical. An implication refers to the case $v_{10} = 0$ or $v_{01} = 0$ where the sets of active minterms are in a subset relation.

Table 3: Banknote authentication: network partition cells

Partition cell	r_1	r_2	r_3	B	\bar{B}
ANN ₃	0	1	1	513	0
ANN ₀	0	0	0	0	609
ANN ₇	1	1	1	95	0
ANN ₂	0	1	0	2	1

7 Experimental Study

We apply our approach to the binary classification problem of the banknote authentication dataset⁶. This dataset contains wavelet-processed image data, which are used to determine the authenticity of banknotes. The training data include values for the four attributes: variance (v), skewness (s), curtosis (c), and entropy (e), as well as target information indicating whether the banknote is authentic or not. The dataset contains 1220 objects with known target values. We trained an ANN consisting of 2^4 input nodes representing minterms, three hidden ReLU-nodes r_i , and one output node with a carefully chosen threshold. As a result, the trained ANN demonstrates an accuracy of 100%.

Checking all training data against ReLU-conditions yields four non-empty network partition cells, as shown in Table 3. Column ' B ' represents the number of authentic banknotes, and ' \bar{B} ' represents the number of non-authentic banknotes contained in the respective partition cell. By examining the effect of the ReLU-nodes r_i on authentication, we observe that r_2 separates the authentic banknotes from the non-authentic ones at best. Therefore, we focus exclusively on partition cell ANN₂ since it refers exclusively to r_2 .

Table 4 shows the minterm weights of partition cell ANN₂ after $[0, 1]$ -scaling and their approximated bit codes. Each bit code level (column) represents a set of active minterms, which is regarded as a logical expression. The weight sum 9.46 represents the total energy⁷ of the given minterm weights and is used to calculate the relative energy (E in percent) of the column-wise logical expressions. For example, the relative energy of $bcl = 1$ with 11 set bits is approximately 58%, calculated as $2^{-1} \cdot 11/9.46 \cdot 100\%$. The last column shows the approximated minterm weights as the sum of bits. The approximation error between the original minterm weights and their approximated bit code level representations is small.

Next, we determine how many bit code levels we

⁶<https://github.com/topics/banknote-authentication-dataset>

⁷Energy means here the contribution of the corresponding minterm weights to the network output.

Table 4: Banknote authentication: minterm weights of network partition cell ANN₂ and their bit codes

k	v	s	c	e	Minterm weight	2^0	2^{-1}	2^{-2}	2^{-3}	Σ
0	0	0	0	0	1	1	0	0	0	1
1	0	0	0	1	0.918	0	1	1	1	0.875
2	0	0	1	0	0.688	0	1	1	0	0.75
3	0	0	1	1	0.751	0	1	1	0	0.75
4	0	1	0	0	0.625	0	1	0	1	0.625
5	0	1	0	1	0.546	0	1	0	0	0.5
6	0	1	1	0	0.660	0	1	0	1	0.625
7	0	1	1	1	0.431	0	0	1	1	0.375
8	1	0	0	0	0.783	0	1	1	0	0.75
9	1	0	0	1	0.731	0	1	1	0	0.75
10	1	0	1	0	0.291	0	0	1	0	0.25
11	1	0	1	1	0.635	0	1	0	1	0.625
12	1	1	0	0	0.525	0	1	0	0	0.5
13	1	1	0	1	0.613	0	1	0	1	0.625
14	1	1	1	0	0	0	0	0	0	0
15	1	1	1	1	0.259	0	0	1	0	0.25
Σ					9.46	$1/2^0$	$11/2^1$	$8/2^2$	$6/2^3$	9.25
E					100%	11%	58%	21%	7%	97%

actually need for a good prediction. If we consider only $bcl \in \{0\}$ with an energy of 11%, we achieve a classification accuracy of 78% by evaluating $mw_{2,0}^e$. For combined levels $bcl \in \{0, 1\}$ (energy 11% + 58% = 69%), i.e. with $mw_{2,0}^e + mw_{2,1}^e$, we achieve an accuracy of 84%, and for levels $bcl \in \{0, 1, 2\}$ (energy 11% + 58% + 21% = 90%), we achieve an accuracy of 98%. Due to the high accuracy value of 98%, we focus on levels up to level 2 and ignore $mw_{2,3}^e$.

Let us now examine the logical expressions for the single bit code levels. The bit code level $bcl = 0$ yields just one minterm $\bar{v} \wedge \bar{s} \wedge \bar{c} \wedge \bar{e}$, indicating that if all attribute values are low, we obtain a positive authentication.

An intuitive representation of a logic expression is a binary tree, where the left child corresponds to a low attribute value and the right child to a high value. We construct the binary tree from the minterm information by applying a decision tree algorithm following the QLDT-approach (Schmitt, 2022b), as shown in Figure 5. For example, the rightmost branch to B means that banknote authentication is supported if skewness, curtosis, and entropy are high.

If we want to restrict our classification problem to the attributes v and s then we derive their vs -minterm 00 value by adding the original values of the minterms 0000, 0001, 0010, 0011. Analogously, we obtain the values for the vs -minterms 01, 10, and 11. After rescaling, we obtain bit code values as shown in Table 5. The logical interpretation yields ' $\bar{v} \wedge \bar{s}$ ' with factor 2^0 and ' $v \text{ xor } s$ ' with factor 2^{-1} , which tells

us the character of interaction between v and s . Note that these expressions match well the trees in Figure 5. Of course, dropping the attributes c and e means a loss of information. However, the classification accuracy of 87% relying solely on v and s is surprisingly high.

8 Conclusion

We addressed the problem of interpreting simple ANNs using logic expressions by constructing a bridge between them. Logic expressions are visualized as binary logic trees (QLDT).

ReLU-nodes of an ANN introduce non-linearity to the network, which is necessary for solving non-linear classification tasks. Our approach is to partition a trained simple ANN by use of ReLU-conditions in order to obtain linear maps for every partition cell. The minterm weights of a linear map are interpreted as bit numbers. Every bit code level of a partition cell defines a set of minterms and corresponds to a logic expression.

The main benefit of our approach is to interpret an ANN by means of logic. Logic provides a powerful toolset for analyzing how attributes interact with each other.

Our approach relies on using minterm values as network input. Since there are 2^n minterms for n object attributes, the number n is restricted to be small. In future work, we will strive to adapt this approach to more complex neural networks.

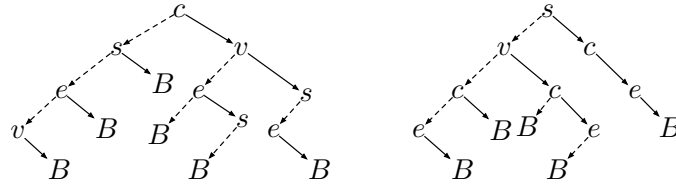


Figure 5: Logic expressions of bit code level $bcl = 1$ (left) and $bcl = 2$ (right) as trees; dashed line for negated evaluation and solid line for non-negated evaluation; a leaf B stands for an active minterm for the banknote authentication; inactive minterms are not shown; v, s, c, e are short notations of the input object attributes

Table 5: Banknote: minterm weights of partition cell ANN_2 projected to attributes v and s

Minterm	v	s	Minterm weight	2^0	2^{-1}	2^{-2}	2^{-3}	Σ
0	0	0	1	1	0	0	0	1
1	0	1	0.44	0	1	0	0	0.5
2	1	0	0.53	0	1	0	0	0.5
3	1	1	0	0	0	0	0	0
Σ			1.97	$1/2^0$	$2/2^1$	$0/2^2$	$0/2^3$	2
E			100%	51%	51%	0%	0%	102%

REFERENCES

- Balestriero, R. (2017). Neural decision trees. *arXiv preprint arXiv:1702.07360*.
- Balkenius, C. and Gärdenfors, P. (1991). Nonmonotonic inferences in neural networks. In *KR*, pages 32–39. Citeseer.
- beim Graben, P. (2004). Incompatible implementations of physical symbol systems. *Mind and Matter*, 2(2):29–51.
- Blutner, R. (2004). Nonmonotonic inferences and neural networks. *Synthese*, 142:143–174.
- Gärdenfors, P. (1992). *How logic emerges from the dynamics of information*. Lund University.
- Kaur, D., Uslu, S., Rittichier, K. J., and Durresti, A. (2022). Trustworthy artificial intelligence: a review. *ACM Computing Surveys (CSUR)*, 55(2):1–38.
- Kraus, M., Tschernutter, D., Weinzierl, S., and Zschech, P. (2023). Interpretable generalized additive neural networks. *European Journal of Operational Research*.
- Lundberg, S. M., Erion, G., Chen, H., DeGrave, A., Prutkin, J. M., Nair, B., Katz, R., Himmelfarb, J., Bansal, N., and Lee, S.-I. (2020). From local explanations to global understanding with explainable ai for trees. *Nature machine intelligence*, 2(1):56–67.
- Miller, T. (2019). Explanation in artificial intelligence: Insights from the social sciences. *Artificial intelligence*, 267:1–38.
- Mittelstaedt, P. (1978). *Quantum Logic*. D. Reidel Publishing Company, Dordrecht.
- Molnar, C. (2020). *Interpretable machine learning*. Lulu.com.
- Murofushi, T. and Soneda, S. (1993). Techniques for reading fuzzy measures (iii): Interaction index. In *Proceedings of the 9th Fuzzy Systems Symposium, Sapporo*, pages 693–696.
- Ribeiro, M. T., Singh, S., and Guestrin, C. (2016). "why should i trust you?" explaining the predictions of any classifier. In *Proceedings of the 22nd ACM SIGKDD international conference on knowledge discovery and data mining*, pages 1135–1144.
- Roth, A. E. (1988). Introduction to the shapley value. *The Shapley value*, pages 1–27.
- Schmitt, I. (2006). *Quantum query processing: unifying database querying and information retrieval*. Citeseer.
- Schmitt, I. (2008). Qql: A db&r query language. *The VLDB journal*, 17(1):39–56.
- Schmitt, I. (2022a). QLC: A quantum-logic-inspired classifier. In Desai, B. C. and Revesz, P. Z., editors, *IDEAS'22: International Database Engineered Applications Symposium, Budapest, Hungary, August 22 - 24, 2022*, pages 120–127. ACM.
- Schmitt, I. (2022b). QLD: A decision tree based on quantum logic. In Chiusano, S., Cerquitelli, T., Wrembel, R., Nørnvåg, K., Catania, B., Vargas-Solar, G., and Zumpano, E., editors, *New Trends in Database and Information Systems - ADBIS 2022 Short Papers, Doctoral Consortium and Workshops: DOING, K-GALS, MADEISD, MegaData, SWODCH, Turin, Italy, September 5-8, 2022, Proceedings*, volume 1652 of *Communications in Computer and Information Science*, pages 299–308. Springer.
- Schmitt, I. and Baier, D. (2013). Logic based conjoint analysis using the commuting quantum query language. In *Algorithms from and for Nature and Life*, pages 481–489. Springer.
- Shapley, L. S. et al. (1953). *A value for n-person games*. Princeton University Press Princeton.
- Suthaharan, S. and Suthaharan, S. (2016). Decision tree learning. *Machine Learning Models and Algorithms for Big Data Classification: Thinking with Examples for Effective Learning*, pages 237–269.

- Yang, Y., Morillo, I. G., and Hospedales, T. M. (2018). Deep neural decision trees. *arXiv preprint arXiv:1806.06988*.
- Zadeh, L. A. (1965). Fuzzy sets. *Information and control*, 8(3):338–353.