

Mobile Edge Computing Networks: Online Low-Latency and Fresh Service Provisioning

Yuhan Yi, Guanglin Zhang, and Hai Jiang

Abstract—Edge service caching can significantly mitigate latency and reduce communication and computing overhead by fetching and initializing services (applications) from clouds. The freshness of cached service data is critical when providing satisfactory services to users, but has been overlooked in existing research efforts. In this paper, we study the online low-latency and fresh service provisioning in mobile edge computing (MEC) networks. Specifically, we jointly optimize the service caching, task offloading, and resource allocation without knowledge of future system information, which is formulated as a joint online long-term optimization problem. This problem is NP-hard. To solve the problem, we design a Lyapunov-based online framework that decouples the problem at temporal level into a series of per-time-slot subproblems. For each subproblem, we propose an online integrated optimization-deep reinforcement learning (OIODRL) method, which contains an optimization stage including a quadratically constrained quadratic program (QCQP) transformation and a semidefinite relaxation (SDR) method, and a learning stage including a deep reinforcement learning (DRL) algorithm. Extensive simulations show that the proposed OIODRL method achieves a near-optimal solution and outperforms other benchmark methods.

Index Terms—Mobile edge computing, service caching, age of information, deep reinforcement learning

I. INTRODUCTION

Mobile edge computing (MEC) has the potential to achieve low latency services by deploying cloud capabilities to the network edge [1]. In MEC, edge servers (ESs) are equipped with communication, computing, and storage resources to cache a variety of services, such as databases and programs, from remote cloud servers (CSs). Hence, the corresponding tasks from users can be processed locally at the ESs, rather than being further offloaded to the CSs, which may incur long latency. This technology, referred to as *edge service caching*, can cache popular services, thereby saving repeated backhaul transmissions to and from the CSs. This alleviates the pressure on backhaul links and reduces system energy consumption. Additionally, it can provide low-latency services by processing tasks in close proximity to users [2]. With these advantages, edge service caching benefits newly emerging applications that are computation-intensive and latency-sensitive, including virtual reality, autonomous driving, face recognition, etc. [3].

Edge service caching has been extensively studied in the literature, aiming at utilizing limited edge resources to make intelligent service caching decisions that improve system performance. Many studies focus on the service request delay of users when edge service caching is applied [2, 4, 5]. Work [2] studies the service caching problem to minimize the request delay in multi-tiered edge cloud networks, and proposes two approximation algorithms for the case of a single service type. An efficient heuristic algorithm considering different service

types is also proposed. The cache storage size of each ES is fixed. Work [4] considers adaptive cache storage size and investigates the tradeoff between the service request delay and cache storage cost, since larger cache storage helps to reduce delay while requiring more hardware cost. In both works [2] and [4], an ES caches a service only when it gets a request of the service from users. On the other hands, work [5] predicts future user requests by using a graph attention network-based service request prediction method in intelligent cyber-physical transportation systems, and caches related services in advance.

The above works [2, 4, 5] assume that each ES has sufficient computing capability, i.e., the ES is able to process all user requests if the related services are already cached at the ES. However, practically each ES has limited computing capability, which means that the ES may have to *offload* some user requests to the CS even if the related services are cached at the ES. Thus, it is necessary to consider task offloading when investigating edge service caching to optimize MEC systems. Some existing works [6–8] jointly consider service caching and task offloading in MEC systems. Specifically, work [6] focuses on the service latency minimization problem, and work [7] aims to minimize the system cost including task delay and energy consumption. Both works [6] and [7] consider that each user request is allocated a fixed amount of computing and communication resources. To alleviate users' competition for limited computing resources, a service pricing scheme is proposed in work [8]. All computing resources are equally shared by all tasks served by the ES, while each task has a fixed amount of communication resources.

Generally different tasks have different computational workloads and data sizes, and thus, it is beneficial to adaptively allocate computing and communication resources among users when designing service caching and task offloading. Accordingly, there are research efforts jointly investigating service caching, task offloading, and resource allocation [9–12] in MEC systems. Work [9] considers a single-server MEC system, using the location-aware users' preference and proposing a hybrid learning framework to solve the joint optimization of service caching, task offloading, and resource allocation. Works [10] and [11] consider a multi-server collaborative MEC architecture, in which work [10] proposes an approximation and decomposition theory-based two-stage algorithm to maximize users' quality of experience, and work [11] develops a deep deterministic policy gradient-based algorithm to minimize the energy consumption. Different from works [10] and [11] with homogeneous ESs, work [12] considers heterogeneous ESs, in which an ES could be a base station in cellular networks or an access point in wireless local area networks. Energy consumption is minimized by jointly optimizing service caching, task offloading, and resource allocation.

All the above existing studies [2, 4–12] make efforts to reduce user request delay and/or energy consumption by investigating service caching, task offloading, and/or resource

Y. Yi and G. Zhang are with the College of Information Science and Technology, Donghua University, Shanghai 201620, China (e-mail: yuhanyi@mail.dhu.edu.cn; glzhang@dhu.edu.cn). H. Jiang is with the Department of Electrical and Computer Engineering, University of Alberta, Edmonton, AB T6G 1H9, Canada (e-mail: hai1@ualberta.ca).

allocation. However, they implicitly assume that the cached edge services (e.g., databases and programs) do not need to be updated/refreshed. In other words, they do not consider the *freshness* of cached edge services. The freshness of service data actually plays a crucial role in the performance of MEC networks. For example, in the context of autonomous driving applications, road side units equipped with ESs can cache the neural network model from CSs for objective recognition service [13]. The freshness of the neural network model's parameters for processing the road information is quite critical in practice since the road conditions may change over time, which requires a fresh neural network model. Thus, in edge service caching networks, the freshness of service data should also be considered together with other system performance such as delay.

Our paper aims to fill the research gap of service data freshness at ESs. Specifically, we investigate online low-latency and fresh service provisioning in MEC networks by jointly optimizing service caching, task offloading, and resource allocation. An online low-complexity and near-optimal solution is provided.

The novelty of our research and our technical contributions are presented below:

- **Fresh service provisioning in MEC networks:** This work is the first in the research society that points out the importance of service freshness at the ES and develops an effective algorithm to provide online low-latency and fresh services.
- **Low-complexity and near-optimal solution:** The considered problem, i.e., joint design of service caching, task offloading, and resource allocation with consideration of service freshness, is challenging due to the following reasons. First, downloading decision, caching decision,¹ offloading decision, and computing and communication resource allocation decision are coupled together, which makes the research problem extremely hard to solve. Second, the freshness consideration of service data adds temporal coupling of the decisions, making it even harder to achieve optimal performance. To address the second challenge, we use a Lyapunov-based online framework to decouple the temporal correlation among time slots. To address the first challenge, traditional deep reinforcement learning (DRL) methods do not work well for our problem due to dynamic service data size. Thus, we propose to use an optimization method to first provide a rough idea of downloading and caching decisions of services, referred to as the *optimization stage*, and then use a DRL algorithm to explore a better solution, referred to as the *learning stage*. The proposed optimization-plus-DRL method outperforms the optimization-only method and the DRL-only method. Near-optimal performance is achieved by the Lyapunov-based online framework and the optimization-plus-DRL method.
- **Quadratically constrained quadratic program (QCQP) transformation in the optimization stage:**

¹The downloading decision refers to whether the ES downloads service data from the CS, while the caching decision refers to whether service data is cached at the ES.

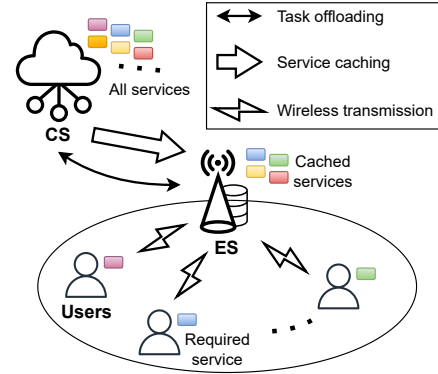


Fig. 1. System model illustration.

The optimization stage aims at a rough idea of downloading and caching decisions, which is an NP-hard problem. Through a series of math manipulations, we successfully transform the problem into a QCQP problem, which is effectively solved by the help of the semidefinite relaxation (SDR) method.

- **A novel method to reduce the action space in the learning stage:** We propose a method, by using an optimization module, to reduce the action space of the DRL by half, which facilitates convergence and enhances training performance.

The rest of the paper is arranged as follows. Section II presents a detailed definition of the system with edge service caching and formulates a joint online long-term cost minimization problem. Section III presents the Lyapunov-based online framework, and Section IV details the optimization-plus-DRL method. Section V presents the experiment results. Section VI concludes the paper.

II. SYSTEM MODEL AND PROBLEM FORMULATION

Consider a general MEC system, which consists of a CS, a base station (BS) integrated with an ES, and multiple users, as shown in Fig. 1. The CS can provide totally J service types denoted as $\mathcal{J} = \{1, 2, \dots, J\}$, e.g., face recognition, virtual/augmented reality, etc. The CS keeps refreshing the service data for all the service types. Service data updating of the J service types are independent and may not occur simultaneously. For each service type, the updating may not be periodical. The BS provides radio access to users and accepts users' service requests. The ES embedded in the BS can download service data of some service types and cache them locally, which means that the ES is able to process some service requests locally. Upon the arrival of a user request, the ES can decide to process the request locally or offload it to the CS for processing. For example, when the ES does not cache the service data or lacks sufficient computing resources to process the request, it may offload the request to the CS. There are I users denoted as $\mathcal{I} = \{1, 2, \dots, I\}$. We consider T time slots denoted as $\mathcal{T} = \{0, 1, \dots, T-1\}$, and each user

can request at most one service type per time slot.²

A. Offloading, Downloading, and Caching decisions

For presentation simplicity, when we say “service $j \in \mathcal{J}$ ”, it means service data of service type j . And if a user requests service type j , we say the user has “task j ”.

At the CS, service type j at time slot $t \in \mathcal{T}$ is represented as a triplet $\zeta_j(t) \triangleq \{S_j(t), p_j^p(t), p_j^r(t)\}$: $S_j(t)$ is the data size of service j at time slot t , $p_j^p(t)$ is the *purchasing price* of service j (i.e., the price that the ES should pay the CS for downloading entire service j), and $p_j^r(t)$ is the *refreshing price* of service j (i.e., the price that the ES should pay the CS for downloading the refreshed portion of service j). Generally we have $p_j^r(t) \leq p_j^p(t)$.

For user $i \in \mathcal{I}$, its task j at time slot t is described as a triplet $\xi_{ij}(t) \triangleq \{S_{ij}^u(t), S_{ij}^d(t), Y_{ij}(t)\}$, where $S_{ij}^u(t)$ and $S_{ij}^d(t)$ are task j 's data sizes of wireless uplink (data to be processed) and wireless downlink (processing result) between user i and the ES at time slot t , and $Y_{ij}(t)$ means the required CPU cycles when processing user i 's task j at time slot t . If user i does not request task j at time slot t , we have $S_{ij}^u(t) = 0$, $S_{ij}^d(t) = 0$, $Y_{ij}(t) = 0$.

Each user sends its task to the ES by using the wireless uplink. The ES could process the task locally (e.g., when the ES has the cached service data and has sufficient computing resources), or offload the task to the CS for processing. Let $x_{ij}(t) \in \{0, 1\}$ denote the *offloading decision* of user i 's task j at time slot t : $x_{ij}(t) = 1$ means that the task is processed at the ES locally; and $x_{ij}(t) = 0$ means that the task is offloaded to the CS. When the task is offloaded to the CS, the ES should pay the CS for *computing cost*, denoted $c_{ij}(t)$, which is related to the size of the task data (i.e., $S_{ij}^u(t)$) as

$$c_{ij}(t) = \lambda_s S_{ij}^u(t)(1 - x_{ij}(t)), \quad (1)$$

where λ_s is the computing cost per unit size.

The ES may download the service data of some services from the CS and cache them locally. Denote $y_j(t) \in \{0, 1\}$ as the *downloading decision* of service j at the ES at time slot t :

- $y_j(t) = 1$ means that the ES decides to download service j from the CS at time slot t . Specifically, if the service data is cached at the ES at the previous time slot (i.e., time slot $t - 1$), the ES only downloads the refreshed portion of the service data from the CS and pays the refreshing price $p_j^r(t)$; otherwise, the ES downloads the entire service data and pays the purchasing price $p_j^p(t)$.
- $y_j(t) = 0$ means that the ES decides not to download service j from the CS at time slot t .

Denote $z_j(t) \in \{0, 1\}$ as the *caching decision* of service j at the ES at time slot t , indicating that the service is cached at the ES (i.e., $z_j(t) = 1$) or not (i.e., $z_j(t) = 0$). In general, when the ES downloads the service data at time slot t (i.e., $y_j(t) = 1$), then after the downloading, the service data is

²Our system can be straightforwardly extended to the case where a user could request multiple service types in a time slot. In such a case, each user could be viewed as multiple virtual users located at the same site. Our method can then be applied to serve these multiple virtual users effectively.

cached at time slot t (i.e., $z_j(t) = 1$). In subsequent time slots, say time slot t' , the ES may continue to cache the service data (i.e., $z_j(t') = 1$) or remove the service data from its storage (i.e., $z_j(t') = 0$).

As the storage capacity of the ES is limited, the ES can only cache a partial number of services, which satisfies the storage capacity constraint as follows:

$$\sum_{j \in \mathcal{J}} S_j(t) z_j(t) \leq S, \forall t, \quad (2)$$

where S is the total storage capacity of the ES.

If the ES downloads service j at time slot t , denote $p_j(t)$ as the price (purchasing price or refreshing price) that the ES pays to the CS. Then we have

$$p_j(t) = p_j^p(t)(1 - z_j(t-1)) + p_j^r(t)z_j(t-1). \quad (3)$$

The decisions $x_j(t)$, $y_j(t)$, and $z_j(t)$ are coupled, as follows. Consider user i and service j .

- If service j is not cached at time slot $t-1$ (i.e., $z_j(t-1) = 0$), then at time slot t we have: the service data is cached (i.e., $z_j(t) = 1$) if the ES downloads the service data from the CS (i.e., $y_j(t) = 1$); or not cached (i.e., $z_j(t) = 0$) otherwise (i.e., $y_j(t) = 0$). In other words, we have

$$\text{if } z_j(t-1) = 0, \text{ then } y_j(t) = z_j(t), \forall j, t. \quad (4)$$

- If service j is cached at time slot $t-1$ (i.e., $z_j(t-1) = 1$), then at time slot t the ES may: (i) download and cache the refreshed portion from the CS (i.e., $y_j(t) = 1$ and $z_j(t) = 1$); (ii) not change the cached service data (i.e., $y_j(t) = 0$ and $z_j(t) = 1$); or (iii) remove the service data from its storage (i.e., $y_j(t) = 0$ and $z_j(t) = 0$). In other words, we have

$$\text{if } z_j(t-1) = 1, \text{ then } y_j(t) \leq z_j(t), \forall j, t. \quad (5)$$

- Further, since the ES can process a task only when it has cached the related service data, we have

$$x_{ij}(t) \leq z_j(t), \forall i, j, t. \quad (6)$$

B. Delay Model

For user i 's task j , we discuss the delay in two cases: when the task is processed locally at the ES, and when it is offloaded to the CS for processing.

1) *Processing locally at the ES*: If user i 's task j at time slot t is processed locally at the ES, the delay is denoted as $D_{ij}^l(t)$, which consists of the uplink transmission delay denoted $D_{ij}^u(t)$, the processing delay of the ES denoted $D_{ij}^c(t)$, and the downlink transmission delay for computation result feedback denoted $D_{ij}^d(t)$. Let $w_{ij}^u(t)$ and $w_{ij}^d(t)$ denote the uplink and downlink bandwidth allocated to user i 's task j at time slot t , respectively, which satisfy the following constraints:

$$\sum_{i \in \mathcal{I}} \sum_{j \in \mathcal{J}} w_{ij}^u(t) \leq W^u, \quad \sum_{i \in \mathcal{I}} \sum_{j \in \mathcal{J}} w_{ij}^d(t) \leq W^d, \forall t, \quad (7)$$

where W^u and W^d are the total uplink and downlink bandwidth, respectively. Then, transmission delays $D_{ij}^u(t)$ and

$D_{ij}^d(t)$ are calculated by $D_{ij}^u(t) = \frac{S_{ij}^u(t)}{\eta_i^u(t)w_{ij}^u(t)}$ and $D_{ij}^d(t) = \frac{S_{ij}^d(t)}{\eta_i^d(t)w_{ij}^d(t)}$, where $\eta_i^u(t)$ and $\eta_i^d(t)$ are the uplink and downlink spectral efficiency (the achievable transmission rate over 1Hz bandwidth) at time slot t , respectively. Besides, denote $f_{ij}^c(t)$ as the computing rate (the number of CPU cycles per unit time) allocated to user i 's task j at time slot t , which is constrained by the ES's total computing capacity denoted F as follows:

$$\sum_{i \in \mathcal{I}} \sum_{j \in \mathcal{J}} f_{ij}^c(t) \leq F, \forall t. \quad (8)$$

Then the processing delay at the ES is $D_{ij}^e(t) = \frac{Y_{ij}(t)}{f_{ij}^c(t)}$.

Thus, we have the total delay of the local processing as

$$D_{ij}^L(t) = D_{ij}^u(t) + D_{ij}^e(t) + D_{ij}^d(t). \quad (9)$$

2) *Offloading to the CS*: If user i 's task j at time slot t is offloaded to the CS for processing, the delay is denoted as $D_{ij}^O(t)$, which includes the uplink transmission delay $D_{ij}^u(t)$, the transmission delay between the ES and CS denoted $D_{ij}^{ec}(t)$, the cloud processing delay denoted $D_{ij}^c(t)$, and the downlink transmission delay for computation result feedback $D_{ij}^d(t)$, as follows:

$$D_{ij}^O(t) = D_{ij}^u(t) + D_{ij}^{ec}(t) + D_{ij}^c(t) + D_{ij}^d(t), \quad (10)$$

where $D_{ij}^u(t)$ and $D_{ij}^d(t)$ have the same expressions as those in the case of processing locally at the ES. $D_{ij}^{ec}(t)$ is expressed as $D_{ij}^{ec}(t) = \frac{S_{ij}^u(t) + S_{ij}^d(t)}{r^{ec}}$, where r^{ec} represents the transmission rate between the ES and CS. $D_{ij}^c(t)$ is expressed as $D_{ij}^c(t) = \frac{Y_{ij}(t)}{f^c}$, where f^c is the computing rate allocated by the CS to each task.

Overall, the processing delay of user i 's task j at time slot t is denoted as $D_{ij}(t)$ and given by

$$D_{ij}(t) = D_{ij}^L(t)x_{ij}(t) + D_{ij}^O(t)(1 - x_{ij}(t)). \quad (11)$$

C. Age of Information Model

We leverage the age of information (AoI) metric to quantify the freshness of service data. For any service data, its AoI is defined as the time elapsed since the moment when the service data version is generated at the CS.

Since both the CS and the ES have service data, we have AoI for each service data at the CS and at the ES, as follows.

Let $A_j^c(t)$ denote the AoI (unit: time slot) of service j at the CS at the beginning of time slot t , which is the time elapsed since the most recent updating of the service data at the CS.

Let $A_j^e(t)$ denote the AoI of the cached service j at the ES, which is the time elapsed since the cached service version was generated at the CS. At time slot t , when the ES downloads and caches service j from the CS (i.e., $z_j(t) = 1, y_j(t) = 1$), we have $A_j^e(t) = A_j^c(t)$; when the ES does not download service j from the CS but still keeps caching the cached service j (i.e., $z_j(t) = 1, y_j(t) = 0$), we have $A_j^e(t) = A_j^c(t-1) + 1$; when the ES does not cache service j at time slot t (i.e., $z_j(t) = 0, y_j(t) = 0$), we virtually define the AoI of service j

at the ES the same as that at the CS, i.e. $A_j^e(t) = A_j^c(t)$.³

So the AoI of service j at the ES at time slot t is given by

$$A_j^e(t) = \begin{cases} A_j^c(t), & \text{if } z_j(t) = 1, y_j(t) = 1, \\ A_j^c(t-1) + 1, & \text{if } z_j(t) = 1, y_j(t) = 0, \\ A_j^c(t), & \text{if } z_j(t) = 0, y_j(t) = 0. \end{cases} \quad (12)$$

D. Problem Formulation

We consider the total cost of the ES as a weighted sum of delay cost, computing cost, and service purchasing/refreshing cost, which is denoted as $C(t)$ and given by

$$C(t) = \sum_{i \in \mathcal{I}} \sum_{j \in \mathcal{J}} [\lambda_D D_{ij}(t) + \lambda_c c_{ij}(t)] + \sum_{j \in \mathcal{J}} \lambda_p p_j(t) y_j(t), \quad (13)$$

where $D_{ij}(t)$ is given in (11), $c_{ij}(t)$ is given in (1), and $p_j(t)$ is given in (3). λ_D , λ_c , and λ_p are weights of the three costs.

Besides providing low-latency services for users, the ES also ensures that its services are fresh to serve users' tasks. Therefore, it is required that the long-term average AoI of each service at the ES is bounded by a threshold value. Denote the threshold value for service type j as A_j^{\max} , and we have

$$\lim_{T \rightarrow \infty} \frac{1}{T} \sum_{t=0}^{T-1} \mathbb{E}[A_j^e(t)] \leq A_j^{\max}, \forall j. \quad (14)$$

To minimize the long-term average cost of the ES, we formulate the following optimization problem:

$$\begin{aligned} \mathcal{P1} : \quad & \min_{\mathbf{x}, \mathbf{y}, \mathbf{z}, \boldsymbol{\omega}, \mathbf{f}} \lim_{T \rightarrow \infty} \frac{1}{T} \sum_{t=0}^{T-1} \mathbb{E}[C(t)] \\ \text{s.t.} \quad & (2), (4), (5), (6), (7), (8), (14), \\ & x_{ij}(t), y_j(t), z_j(t) \in \{0, 1\}, \forall i, j, t, \quad (15a) \\ & f_{ij}^c(t) \geq 0, \forall i, j, t, \quad (15b) \\ & w_{ij}^d(t), w_{ij}^u(t) \geq 0, \forall i, j, t, \quad (15c) \end{aligned}$$

where $\mathbf{x} \triangleq [x_{ij}(t)]_{i \in \mathcal{I}, j \in \mathcal{J}, t \in \mathcal{T}}$, $\mathbf{y} \triangleq [y_j(t)]_{j \in \mathcal{J}, t \in \mathcal{T}}$, $\mathbf{z} \triangleq [z_j(t)]_{j \in \mathcal{J}, t \in \mathcal{T}}$, $\boldsymbol{\omega} \triangleq [w_{ij}^u(t), w_{ij}^d(t)]_{i \in \mathcal{I}, j \in \mathcal{J}, t \in \mathcal{T}}$, and $\mathbf{f} \triangleq [f_{ij}^c(t)]_{i \in \mathcal{I}, j \in \mathcal{J}, t \in \mathcal{T}}$.

Problem $\mathcal{P1}$ is a non-convex optimization problem due to the presence of binary decisions $x_{ij}(t)$, $y_j(t)$, and $z_j(t)$. $x_{ij}(t)$, $y_j(t)$, and $z_j(t)$ are coupled within each time slot t as shown in (2), (4), (5), and (6). They are also temporally coupled as shown in (3) and (14). Problem $\mathcal{P1}$ is NP-hard, as illustrated below. Consider a simplified version of problem $\mathcal{P1}$, where $p_j(t) = 0$ and constraint (14) is ignored. Then the simplified problem $\mathcal{P1}$ reduces to minimizing cost $C(t)$ at each time slot. Minimizing cost $C(t)$ at a time slot is a mixed-integer nonlinear programming problem, which is NP-hard. Consequently, the original problem $\mathcal{P1}$ is also NP-hard.

III. PROBLEM DECOUPLING WITH LYAPUNOV-BASED ONLINE FRAMEWORK

In this section, to solve the challenging optimization problem $\mathcal{P1}$, we first simplify problem $\mathcal{P1}$ and decouple it into

³The reason for this setting is because if service j is not cached at the ES, then the corresponding task will be served at the CS, which means that the service j that the user receives has AoI $A_j^c(t)$.

two independent subproblems. The first subproblem is convex and can be solved via Lagrange multiplier method. The second subproblem is NP-hard. Then we utilize Lyapunov optimization technology to decouple the NP-hard problem at temporal level into a series of per-time-slot subproblems.

A. Problem Simplification

From (13), $C(t)$ can be expressed as

$$\begin{aligned} C(t) &= \sum_{i \in \mathcal{I}} \sum_{j \in \mathcal{J}} \{ \lambda_D [D_{ij}^L(t) x_{ij}(t) + D_{ij}^O(t) (1 - x_{ij}(t))] \\ &\quad + \lambda_c \lambda_s S_{ij}^u(t) (1 - x_{ij}(t)) \} + \sum_{j \in \mathcal{J}} \lambda_p p_j(t) y_j(t) \\ &= C'(t) - U(t), \end{aligned}$$

where

$$C'(t) = \sum_{i \in \mathcal{I}} \sum_{j \in \mathcal{J}} [\lambda_D D_{ij}^O(t) + \lambda_c \lambda_s S_{ij}^d(t)]$$

with $D_{ij}^O(t) = \frac{S_{ij}^u(t)}{\eta_i^u(t) w_{ij}^u(t)} + D_{ij}^{ec}(t) + D_{ij}^c(t) + \frac{S_{ij}^d(t)}{\eta_i^d(t) w_{ij}^d(t)}$ from (10), and $U(t)$ is the system utility, expressed as

$$\begin{aligned} U(t) &= \sum_{i \in \mathcal{I}} \sum_{j \in \mathcal{J}} [\lambda_D (D_{ij}^O(t) - D_{ij}^L(t)) x_{ij}(t) \\ &\quad + \lambda_c \lambda_s S_{ij}^u(t) x_{ij}(t)] - \sum_{j \in \mathcal{J}} \lambda_p p_j(t) y_j(t) \\ &= \sum_{i \in \mathcal{I}} \sum_{j \in \mathcal{J}} [\lambda_D (D_{ij}^{ec}(t) + D_{ij}^c(t) - \frac{Y_{ij}(t)}{f_{ij}^c(t)}) x_{ij}(t) \\ &\quad + \lambda_c \lambda_s S_{ij}^u(t) x_{ij}(t)] - \sum_{j \in \mathcal{J}} \lambda_p p_j(t) y_j(t) \end{aligned}$$

with the second equality coming from (9) and (10). It is seen that $C'(t)$ is a function of $w_{ij}^u(t)$ and $w_{ij}^d(t)$, and is independent of $x_{ij}(t)$, $y_j(t)$, $z_j(t)$, and $f_{ij}^c(t)$, while $U(t)$ is a function of $x_{ij}(t)$, $y_j(t)$, $z_j(t)$, and $f_{ij}^c(t)$, and is independent of $w_{ij}^u(t)$ and $w_{ij}^d(t)$. Thus, problem $\mathcal{P}1$ can be simplified into two subproblems as follows:

$$\begin{aligned} \mathcal{P}1(a) : \quad & \min_{\omega} \lim_{T \rightarrow \infty} \frac{1}{T} \sum_{t=0}^{T-1} \mathbb{E}[C'(t)] \\ & \text{s.t. (7), (15c).} \end{aligned}$$

$$\begin{aligned} \mathcal{P}1(b) : \quad & \max_{x, y, z, f} \lim_{T \rightarrow \infty} \frac{1}{T} \sum_{t=0}^{T-1} \mathbb{E}[U(t)] \\ & \text{s.t. (2), (4), (5), (6), (8), (14), (15a), (15b).} \end{aligned}$$

Problem $\mathcal{P}1(a)$ is only related to bandwidth resource allocation and is not temporally coupled. Therefore, problem $\mathcal{P}1(a)$ is equivalent to minimizing $C'(t)$ at each time slot, shown in the following (by ignoring terms $D_{ij}^{ec}(t)$, $D_{ij}^c(t)$, and $\lambda_c \lambda_s S_{ij}^d(t)$ since they are independent of $w_{ij}^u(t)$ and $w_{ij}^d(t)$):

$$\begin{aligned} \min_{\omega(t)} \quad & \sum_{i \in \mathcal{I}} \sum_{j \in \mathcal{J}} \frac{S_{ij}^u(t)}{\eta_i^u(t) w_{ij}^u(t)} + \frac{S_{ij}^d(t)}{\eta_i^d(t) w_{ij}^d(t)} \quad (16) \\ & \text{s.t. (7), (15c),} \end{aligned}$$

where $\omega(t) \triangleq [w_{ij}^u(t), w_{ij}^d(t)]_{i \in \mathcal{I}, j \in \mathcal{J}}$. The problem in (16) is convex. Based on Lagrange multiplier method, the solutions to (16) and problem $\mathcal{P}1(a)$ can be obtained in closed form as follows:

$$w_{ij}^u(t) = \frac{\sqrt{S_{ij}^u(t)/\eta_i^u(t)}}{\sum_{i \in \mathcal{I}} \sum_{j \in \mathcal{J}} \sqrt{S_{ij}^u(t)/\eta_i^u(t)}} W^u, \quad (17)$$

$$w_{ij}^d(t) = \frac{\sqrt{S_{ij}^d(t)/\eta_i^d(t)}}{\sum_{i \in \mathcal{I}} \sum_{j \in \mathcal{J}} \sqrt{S_{ij}^d(t)/\eta_i^d(t)}} W^d. \quad (18)$$

Problem $\mathcal{P}1(b)$ is still non-convex and NP-hard, to be investigated in the subsequent subsection.

B. Lyapunov-Based Online Framework for Problem $\mathcal{P}1(b)$

We aim to present an online solution for problem $\mathcal{P}1(b)$. To this end, we resort to Lyapunov optimization technology [14]. First, the long-term average AoI constraint (14) is transformed into a queue stability constraint. Specifically, for each service type $j \in \mathcal{J}$, we construct a virtual queue. The input of the virtual queue at time slot t is $A_j^c(t)$ and the output of the virtual queue at every time slot is A_j^{\max} . Denote $Q_j(t)$ as the queue backlog at time slot t . Then, the virtual queue is updated at time slot $t+1$ as follows:

$$Q_j(t+1) = \max[Q_j(t) - A_j^{\max} + A_j^c(t), 0], \quad \forall j. \quad (19)$$

It is seen from [14] that if the above virtual queue $Q_j(t)$ is strong stable,⁴ constraint (14) for service type j is satisfied. Therefore, problem $\mathcal{P}1(b)$ is equivalent to maximizing the utility $\lim_{T \rightarrow \infty} \frac{1}{T} \sum_{t=0}^{T-1} \mathbb{E}[U(t)]$, subject to strong stable virtual queues for $j \in \mathcal{J}$ and constraints (2), (4), (5), (6), (8), (15a), (15b). However, the equivalent problem is still temporally coupled, and thus, more math manipulations based on Lyapunov optimization technology are needed, as follows.

To stabilize the virtual queue, we construct the *Lyapunov function* and *conditional Lyapunov drift*.

Lyapunov Function. Define the Lyapunov function at time slot t as

$$L(t) = \frac{1}{2} \sum_{j \in \mathcal{J}} Q_j^2(t), \quad (20)$$

which implies the size of the queue backlogs of all services. A small $L(t)$ indicates that all queues have small backlogs, further suggesting that all services provided are fresh (since a small backlog of $Q_j(t)$ means that the input of the virtual queue is largely less than the output). Therefore, by keeping $L(t)$ small, the freshness of services can be improved.

Conditional Lyapunov Drift. Denote the conditional Lyapunov drift at time slot t as $\Delta(t)$ and let $\mathbf{O}(t) \triangleq [Q_j(t), A_j^c(t), A_j^c(t-1)]_{j \in \mathcal{J}}$ denote the AoI observation at time slot t . The conditional Lyapunov drift is constructed as

$$\Delta(t) = \mathbb{E}[L(t+1) - L(t) | \mathbf{O}(t)], \quad (21)$$

⁴The queue $Q_j(t)$, $j \in \mathcal{J}$ is strong stable if $\lim_{T \rightarrow \infty} \frac{1}{T} \sum_{t=0}^{T-1} \mathbb{E}[Q_j(t)] < \infty$, $\forall j$ [14] which indicates the long-term average backlog of $Q_j(t)$ is finite.

which indicates the expected change of Lyapunov function from time slot t to time slot $t+1$ given current AoI observation $\mathbf{O}(t)$. Small $\Delta(t)$ will contribute to stabilizing the queues and satisfying constraint (14), so that the service freshness can be kept at a low level.

Next, to consider both queue stability (by keeping $\Delta(t)$ small) and utility maximization (by keeping $\mathbb{E}[U(t)|\mathbf{O}(t)]$ large), we construct the *Lyapunov drift-plus-penalty function*.

Lyapunov Drift-Plus-Penalty Function. Define the Lyapunov drift-plus-penalty function at time slot t as

$$\Delta_V(t) = \Delta(t) - V\mathbb{E}[U(t)|\mathbf{O}(t)], \quad (22)$$

where $V \geq 0$ is the weight parameter used to tune the importance of the utility and a larger value of V means that the utility is more emphasized. The case of $V = 0$ means that we only consider the service freshness but ignore the system utility, while $V > 0$ means that we consider both.

To maintain the queue stability and maximize utility, we turn to minimize $\Delta_V(t)$ to obtain the solution of problem $\mathcal{P}1(b)$. However, due to the $\max[\cdot]$ function in the expression of $Q_j(t)$ in (19), it is difficult to minimize $\Delta_V(t)$ straightforwardly. Thus we turn to minimize an upper bound of $\Delta_V(t)$ as follows.

From the definition of $Q_j(t)$ in (19), it can be derived that

$$Q_j^2(t+1) \leq Q_j^2(t) + (A_j^{\max})^2 + (A_j^c(t))^2 + 2Q_j(t)(A_j^c(t) - A_j^{\max}), \quad \forall j. \quad (23)$$

Then, according to (20), (21), and (23), we have

$$\Delta(t) \leq \frac{1}{2} \sum_{j \in \mathcal{J}} \{(A_j^{\max})^2 + \mathbb{E}[(A_j^c(t))^2 | \mathbf{O}(t)] + 2Q_j(t)\mathbb{E}[A_j^c(t) | \mathbf{O}(t)] - 2Q_j(t)A_j^{\max}\}. \quad (24)$$

From (12), we have

$$\begin{aligned} A_j^c(t) &= A_j^c(t)z_j(t)y_j(t) + (A_j^c(t-1) + 1)z_j(t)(1 - y_j(t)) \\ &\quad + A_j^c(t)(1 - z_j(t))(1 - y_j(t)) \\ &\stackrel{(i)}{=} A_j^c(t) + (A_j^c(t-1) + 1 - A_j^c(t))(z_j(t) - y_j(t)), \end{aligned}$$

where step (i) is from the fact that $z_j(t)y_j(t) = y_j(t)$. Similarly, we have

$$\begin{aligned} (A_j^c(t))^2 &= (A_j^c(t))^2 + \alpha^2(z_j(t) - y_j(t))^2 + 2A_j^c(t)\alpha(z_j(t) - y_j(t)) \\ &\stackrel{(ii)}{=} (A_j^c(t))^2 + [(A_j^c(t-1) + 1)^2 - (A_j^c(t))^2](z_j(t) - y_j(t)) \end{aligned}$$

where $\alpha \triangleq A_j^c(t-1) + 1 - A_j^c(t)$, and step (ii) is from the fact that $y_j^2(t) = y_j(t)$, $z_j(t)y_j(t) = y_j(t)$, and $z_j^2(t) = z_j(t)$.

Substituting the above expressions of $A_j^c(t)$ and $(A_j^c(t))^2$ into the right hand side of (24) and according to (22), we obtain an upper bound of $\Delta_V(t)$ as

$$\begin{aligned} \Delta_V(t) &\leq \sum_{j \in \mathcal{J}} \mathbb{E}\{H_j(t)(z_j(t) - y_j(t)) - \sum_{i \in \mathcal{I}} V[\lambda_D(D_{ij}^{\text{cc}}(t) + D_{ij}^c(t) - \frac{Y_{ij}(t)}{f_{ij}^c(t)} + \lambda_c \lambda_s S_{ij}^u(t))]x_{ij}(t) \\ &\quad + V\lambda_p p_j(t)y_j(t) | \mathbf{O}(t)\} + \sum_{j \in \mathcal{J}} I_j(t), \quad (25) \end{aligned}$$

where $H_j(t) \triangleq \frac{(A_j^c(t-1)+1)^2 - (A_j^c(t))^2}{2} + Q_j(t)(A_j^c(t-1) + 1 - A_j^c(t))$ and $I_j(t) \triangleq \frac{(A_j^{\max})^2 + (A_j^c(t))^2}{2} - Q_j(t)(A_j^{\max} - A_j^c(t))$.

For opportunistically minimizing an expectation [14], minimizing the upper bound of $\Delta_V(t)$ given in (25) is equivalent to minimizing $\sum_{j \in \mathcal{J}} \{H_j(t)(z_j(t) - y_j(t)) - \sum_{i \in \mathcal{I}} V[\lambda_D(D_{ij}^{\text{cc}}(t) + D_{ij}^c(t) - \frac{Y_{ij}(t)}{f_{ij}^c(t)} + \lambda_c \lambda_s S_{ij}^u(t))]x_{ij}(t) + V\lambda_p p_j(t)y_j(t) + I_j(t)\}^5$ given AoI observation $\mathbf{O}(t)$ at the beginning of a time slot at each time slot. After removing $I_j(t)$ (since $I_j(t)$ is independent of decision variables $x_{ij}(t)$, $y_j(t)$, $z_j(t)$, $f_{ij}^c(t)$ in problem $\mathcal{P}1(b)$), the optimization problem at time slot t is given by

$$\begin{aligned} \mathcal{P}2: \quad &\min_{\mathbf{x}(t), \mathbf{y}(t), \mathbf{z}(t), \mathbf{f}(t)} g_1(\mathbf{z}(t)) + g_2(\mathbf{y}(t)) - g_3(\mathbf{x}(t), \mathbf{f}(t)) \\ \text{s.t.} \quad &(2), (4), (5), (6), (8), (15a), (15b), \end{aligned}$$

where

$$g_1(\mathbf{z}(t)) \triangleq \sum_{j \in \mathcal{J}} H_j(t)z_j(t),$$

$$g_2(\mathbf{y}(t)) \triangleq \sum_{j \in \mathcal{J}} (V\lambda_p p_j(t) - H_j(t))y_j(t),$$

$$\begin{aligned} g_3(\mathbf{x}(t), \mathbf{f}(t)) &\triangleq \sum_{i \in \mathcal{I}} \sum_{j \in \mathcal{J}} V[\lambda_D(D_{ij}^{\text{cc}}(t) + D_{ij}^c(t) - \frac{Y_{ij}(t)}{f_{ij}^c(t)} \\ &\quad + \lambda_c \lambda_s S_{ij}^u(t))]x_{ij}(t), \end{aligned}$$

and $\mathbf{x}(t) \triangleq [x_{ij}(t)]_{i \in \mathcal{I}, j \in \mathcal{J}}$, $\mathbf{y}(t) \triangleq [y_j(t)]_{j \in \mathcal{J}}$, $\mathbf{z}(t) \triangleq [z_j(t)]_{j \in \mathcal{J}}$, $\mathbf{f}(t) \triangleq [f_{ij}^c(t)]_{i \in \mathcal{I}, j \in \mathcal{J}}$.

So now we have decoupled the original problem $\mathcal{P}1(b)$ at temporal level into problem $\mathcal{P}2$. Worth noting that solving problem $\mathcal{P}2$ does not require the future information (e.g., future task arrival, future service information), which leads to the online optimization design.

Lastly, we prove that the gap between solutions of problem $\mathcal{P}1(b)$ and problem $\mathcal{P}2$ is bounded, as shown next in Theorem 1. To illustrate below, let $a^{\max} \triangleq \max A_j^c(t)$, $\forall j, t$ and $B \triangleq \sum_{j \in \mathcal{J}} \frac{(a^{\max})^2 + (A_j^{\max})^2}{2}$.

Assumption 1. We assume that problem $\mathcal{P}1(b)$ follows the Slater condition [14], which means that there is a network-only algorithm⁶ and variables $U_\epsilon \geq 0$ and $\epsilon > 0$ satisfy

$$\mathbb{E}[U^n(t)] = U_\epsilon, \quad (26)$$

$$\mathbb{E}[A_j^n(t)] + \epsilon \leq A_j^{\max}, \quad \forall j, \quad (27)$$

where $U^n(t)$ and $A_j^n(t)$ are the system utility and service j 's AoI at time slot t obtained by a network-only algorithm.

Theorem 1. Denote the utility obtained by solving problem $\mathcal{P}2$ for time slot t as $U^*(t)$ and let $U^* \triangleq \frac{1}{T} \sum_{t=1}^T \mathbb{E}[U^*(t)]$. The upper bound of the gap between the optimal long-term average utility of problem $\mathcal{P}1(b)$ (denoted U^{opt}) and U^* is

$$U^{\text{opt}} - U^* \leq \frac{B}{V}, \quad (28)$$

⁵It is the right-side term of (25) by removing the expectation operation.

⁶A network-only algorithm makes offloading decision, downloading decision, caching decision, and computing resource allocation decision at each time slot only according to current task arrival and service information.

which shows that the gap can be arbitrarily small by choosing the V value. With the solution of problem $\mathcal{P}2$, denote $Q_j^*(t)$ as the queue backlog for service type j at time slot t . The upper bound on long-term average queue backlogs of all services is

$$\lim_{T \rightarrow \infty} \frac{1}{T} \sum_{t=0}^{T-1} \sum_{j \in \mathcal{J}} \mathbb{E}[Q_j^*(t)] \leq \frac{B + V(U^{opt} - U_\epsilon)}{\epsilon}, \quad (29)$$

which shows that the long-term average queue backlogs of all services increase at most linearly as V rises.

Proof. The proof is inspired by the proof of [14, Theorem 4.2] and we omit the proof. \square

IV. ONLINE INTEGRATED OPTIMIZATION-DRL METHOD FOR PROBLEM $\mathcal{P}2$

Problem $\mathcal{P}2$ is temporally decoupled but still intractable. Due to constrains (4), (5), and (6), terms $g_1(\mathbf{z}(t))$, $g_2(\mathbf{y}(t))$, and $g_3(\mathbf{x}(t), \mathbf{f}(t))$ in problem $\mathcal{P}2$ are coupled to each other. Moreover, the caching decisions in $g_1(\mathbf{z}(t))$ are coupled due to the storage capacity constraint (2). Similar to the analysis in Section II-D, problem $\mathcal{P}2$ is NP-hard.

DRL stands as a classical method for addressing decision-making problems without knowledge of future information in dynamic environments [11]. Consequently, the joint optimization problem $\mathcal{P}2$ in MEC networks with dynamic tasks and services probably might be able to be effectively solved via a DRL-based method. However, applying a DRL algorithm directly may not lead to a satisfactory solution for problem $\mathcal{P}2$ due to the following reason. Because of the dynamic size of service data and limited storage capacity of ES, there are a number of valid combinations of downloading and caching decisions and the combinations change over time, which poses a significant challenge on DRL algorithms to devise the optimal combination that effectively accommodates the storage constraint [15].

Therefore, we do not employ DRL algorithms to directly address downloading and caching decisions. Instead, we resort to the QCQP transformation and the SDR method to derive a rough idea of downloading and caching decisions. With the QCQP transformation and SDR method, an effective solution with low-complexity can be provided as a rough idea. Based on the rough idea, we use a DRL algorithm to obtain final decisions including offloading decision, downloading decision, caching decision, and computing resource allocation decision. We refer to our proposed method as the online integrated optimization-DRL (OIODRL) for solving the temporally decoupled NP-hard problem $\mathcal{P}2$. This method comprises an optimization stage including the QCQP transformation and the SDR method, and a learning stage including the DRL algorithm.

A. Optimization Stage: QCQP Transformation and SDR

In the optimization stage, we first simplify problem $\mathcal{P}2$, and then transform it into a QCQP problem and then relax the QCQP problem into a semidefinite programming (SDP) problem via the SDR method for providing a rough idea of downloading and caching decisions.

For presentation simplicity, we omit the time symbol t from notations such as $y_j(t)$, $z_j(t)$, and replace $z_j(t-1)$ with z_j' . Besides, we define the notations below. Let \mathbf{e}_i denote an I -element unit column vector with the i -th element being 1 and other elements being 0, and \mathbf{G}_i denote an $I \times I$ matrix with the i -th diagonal element being 1 and other elements being 0. Let $\mathbf{0}_{a \times b}$ denote an $a \times b$ matrix with all elements being 0, and $\mathbf{1}_{a \times b}$ denote an $a \times b$ matrix with all elements being 1. We use $\mathbf{b}(n)$ to denote the n -th element of vector \mathbf{b} and $\mathbf{B}(n, m)$ to denote the (n, m) -th entry of matrix \mathbf{B} .

1) *Problem Simplification:* We have the following lemma.

Lemma 2. *In the optimal solution of problem $\mathcal{P}2$, we have the following three cases for any service $j \in \mathcal{J}$: (i) when $z_j' = 0$, then $y_j = z_j$; (ii) when $z_j' = 1$ and $V\lambda_p p_j - H_j < 0$, then $y_j = z_j$; (iii) when $z_j' = 1$ and $V\lambda_p p_j - H_j \geq 0$, then $y_j = 0$.*

Proof. According to (4), we have case (i). If $V\lambda_p p_j - H_j < 0$, then downloading or refreshing service j brings a positive gain to the objective function of problem $\mathcal{P}2$. Besides, due to constraint (5), service j can be downloaded or refreshed (i.e., $y_j = 1$) when and only when service j is cached (i.e., $z_j = 1$). Thus, if service j has been cached at the previous time slot (i.e., $z_j' = 1$), then service j should be removed (i.e., $y_j = 0, z_j = 0$) or should continuous to be cached while refreshed (i.e., $y_j = 1, z_j = 1$) to minimize the objective function in problem $\mathcal{P}2$, which yields case (ii). Similar to case (ii), if $V\lambda_p p_j - H_j \geq 0$, downloading or refreshing service j would not bring a positive gain. Thus, if service j has been cached at the previous time slot (i.e., $z_j' = 1$), then service j should be removed (i.e., $y_j = 0, z_j = 0$) or should continuous to be cached while not refreshed (i.e., $y_j = 0, z_j = 1$), leading to case (iii). \square

Here, we consider the term $g_1(\mathbf{z}(t)) + g_2(\mathbf{y}(t))$ in the objective function of problem $\mathcal{P}2$. Specifically, if case (i) or (ii) in Lemma 2 is satisfied, we have $g_1(\mathbf{z}(t)) + g_2(\mathbf{y}(t)) = \sum_{j \in \mathcal{J}} V\lambda_p p_j z_j$; if case (iii) in Lemma 2 is satisfied, we have $g_1(\mathbf{z}(t)) + g_2(\mathbf{y}(t)) = \sum_{j \in \mathcal{J}} H_j z_j$. Hence, $g_1(\mathbf{z}(t)) + g_2(\mathbf{y}(t))$ can be replaced by $\sum_{j \in \mathcal{J}} \mathcal{G}_j z_j$, in which \mathcal{G}_j is defined as

$$\mathcal{G}_j = \begin{cases} V\lambda_p p_j, & \text{if case (i) or (ii) in Lemma 2 is satisfied,} \\ H_j, & \text{if case (iii) in Lemma 2 is satisfied.} \end{cases}$$

With this replacing, we can eliminate y_j in problem $\mathcal{P}2$.

2) *QCQP Transformation:* To transform problem $\mathcal{P}2$ into a QCQP problem, we introduce an auxiliary variable denoted as \bar{D}_{ij}^e , and let $\bar{\mathbf{D}}^e(t) \triangleq [\bar{D}_{ij}^e]_{i \in \mathcal{I}, j \in \mathcal{J}}$ and $\Lambda_{ij} \triangleq \lambda_D \bar{D}_{ij}^{ec} + \lambda_D \bar{D}_{ij}^e + \lambda_c \lambda_s S_{ij}^u$ for brevity. Then, problem $\mathcal{P}2$ is equivalent to problem $\mathcal{P}2.1$ as

$$\mathcal{P}2.1: \quad \min_{\substack{\mathbf{x}(t), \mathbf{z}(t), \\ \mathbf{f}(t), \bar{\mathbf{D}}^e(t)}}} \sum_{j \in \mathcal{J}} [\mathcal{G}_j z_j - V(\sum_{i \in \mathcal{I}} \Lambda_{ij} x_{ij} - \lambda_D \bar{D}_{ij}^e)]$$

$$\text{s.t. } (2), (6), (8), (15b),$$

$$x_{ij}, z_j \in \{0, 1\}, \quad \forall i, j, \quad (30a)$$

$$\frac{Y_{ij}}{f_{ij}^e} x_{ij} \leq \bar{D}_{ij}^e, \quad \forall i, j. \quad (30b)$$

Next, we rewrite the objective function of problem $\mathcal{P}2.1$ in the following vector form:

$$\sum_{j \in \mathcal{J}} (\mathbf{b}_j^P)^T \mathbf{v}_j,$$

where $\mathbf{v}_j \triangleq [z_j, x_{1j}, \dots, x_{Ij}, f_{1j}, \dots, f_{Ij}, \bar{D}_{1j}^e, \dots, \bar{D}_{Ij}^e]^T$, $\mathbf{b}_j^P \triangleq [\mathcal{G}_j, -V\Lambda_{1j}, \dots, -V\Lambda_{Ij}, \mathbf{0}_{1 \times I}, V\lambda_D \cdot \mathbf{1}_{1 \times I}]^T$, and superscript $(\cdot)^T$ means transpose operation.

In problem $\mathcal{P}2.1$, constraint (6) can be rewritten as

$$(\mathbf{b}_i^{xz})^T \mathbf{v}_j \leq 0, \quad \forall i, j,$$

where $\mathbf{b}_i^{xz} \triangleq [-1, \mathbf{e}_i^T, \mathbf{0}_{1 \times 2I}]^T$, and constraints (2) and (8) can be rewritten as

$$\sum_{j \in \mathcal{J}} (\mathbf{b}_j^s)^T \mathbf{v}_j \leq S, \quad \sum_{j \in \mathcal{J}} (\mathbf{b}_j^f)^T \mathbf{v}_j \leq F,$$

where $\mathbf{b}_j^s \triangleq [S_j, \mathbf{0}_{3 \times I}]^T$, $\mathbf{b}_j^f \triangleq [\mathbf{0}_{1+1 \times I}, \mathbf{1}_{1 \times I}, \mathbf{0}_{1 \times I}]^T$. As for constraint (30a), we rewrite it as $x_{ij}(1 - x_{ij}) = 0$, $z_j(1 - z_j) = 0$, $\forall i, j$, which is equivalent to

$$(\mathbf{b}_i^x)^T \mathbf{v}_j - \mathbf{v}_j^T \mathbf{B}_i^x \mathbf{v}_j = 0, \quad (\mathbf{b}_i^z)^T \mathbf{v}_j - \mathbf{v}_j^T \mathbf{B}_i^z \mathbf{v}_j = 0, \quad \forall i, j,$$

where $\mathbf{b}_i^x \triangleq [0, \mathbf{e}_i^T, \mathbf{0}_{2 \times I}]^T$, $\mathbf{b}_i^z \triangleq [1, \mathbf{0}_{3 \times I}]^T$,

$$\mathbf{B}_i^x \triangleq \begin{bmatrix} 0 & \mathbf{0}_{1 \times I} & \mathbf{0}_{1 \times 2I} \\ \mathbf{0}_{I \times 1} & \mathbf{G}_i & \mathbf{0}_{I \times 2I} \\ \mathbf{0}_{2I \times 1} & \mathbf{0}_{2I \times I} & \mathbf{0}_{2I \times 2I} \end{bmatrix}, \quad \mathbf{B}_i^z \triangleq \begin{bmatrix} 1 & \mathbf{0}_{1 \times 3I} \\ \mathbf{0}_{3I \times 1} & \mathbf{0}_{3I \times 3I} \end{bmatrix}.$$

The auxiliary variable constraint (30b) is rewritten as

$$(\mathbf{b}_{ij}^e)^T \mathbf{v}_j - \mathbf{v}_j^T \mathbf{B}_i^e \mathbf{v}_j \leq 0, \quad \forall i, j,$$

where $\mathbf{b}_{ij}^e \triangleq [0, Y_{ij} \mathbf{e}_i^T, \mathbf{0}_{2 \times I}]^T$,

$$\mathbf{B}_i^e \triangleq \begin{bmatrix} \mathbf{0}_{(I+1) \times (I+1)} & \mathbf{0}_{(I+1) \times I} & \mathbf{0}_{(I+1) \times I} \\ \mathbf{0}_{I \times (I+1)} & \mathbf{0}_{I \times I} & \frac{1}{2} \mathbf{G}_i \\ \mathbf{0}_{I \times (I+1)} & \frac{1}{2} \mathbf{G}_i & \mathbf{0}_{I \times I} \end{bmatrix}.$$

By defining vector $\mathbf{u}_j \triangleq [\mathbf{v}_j^T, 1]^T$, for $j \in \mathcal{J}$, problem $\mathcal{P}2.1$ is transformed into an equivalent QCQP problem $\mathcal{P}2.2$ as

$$\mathcal{P}2.2: \quad \min_{\{\mathbf{u}_j\}} \sum_{j \in \mathcal{J}} \mathbf{u}_j^T \mathbf{F}_j^P \mathbf{u}_j$$

$$\text{s.t.} \quad \mathbf{u}_j^T \mathbf{F}_j^{xz} \mathbf{u}_j \leq 0, \quad \forall j, \quad (31a)$$

$$\sum_{j \in \mathcal{J}} \mathbf{u}_j^T \mathbf{F}_j^s \mathbf{u}_j \leq S, \quad (31b)$$

$$\sum_{j \in \mathcal{J}} \mathbf{u}_j^T \mathbf{F}_j^f \mathbf{u}_j \leq F, \quad (31c)$$

$$\mathbf{u}_j^T \mathbf{F}_i^\sigma \mathbf{u}_j = 0, \quad \sigma \in \{x, z\}, \quad \forall i, j, \quad (31d)$$

$$\mathbf{u}_j^T \mathbf{F}_{ij}^e \mathbf{u}_j \leq 0, \quad \forall i, j, \quad (31e)$$

$$\mathbf{u}_j \succeq 0, \quad \forall j, \quad (31f)$$

where $\mathbf{F}_j^\rho \triangleq \begin{bmatrix} \mathbf{0}_{(3I+1) \times (3I+1)} & \frac{1}{2} \mathbf{b}_j^\rho \\ \frac{1}{2} (\mathbf{b}_j^\rho)^T & 0 \end{bmatrix}$, $\rho \in \{P, s, f\}$,

$$\mathbf{F}_i^{xz} \triangleq \begin{bmatrix} \mathbf{0}_{(3I+1) \times (3I+1)} & \frac{1}{2} \mathbf{b}_i^{xz} \\ \frac{1}{2} (\mathbf{b}_i^{xz})^T & 0 \end{bmatrix}, \quad \mathbf{F}_{ij}^e \triangleq \frac{1}{2} \begin{bmatrix} -2\mathbf{B}_i^e & \mathbf{b}_{ij}^e \\ (\mathbf{b}_{ij}^e)^T & 0 \end{bmatrix},$$

$$\mathbf{F}_i^\sigma \triangleq \frac{1}{2} \begin{bmatrix} -2\mathbf{B}_i^\sigma & \mathbf{b}_i^\sigma \\ (\mathbf{b}_i^\sigma)^T & 0 \end{bmatrix}, \quad \sigma \in \{x, z\}.$$

3) *Semidefinite Relaxation*: Problem $\mathcal{P}2.2$ is still NP-hard. To get an approximate solution, we adopt the SDR method. In problem $\mathcal{P}2.2$, we have several notations in the format of $\mathbf{u}_j^T \mathbf{F}_j \mathbf{u}_j$ with \mathbf{F} denote a $(3I+2) \times (3I+2)$ matrix. By defining $\mathbf{U}_j \triangleq \mathbf{u}_j \mathbf{u}_j^T$, $\mathbf{u}_j^T \mathbf{F}_j \mathbf{u}_j$ can be rewritten as

$$\mathbf{u}_j^T \mathbf{F}_j \mathbf{u}_j = \text{Tr}(\mathbf{F}_j \mathbf{U}_j),$$

where $\text{Tr}(\cdot)$ means trace operation and $\text{rank}(\mathbf{U}_j) = 1$. Ignoring rank constraint $\text{rank}(\mathbf{U}_j) = 1$, we relax problem $\mathcal{P}2.2$ to an SDP problem $\mathcal{P}3$ as

$$\mathcal{P}3: \quad \min_{\{\mathbf{U}_j\}} \sum_{j \in \mathcal{J}} \text{Tr}(\mathbf{F}_j^P \mathbf{U}_j)$$

$$\text{s.t.} \quad \text{Tr}(\mathbf{F}_j^{xz} \mathbf{U}_j) \leq 0, \quad \forall j, \quad (32a)$$

$$\sum_{j \in \mathcal{J}} \text{Tr}(\mathbf{F}_j^s \mathbf{U}_j) \leq S, \quad (32b)$$

$$\sum_{j \in \mathcal{J}} \text{Tr}(\mathbf{F}_j^f \mathbf{U}_j) \leq F, \quad (32c)$$

$$\text{Tr}(\mathbf{F}_i^\sigma \mathbf{U}_j) = 0, \quad \sigma \in \{x, z\}, \quad \forall i, j, \quad (32d)$$

$$\text{Tr}(\mathbf{F}_{ij}^e \mathbf{U}_j) \leq 0, \quad \forall i, j, \quad (32e)$$

$$\text{Tr}(\mathbf{F}_j^z \mathbf{U}_j) \leq 1, \quad \forall j, \quad (32f)$$

$$\mathbf{U}_j(3I+2, 3I+2) = 1, \quad \forall j, \quad (32g)$$

$$\mathbf{U}_j \succeq 0, \quad \forall j, \quad (32h)$$

$$\text{where } \mathbf{F}_j^z \triangleq \frac{1}{2} \begin{bmatrix} 0 & \mathbf{0}_{1 \times 3I} & 1 \\ \mathbf{0}_{3I \times 1} & \mathbf{0}_{3I \times 3I} & \mathbf{0}_{3I \times 1} \\ 1 & \mathbf{0}_{1 \times 3I} & 0 \end{bmatrix}.$$

We can efficiently solve problem $\mathcal{P}3$ in polynomial time using SDP optimization toolboxes, e.g., YALMIP, SeDuMi. Denote the optimal solution of problem $\mathcal{P}3$ as $\{\mathbf{U}_j^{\text{sdp}}\}$. Then, from the solution $\{\mathbf{U}_j^{\text{sdp}}\}$ of problem $\mathcal{P}3$ and Lemma 2, we can obtain a rough idea of downloading and caching decisions for problem $\mathcal{P}2.2$ (also for problems $\mathcal{P}2$, $\mathcal{P}2.1$) as follows.

Specifically, problem $\mathcal{P}3$ is a relaxed version of problem $\mathcal{P}2.2$ since the rank constraint is discarded from problem $\mathcal{P}3$. Thus, the solution provided in problem $\mathcal{P}3$ may be infeasible in problem $\mathcal{P}2.2$ (also in problems $\mathcal{P}2$, $\mathcal{P}2.1$). From the definition $\mathbf{U}_j \triangleq \mathbf{u}_j \mathbf{u}_j^T$ and constraint $\mathbf{U}_j(3I+2, 3I+2) = 1$, we can obtain that the last row of \mathbf{U}_j equals \mathbf{u}_j , i.e., $\mathbf{U}_j(3I+2, n) = \mathbf{u}_j(n)$, $\forall j \in \mathcal{J}, n \in \{1, \dots, 3I+2\}$. Based on this, let $\mathbf{u}_j^{\text{sdp}}(n) \triangleq \mathbf{U}_j^{\text{sdp}}(3I+2, n)$, $\forall j, n$, and we can recover caching decision z_j from $\mathbf{u}_j^{\text{sdp}}(1) = \mathbf{U}_j^{\text{sdp}}(3I+2, 1)$ and then obtain downloading decision y_j according to Lemma 2.

Remark 1. In problem $\mathcal{P}2.2$ (and problems $\mathcal{P}2$, $\mathcal{P}2.1$), offloading decision x_{ij} and caching decision z_j are binary (i.e., $x_{ij}, z_j \in \{0, 1\}$, $\forall i, j$). However, based on the solution $\{\mathbf{U}_j^{\text{sdp}}\}$ of problem $\mathcal{P}3$, the obtained solutions x_{ij} and z_j are continuous values with range $[0, 1]$, $\forall i, j$. The reason is given below.

From semidefinite constraint (32h) in problem $\mathcal{P}3$, matrix $\mathbf{U}_j^{\text{sdp}}$ is symmetric and $\mathbf{U}_j^{\text{sdp}}(n, n) \geq 0$, $\forall j, n$. Then, we have $\mathbf{u}_j^{\text{sdp}}(n) = \mathbf{U}_j^{\text{sdp}}(3I+2, n) = \mathbf{U}_j^{\text{sdp}}(n, 3I+2)$, $\forall j, n$. Due to the discarded rank constraint, constraint $\mathbf{u}_j(n)^2 = \mathbf{U}_j(n, n)$ is removed, thus constraint (32d) only ensures that $\mathbf{u}_j^{\text{sdp}}(n) =$

$\mathbf{U}_j^{\text{sdp}}(n, n) \geq 0, \forall j, n$ rather than $\mathbf{u}_j^{\text{sdp}}(n) = \mathbf{u}_j^{\text{sdp}}(n)^2, \forall j, n$, i.e., x_{ij} and z_j are non-negative but not necessarily binary. Together with constraints (32a) and (32f), we have $x_{ij} \leq z_j$ and $z_j \leq 1, \forall i, j$, and thus $x_{ij}, z_j \in [0, 1], \forall i, j$.

Recall that we use the optimization stage to obtain a rough idea of caching and downloading decisions $z_j, y_j, \forall j$. Since y_j can be obtained from z_j according to Lemma 2, we only focus on z_j here. As the obtained solutions z_j 's are continuous values, we treat the obtained solution z_j as the probability to cache service j . According to the obtained z_1, z_2, \dots, z_J (the probabilities of caching the J services), we take K samples of caching decisions. In each sample, we have J binary caching decisions for the J services, and further check the feasibility, i.e., whether or not the caching decisions violate the storage capacity constraint. If the sample is not feasible, we randomly select a cached service of this sample (e.g., service j with $z_j = 1$ in the sample) and remove it (i.e., set $z_j = 0$ in the sample). We repeat the feasibility checking and remove until eventually the storage capacity constraint is satisfied. Then we get the corresponding downloading decisions for the sample.

As a summary, at the end of the optimization stage, we get K samples, and in each sample, we have downloading and caching decisions for each service, which are denoted as $\tilde{y}_j(t)$ and $\tilde{z}_j(t)$. Besides, denote the K samples of $\tilde{y}_j(t)$ and $\tilde{z}_j(t)$ for all services as $\tilde{\mathbf{y}}(t)$ and $\tilde{\mathbf{z}}(t)$. $\tilde{\mathbf{y}}(t)$ and $\tilde{\mathbf{z}}(t)$ are our rough idea about downloading and caching decisions and are input to the next stage, i.e. the learning stage.

B. Learning Stage: Clip-PPO2

With the rough idea from the optimization stage, the system evolution over time slots can be modeled as a Markov decision process (MDP), which has four basic elements as follows:

- *Agent*: In the considered MEC system, the ES is regarded as an agent. The agent continues interacting with the environment of system. The agent gets an observation of the system state over each time slot and takes an action according to its policy. The system environment provides the agent with a reward after the action taking. Then the system state transits to next state at next time slot. The agent tries to learn the optimal policy for obtaining more rewards.
- *State space*: The state describes the status of the stochastic and dynamic MEC system. Accordingly, we define the state at time slot t as $s_t \triangleq [\boldsymbol{\xi}(t), \boldsymbol{\zeta}(t), \mathbf{z}(t-1), \mathbf{O}(t), \tilde{\mathbf{y}}(t), \tilde{\mathbf{z}}(t)]$, in which $\boldsymbol{\xi}(t) \triangleq [S_{ij}^u(t), S_{ij}^d(t), Y_{ij}(t)]_{i \in \mathcal{I}, j \in \mathcal{J}}$ denotes the task information, $\boldsymbol{\zeta}(t) \triangleq [S_j(t), p_j^p(t), p_j^c(t)]_{j \in \mathcal{J}}$ denotes the service attribution, $\mathbf{z}(t-1)$ denotes the service caching status (i.e., the caching decisions of time slot $t-1$), $\mathbf{O}(t)$ denotes the AoI observation mentioned in Section III-B, and $\tilde{\mathbf{y}}(t)$ and $\tilde{\mathbf{z}}(t)$ are given by the optimization stage.
- *Action space*: The action describes the agent's (ES's) decisions. The action at time slot t is defined as $a_t \triangleq [\mathbf{x}(t), \mathbf{y}(t), \mathbf{z}(t), \mathbf{f}(t)]$, which includes offloading decision $\mathbf{x}(t)$, downloading decision $\mathbf{y}(t)$, caching decision $\mathbf{z}(t)$, and computing rate allocation decision $\mathbf{f}(t)$. a_t is the final decision that will be taken by the agent.

- *Reward function*: The reward function evaluates the system's actions. Since the objective function of problem $\mathcal{P}2$ is to minimize the cost, we intuitively set the negative of problem $\mathcal{P}2$'s objective function as the reward. Thus, the reward after taking action a_t under state s_t at time slot t is defined as $r(s_t, a_t) \triangleq -[g_1(\mathbf{z}(t)) + g_2(\mathbf{y}(t)) - g_3(\mathbf{x}(t), \mathbf{f}(t))]$. Recall that, $\tilde{\mathbf{y}}(t)$ and $\tilde{\mathbf{z}}(t)$ in state s_t are the rough idea, while $\mathbf{y}(t)$ and $\mathbf{z}(t)$ in action a_t are the final decisions. So the reward function is based on $\mathbf{y}(t)$ and $\mathbf{z}(t)$ rather than $\tilde{\mathbf{y}}(t)$ and $\tilde{\mathbf{z}}(t)$.

To solve problem $\mathcal{P}2$, we will solve the MDP problem by maximizing the reward. To this end, DRL algorithms are powerful tools, such as deep Q-network (DQN), REINFORCE, advantage actor-critic (A2C), and proximal policy optimization (PPO). DQN is not suitable for our problem since it is an off-policy algorithm which is prone to overestimation bias [16] especially in our stochastic and dynamic MEC system. Thus, DQN can lead to suboptimal policies and slow convergence. REINFORCE, which is an on-policy and policy-based algorithm, may also be inappropriate to solve our problem, since it may suffer from high variance [17] when learning complex policies in our complex MEC system. A2C is a combined value-based and policy-based algorithm and may be unstable in the training process especially in our MEC system with high-dimensional state space and complex dynamics. On the other hand, PPO is more reliable than policy-based algorithms, and when using clipped objective functions, it can enhance stability, prevent significant performance degradation, and is easy for implementation [18, 19]. Therefore, we propose to use the clip-PPO2 algorithm (a kind of PPO algorithms) to solve the MDP problem in the learning stage of OIODRL. For simplicity, PPO refers to clip-PPO2 in the sequel.

The adopted PPO algorithm is based on an actor-critic architecture [18], containing three modules: *actor network* that outputs a policy, *critic network* that evaluates the policy, and *updating network* that improves the actor and critic networks.

1) *Actor network*: The actor network is utilized to output the policy for the system actions. The actor network comprises of a deep neural network (DNN), an action mask, and an optimization module, as follows.

- *DNN*: At each time slot t , the DNN receives the input, i.e., state s_t .⁷ Note that, in s_t , $\tilde{\mathbf{y}}(t)$ and $\tilde{\mathbf{z}}(t)$ includes the K groups of rough ideas of downloading and caching decisions for all services. Then the DNN performs forward propagation to output K groups of the probability of offloading decisions. To output the probability of offloading decisions, the sigmoid activation function is utilized in the output layer of DNN. Then the K groups of the probability of offloading decisions are mapped to K groups of binary offloading decisions by sampling the offloading decisions with the probability values. Thus, the DNN of the actor network can be expressed as $\pi_\theta : s_t \mapsto x_{ij}(t), \forall i, j$, where θ means the parameters of DNN. The DNN outputs totally I binary offloading

⁷From s_t , the DNN only takes the task information $\boldsymbol{\xi}(t)$ and the rough idea of downloading and caching decisions $\tilde{\mathbf{y}}(t), \tilde{\mathbf{z}}(t)$, but does not take $\boldsymbol{\zeta}(t), \mathbf{z}(t-1), \mathbf{O}(t)$, since $\tilde{\mathbf{y}}(t)$ and $\tilde{\mathbf{z}}(t)$ already contain the information of $\boldsymbol{\zeta}(t), \mathbf{z}(t-1), \mathbf{O}(t)$.

decisions for the I users, since at each time slot, each user only requests one service type.

- **Action mask:** However, the offloading decision should satisfy constraint (6), which means that the ES can process a task only when it has cached the associated service data. To guarantee constraint (6) is always satisfied, the action mask is applied to the offloading decision as follows:

$$x_{ij}(t) \leftarrow x_{ij}(t)\tilde{z}_j(t), \forall i, j.$$

- **Optimization module:** The purpose of the optimization module is to obtain computing rate decisions $f_{ij}^e(t)$. Specifically, given the binary decisions $\tilde{y}_j(t)$, $\tilde{z}_j(t)$, $x_{ij}(t)$, we solve problem $\mathcal{P}2$ to get $f_{ij}^e(t)$ as follows. Since $g_1(\mathbf{z}(t))$ and $g_2(\mathbf{y}(t))$ in problem $\mathcal{P}2$ are independent of $f_{ij}^e(t)$ and only term $\frac{Y_{ij}(t)}{f_{ij}^e(t)}x_{ij}(t)$ in $g_3(\mathbf{x}(t), \mathbf{f}(t))$ is related to $f_{ij}^e(t)$, problem $\mathcal{P}2$ is equivalent to

$$\begin{aligned} \min_{\mathbf{f}(t)} \quad & \sum_{i \in \mathcal{I}} \sum_{j \in \mathcal{J}} \frac{Y_{ij}(t)}{f_{ij}^e(t)} x_{ij}(t) \\ \text{s.t.} \quad & (8), (15b), \end{aligned}$$

which is a convex optimization problem. By using the Lagrange multiplier method, a closed-form solution for the above problem can be obtained as

$$f_{ij}^e(t) = \frac{\sqrt{Y_{ij}(t)x_{ij}(t)}}{\sum_{i \in \mathcal{I}} \sum_{j \in \mathcal{J}} \sqrt{Y_{ij}(t)x_{ij}(t)}} F. \quad (33)$$

Then, we obtain K groups of decisions $\tilde{y}_j(t)$, $\tilde{z}_j(t)$, $x_{ij}(t)$, $f_{ij}^e(t)$. Then, we pick up the group that maximizes reward function $r(s_t, a_t)$ as the final action. Besides, with the rough idea given by the optimization stage and this optimization module, the DNN of actor network can reduce the number of output decisions from $2J + I + IJ$ decisions (for $\tilde{y}_j(t)$, $\tilde{z}_j(t)$, $x_{ij}(t)$, $f_{ij}^e(t)$) to I decisions (only for $x_{ij}(t)$).

2) *Critic Network:* The critic network estimates the *state value* of system states. Here for a state, the state value describes the expected subsequent cumulative reward of the system as evolving from the state. The critic network consists of a DNN with the same structure as the actor network except for the output layer. The DNN receives the input state, say s_t , and outputs the estimated state value, which is defied as $v_\phi : s_t \mapsto v_\phi(s_t)$, and ϕ is the parameters of DNN.

3) *Updating Network:* The updating network is utilized to train the DNNs' parameters in the actor and critic networks. The training process is shown as follows. The agent interacts with the environment continuously using the policy given by the actor network and wins the reward from the environment, and then the environment evolves to the next state. During the interaction of each time slot, the corresponding state, action, reward, and next state are stored as a *transition* in the *replay buffer*. After every N episodes, we sample a batch of transitions from the replay buffer to update the networks. Given the transitions, the critic network estimates the state value and calculates the *advantage*, and the actor network outputs the new policy. Specifically, the advantage characterizes whether

the action is better or worse than the default behavior of the policy. The generalized advantage estimation (GAE) [20] is adopted to construct the advantage function, which facilitates the variance reduction and training stability. The advantage at time slot t is denoted as $\hat{R}(t)$ and given by

$$\hat{R}(t) = \sum_{l=0}^{T-1-t} (\gamma\lambda)^l \hat{\delta}(t+l), \quad (34)$$

where $\gamma \in [0, 1]$ is the discount factor in the discounted cumulative reward, $\lambda \in [0, 1]$ is the parameter that enables bias-variance tradeoff, and $\hat{\delta}(\cdot)$ is the temporal difference (TD) error [21] and given by $\hat{\delta}(t) = r(s_t, a_t) + \gamma v_{\hat{\phi}}(s_{t+1}) - v_{\hat{\phi}}(s_t)$, where $\hat{\phi}$ denotes the DNN's parameters of last training round.

Based on this, the loss function is constructed to update the actor and critic networks. We have the actor loss, denoted as $l_t^{\text{act}}(\theta)$, and the critic loss, denoted as $l_t^{\text{cri}}(\phi)$, respectively.

Specifically, the actor loss $l_t^{\text{act}}(\theta)$ contains the clip loss, denoted as $l_t^{\text{clip}}(\theta)$, and the entropy bonus, denoted as $l_t^{\text{ent}}(\theta)$. Let $\pi_\theta(x_{ij}|s_t)$ denote the probability of outputting offloading decision x_{ij} given state s_t under policy π_θ , and $\hat{\theta}$ denote the DNN's parameters of the actor network in the last training round. We define the probability ratio as $\varphi_t(\theta) \triangleq \frac{\pi_\theta(x_{ij}|s_t)}{\pi_{\hat{\theta}}(x_{ij}|s_t)}$ that describes the ratio between the new policy and old policy, and thus $\varphi_t(\hat{\theta}) = 1$. Then, the clip loss $l_t^{\text{clip}}(\theta)$ is given by

$$l_t^{\text{clip}}(\theta) = \mathbb{E}[\min\{\varphi_t(\theta)\hat{R}(t), \text{clip}(\varphi_t(\theta), 1 - \epsilon_\pi, 1 + \epsilon_\pi)\hat{R}(t)\}],$$

where $\text{clip}(\varphi_t(\theta), 1 - \epsilon_\pi, 1 + \epsilon_\pi)$ is the clip function that truncates $\varphi_t(\theta)$ between the range $[1 - \epsilon_\pi, 1 + \epsilon_\pi]$, and $\epsilon_\pi \in [0, 1]$ is the hyperparameter that adjusts the clip range. The clip loss is designed to maximize the advantage while preventing the policy updates from drifting beyond a predetermined interval. Next, the entropy bonus $l_t^{\text{ent}}(\theta)$ is defined as

$$l_t^{\text{ent}}(\theta) = - \sum_{x_{ij} \in \{0,1\}, i \in \mathcal{I}, j \in \mathcal{J}} \mathbb{E}[\pi_\theta(x_{ij}|s_t) \ln \pi_\theta(x_{ij}|s_t)],$$

which is the entropy of the action distribution. The maximization of entropy bonus encourages policies to be more stochastic, promotes exploration, and prevents premature convergence to suboptimal policies. Then, $l_t^{\text{act}}(\theta)$ is expressed as

$$l_t^{\text{act}}(\theta) = l_t^{\text{clip}}(\theta) + \beta l_t^{\text{ent}}(\theta), \quad (35)$$

where β is the hyperparameter for the entropy bonus.

In addition, we also utilize a clip function to construct the critic loss $l_t^{\text{cri}}(\phi)$. We denote the clipped state value under state s_t as $v_\phi^{\text{clip}}(s_t)$, which is expressed as

$$v_\phi^{\text{clip}}(s_t) = v_{\hat{\phi}}(s_t) + \text{clip}(v_\phi(s_t) - v_{\hat{\phi}}(s_t), -\epsilon_v, \epsilon_v),$$

where $\text{clip}(v_\phi(s_t) - v_{\hat{\phi}}(s_t), -\epsilon_v, \epsilon_v)$ limits the gap between the new state value and the old state value to be within range $(-\epsilon_v, \epsilon_v)$, and $\epsilon_v > 0$ is the hyperparameter determining the clip range. In this way, the variability can be reduced during the training of the critic network. Then, we denote the target state value under state s_t as $v_\phi^{\text{tar}}(s_t)$, which is the sum of previously estimated state value and the advantage, and is given by $v_\phi^{\text{tar}}(s_t) = v_{\hat{\phi}}(s_t) + \hat{R}(t)$. For reducing the estimation error, we construct the critic loss $l_t^{\text{cri}}(\phi)$ as the following

squared error loss:

$$l_t^{\text{cri}}(\phi) = \mathbb{E}[\max\{(v_\phi(s_t) - v_\phi^{\text{tar}}(s_t))^2, (v_\phi^{\text{clip}}(s_t) - v_\phi^{\text{tar}}(s_t))^2\}]. \quad (36)$$

Next, we perform multi-step stochastic gradient ascent for the actor loss $l_t^{\text{act}}(\theta)$ and multi-step stochastic gradient descent for the critic loss $l_t^{\text{cri}}(\phi)$, respectively. After the training, the actor network can be applied to output offloading decision $\mathbf{x}(t)$, downloading decision $\mathbf{y}(t)$, caching decision $\mathbf{z}(t)$, and computing rate allocation decision $\mathbf{f}(t)$.

V. EXPERIMENTAL RESULTS

In this section, we conduct simulations for performance evaluation of the proposed OIODRL method. All simulations are conducted on a Pytorch 2.1.2 platform with an Intel Core i7-13700K 3.40 GHz CPU and 32.0 GB memory.

A. Parameter Setting

In simulations, we consider that the length of each time slot is 15 min and totally we simulate 1152 time slots (12 days). There are totally 10 service types and 5 users. The data size of service is uniformly distributed from 2 GB to 6 GB, the purchasing price of a service is uniformly distributed in $[1, 50]$ unit, and the refreshing price of a service is set to be one-tenth of the purchasing price of the service. For each task from users, the data size follows the truncated Gaussian distribution from 500 MB to 2 GB, and the data size of task processing result is one-tenth that of the task data size. Each byte of task requires 330 CPU cycles for processing. By default, the storage capacity and computing capacity of the ES is 16 GB and 5.4×10^9 Hz, respectively. The transmission rate between the ES and the CS is 25 MB/s. The computing rate allocated by the CS to each task is 2×10^9 Hz.

Besides, for each service, the CS receives an update at each time slot with 25% probability, and the services are updated independently from each other. Moreover, the threshold value of the long-term average AoI (A_j^{max}) is set to be uniformly distributed in $[5, 10]$ time slots by default. Besides, we set the Lyapunov parameter V to 1 by default and set the cost weights $\lambda_D = 0.1$, $\lambda_c = 1$, $\lambda_p = 1$, $\lambda_s = 10$.

In the proposed OIODRL method, we use the same structure of DNNs in both the actor and critic networks. The adopted DNN consists of 9 full connected layers with 2048×2048 neurons in the largest layer, and uses GELU activation function and dropout method with probability 50% as a regularization technique and to avoid co-adaptation of neurons. The parameters in the advantage calculation of (34) are set to $\gamma = 0.8$ and $\lambda = 0.95$, the clip rates ϵ_π in $l_t^{\text{clip}}(\theta)$ and ϵ_v in $v_\phi^{\text{clip}}(s_t)$ are both set to 0.2. During the training process, the batch size is 256, and the initial learning rate is 1×10^{-3} and gradually decays to 1×10^{-4} . Besides, the Adam optimizer is used when the actor and critic networks are updated.

B. Verification of Advantage of PPO Algorithm

To illustrate the superiority of the PPO algorithm in the proposed OIODRL, we implement the following DRL algorithms to replace the PPO algorithm in our OIODRL method:

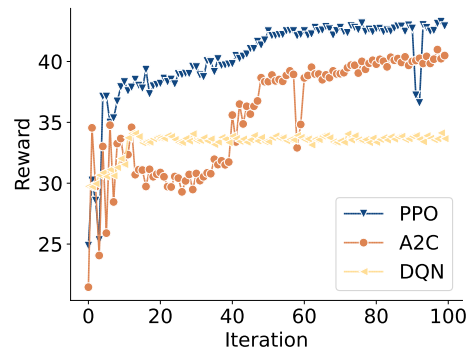


Fig. 2. Learning curves with different DRL algorithms.

- *Advantage actor critic (A2C)* [22]: The structure of the A2C algorithm is the same as that of the PPO algorithm in our proposed OIODRL. To implement A2C, the loss function of the actor network in (35) is replaced by

$$l_t^{\text{act}}(\theta) = \mathbb{E}[\log \pi_\theta(x_{ij}|s_t) \hat{R}(t)] + \beta l_t^{\text{ent}}(\theta),$$

which contains the advantage-based loss and the entropy bonus, and the loss function of the critic network in (36) is replaced by

$$l_t^{\text{cri}}(\phi) = \mathbb{E}[(v_\phi(s_t) - v_\phi^{\text{tar}}(s_t))^2].$$

- *Deep Q-network (DQN)* [23]: The DQN algorithm uses a neural network to estimate the action-value function, which is called a Q-network. The loss function of the Q-network at time slot t , denoted as l_t^{DQN} , is give by

$$l_t^{\text{DQN}} = \mathbb{E}[r(s_t, a_t) + \rho \max_{a_{t+1}} Q(s_{t+1}, a_{t+1}) - Q(s_t, a_t)],$$

where $\rho \in [0, 1]$ is the discount factor of future rewards and designed to be the same as γ in (34), and $Q(s, a)$ is the action-value function given state s and action a .

Fig. 2 shows the learning curves of OIODRL with PPO, A2C, and DQN. PPO, A2C, and DQN converge at around 50, 80, and 20 iterations, respectively. Compared with A2C, PPO converges to a higher reward and is more stable in learning process. Compared with DQN, PPO achieves a much higher reward.

C. Performance Evaluation

To demonstrate the performance of our proposed OIODRL, we use the following benchmark methods for comparison. Note that the benchmark methods use the same approaches as ours to get the downloading decision and computing rate allocation decision, i.e., by Lemma 2 and (33), respectively. Thus, the benchmark and OIODRL methods are different in making caching decision and offloading decision.

- *OPTIMAL*: An exhaustive search method is used to obtain the optimal caching decision and offloading decision for problem $\mathcal{P}2$ with time complexity $\mathcal{O}(2^{N+M})$.
- *PPO-only*: This method only adopts the PPO algorithm without the optimization stage to solve problem $\mathcal{P}2$. The structure of PPO-only is similar to that of the PPO algorithm used in OIODRL, except that the PPO-only has

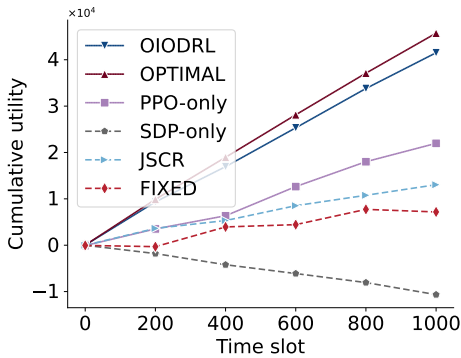


Fig. 3. The performance of utility with different methods.

two actor networks, in charge of caching decisions and offloading decisions, respectively. The loss functions of the actor network for offloading decisions and the critic network are given by (35) and (36), respectively. The loss function of the actor network for caching decisions is similar to (35), which is denoted as $l'_t(\theta)$ and given by

$$l'_t(\theta) = \mathbb{E}[\min\{\varphi'_t(\theta)\hat{R}(t), \text{clip}(\varphi'_t(\theta), 1 - \epsilon_\pi, 1 + \epsilon_\pi)\hat{R}(t)\} - \beta \sum_{z_j \in \{0,1\}, j \in \mathcal{J}} \pi_\theta(z_j|s_t) \ln \pi_\theta(z_j|s_t)],$$

where $\varphi'_t(\theta) \triangleq \frac{\pi_\theta(z_j|s_t)}{\pi_{\hat{\theta}}(z_j|s_t)}$ is the probability ratio between the new policy and old policy of caching decisions.

- *SDP-only*: This method only uses SDR method without the learning stage to solve problem $\mathcal{P}2$. The solution of problem $\mathcal{P}3$ via an SDP optimization toolbox is probably infeasible according to Lemma 1. The infeasible caching decisions and offloading decisions are rounded to binary decisions, and then constraints (2) and (6) are verified. If the caching decisions exceed the storage capacity, a cached service is randomly selected to be removed until constraint (2) is satisfied. If constraint (6) is not satisfied, set the corresponding offloading decision to 0.
- *Joint service caching, computation offloading and resource allocation (JSCR) [24]*: JSCR adopts the SDR method and rounding down to obtain a feasible solution, and then uses the alternating optimization method to further find a better solution.
- *FIXED*: This method caches the fixed service types and processes the tasks of fixed service types at the ES, regardless of the system state. In the subsequent simulations, FIXED always caches services 1 and 2, and processes tasks 1 and 2 at the ES, by default.

The performance of cumulative utility with different methods is shown in Fig. 3. The proposed OIODRL performs similarly to the OPTIMAL and outperforms the others. It can be seen that PPO-only or SDP-only cannot achieve the best performance. Besides, JSCR performs better than SDP-only, indicating that the alternating optimization method used in JSCR indeed improves the performance of SDR method while still not enough. FIXED always makes fixed decisions and is not intelligent, and thus, obtains a low utility.

Fig. 4(a) shows the impact of V (the weight parameter

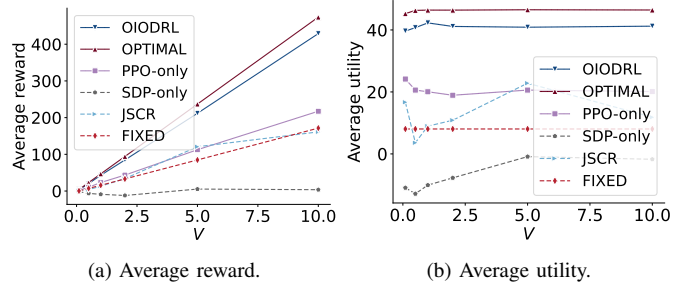


Fig. 4. The impact of V on the reward and utility.

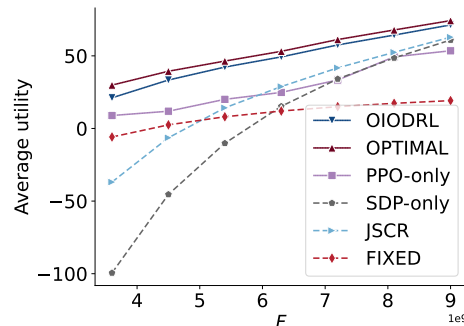


Fig. 5. The impact of F on the utility.

in Lyapunov drift-plus-penalty function) on the reward with different methods. With the increasing of V , the rewards of all methods increase, since more rewards are assigned to the utility. OIODRL performs similarly to OPTIMAL and outperforms other benchmark methods. Fig. 4(b) shows the impact of V on the utility with different methods. It can be seen that at the beginning of V increase (more emphasis on the utility), both OPTIMAL and OIODRL show a brief increase on the utility. After $V = 1$, they both converge. Therefore, we set the default value of V to 1. FIXED always chooses the same strategy regardless of V , which results in the same low utility. PPO-only, SDP-only, and JSCR are not stable when V increases.

In Fig. 5 shows the impact of F (the computing capacity of the ES) on the utility with different methods. As F increases, the utilities of all methods increase, since the ES is more powerful to process the assigned tasks and the process delay is reduced. For every F value, OIODRL performs similarly to OPTIMAL and outperforms other benchmark methods.

Fig. 6 shows the impact of S (the storage capacity of the ES) on the utility with different methods. OIODRL performs close to OPTIMAL, and they achieve the best utilities. Note that the performance of OPTIMAL remains stable as S increases. This stability is due to the fact that while S increases without a corresponding increase in F , even if the ES has more storage capacity for caching services, it lacks sufficient computing resources to process the associated tasks. Then, OPTIMAL will not cache more services as S increases. OIODRL performs similarly with a very slight decrease. For PPO-only, a larger storage capacity may provide more exploration for a better utility. For SDP-only and JSCR, they cache more services

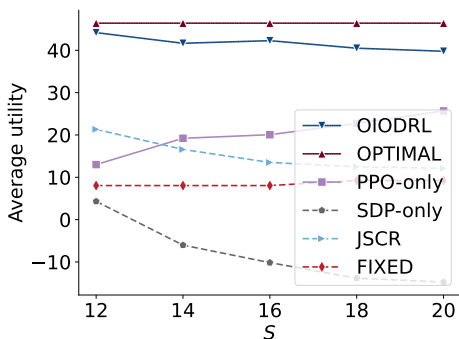


Fig. 6. The impact of S on the utility.

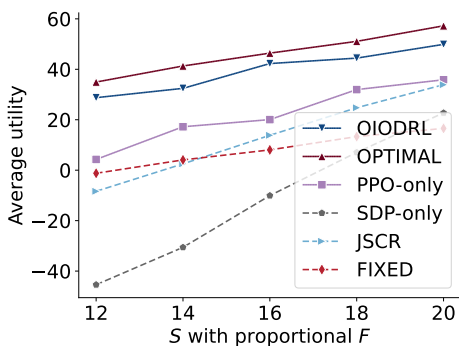


Fig. 7. The impact of S with proportional F on the utility.

when S increases, and then process more tasks at the ES with insufficient computing resources, which leads to performance degradation.

Fig. 7 shows the impact of S with proportional F (i.e., S and F vary with the same factor) on the utility with different methods. With increased storage capacity and computing capacity of the ES, the performance of all methods improves. Furthermore, the performance of OIODRL consistently approaches that of OPTIMAL and surpasses those of the other methods.

VI. CONCLUSION

In this paper, we provide online low-latency and fresh services to users in MEC networks. Different from existing works, we consider the freshness of cached edge services. This problem is formulated as a joint online long-term optimization problem, which is non-convex and NP-hard. To manage online provisioning without future system information, we propose a Lyapunov-based online framework that decouples the long-term optimization problem into a number of per-time-slot subproblems. For each temporally decoupled subproblem, we propose the OIODRL method, which combines the advantages of optimization techniques and DRL algorithms. Extensive simulations demonstrate the advantages and superiority of OIODRL compared to other DRL algorithms and benchmark methods.

REFERENCES

[1] L. Qin, H. Lu, Y. Lu, C. Zhang, and F. Wu, "Joint optimization of base station clustering and service caching in user-centric mec," *IEEE Trans. Mob. Comput.*, vol. 23, no. 5, pp. 6455–6469, 2024.

[2] Q. Xia, W. Ren, Z. Xu, X. Wang, and W. Liang, "When edge caching meets a budget: Near optimal service delivery in multi-tiered edge clouds," *IEEE Trans. Serv. Comput.*, vol. 15, no. 6, pp. 3634–3648, 2022.

[3] Z. Xu *et al.*, "Energy-aware collaborative service caching in a 5g-enabled mec with uncertain payoffs," *IEEE Trans. Commun.*, vol. 70, no. 2, pp. 1058–1071, 2022.

[4] C. Hou, C. Zhou, Q. Huang, and C. Yan, "Cache control of edge computing system for tradeoff between delays and cache storage costs," *IEEE Trans. Autom. Sci. Eng.*, vol. 21, no. 1, pp. 827–843, 2024.

[5] H. Yan *et al.*, "Customer centric service caching for intelligent cyber-physical transportation systems with cloud-edge computing leveraging digital twins," *IEEE Trans. Consum.*, vol. 70, no. 1, pp. 1787–1797, 2024.

[6] X. Xu, Z. Liu, M. Bilal, S. Vimal, and H. Song, "Computation offloading and service caching for intelligent transportation systems with digital twin," *IEEE Trans. Intell. Transp. Syst.*, vol. 23, no. 11, pp. 20757–20772, 2022.

[7] X. Dai *et al.*, "Task offloading for cloud-assisted fog computing with dynamic service caching in enterprise management systems," *IEEE Trans. Industr. Inform.*, vol. 19, no. 1, pp. 662–672, 2023.

[8] J. Yan, S. Bi, L. Duan, and Y.-J. A. Zhang, "Pricing-driven service caching and task offloading in mobile edge computing," *IEEE Trans. Wireless Commun.*, vol. 20, no. 7, pp. 4495–4512, 2021.

[9] J. Chen, H. Xing, X. Lin, A. Nallanathan, and S. Bi, "Joint resource allocation and cache placement for location-aware multi-user mobile-edge computing," *IEEE Internet Things J.*, vol. 9, no. 24, pp. 25698–25714, 2022.

[10] W. Chu, X. Jia, Z. Yu, J. C. Lui, and Y. Lin, "Joint service caching, resource allocation and task offloading for mec-based networks: A multi-layer optimization approach," *IEEE Trans. Mob. Comput.*, vol. 23, no. 4, pp. 2958–2975, 2024.

[11] H. Zhou, Z. Zhang, Y. Wu, M. Dong, and V. C. M. Leung, "Energy efficient joint computation offloading and service caching for mobile edge computing: A deep reinforcement learning approach," *IEEE Trans. Green Commun. Netw.*, vol. 7, no. 2, pp. 950–961, 2023.

[12] W. Fan *et al.*, "Joint task offloading and service caching for multi-access edge computing in wifi-cellular heterogeneous networks," *IEEE Trans. Wireless Commun.*, vol. 21, no. 11, pp. 9653–9667, 2022.

[13] Z. Xue, C. Liu, C. Liao, G. Han, and Z. Sheng, "Joint service caching and computation offloading scheme based on deep reinforcement learning in vehicular edge computing systems," *IEEE Trans. Veh. Technol.*, vol. 72, no. 5, pp. 6709–6722, 2023.

[14] M. Neely, *Stochastic Network Optimization with Application to Communication and Queueing Systems*. Morgan & Claypool, 2010, vol. 3.

[15] S. Huang and S. Ontaño, "A closer look at invalid action masking in policy gradient algorithms," *arXiv preprint arXiv:2006.14171*, 2020.

[16] O. Anschel, N. Baram, and N. Shimkin, "Averaged-dqn: Variance reduction and stabilization for deep reinforcement learning," in *International Conference on Machine Learning*, 2017, pp. 176–185.

[17] G. Tucker, A. Mnih, C. J. Maddison, J. Lawson, and J. Sohl-Dickstein, "Rebar: Low-variance, unbiased gradient estimates for discrete latent variable models," in *Advances in Neural Information Processing Systems*, vol. 30, 2017.

[18] J. Schulman, F. Wolski, P. Dhariwal, A. Radford, and O. Klimov, "Proximal policy optimization algorithms," *arXiv preprint arXiv:1707.06347*, 2017.

[19] W. Xu, J. Yu, Y. Wu, and D. H.-K. Tsang, "Joint channel estimation and reinforcement-learning-based resource allocation of intelligent-reflecting-surface-aided multicell mobile edge computing," *IEEE Internet Things J.*, vol. 11, no. 7, pp. 11862–11875, 2024.

[20] J. Schulman, P. Moritz, S. Levine, M. Jordan, and P. Abbeel, "High-dimensional continuous control using generalized advantage estimation," *arXiv preprint arXiv:1506.02438*, 2015.

[21] R. S. Sutton and A. G. Barto, *Reinforcement Learning: An Introduction*. Cambridge, MA: MIT Press, 1998.

[22] V. Mnih, A. P. Badia, M. Mirza, A. Graves, T. Lillicrap, T. Harley, D. Silver, and K. Kavukcuoglu, "Asynchronous methods for deep reinforcement learning," in *International Conference on Machine Learning*, 2016, pp. 1928–1937.

[23] V. Mnih *et al.*, "Playing atari with deep reinforcement learning," *arXiv preprint arXiv:1312.5602*, 2013.

[24] G. Zhang *et al.*, "Joint service caching, computation offloading and resource allocation in mobile edge computing systems," *IEEE Trans. Wireless Commun.*, vol. 20, no. 8, pp. 5288–5300, 2021.