

Soft Decision Decoding of Recursive Plotkin Constructions Based on Hidden Code Words

Martin Bossert, *Fellow, IEEE*

Abstract

The Plotkin construction combines two codes to a code of doubled length. It can be applied recursively. The class of Reed–Muller (RM) codes is a particular example. Also, a special class of generalized concatenated codes (GCC) can be described as recursive Plotkin construction. Exploiting a property of the code words constructed by the recursive Plotkin construction, we present novel soft-decision decoders. These are based on the decoding of hidden code words which are inherent contained in the constructed code words and can be uncovered by adding particular parts of the overall code word. The main idea is to use more than one decoding variant where each variant starts with the decoding of a different hidden code word. The final decoding decision selects the best of the decisions of the used variants. The more variants are used the closer the performance gets to the maximum-likelihood (ML) decoding performance. This is verified by an ML-bound for the cases where the ML performance is not known. The decoding algorithms use only additions, comparisons, and sign operations. Further, due to the recursive structure, only relatively short codes have to be decoded, thus, the decoding complexity is very low. In addition, we introduce two novel classes of half-rate codes based on recursive Plotkin constructions with RM codes.

I. INTRODUCTION AND NOTATIONS

Even though the history of error-correcting codes and their decoding lasts already for decades, there is still the need for codes which have low complexity and good performance decoding methods. Some part of the history was dominated by iterative decoding methods which possess good performance but also have a large complexity and often a varying decoding time. Recently, Reed–Muller (RM) codes became of interest again since they can be decoded with low complexity and show a relatively good performance. RM codes can be constructed by a recursive Plotkin construction. However, the construction is more general and not limited to RM codes. A set of component codes is combined according to the Plotkin construction to obtain the overall code word of a recursive Plotkin construction. The addition of particular parts of the overall code word uncovers a code word of some component code which we call a hidden code word. We present here a novel decoding strategy for recursive Plotkin code constructions which uses these hidden code words. Starting the decoding with a particular hidden code word leads to one decoding variant. We use different variants and the final decoding decision is the best decoding decision of the used variants which is decided by calculating the correlation of the decision with the received vector. Due to the random nature of a channel the hidden code words have different channel situations and thus, some have a better situation than others. Having decoded a hidden code word correctly the remaining recursive decoding steps benefit from error cancellation due to the fact that the hidden code word is known. The variants are independent of each other and can be calculated in parallel. The more variants are used the

closer the performance approaches the maximum-likelihood (ML) decoding performance. Due to the recursive structure we have to decode only relatively short codes or codes with small dimension. This can be done by calculating the correlation which all code words and has still low complexity since a correlation needs only additions. In fact, all other operations used need also only sign operations, comparison and additions of real numbers which supports the low decoding complexity.

We will recall the related literature. The Plotkin construction was introduced by Plotkin [3] in 1960 and can be used to create longer codes by combination of shorter codes. Among others, a recursive construction of Reed–Muller (RM) codes is possible. RM codes were introduced by Muller [1] in 1954 and in the same year Reed [2] published a decoding scheme. The number of publications which describe decoders for RM codes is huge and therefore we will restrict to particular literature. Namely, to those which are based on a recursive structure where the involved component codes are codes which could be used also independent of the recursion. Recursive decoding with soft-decision for first order RM codes (simplex codes) was presented in [5] in 1985. Then, two years later in 1987, a correlation decoder which uses the recursive structure of RM codes was described in [6]. Both of this early recursive decoders were restricted to relatively short lengths. In 1995, a decoding method for RM codes [7] was published where the RM code was split into two RM codes (according to the Plotkin construction) and each of the two RM codes was split again into two RM codes and so on. The decoding was done if one of the splitted codes was a repetition or a parity-check code. The idea used in [7] was based on generalized code concatenation (GCC) [4] from the year 1974. However, the decoding had a very low decoding complexity but also a performance which was much worse than ML. In the dissertation [11] from 2002, among others, also recursive decoding methods for RM codes are studied, however, the decoding performance was also worse than ML decoding. In 2006, a decoding method was published [12] which used recursive lists and shows very good performance. Since several lists are necessary, the complexity increases rapidly. Another decoder which is based on the automorphism group of RM codes was published in 2021 [13]. In fact, the used permutations exploit the random nature of the channel since the decoders face different channel situations, but in a different way than the novel decoding strategy we will present here. In [14] from 2021, Plotkin constructions with BCH codes are studied which already shows that the construction is not limited to RM codes only and that the BCH codes give better results than the RM codes. In 2022, a recursive decoder [15] was published which starts the decoding with the larger rate code in a Plotkin construction. Since several decoding trials are made by flipping unreliable bits it is mainly suited for small minimum distances.

We introduce a few necessary definitions and notations. Let \mathbb{F}_2 be the binary field and \mathbb{F}_2^n the n -dimensional binary vector space. We restrict to binary linear codes $\mathcal{C}(n, k, d) \subseteq \mathbb{F}_2^n$ which are linear k -dimensional subspaces where n is the length, k the dimension, and d the minimum distance of the code. For a code word $\mathbf{c} \in \mathcal{C}$ the norm is the Hamming weight $\text{wt}(\mathbf{c})$ which is the number of ones in the vector. The metric is the Hamming distance $\text{dist}(\mathbf{a}, \mathbf{b}) = \text{wt}(\mathbf{a} + \mathbf{b})$. The minimum distance d of a code is the smallest Hamming distance between any two different code words which for linear codes is identical to the smallest weight of the nonzero code words. A binary symbol is transmitted over a binary symmetric channel (BSC) and with probability p the bit is flipped from 0 to 1 or from 1 to 0. Thus, with probability $1 - p$ the transmission of

a binary symbol is error free. Transmitting a code word of length n over a BSC the expected number of errors is np . For a code with odd minimum distance d a bounded minimum distance (BMD) decoder can uniquely correct $\tau \leq (d-1)/2$ errors. For soft-decision decoding we use the Gaussian channel and binary phase shift keying (BPSK) which will be introduced in Sec. III.

The remaining paper is organized as follows. In Sec. II we recall the recursive Plotkin construction and introduce the hidden code words. In addition, we relate the construction to RM codes and to GCC. Decoding functions and aspects of soft-decision decoding are treated in Sec. III. ML decoding with correlation and the ML bound are defined. Then, in Sec. IV, we introduce the *join* operation in order to combine blocks of the received vector related to different hidden code words. Then we show that these combinations of blocks cancel errors. Afterwards, 15 decoding variants are introduced based on the decoding functions and structured by the hidden code word of the first decoding step. Finally, the recursive decoding is described. In Sec. V we first introduce some realizations of the decoding functions and then analyze the performance of the variants using a half-rate RM code of length 32. We count the necessary operations to show the complexity of the decoders. In addition, modified code constructions which are not RM codes are introduced and their performance is simulated. Two of these constructions will be generalized to get two new classes of half-rate codes based on RM codes which are not RM codes itself. The performance of recursive decoding is shown in Sec. VI using a half-rate RM code of length 128 which will be decoded by decoding code words of length 8. Additionally, we show the performance of representatives of the novel code classes. Finally, it is shown that the algorithms perform well also for low- and high-rate codes. At the end, we give some conclusions and mention some open problems.

II. THE PLOTKIN CONSTRUCTION

The original Plotkin construction [3] from 1960 combines two codes which we will denote by \mathcal{C}_0 and \mathcal{C}_1 . These codes are combined to a code \mathcal{C} of double length by choosing two code words $\mathbf{u}_0 \in \mathcal{C}_0$ and $\mathbf{u}_1 \in \mathcal{C}_1$ and appending the code word $\mathbf{u}_0 + \mathbf{u}_1$ to the code word \mathbf{u}_0 which results in the code word $\mathbf{c} = |\mathbf{u}_0|\mathbf{u}_0 + \mathbf{u}_1|$ of the new code \mathcal{C} . The following known Theorem gives the parameters of the resulting code \mathcal{C} . There exist various proofs, however, here we have chosen one which gives insight into the presented decoding strategy.

Theorem 1 (Plotkin Construction): Let $\mathcal{C}_0(n, k_0, d_0)$ and $\mathcal{C}_1(n, k_1, d_1)$ be two binary linear component codes. Then, the code $\mathcal{C} = \{\mathbf{c} = |\mathbf{u}_0|\mathbf{u}_0 + \mathbf{u}_1| : \mathbf{u}_0 \in \mathcal{C}_0, \mathbf{u}_1 \in \mathcal{C}_1\}$ has length $2n$, dimension $k = k_0 + k_1$, and minimum distance $d = \min\{2d_0, d_1\}$.

PROOF. The length $2n$ and the dimension $k = k_0 + k_1$ are obvious. In order to prove the minimum distance we will describe a possible decoder of \mathcal{C} . Assume $\mathbf{c} \in \mathcal{C}$ was transmitted over a BSC and $\mathbf{r} = \mathbf{c} + \mathbf{e}$ was received. Knowing that $\mathbf{c} = |\mathbf{u}_0|\mathbf{u}_0 + \mathbf{u}_1|$ we can split the error in two halves $\mathbf{e} = |\mathbf{e}_0|\mathbf{e}_1|$, thus, $\mathbf{r} = |\mathbf{u}_0 + \mathbf{e}_0|\mathbf{u}_0 + \mathbf{u}_1 + \mathbf{e}_1|$. Adding the left to the right half we get

$$\mathbf{u}_0 + \mathbf{e}_0 + \mathbf{u}_0 + \mathbf{u}_1 + \mathbf{e}_1 = \mathbf{u}_1 + \mathbf{e}_0 + \mathbf{e}_1.$$

Since $\text{wt}(\mathbf{e}) = \text{wt}(\mathbf{e}_0) + \text{wt}(\mathbf{e}_1) \geq \text{wt}(\mathbf{e}_0 + \mathbf{e}_1)$ a BMD decoder can decode \mathbf{u}_1 correctly if the number of errors $\tau = \text{wt}(\mathbf{e}) \leq \frac{d_1-1}{2}$ and thus, we know \mathbf{u}_1 and the minimum distance d is d_1 for this step of decoding.

Now, we can add the decoded \mathbf{u}_1 to the right half of \mathbf{r} and get $\mathbf{u}_0 + \mathbf{e}_1$. Therefore, we have the two vectors

$$\mathbf{u}_0 + \mathbf{e}_0 \quad \text{and} \quad \mathbf{u}_0 + \mathbf{e}_1$$

which is the same code word \mathbf{u}_0 disturbed in the left vector by \mathbf{e}_0 and in the right by \mathbf{e}_1 . Now, we assume that $\tau = \text{wt}(\mathbf{e}) = d_0 - 1$ errors have occurred and d_0 is even. Let j be the number of errors in the left part. For the case $j < d_0 - 1 - j$ the left part contains $j = 0, 1, \dots, < \frac{d_0-1}{2}$ errors. Thus, the decoder for the left part can find the correct \mathbf{u}_0 , since the decoder for the right part needs to correct with at least $\geq j + 1$ errors to find a valid code word with weight $\geq d_0$. This follows from the known fact that the error on the channel added to the estimated error by the decoder is a code word of the used code, thus, the sum of the weights of both must be at least d_0 . So if we decide for the decoder which corrects the smaller number of errors we have \mathbf{u}_0 . In the second case when $j > d_0 - 1 - j$ the right decoder finds the correct \mathbf{u}_0 since the decoder for the left part needs at least to correct with $\geq j + 1$ errors. The same arguments hold if $\tau = \text{wt}(\mathbf{e}) < d_0 - 1$. A code which can correct $d_0 - 1$ errors uniquely has minimum distance $2d_0$.

A. Recursive Plotkin Construction

It is known that the Plotkin construction can be applied recursively [9]. We recall the recursion in order to introduce the double Plotkin construction. Given are four component codes $\mathcal{C}_0, \mathcal{C}_1, \mathcal{C}_2$, and \mathcal{C}_3 and the two Plotkin constructions $|\mathbf{u}_0|\mathbf{u}_0 + \mathbf{u}_1|$ and $|\mathbf{u}_2|\mathbf{u}_2 + \mathbf{u}_3|$. If we apply the Plotkin construction for these two codes we get a code of length $4n$

$$|\mathbf{u}_0|\mathbf{u}_0 + \mathbf{u}_1|\mathbf{u}_0 + \mathbf{u}_2|\mathbf{u}_0 + \mathbf{u}_1 + \mathbf{u}_2 + \mathbf{u}_3|. \quad (1)$$

which we refer to as double Plotkin construction. This can be continued to get a triple Plotkin construction using a second double Plotkin constructed code and so on. Any double Plotkin construction can be viewed as a Plotkin construction. However, a Plotkin construction can only be viewed as a double Plotkin construction if the component codes are Plotkin constructions themselves.

Example 1 (Recursive Plotkin Construction): We use the binary component codes $\mathcal{C}_0(8, 7, 2)$, $\mathcal{C}_1(8, 4, 4)$, $\mathcal{C}_2(8, 4, 4)$, and $\mathcal{C}_3(8, 1, 8)$. In a first step we use the Plotkin construction for the two code words \mathcal{C}_0 and \mathcal{C}_1 and for the codes \mathcal{C}_2 and \mathcal{C}_3 which gives the two code words

$$\mathbf{v}_0 = |\mathbf{u}_0|\mathbf{u}_0 + \mathbf{u}_1| \quad \text{and} \quad \mathbf{v}_1 = |\mathbf{u}_2|\mathbf{u}_2 + \mathbf{u}_3|.$$

Now we use the Plotkin construction for these two code words which results in the code word

$$|\mathbf{v}_0|\mathbf{v}_0 + \mathbf{v}_1| = |\mathbf{u}_0|\mathbf{u}_0 + \mathbf{u}_1|\mathbf{u}_0 + \mathbf{u}_2|\mathbf{u}_0 + \mathbf{u}_1 + \mathbf{u}_2 + \mathbf{u}_3|$$

which is a code word of the code $\mathcal{C}(32, 16, 8)$, since according to Theorem 1 the code $|\mathbf{u}_0|\mathbf{u}_0 + \mathbf{u}_1|$ has the parameters $(16, 11, 4)$ and the code $|\mathbf{u}_2|\mathbf{u}_2 + \mathbf{u}_3|$ has the parameters $(16, 5, 8)$. A Plotkin construction of these two codes gives $\mathcal{C}(32, 16, 8)$.

In a recursive Plotkin construction, when the used codes have certain subcode properties, there exist different hidden code words of the used codes which are not only \mathbf{u}_1 , \mathbf{u}_2 , and \mathbf{u}_3 . These

hidden code words can be uncovered when combining the four blocks in different ways which is shown in the following lemma.

Lemma 1 (Hidden Code Words): Given a double Plotkin construction with the component codes $\mathcal{C}_0, \mathcal{C}_2 \subseteq \mathcal{C}_1$, and $\mathcal{C}_3 \subset \mathcal{C}_2$ and a code word

$$\mathbf{c} = |\mathbf{u}_0|\mathbf{u}_0 + \mathbf{u}_1|\mathbf{u}_0 + \mathbf{u}_2|\mathbf{u}_0 + \mathbf{u}_1 + \mathbf{u}_2 + \mathbf{u}_3| = |\mathbf{a}_0|\mathbf{a}_1|\mathbf{a}_2|\mathbf{a}_3|$$

then the uncovered code word $\mathbf{a}_0 + \mathbf{a}_1 + \mathbf{a}_2 + \mathbf{a}_3$ is from code \mathcal{C}_3 . The two uncovered code words $\mathbf{a}_0 + \mathbf{a}_2$ and $\mathbf{a}_1 + \mathbf{a}_3$ are from the code \mathcal{C}_2 and the four uncovered code words $\mathbf{a}_0 + \mathbf{a}_1$, $\mathbf{a}_0 + \mathbf{a}_3$, $\mathbf{a}_1 + \mathbf{a}_2$, $\mathbf{a}_2 + \mathbf{a}_3$ are from the code \mathcal{C}_1 . In case of $\mathcal{C}_1 = \mathcal{C}_2$ all six code words are from this code. If additionally $\mathcal{C}_1 \subset \mathcal{C}_0$ all blocks \mathbf{a}_i are from code \mathcal{C}_0 .

PROOF. The code word $\mathbf{a}_0 + \mathbf{a}_2 = \mathbf{u}_2$ is from \mathcal{C}_2 . The code word $\mathbf{a}_1 + \mathbf{a}_3 = \mathbf{u}_2 + \mathbf{u}_3$ is from \mathcal{C}_2 , since $\mathcal{C}_3 \subset \mathcal{C}_2$. The code word $\mathbf{a}_0 + \mathbf{a}_1 = \mathbf{u}_1$ is from the code \mathcal{C}_1 . The code word $\mathbf{a}_0 + \mathbf{a}_3 = \mathbf{u}_1 + \mathbf{u}_2 + \mathbf{u}_3$ is also from \mathcal{C}_1 , since $\mathcal{C}_3 \subset \mathcal{C}_2 \subseteq \mathcal{C}_1$. The code word $\mathbf{a}_1 + \mathbf{a}_2 = \mathbf{u}_1 + \mathbf{u}_2$ is from the same code, since $\mathcal{C}_2 \subseteq \mathcal{C}_1$. Finally, $\mathbf{a}_2 + \mathbf{a}_3 = \mathbf{u}_1 + \mathbf{u}_3$ is from \mathcal{C}_1 because $\mathcal{C}_3 \subset \mathcal{C}_1$. Since all code words are either from \mathcal{C}_1 or \mathcal{C}_2 they are all from the same code if $\mathcal{C}_1 = \mathcal{C}_2$. When $\mathcal{C}_1 \subset \mathcal{C}_0$ then $\mathbf{u}_0 \in \mathcal{C}_0$, $\mathbf{u}_0 + \mathbf{u}_1 \in \mathcal{C}_0$, $\mathbf{u}_0 + \mathbf{u}_2 \in \mathcal{C}_0$ because $\mathcal{C}_2 \subseteq \mathcal{C}_1$, and $\mathbf{u}_0 + \mathbf{u}_1 + \mathbf{u}_2 + \mathbf{u}_3 \in \mathcal{C}_0$. According to the construction of the code words of a double Plotkin construction $\mathbf{a}_0 + \mathbf{a}_1 + \mathbf{a}_2 + \mathbf{a}_3 = \mathbf{u}_3$ is from code \mathcal{C}_3 .

The following example illustrates this lemma.

Example 2 (Hidden Code Words): Again we consider the four binary codes $\mathcal{C}_0(8, 7, 2)$, $\mathcal{C}_1(8, 4, 4)$, $\mathcal{C}_2(8, 4, 4)$, and $\mathcal{C}_3(8, 1, 8)$ and the double Plotkin construction

$$|\mathbf{u}_0|\mathbf{u}_0 + \mathbf{u}_1|\mathbf{u}_0 + \mathbf{u}_2|\mathbf{u}_0 + \mathbf{u}_1 + \mathbf{u}_2 + \mathbf{u}_3|.$$

Adding the first to the third block and the second to the fourth one corresponds to the Plotkin construction and we get $|\mathbf{u}_2|\mathbf{u}_2 + \mathbf{u}_3|$ which is a code word from $(16, 5, 8)$. However, we may also add the first to the second and the third to the fourth block and get $|\mathbf{u}_1|\mathbf{u}_1 + \mathbf{u}_3|$ which is also from the code $(16, 5, 8)$. Since the codes \mathcal{C}_1 and \mathcal{C}_2 are identical it is further possible to add the second to the third and the first to the third and we get $|\mathbf{u}_1 + \mathbf{u}_2|\mathbf{u}_1 + \mathbf{u}_2 + \mathbf{u}_3|$ which is again from code $(16, 5, 8)$. Another interpretation are the six code words from code $(8, 4, 4)$ which are obtained by combining any two of the four blocks of the double Plotkin construction. These uncovered code words are \mathbf{u}_1 , \mathbf{u}_2 , $\mathbf{u}_1 + \mathbf{u}_2$, $\mathbf{u}_1 + \mathbf{u}_3$, $\mathbf{u}_2 + \mathbf{u}_3$, and $\mathbf{u}_1 + \mathbf{u}_2 + \mathbf{u}_3$. Since $\mathcal{C}_3 \subset \mathcal{C}_2 = \mathcal{C}_1 \subset \mathcal{C}_0$ each block is a code word from a parity-check code.

The combination of different blocks is the basis for the presented novel decoding strategy. Due to the statistical nature of a channel the number of errors as well as their position is most likely different in any of the four blocks. Especially in the case when each position has a reliability value these values will be different in each of the four blocks which will be exploited by soft-decision decoding later.

Before describing the decoding we will relate the recursive Plotkin construction to binary Reed-Muller (RM) codes and to generalized code concatenation (GCC). The GCC point of view will give insight into the decoding.

B. Reed–Muller Codes

The binary RM codes can be described in many ways and we will use the Plotkin construction recursively to get the codes according to Definition 1 [9, p. 106].

Definition 1 (Binary RM-Code): The RM code $\mathcal{R}(r, m)$ with order r has length $n = 2^m$, dimension $k = 1 + \binom{m}{1} + \binom{m}{2} + \cdots + \binom{m}{r}$ and minimum distance $d = 2^{m-r}$. That is $\mathcal{R}(r, m)$ is a $(2^m, k, 2^{m-r})$ code.

We can use RM codes in the Plotkin construction. If we use $\mathcal{C}_0 = \mathcal{R}(r+1, m)$ and $\mathcal{C}_1 = \mathcal{R}(r, m)$ we get $\mathcal{C} = \mathcal{R}(r+1, m+1)$, thus

$$\mathcal{R}(r+1, m+1) = \{|\mathbf{u}_0| \mathbf{u}_0 + \mathbf{u}_1| : \mathbf{u}_0 \in \mathcal{R}(r+1, m), \mathbf{u}_1 \in \mathcal{R}(r, m)\}.$$

Since $d_0 = 2^{m-r-1}$ and $d_1 = 2^{m-r}$ we get $d = 2^{m-r}$. For the length we get $2 \cdot 2^m = 2^{m+1}$. For the dimension it holds that

$$\binom{m+1}{r+1} = \binom{m}{r+1} + \binom{m}{r}$$

and thus $k = k_0 + k_1$ and the parameters are those of the RM code $\mathcal{R}(r+1, m+1)$. The

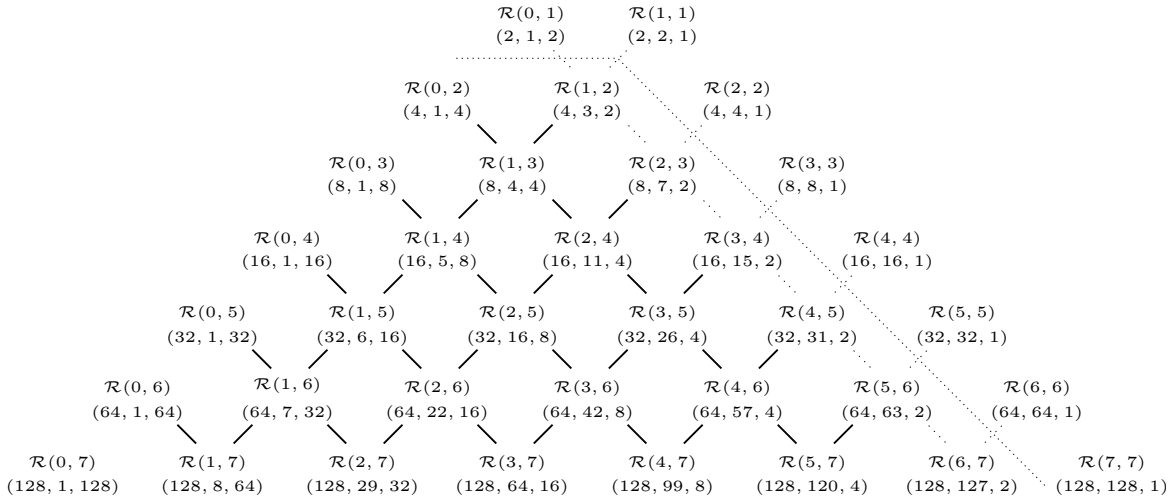


Figure 1. Recursive Plotkin Construction of RM codes

recursive calculation of RM codes up to length 128 is illustrated in Figure 1 [9, p. 106]. The codes $\mathcal{R}(0, m)$ are repetition codes, $\mathcal{R}(1, m)$ are simplex codes, $\mathcal{R}(m-2, m)$ are extended Hamming codes, $\mathcal{R}(m-1, m)$ are parity-check codes, and $\mathcal{R}(m, m)$ are all binary vectors of length 2^m .

Remark 1: The recursive structure of RM codes is the basis for the soft- and hard-decision decoding algorithm given in [7]. A list-decoding extension can be found in [9].

C. Generalized Code Concatenation

The concept of generalized code concatenation (GCC) uses an inner code which is partitioned into subcodes which may have increased minimum distance. Outer codes protect the labeling of this partitioning. Numerous theoretical results exist ([9, pp. 287–389]) and it would be beyond the scope of this paper to explain the theory in detail. However, the connection to the Plotkin constructions gives some insight and the basic idea can be explained by the following example which describes a Plotkin and a double Plotkin construction as GCC.

Example 3 (GCC and Plotkin Construction):

We choose as inner code $\mathcal{B}(2, 2, 1) = \{00, 01, 10, 11\}$ and partition it (as shown in Fig. 2) into two subsets, namely $\{00, 11\}$ and $\{01, 10\}$ where the first set is labeled by a zero and the second by a one. These two subsets can again be partitioned into two vectors labeled again by zero and one. This yields the mapping of the labeling to the vectors: $00 \leftrightarrow 00$, $01 \leftrightarrow 11$, $10 \leftrightarrow 01$, and $11 \leftrightarrow 10$ which corresponds to $u_0|u_0 + u_1$. Now we use the two outer codes $\mathcal{C}_1(4, 1, 4)$ and $\mathcal{C}_0(4, 3, 2)$. The bits $u_{1,i}, i = 0, 1, 2, 3$ of a code word from $\mathcal{C}_1(4, 1, 4)$ are the first labels and the bits $u_{0,i}, i = 0, 1, 2, 3$ of a code word from $\mathcal{C}_0(4, 3, 2)$ are the second labels. Assume the information bits are 1011. First, we encode the two outer codes and get the code words 1111 and 0110 where we used the first information bit for the repetition code and the remaining three for the parity-check code. The labels are now $10 \leftrightarrow 01$, $11 \leftrightarrow 10$, $11 \leftrightarrow 10$, and $10 \leftrightarrow 01$. The code word of the GCC is 01 10 10 01. We map the left of the two bits to $c_0, c_1, c_2, c_3 = 0110$ and the right to $c_4, c_5, c_6, c_7 = 1001$. We see that this is the same code word which we would get by Plotkin construction $\mathbf{c} = |\mathbf{u}_0|u_0 + \mathbf{u}_1|$.

In Fig. 3 the inner code is $\mathcal{B}(4, 4, 1)$ which is partitioned into two subsets containing the vectors of odd and even Hamming weight. Each of these two subsets is again partitioned into two subsets and so on. If the partitioning is done according to $u_0|u_0+u_1|u_0+u_2|u_0+u_1+u_2+u_3$ the last labeling is protected with Hamming distance four. Since we have four labels of the partitioning we need four outer codes. If we choose as outer codes $\mathcal{C}_0 = (8, 7, 2)$, $\mathcal{C}_1 = (8, 4, 4)$, $\mathcal{C}_2 = (8, 4, 4)$ and $\mathcal{C}_3 = (8, 1, 8)$ we get the same code as in Ex. 2.

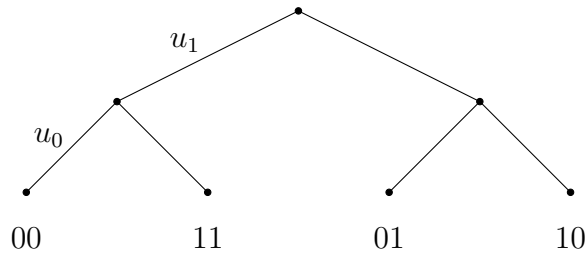


Figure 2. Partitioning of $(2, 2, 1)$

With this example we have shown that GCC with a particular partition of the inner code $\mathcal{B}(2, 2, 1)$ is equivalent to a Plotkin construction. For the inner code $\mathcal{B}(4, 4, 1)$ the GCC is equivalent to a double Plotkin construction. This could be continued for inner codes $\mathcal{B}(2^m, 2^m, 1)$ which are equivalent to recursive Plotkin constructions.

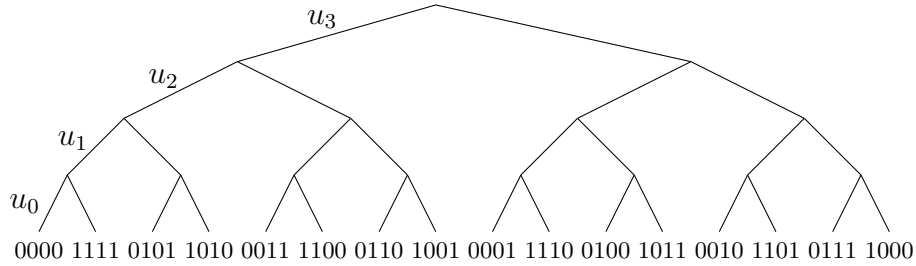


Figure 3. Partitioning of (4, 4, 1)

III. SOFT DECISION DECODING

We use binary phase shift keying (BPSK) and the usual mapping of the binary code symbols $u_i = 0 \leftrightarrow x_i = 1$ and $u_i = 1 \leftrightarrow x_i = -1$, and for vectors $\mathbf{u} \leftrightarrow \mathbf{x}$. In the additive white Gaussian noise (AWGN) channel we receive $y_i = x_i + z_i$ where z_i denotes the Gaussian noise. As usual, the signal-to-noise ratio for information bits in dB is called E_b/N_0 . Then, the signal-to-noise ratio for a code bit in dB is $E_s/N_0 = E_b/N_0 - 10 \cdot \log_{10}(1/R)$ where R is the code rate of the used code. The mean is zero and the variance of the noise is $\sigma^2 = 1/(2 \cdot 10^{E_s/(10N_0)})$. We define the hard decision received vector \mathbf{r} by the mapping $y_i \geq 0 \leftrightarrow r_i = 0$ and $y_i < 0 \leftrightarrow r_i = 1$. The addition of two binary code words is a component-wise multiplication of the BPSK-modulated code words $\mathbf{u}_0 + \mathbf{u}_1 \leftrightarrow \mathbf{x}_0 \mathbf{x}_1$, where

$$\mathbf{x}_0 \mathbf{x}_1 = (x_{0,0}x_{1,0}, x_{0,1}x_{1,1}, \dots, x_{0,n-1}x_{1,n-1}), \quad x_{i,j} = \pm 1.$$

A. Decoding Functions

We need decoders for all codes used in a recursive Plotkin construction. Since we might use a different decoding algorithm for each code, possibly one with the best known performance or one with the lowest complexity, we introduce here decoding functions. With these, we can describe the different decoding variants without details of the used algorithms.

Given a code \mathcal{C} with the BPSK modulated code words $\mathbf{x} \in \mathcal{C}$ and a received vector $\mathbf{y} = \mathbf{x} + \mathbf{z}$, where \mathbf{z} is the noise, we denote the decoding function by

$$\Delta(\mathbf{y}) = \hat{\mathbf{x}}. \quad (2)$$

If $\hat{\mathbf{x}} = \mathbf{x}$, the decoding is correct and otherwise, we have a decoding error. For an ML decoder the probability $P(\hat{\mathbf{x}}|\mathbf{y})$ is the maximum over all probabilities $P(\mathbf{x}|\mathbf{y})$ for all code words $\mathbf{x} \in \mathcal{C}$. We will also use list decoders which are denoted by

$$\Lambda(\mathbf{y}) = \{\hat{\mathbf{x}}_1, \hat{\mathbf{x}}_2, \dots, \hat{\mathbf{x}}_L\}, \quad (3)$$

where the output is a list of L decoding decisions, possibly the ones with the largest probabilities. For list size $L = 1$ we have $\Delta(\mathbf{y}) = \Lambda(\mathbf{y})$.

In addition, we also use an indicator function which indicates whether a vector is a valid code word of a code \mathcal{C}

$$\Gamma(\mathbf{v}) = \begin{cases} 0, & \mathbf{v} \notin \mathcal{C} \\ 1, & \mathbf{v} \in \mathcal{C}. \end{cases} \quad (4)$$

B. Correlation and ML Decoding

Given the modulated code words \mathbf{x} and a received vector \mathbf{y} then the ML decision is equivalent to decide for the code word with the smallest Euclidean distance. However, the squared Euclidean distance can also be used which is defined by

$$d_E^2 = \sum_{i=0}^{n-1} (x_i - y_i)^2 = \sum_{i=0}^{n-1} x_i^2 - 2 \sum_{i=0}^{n-1} x_i y_i + \sum_{i=0}^{n-1} y_i^2. \quad (5)$$

From Eq. (5) it follows that the minimization of the squared Euclidean distance is equivalent to the maximization of the correlation of the received vector \mathbf{y} with all code words \mathbf{x} . The correlation is defined by

$$\Phi(\mathbf{x}, \mathbf{y}) = \sum_{i=0}^{n-1} x_i y_i \quad (6)$$

and has the property $\Phi(\mathbf{x}, \mathbf{y}) = -\Phi(-\mathbf{x}, \mathbf{y})$ which can be exploited in cases where the all-one (modulated the all-minus-one) vector is a valid code word. Any code \mathcal{C} which contains the all one code word can be partitioned into two subsets \mathcal{C}^- and \mathcal{C}^+ such that for any $\mathbf{c} \in \mathcal{C}^-$ the inverted code word is in the other subset $\mathbf{c} + \mathbf{1} \in \mathcal{C}^+$. For the modulated code words \mathbf{x} the inverted code word is $-\mathbf{x}$.

Lemma 2: If a code contains the all-one codeword then maximizing $|\Phi(\mathbf{x}, \mathbf{y})|$ over \mathcal{C}^- is ML decoding. The decoding decision is \mathbf{x}_m if $\Phi(\mathbf{x}_m, \mathbf{y}) > 0$ and $-\mathbf{x}_m$ if $\Phi(\mathbf{x}_m, \mathbf{y}) < 0$.

PROOF. Let $\Phi(\mathbf{x}_m, \mathbf{y})$ be the maximum correlation for $\mathbf{x}_m \in \mathcal{C}$. If $\mathbf{x}_m \in \mathcal{C}^-$ then $|\Phi(\mathbf{x}_m, \mathbf{y})| = \Phi(\mathbf{x}_m, \mathbf{y})$. If $\mathbf{x}_m \in \mathcal{C}^+$ then $|\Phi(\mathbf{x}_m, \mathbf{y})| = -\Phi(\mathbf{x}_m, \mathbf{y})$ due to the property of the correlation $\Phi(\mathbf{x}, \mathbf{y}) = -\Phi(-\mathbf{x}, \mathbf{y})$.

C. ML Decoding Bound

We will use an old result [9, Th. 9.28, p. 384] to simulate a lower bound for ML decoding. Assume that \mathbf{x}_t was transmitted and is known when simulating a decoding algorithm. For a received \mathbf{y} the decoding algorithm decides for $\hat{\mathbf{x}}$. In case $\Phi(\mathbf{x}_t, \mathbf{y}) < \Phi(\hat{\mathbf{x}}, \mathbf{y})$ the decoding is wrong and an ML decoder would also not decode correctly. There could possibly exist other code words than $\hat{\mathbf{x}}$ with larger correlation, however there exists at least one, namely $\hat{\mathbf{x}}$, and the ML decoder will decode wrongly. In case $\Phi(\mathbf{x}_t, \mathbf{y}) > \Phi(\hat{\mathbf{x}}, \mathbf{y})$ we assume that an ML decoder would have decoded correctly which might not be the case since there could possibly exist other code words than the transmitted one with larger correlation. Because of this fact we only obtain a bound based on these considerations. Nevertheless, if the number of incorrectly decoded transmissions of the decoding algorithm coincides with the value of the bound the decoding algorithm has the same performance as ML decoding.

IV. DECODING STRATEGIES FOR PLOTKIN CONSTRUCTIONS

The addition of two binary code words corresponds to a component-wise multiplication of the BPSK modulated code words. For the Plotkin construction we get

$$|\mathbf{u}_0| \mathbf{u}_0 + \mathbf{u}_1| \leftrightarrow |\mathbf{x}_0| \mathbf{x}_0 \mathbf{x}_1|.$$

The addition of the first and the second block becomes a multiplication

$$\mathbf{u}_0 + \mathbf{u}_0 + \mathbf{u}_1 = \mathbf{u}_1 \leftrightarrow \mathbf{x}_0\mathbf{x}_0\mathbf{x}_1 = \mathbf{x}_1,$$

since $\mathbf{x}_0\mathbf{x}_0 = (1, 1, \dots, 1)$. Transmitting the modulated code word over a Gaussian channel we receive $|\mathbf{y}_0 = \mathbf{x}_0 + \mathbf{z}_0| \mathbf{y}_1 = \mathbf{x}_0\mathbf{x}_1 + \mathbf{z}_1|$ which has the hard decision interpretation $|\mathbf{r}_0 = \mathbf{u}_0 + \mathbf{e}_0| \mathbf{r}_1 = \mathbf{u}_0 + \mathbf{u}_1 + \mathbf{e}_1|$. According to [7] we define the join operation \bowtie by

$$y_i \bowtie y_j = \text{sign}(y_i y_j) \min\{|y_i|, |y_j|\}. \quad (7)$$

Remark 2: The join operation is an approximation of the exact calculation of the probability (see [9], [13], [14]) and is sometimes called minsum approximation. For the presented decoding algorithms this approximation is sufficient. It can be interpreted as the combination of two reliability values to a new one by taking the bit value as the sign of the product and the reliability value of the more unreliable one.

In general, for $\ell + 1$ values we get

$$y_{i_0} \bowtie y_{i_1} \bowtie \dots \bowtie y_{i_\ell} = \text{sign}(y_{i_0} y_{i_1} \dots y_{i_\ell}) \min\{|y_{i_0}|, |y_{i_1}|, \dots, |y_{i_\ell}|\}.$$

Note that the join operation is commutative and associative. Since the modulated code symbols are $x_\ell = \pm 1$ we have the property $(y_i \bowtie y_j x_\ell) = (y_i x_\ell \bowtie y_j) = x_\ell (y_i \bowtie y_j)$. For vectors the join operation is done for each coordinate separately.

The join operation can be used to uncover hidden code words. For example, if we join the first and the second block of the Plotkin construction, called join-two, we get

$$\mathbf{y}_0 \bowtie \mathbf{y}_1 = \text{sign}((\mathbf{x}_0 + \mathbf{z}_0) \cdot (\mathbf{x}_0\mathbf{x}_1 + \mathbf{z}_1))\mu = \text{sign}(\mathbf{x}_0\mathbf{x}_0\mathbf{x}_1 + \mathbf{z}')\mu = \text{sign}(\mathbf{x}_1 + \mathbf{z}')\mu \quad (8)$$

where μ denotes the minimum and \mathbf{z}' is a combination of the noise values \mathbf{z}_0 and \mathbf{z}_1 . The join-two operation is equivalent to the addition of the hard decision received blocks $\mathbf{r}_0 = \mathbf{u}_0 + \mathbf{e}_0$ and $\mathbf{r}_1 = \mathbf{u}_0 + \mathbf{u}_1 + \mathbf{e}_1$ which gives $\mathbf{r}_0 + \mathbf{r}_1 = \mathbf{u}_1 + \mathbf{e}_0 + \mathbf{e}_1$. The result of this join-two operation is that we get a noisy version of the hidden code word \mathbf{x}_1 . An error occurs if the added noise is flipping the sign of the modulated bit ± 1 . Thus, in case of join-two of two received values the sign of the product is correct if either both symbols are error free or if both symbols are erroneous. This is equivalent to the hard decision case where an error at the same position in \mathbf{e}_0 and \mathbf{e}_1 cancels when we add the two errors $\mathbf{e}_0 + \mathbf{e}_1$. The sign of the join operation is wrong if one of the two values is in error. If more than two values are joined the sign is correct if zero or an even number of values are in error and wrong if an odd number of values are in error.

Assume that we have four codes \mathcal{C}_0 , \mathcal{C}_1 , \mathcal{C}_2 , and \mathcal{C}_3 and a double Plotkin construction. Then, a code word is $\mathbf{x} = |\mathbf{x}_0| \mathbf{x}_0\mathbf{x}_1 | \mathbf{x}_0\mathbf{x}_2 | \mathbf{x}_0\mathbf{x}_1\mathbf{x}_2\mathbf{x}_3|$ which we transmit over a Gaussian channel with noise $\mathbf{z} = |\mathbf{z}_0| \mathbf{z}_1 | \mathbf{z}_2 | \mathbf{z}_3|$. We receive $\mathbf{y} = \mathbf{x} + \mathbf{z} = |\mathbf{y}_0| \mathbf{y}_1 | \mathbf{y}_2 | \mathbf{y}_3|$. The basic idea of the presented decoding based on hidden code words is to use several decoding variants where each variant consists of four decoding steps. The first decoding step decodes a noisy version of a hidden code word which is uncovered by a suitable join operation. Any decoding variant we introduce in Sec. IV-B will start with the decoding of a hidden code word which is from one of the codes \mathcal{C}_0 , \mathcal{C}_1 , \mathcal{C}_2 , or \mathcal{C}_3 . In order to show how hidden code words can be uncovered we consider

Table I
SOFT AND HARD JOIN-TWO OF THE FOUR BLOCKS

$\mathbf{y}_0 \bowtie \mathbf{y}_1 = \mathbf{x}_1 + \mathbf{z}'$	$\mathbf{r}_0 + \mathbf{r}_1 = \mathbf{u}_1 + \mathbf{e}_0 + \mathbf{e}_1$
$\mathbf{y}_0 \bowtie \mathbf{y}_2 = \mathbf{x}_2 + \mathbf{z}'$	$\mathbf{r}_0 + \mathbf{r}_2 = \mathbf{u}_2 + \mathbf{e}_0 + \mathbf{e}_2$
$\mathbf{y}_0 \bowtie \mathbf{y}_3 = \mathbf{x}_1\mathbf{x}_2\mathbf{x}_3 + \mathbf{z}'$	$\mathbf{r}_0 + \mathbf{r}_3 = \mathbf{u}_1 + \mathbf{u}_2 + \mathbf{u}_3 + \mathbf{e}_0 + \mathbf{e}_3$
$\mathbf{y}_1 \bowtie \mathbf{y}_2 = \mathbf{x}_1\mathbf{x}_2 + \mathbf{z}'$	$\mathbf{r}_1 + \mathbf{r}_2 = \mathbf{u}_1 + \mathbf{u}_2 + \mathbf{e}_1 + \mathbf{e}_2$
$\mathbf{y}_1 \bowtie \mathbf{y}_3 = \mathbf{x}_2\mathbf{x}_3 + \mathbf{z}'$	$\mathbf{r}_1 + \mathbf{r}_3 = \mathbf{u}_2 + \mathbf{u}_3 + \mathbf{e}_1 + \mathbf{e}_3$
$\mathbf{y}_2 \bowtie \mathbf{y}_3 = \mathbf{x}_1\mathbf{x}_3 + \mathbf{z}'$	$\mathbf{r}_2 + \mathbf{r}_3 = \mathbf{u}_1 + \mathbf{u}_3 + \mathbf{e}_2 + \mathbf{e}_3$

the join-two operation according to Eq. (8). For example, $\mathbf{y}_2 \bowtie \mathbf{y}_3 = \mathbf{x}_1\mathbf{x}_3 + \mathbf{z}'$, where \mathbf{z}' is again a combination of noise values. It uncovers a noisy version of the hidden code word $\mathbf{x}_1\mathbf{x}_3$ which is according to Lemma 1 a code word of \mathcal{C}_1 . There exist six join-two combinations of the four blocks which all uncover different hidden code words shown in Table I where also the hard decision interpretation is included. We can decode each of the six combinations by a suitable decoder. The join-four $\mathbf{y}_0 \bowtie \mathbf{y}_1 \bowtie \mathbf{y}_2 \bowtie \mathbf{y}_3 = \mathbf{x}_3 + \mathbf{z}'$ uncovers a noisy version of a code word of \mathcal{C}_3 .

If we assume that the decoding in the first step was correct we know one \mathbf{x}_i or a combination $\mathbf{x}_i\mathbf{x}_j$ which can be used for the remaining three decoding steps. In fact we can uncover some code words twice or four times by different combinations of the blocks \mathbf{y}_j . We can add these different noisy versions of the same hidden code word since the modulated bits are identical in any position. One example is the add-two operation $\mathbf{y}_0 + \mathbf{y}_1\mathbf{x}_1$ when \mathbf{x}_1 is known. Since $\mathbf{y}_0 = \mathbf{x}_0 + \mathbf{z}_0$ and $\mathbf{y}_1\mathbf{x}_1 = \mathbf{x}_0 + \mathbf{z}_1$ we have twice the modulated code word \mathbf{x}_0 disturbed by different noise values. So both are noisy versions of the same code word \mathbf{x}_0 and later we show that the addition of both will cancel errors. If only \mathbf{x}_0 is not known we can get four noisy versions of \mathbf{x}_0 which can be added by the add-four operation $\mathbf{y}_0 + \mathbf{y}_1\mathbf{x}_1 + \mathbf{y}_2\mathbf{x}_2 + \mathbf{y}_3\mathbf{x}_1\mathbf{x}_2\mathbf{x}_3$. In case \mathbf{x}_1 , \mathbf{x}_2 , and \mathbf{x}_3 are correct, many errors are canceled as we will see in the following. If \mathbf{x}_3 is known we have another possibility: we can get two noisy versions of \mathbf{x}_1 , namely, $\mathbf{y}_0 \bowtie \mathbf{y}_1$ and $\mathbf{y}_2 \bowtie \mathbf{y}_3\mathbf{x}_3$. We can add them $(\mathbf{y}_0 \bowtie \mathbf{y}_1) + (\mathbf{y}_2 \bowtie \mathbf{y}_3\mathbf{x}_3)$ which we call the join-add operation and also this operation will cancel errors. Finally, if \mathbf{x}_2 and \mathbf{x}_3 are known we can get two noisy versions of \mathbf{x}_0 which can be added to obtain a vector. Also two noisy versions of $\mathbf{x}_0\mathbf{x}_1$ can be added to a second vector. If we join both vectors $(\mathbf{y}_0 + \mathbf{y}_2\mathbf{x}_2) \bowtie (\mathbf{y}_1 + \mathbf{y}_3\mathbf{x}_2\mathbf{x}_3)$ we get a noisy version of \mathbf{x}_1 . The examples for the add and join operations are listed in Table II. In the decoding variants we will use also further versions of add-join and join-add operations combining other blocks.

A. Error Cancellation

Before we describe the decoding variants, in the next section, we show how errors are cancelled applying different add and join combinations. We will analyze two cases when errors are cancelled. The first case is the join operation of blocks and the second is the combination

Table II
JOIN AND ADD OPERATIONS OF THE FOUR BLOCKS

join-four	$\mathbf{y}_0 \bowtie \mathbf{y}_1 \bowtie \mathbf{y}_2 \bowtie \mathbf{y}_3$
add-two	$\mathbf{y}_0 + \mathbf{y}_2 \mathbf{x}_2$
add-four	$\mathbf{y}_0 + \mathbf{y}_1 \mathbf{x}_1 + \mathbf{y}_2 \mathbf{x}_2 + \mathbf{y}_3 \mathbf{x}_1 \mathbf{x}_2 \mathbf{x}_3$
join-add	$(\mathbf{y}_0 \bowtie \mathbf{y}_1) + (\mathbf{y}_2 \bowtie \mathbf{y}_3 \mathbf{x}_3)$
add-join	$(\mathbf{y}_0 + \mathbf{y}_2 \mathbf{x}_2) \bowtie (\mathbf{y}_1 + \mathbf{y}_3 \mathbf{x}_2 \mathbf{x}_3)$

of blocks when some code words \mathbf{x}_ℓ are known which is the case if they have been already correctly decoded in previous decoding steps.

We start with the join operation. Let us consider the join-four case

$$\mathbf{w} = \mathbf{y}_0 \bowtie \mathbf{y}_1 \bowtie \mathbf{y}_2 \bowtie \mathbf{y}_3.$$

Assume τ errors are randomly distributed in the four blocks and each block has n positions and let τ_j be the number of errors in \mathbf{w} . An error means that the sign of the position is not equal to the sign of the transmitted symbol. The join operation of two positions in error cancels the error. For any position ℓ of the n positions of each block the join-four operation is $y_{0,\ell} \bowtie y_{1,\ell} \bowtie y_{2,\ell} \bowtie y_{3,\ell}$ and has five possibilities: i) all four values $y_{i,\ell}$ are error free, ii) there is one error in only one of the four values, iii) there are two errors in two of the four values, iv) three errors in three values, and v) all four values are erroneous. The first error-free case does not influence the number of errors τ_j in \mathbf{w} . For the second case the error in one block is also an error in \mathbf{w} . In the third case the number of errors in \mathbf{w} is reduced by 2 and $\tau_j = \tau - 2$ because the error is cancelled. The fourth case reduces the number of errors in \mathbf{w} also by 2 since the join of three errors is again an error but two of them cancel. Finally, in the fifth case the number of errors in \mathbf{w} is reduced by 4. Therefore, in the n positions of the \mathbf{w} obtained by join-four are $0 \leq \tau_j = \tau - 2 \cdot i$, $i = 0, 1, \dots$ errors. However, there exists only one possibility for $\tau_j = \tau$, namely, that each of the τ errors, no matter in which of the four blocks it lays, is at a different position (of the n). The probability for this case can be calculated.¹ The first of the τ errors has n positions to choose, the second has only $n - 1$, the third $n - 2$, and the last has only $n - (\tau - 1)$ choices. All together there are n^τ possible choices. Therefore, the probability that all τ errors are at different positions (i.e., that there is no error reduction) is

$$P(\tau_j = \tau) = \frac{n(n-1)(n-2) \cdots (n-\tau+1)}{n^\tau}. \quad (9)$$

The probability in Eq. (9) can be approximated using $(n-i)/n = (1-i/n)$ and $(1-\mu) \approx e^{-\mu}$

$$P(\tau_j = \tau) = \prod_{i=0}^{\tau-1} \left(1 - \frac{i}{n}\right) \approx \prod_{i=0}^{\tau-1} e^{-\frac{i}{n}} = e^{-\sum_{i=0}^{\tau-1} \frac{i}{n}} = e^{-\frac{\tau(\tau-1)}{2n}}. \quad (10)$$

So the more errors are in the four blocks the smaller becomes the probability that there is no error reduction. It is known that the probability is about one half for $\tau \approx \sqrt{2n}$. We can estimate

¹The calculation is according to the so called Birthday-Paradoxon where the name comes from the fact that only 23 persons are needed that the probability that two of them have birthday at the same day (of the year with 365 days) is larger than 1/2.

the probability for no error reduction for the average number of errors. Assuming an error probability of p , the expected number of errors is $\tau_e = 4np$ which gives $P(\tau_j = \tau_e) \approx e^{-8np^2}$.

Remark 3: The error reduction by join-four in the GCC construction can be explained as follows. In the first step of GCC decoding we need to decide if the received word belongs to the left or to the right part of the partitioning of the inner $(4, 4, 1)$ code of the graph in Fig. 3. In other words, we have to decide whether the weight of the received vector is even or odd. The received vector can contain zero, one, two, three, or four errors. For the cases of one or three errors we make a wrong decision, since these errors change the weight of a vector from even to odd and vice versa. However, in the cases of zero, two, and four errors our decision is correct since the even or odd weights stay the same.

A very important fact is that any error reduction in join-four is also an error reduction in at least one of the six join-two from Table I. More specific, when two errors are at the same position in two of the four blocks there is exactly one of the six join-two from Table I where the number of errors is reduced by two. An error reduction when three errors are at the same position in three of the four blocks lead to an error reduction by two in three of the six join-two cases. Finally, if all four blocks have an error at the same position all six join-two have an error reduction by two. This has proved the following Lemma.

Lemma 3 (Error Cancellation): Any error reduction in join-four leads to an error reduction in at least one of the six join-two of Table I.

Now we consider the case when having decoded code words \mathbf{x}_ℓ or combinations of them. According to Lemma 1 we have several possibilities to combine the different received blocks \mathbf{y}_i in order to decode the other code words \mathbf{x}_i . Some of them will cancel errors which is indicated by an improved channel situation. We start assuming \mathbf{x}_1 is known. Note that this represents the case that we have decoded \mathbf{x}_1 by joining two blocks (join-two)

$$\hat{\mathbf{x}}_1 = \Delta_1(\mathbf{y}_0 \bowtie \mathbf{y}_1) = \Delta_1(\mathbf{x}_1 + \mathbf{z}'). \quad (11)$$

If the decoding was correct we know \mathbf{x}_1 and we can decode $\hat{\mathbf{x}}_0 = \Delta_0(\mathbf{y}_0 + \mathbf{y}_1\mathbf{x}_1)$ where the addition (add-two) cancels errors as shown in Lemma 4. Note that the add-two was already used for decoding in [7] but the gain was not explicitly mentioned.

Lemma 4 (3 dB Gain): If \mathbf{x}_1 is known the decoding of $\mathbf{y}_0 + \mathbf{y}_1\mathbf{x}_1$ for the code \mathcal{C}_0 results in a channel with factor 2 respectively 3 dB better signal-to-noise ratio than the original channel. **PROOF.** For any position i of \mathbf{y}_0 we have $y_i = x_i + z_i$ and for the same position in $\mathbf{y}_1\mathbf{x}_1$ we have $y'_i = x_i + z'_i$ where the $x_i = 1$ or $x_i = -1$. Therefore, the addition of both gives $x_i + z_i + x_i + z'_i = \pm 2 + z_i + z'_i$. The variance of the addition of two Gaussian random variables with variance σ^2 is $2\sigma^2$. However, the signal energy is $2^2 = 4$ and thus the signal-to-noise ratio is increased by a factor of 2 which corresponds to a 3 dB better signal-to-noise ratio.

Knowing \mathbf{x}_1 we have another possibility, namely to decode \mathbf{x}_3 by join-two

$$\hat{\mathbf{x}}_3 = \Delta_3(\mathbf{y}_2 \bowtie \mathbf{y}_3\mathbf{x}_1) = \Delta_3(\mathbf{x}_3 + \mathbf{z}'). \quad (12)$$

For decoding of \mathbf{x}_3 we can also use join-four

$$\hat{\mathbf{x}}_3 = \Delta_3(\mathbf{y}_0 \bowtie \mathbf{y}_1 \bowtie \mathbf{y}_2 \bowtie \mathbf{y}_3) = \Delta_3(\mathbf{x}_3 + \mathbf{z}'). \quad (13)$$

In the worst case the number of errors is the sum of the errors in two blocks for Eq. (12) and in four blocks for Eq. (13) which means that the number of errors could be doubled or four times more than in one block. Therefore, it is obvious that with very high probability the decoding according to Eq. (12) is much better than the one according to Eq. (13), however, \mathbf{x}_1 must be known.

Assume now that \mathbf{x}_3 is known. Then we can decode \mathbf{x}_1 by join-add

$$\hat{\mathbf{x}}_1 = \Delta_1((\mathbf{y}_0 \bowtie \mathbf{y}_1) + (\mathbf{y}_2 \bowtie \mathbf{y}_3 \mathbf{x}_3)) = \Delta_1((\mathbf{x}_1 + \mathbf{z}') + (\mathbf{x}_1 + \mathbf{z}'')) \quad (14)$$

and the addition cancels errors. However, we can not quantify the gain according to Lemma 4 in this case since \mathbf{z}' and \mathbf{z}'' are combinations of Gaussian distributions and we do not know the variance of the sum. But the error reduction is plausible by the following consideration. For position ℓ we get $y_{0,\ell} \bowtie y_{1,\ell} + y_{2,\ell} \bowtie y_{3,\ell} x_{3,\ell}$. If there is one error in four symbols $y_{0,\ell}, y_{1,\ell}, y_{2,\ell}, y_{3,\ell}$, say at $y_{0,\ell}$ then the error disappears if the minimum of $|y_{2,\ell}|$ and $|y_{3,\ell}|$ is larger than the minimum of $|y_{0,\ell}|$ and $|y_{1,\ell}|$.

Next, we assume that \mathbf{x}_3 and \mathbf{x}_2 are known. Then, \mathbf{x}_1 can be decoded by add-join

$$\hat{\mathbf{x}}_1 = \Delta_1((\mathbf{y}_0 + \mathbf{y}_2 \mathbf{x}_2) \bowtie (\mathbf{y}_1 + \mathbf{y}_3 \mathbf{x}_2 \mathbf{x}_3)). \quad (15)$$

According to Lemma 4 there is a gain of 3 dB for both additions which cancels errors and afterwards the join-two follows.

Remark 4: The add-join operation in the case when two code words are already decoded could be replaced by $(\mathbf{y}_0 \bowtie \mathbf{y}_1) + (\mathbf{y}_2 \hat{\mathbf{x}}_2 \bowtie \mathbf{y}_1) + (\mathbf{y}_2 \hat{\mathbf{x}}_2 \bowtie \mathbf{y}_3 \hat{\mathbf{x}}_2 \hat{\mathbf{x}}_3) + (\mathbf{y}_0 \bowtie \mathbf{y}_3 \hat{\mathbf{x}}_2 \hat{\mathbf{x}}_3)$. This is the addition of four join-two terms where each term is $\mathbf{x}_1 + \mathbf{z}'$. However, simulations have shown that the decoding performance gets slightly worse. The difference is that in add-join we have a gain by the addition (Lemma 4) and then a loss by the join-two and in the other case we have first a loss in each of the four join-two and then a gain by the addition of the four terms, however, the reliability values have been changed by the join-two.

Finally, assume that \mathbf{x}_3 , \mathbf{x}_2 , and \mathbf{x}_1 are known. Then, we decode \mathbf{x}_0 by add-four

$$\hat{\mathbf{x}}_0 = \Delta_0(\mathbf{y}_0 + \mathbf{y}_1 \mathbf{x}_1 + \mathbf{y}_2 \mathbf{x}_1 + \mathbf{y}_3 \mathbf{x}_1 \mathbf{x}_2 \mathbf{x}_3). \quad (16)$$

We have the addition of four Gaussian random variables and it follows from Lemma 4 that we have a gain of 6 dB. There exists an interesting connection between the correlation (Eq. (6)) and the add-four which is given in the following Lemma.

Lemma 5 (Add-Four and Correlation): Given a received vector \mathbf{y} of length $4n$, the decoding decisions of all four decoders with $\hat{\mathbf{x}} = \hat{\mathbf{x}}_0 | \hat{\mathbf{x}}_0 \hat{\mathbf{x}}_1 | \hat{\mathbf{x}}_0 \hat{\mathbf{x}}_2 | \hat{\mathbf{x}}_0 \hat{\mathbf{x}}_1 \hat{\mathbf{x}}_2 \hat{\mathbf{x}}_3$, and the add-four $\mathbf{w} = \mathbf{y}_0 + \hat{\mathbf{x}}_1 \mathbf{y}_1 + \hat{\mathbf{x}}_2 \mathbf{y}_2 + \hat{\mathbf{x}}_1 \hat{\mathbf{x}}_2 \hat{\mathbf{x}}_3 \mathbf{y}_3$, the correlation $\Phi(\hat{\mathbf{x}}, \mathbf{y})$ is

$$\Phi(\hat{\mathbf{x}}, \mathbf{y}) = \sum_{i=0}^{n-1} \hat{x}_{0,i} w_i$$

PROOF. The correlation can be written as

$$\begin{aligned}
\Phi(\hat{\mathbf{x}}, \mathbf{y}) &= \sum_{i=0}^{n-1} \hat{x}_{0,i}y_i + \hat{x}_{0,i}\hat{x}_{1,i}y_{n+i} + \hat{x}_{0,i}\hat{x}_{2,i}y_{2n+i} + \hat{x}_{0,i}\hat{x}_{1,i}\hat{x}_{2,i}\hat{x}_{3,i}y_{3n+i} \\
&= \sum_{i=0}^{n-1} \hat{x}_{0,i}(y_i + \hat{x}_{1,i}y_{n+i} + \hat{x}_{2,i}y_{2n+i} + \hat{x}_{1,i}\hat{x}_{2,i}\hat{x}_{3,i}y_{3n+i}) \\
&= \sum_{i=0}^{n-1} \hat{x}_{0,i}w_i
\end{aligned}$$

because the add-four $\mathbf{w} = \mathbf{y}_0 + \hat{\mathbf{x}}_1\mathbf{y}_1 + \hat{\mathbf{x}}_2\mathbf{y}_2 + \hat{\mathbf{x}}_1\hat{\mathbf{x}}_2\hat{\mathbf{x}}_3\mathbf{y}_3$ has the terms $w_i = y_i + \hat{x}_{1,i}y_{n+i} + \hat{x}_{2,i}y_{2n+i} + \hat{x}_{1,i}\hat{x}_{2,i}\hat{x}_{3,i}y_{3n+i}$.

Whenever we need to calculate the correlation of a final decoding decision we can use the result of Lemma 5. The effect of all the gains and losses of the described add and join combinations are simulated in Ex. 4.

Example 4 (Error Cancellation): We will simulate the expected values for the error cancellations of the introduced operations. We assume BPSK and a Gaussian channel at 2 dB signal-to-noise ratio with a code of rate one half. The channel error probability is for this case 0.1041. It is assumed that all used \mathbf{x}_i are known which makes the results independent of the used codes. The following table shows the simulated probabilities.

Channel 2 dB	join-two Eq. (11)	join-four Eq. (13)	join-add Eq. (14)	add-join Eq. (15)	add-two Lemma 4	add-four Eq. (16)
0.1041	0.1872	0.3036	0.1006	0.0725	0.039	0.0056

According to Eq. (9) or Eq. (10) the error reduction of the join-four should be significant. In the worst case for join-four the error probability would be four times the channel error probability which is 0.4164. But it is 0.3036 which is about 25% less errors (each cancellation reduces by two errors). The join-two, Eq. (11), which in the worst case would have the doubled error probability of the channel 0.2082, has the value 0.1872 due to cancellation which is about 10% less errors. Note that these are expected values and in the six cases of Table I there will be a variance.

Even there is no analytical derivation for join-add, Eq. (14), we have an error probability of 0.1006 which means the addition must reduce errors since each of the join-two has an error probability of 0.1872. Therefore, the addition reduces by 0.0866. This is comparable to Lemma 4 which reduces the error probability from the channel 0.1041 to 0.039 by 0.0651. That errors may be cancelled is also observed for add-join which is less than two times add-two. According to Remark 3 we could calculate the join-four probability by the expected number of errors in the four bits of the inner code. The probability for τ errors is $P(\tau) = \binom{4}{\tau}p^\tau(1-p)^{n-\tau}$. Now the decision of the weight of the received four bits is wrong if one or three errors have occurred. We get $P(1) + P(3) = 0.3034$ which has to be compared to the simulated join-four which is 0.3036. Thus, both interpretations lead to the same result.

In Fig.4 the gains and losses are graphically depicted. Note that the gain of add-four is extremely large which indicates that the code \mathcal{C}_0 has to decode very little errors.

Note that the simulated BER of Fig. 4 are expected values and due to the variance there are cases with smaller and larger error reduction. Namely, $(y_0 + y_2\mathbf{x}_2) \otimes (y_1 + y_3\mathbf{x}_2\mathbf{x}_3)$

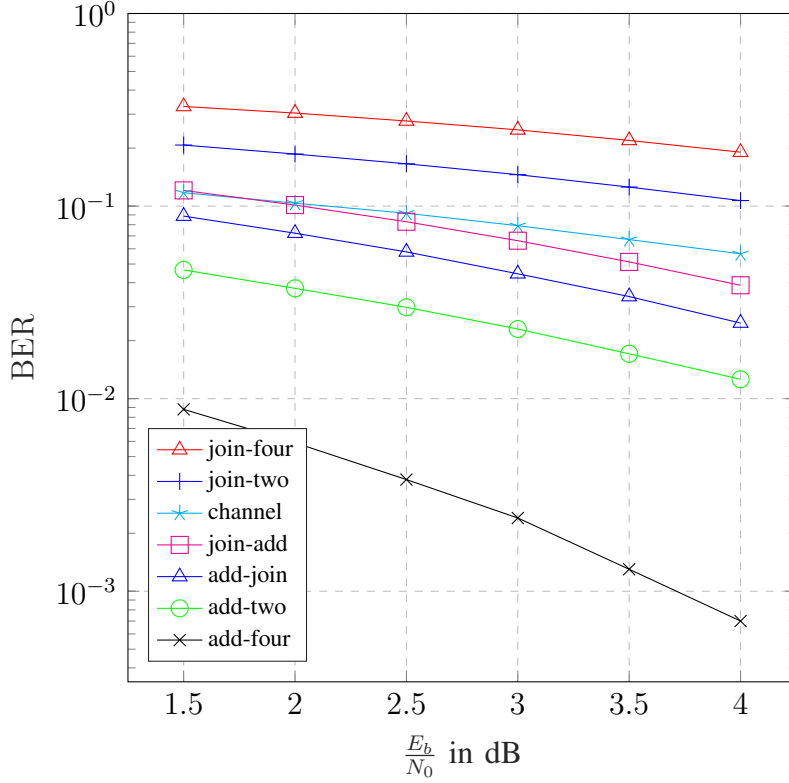


Figure 4. BER for Different (join, add) Combinations

and $(\mathbf{y}_0 + \mathbf{y}_1\mathbf{x}_1) \bowtie (\mathbf{y}_2 + \mathbf{y}_3\mathbf{x}_1\mathbf{x}_3)$ will have a different error reduction with high probability. Further, combining different blocks is to combine different channel variabilities. Consider the two combinations $y_{0,\ell} \bowtie y_{1,\ell}$ and $y_{0,\ell} \bowtie y_{2,\ell}$ where $y_{0,\ell}$ is erroneous with large absolute value. Both others are correct. If the absolute value of $y_{1,\ell}$ is much smaller than the one of $y_{2,\ell}$ in the first join-two the reliability of an error position is smaller than in the second join-two and this might be an advantage in soft-decision decoding. These facts will be exploited when using different variants for the decoding.

B. Decoding Variants

A decoding variant is a particular decoder realization which calculates a code word, given a received vector \mathbf{y} . Assume that we have four codes and a code word $\mathbf{x}_0|\mathbf{x}_0\mathbf{x}_1|\mathbf{x}_0\mathbf{x}_2|\mathbf{x}_0\mathbf{x}_1\mathbf{x}_2\mathbf{x}_3|$ of a double Plotkin construction. The classical decoder would start decoding \mathcal{C}_3 and then the other codes. But it is also possible to decode \mathcal{C}_2 first and then to continue with the others. Similarly, we can start with \mathcal{C}_1 . Even starting the decoding with \mathcal{C}_0 is possible. Any variant will combine different received blocks \mathbf{y}_i to uncover hidden code words (see Lemma 1) and decode them. Thus, any variant calculates an estimated code word $\hat{\mathbf{x}} = \hat{\mathbf{x}}_0|\hat{\mathbf{x}}_0\hat{\mathbf{x}}_1|\hat{\mathbf{x}}_0\hat{\mathbf{x}}_2|\hat{\mathbf{x}}_0\hat{\mathbf{x}}_1\hat{\mathbf{x}}_2\hat{\mathbf{x}}_3$. With this estimated code word the correlation $\Phi(\hat{\mathbf{x}}, \mathbf{y})$ can be calculated and used as a measure in

order to compare the results of the different variants. The decision of the variant which has the largest correlation is chosen as the final decoding decision. We have shown in the last section that when a decoding decision was made then the decoding of the other codes benefits from error cancellation. The idea is that some variant will decode correctly.

In the following, we will describe the possible decoding variants. For most variants \mathbf{x}_0 is decoded in the last step by

$$\hat{\mathbf{x}}_0 = \Delta_0(\mathbf{y}_0 + \mathbf{y}_1\hat{\mathbf{x}}_1 + \mathbf{y}_2\hat{\mathbf{x}}_2 + \mathbf{y}_3\hat{\mathbf{x}}_1\hat{\mathbf{x}}_2\hat{\mathbf{x}}_3)$$

and we will omit this equation in the descriptions. However, in these cases we can use Lemma 5 in order to calculate the correlation exploiting that the join-four is known already.

1) *Variants Starting Decoding with \mathcal{C}_3* : We will denote the three possible variants by $V(4, \mathbf{y}_0 \bowtie \mathbf{y}_1)$, $V(4, \mathbf{y}_0 \bowtie \mathbf{y}_2)$, and $V(4, \mathbf{y}_1 \bowtie \mathbf{y}_2)$ in order to indicate that all three variants start to decode \mathcal{C}_3 by the join-four

$$\hat{\mathbf{x}}_{3,i} = \Lambda_3(\mathbf{y}_0 \bowtie \mathbf{y}_1 \bowtie \mathbf{y}_2 \bowtie \mathbf{y}_3)$$

which possibly provides a list. The variants differ in the second and third decoding step. Note that for this decoding variants no subcode structure is necessary.

- $V(4, \mathbf{y}_0 \bowtie \mathbf{y}_2)$:
 $\hat{\mathbf{x}}_2 = \Delta_2((\mathbf{y}_0 \bowtie \mathbf{y}_2) + (\mathbf{y}_1 \bowtie \mathbf{y}_3\hat{\mathbf{x}}_3))$, $\hat{\mathbf{x}}_1 = \Delta_1((\mathbf{y}_0 + \mathbf{y}_2\hat{\mathbf{x}}_2) \bowtie (\mathbf{y}_1 + \mathbf{y}_3\hat{\mathbf{x}}_2\hat{\mathbf{x}}_3))$, $\hat{\mathbf{x}}_0$.
- $V(4, \mathbf{y}_0 \bowtie \mathbf{y}_1)$:
 $\hat{\mathbf{x}}_1 = \Delta_1((\mathbf{y}_0 \bowtie \mathbf{y}_1) + (\mathbf{y}_2 \bowtie \mathbf{y}_3\hat{\mathbf{x}}_3))$, $\hat{\mathbf{x}}_2 = \Delta_2((\mathbf{y}_0 + \mathbf{y}_1\hat{\mathbf{x}}_1) \bowtie (\mathbf{y}_2 + \mathbf{y}_3\hat{\mathbf{x}}_1\hat{\mathbf{x}}_3))$, $\hat{\mathbf{x}}_0$.
- $V(4, \mathbf{y}_1 \bowtie \mathbf{y}_2)$:
 $(\hat{\mathbf{x}}_1\hat{\mathbf{x}}_2) = \Delta_1((\mathbf{y}_1 \bowtie \mathbf{y}_2) + (\mathbf{y}_0 \bowtie \mathbf{y}_3\hat{\mathbf{x}}_3))$, $\hat{\mathbf{x}}_1 = \Delta_1((\mathbf{y}_0 + \mathbf{y}_3(\hat{\mathbf{x}}_1\hat{\mathbf{x}}_2)\hat{\mathbf{x}}_3) \bowtie (\mathbf{y}_1 + \mathbf{y}_2(\hat{\mathbf{x}}_1\hat{\mathbf{x}}_2)))$,
 $\hat{\mathbf{x}}_2 = (\hat{\mathbf{x}}_1\hat{\mathbf{x}}_2)\hat{\mathbf{x}}_1$, $\hat{\mathbf{x}}_0$.

The variant $V(4, \mathbf{y}_0 \bowtie \mathbf{y}_2)$ corresponds to the recursive decoding in [7]. Further, $V(4, \mathbf{y}_1 \bowtie \mathbf{y}_3) = V(4, \mathbf{y}_0 \bowtie \mathbf{y}_2)$, $V(4, \mathbf{y}_2 \bowtie \mathbf{y}_3) = V(4, \mathbf{y}_0 \bowtie \mathbf{y}_1)$, and $V(4, \mathbf{y}_0 \bowtie \mathbf{y}_3) = V(4, \mathbf{y}_1 \bowtie \mathbf{y}_2)$. This is because the second decoding step of $V(4, \mathbf{y}_1 \bowtie \mathbf{y}_3)$ and $V(4, \mathbf{y}_0 \bowtie \mathbf{y}_2)$ is the same which also holds for the other cases.

2) *Variants Starting Decoding with $\mathcal{C}_1, \mathcal{C}_2$* : We will denote the six possible variants by $V(\mathbf{y}_i \bowtie \mathbf{y}_j)$ where i and j are the two blocks we join for the first decoding step which could be list decoding. We assume that $\mathcal{C}_3 \subset \mathcal{C}_2 \subseteq \mathcal{C}_1$. In all six variants the second decoding step decodes $\hat{\mathbf{x}}_3$ and the last decoding step $\hat{\mathbf{x}}_0$. Note that the code \mathcal{C}_0 can possibly be independent from the other codes.

- $V(\mathbf{y}_0 \bowtie \mathbf{y}_1)$: $\hat{\mathbf{x}}_{1,i} = \Lambda_1(\mathbf{y}_0 \bowtie \mathbf{y}_1)$,
 $\hat{\mathbf{x}}_3 = \Delta_3(\mathbf{y}_2 \bowtie \mathbf{y}_3\hat{\mathbf{x}}_1)$, $\hat{\mathbf{x}}_2 = \Delta_2((\mathbf{y}_0 + \mathbf{y}_1\hat{\mathbf{x}}_1) \bowtie (\mathbf{y}_2 + \mathbf{y}_3\hat{\mathbf{x}}_1\hat{\mathbf{x}}_3))$, $\hat{\mathbf{x}}_0$.
- $V(\mathbf{y}_0 \bowtie \mathbf{y}_2)$: $\hat{\mathbf{x}}_{2,i} = \Lambda_2(\mathbf{y}_0 \bowtie \mathbf{y}_2)$,
 $\hat{\mathbf{x}}_3 = \Delta_3(\mathbf{y}_1 \bowtie \mathbf{y}_3\hat{\mathbf{x}}_2)$, $\hat{\mathbf{x}}_1 = \Delta_1((\mathbf{y}_0 + \mathbf{y}_2\hat{\mathbf{x}}_2) \bowtie (\mathbf{y}_1 + \mathbf{y}_3\hat{\mathbf{x}}_2\hat{\mathbf{x}}_3))$, $\hat{\mathbf{x}}_0$.
- $V(\mathbf{y}_0 \bowtie \mathbf{y}_3)$: $(\hat{\mathbf{x}}_{1,i}\hat{\mathbf{x}}_{2,i}\hat{\mathbf{x}}_{3,i}) = \Lambda_1(\mathbf{y}_0 \bowtie \mathbf{y}_3)$,
 $\hat{\mathbf{x}}_3 = \Delta_3(\mathbf{y}_1 \bowtie \mathbf{y}_2(\hat{\mathbf{x}}_1\hat{\mathbf{x}}_2\hat{\mathbf{x}}_3))$, $(\hat{\mathbf{x}}_1\hat{\mathbf{x}}_2) = (\hat{\mathbf{x}}_1\hat{\mathbf{x}}_2\hat{\mathbf{x}}_3)\hat{\mathbf{x}}_3$, $\hat{\mathbf{x}}_1 = \Delta_1((\mathbf{y}_0 + \mathbf{y}_3(\hat{\mathbf{x}}_1\hat{\mathbf{x}}_2\hat{\mathbf{x}}_3)) \bowtie (\mathbf{y}_1 + \mathbf{y}_2(\hat{\mathbf{x}}_1\hat{\mathbf{x}}_2)))$,
 $\hat{\mathbf{x}}_2 = (\hat{\mathbf{x}}_1\hat{\mathbf{x}}_2)\hat{\mathbf{x}}_1$, $\hat{\mathbf{x}}_0$.
- $V(\mathbf{y}_1 \bowtie \mathbf{y}_2)$: $(\hat{\mathbf{x}}_{1,i}\hat{\mathbf{x}}_{2,i}) = \Lambda_1(\mathbf{y}_1 \bowtie \mathbf{y}_2)$,
 $\hat{\mathbf{x}}_3 = \Delta_3(\mathbf{y}_0 \bowtie \mathbf{y}_3(\hat{\mathbf{x}}_1\hat{\mathbf{x}}_2))$, $\hat{\mathbf{x}}_1 = \Delta_1((\mathbf{y}_0 + \mathbf{y}_3(\hat{\mathbf{x}}_1\hat{\mathbf{x}}_2)\hat{\mathbf{x}}_3) \bowtie (\mathbf{y}_1 + \mathbf{y}_2(\hat{\mathbf{x}}_1\hat{\mathbf{x}}_2)))$, $\hat{\mathbf{x}}_2 = (\hat{\mathbf{x}}_1\hat{\mathbf{x}}_2)\hat{\mathbf{x}}_1$, $\hat{\mathbf{x}}_0$.

- $V(\mathbf{y}_1 \otimes \mathbf{y}_3)$: $(\hat{\mathbf{x}}_{2,i}\hat{\mathbf{x}}_{3,i}) = \Lambda_2(\mathbf{y}_1 \otimes \mathbf{y}_3)$,
 $\hat{\mathbf{x}}_3 = \Delta_3(\mathbf{y}_0 \otimes \mathbf{y}_2(\hat{\mathbf{x}}_2\hat{\mathbf{x}}_3))$, $\hat{\mathbf{x}}_2 = (\hat{\mathbf{x}}_2\hat{\mathbf{x}}_3)\hat{\mathbf{x}}_3$, $\hat{\mathbf{x}}_1 = \Delta_1((\mathbf{y}_0 + \mathbf{y}_2\hat{\mathbf{x}}_2) \otimes (\mathbf{y}_1 + \mathbf{y}_3(\hat{\mathbf{x}}_2\hat{\mathbf{x}}_3)))$, $\hat{\mathbf{x}}_0$.
- $V(\mathbf{y}_2 \otimes \mathbf{y}_3)$: $(\hat{\mathbf{x}}_{1,i}\hat{\mathbf{x}}_{3,i}) = \Lambda_1(\mathbf{y}_2 \otimes \mathbf{y}_3)$,
 $\hat{\mathbf{x}}_3 = \Delta_3(\mathbf{y}_0 \otimes \mathbf{y}_1(\hat{\mathbf{x}}_1\hat{\mathbf{x}}_3))$, $\hat{\mathbf{x}}_1 = (\hat{\mathbf{x}}_1\hat{\mathbf{x}}_3)\hat{\mathbf{x}}_3$, $\hat{\mathbf{x}}_2 = \Delta_1((\mathbf{y}_0 + \mathbf{y}_1\hat{\mathbf{x}}_1) \otimes (\mathbf{y}_2 + \mathbf{y}_3(\hat{\mathbf{x}}_1\hat{\mathbf{x}}_3)))$, $\hat{\mathbf{x}}_0$.

Another interpretation is possible when combining two variants. We get three codes by combining $V(\mathbf{y}_0 \otimes \mathbf{y}_1)$ and $V(\mathbf{y}_2 \otimes \mathbf{y}_3)$, $V(\mathbf{y}_0 \otimes \mathbf{y}_2)$ and $V(\mathbf{y}_1 \otimes \mathbf{y}_3)$, and $V(\mathbf{y}_1 \otimes \mathbf{y}_2)$ and $V(\mathbf{y}_0 \otimes \mathbf{y}_3)$. The first gives a codeword $\mathbf{x}_1|\mathbf{x}_1\mathbf{x}_3$, the second $\mathbf{x}_2|\mathbf{x}_2\mathbf{x}_3$, and the last $\mathbf{x}_1\mathbf{x}_2|\mathbf{x}_1\mathbf{x}_2\mathbf{x}_3$ which are Plotkin constructions. Let us consider the case $V(\mathbf{y}_0 \otimes \mathbf{y}_1)$ and $V(\mathbf{y}_2 \otimes \mathbf{y}_3)$ with a list decoder. This can be written as

$$\Lambda_1(\mathbf{y}_0 \otimes \mathbf{y}_1)|\Lambda_1(\mathbf{y}_2 \otimes \mathbf{y}_3) = \{\hat{\mathbf{x}}_{1,i}\}|\{(\hat{\mathbf{x}}_{1,j}\hat{\mathbf{x}}_{3,j})\}.$$

Clearly, the addition of a codeword from the list $\{\hat{\mathbf{x}}_{1,i}\}$ and from the list $\{(\hat{\mathbf{x}}_{1,j}\hat{\mathbf{x}}_{3,j})\}$ must be a code word from \mathcal{C}_3 . For modulated code words the multiplication can be checked by the indicator function $\Gamma_3(\hat{\mathbf{x}}_{1,i}(\hat{\mathbf{x}}_{1,j}\hat{\mathbf{x}}_{3,j}))$. Note that the addition of two codewords of \mathcal{C}_1 is a code word of \mathcal{C}_1 and not necessarily a code word of \mathcal{C}_3 . But since it is a Plotkin constructed code word the addition must be a code word of \mathcal{C}_3 otherwise it is not a valid combination. This decoding strategy will also be used in the next section.

Remark 5: The calculation for the third decoding step can be modified which is described for variant $V(\mathbf{y}_0 \otimes \mathbf{y}_1)$. We know for the third step $\hat{\mathbf{x}}_1$ and $\hat{\mathbf{x}}_3$ from the two previous steps and decode $\hat{\mathbf{x}}_2$ by $\hat{\mathbf{x}}_2 = \Delta_2((\mathbf{y}_0 + \mathbf{y}_1\hat{\mathbf{x}}_1) \otimes (\mathbf{y}_2 + \mathbf{y}_3\hat{\mathbf{x}}_1\hat{\mathbf{x}}_3))$. We could also calculate $\mathbf{y}_0 \otimes \mathbf{y}_1\hat{\mathbf{x}}_1$ and $\mathbf{y}_2 \otimes \mathbf{y}_3\hat{\mathbf{x}}_1\hat{\mathbf{x}}_3$ instead which both must be the all zero-code word. Therefore, all positions with values less than zero are erroneous. However, we know already the erroneous positions of both terms from the decoding decisions $\hat{\mathbf{x}}_1$ and $\hat{\mathbf{x}}_3$ of the first two steps. The addition $(\mathbf{y}_0 \otimes \mathbf{y}_1\hat{\mathbf{x}}_1) + (\mathbf{y}_2 \otimes \mathbf{y}_3\hat{\mathbf{x}}_1\hat{\mathbf{x}}_3)$ must also be the all-zero code word and several errors are cancelled. If the errors which are not cancelled would be the same as in $(\mathbf{y}_0 + \mathbf{y}_1\hat{\mathbf{x}}_1) \otimes (\mathbf{y}_2 + \mathbf{y}_3\hat{\mathbf{x}}_1\hat{\mathbf{x}}_3)$ we would have a very simple decoder for $\hat{\mathbf{x}}_2$. But simulations have shown that only in very few cases the uncanceled error positions are identical for the two calculations. Nevertheless, this interpretation could possibly support the decoding of $\hat{\mathbf{x}}_2$. The improvement for such a support in decoding was not studied and remains an open problem.

3) *Variants Starting Decoding with \mathcal{C}_0 :* We assume that $\mathcal{C}_3 \subset \mathcal{C}_2 \subseteq \mathcal{C}_1 \subset \mathcal{C}_0$. The variant $V(\mathbf{y}_0, \mathbf{y}_1)$ uses list decoders Λ_0 for \mathcal{C}_0 for the received blocks \mathbf{y}_0 and \mathbf{y}_1 . Let

$$\Lambda_0(\mathbf{y}_0) = \{\hat{\mathbf{x}}_{0,1}, \hat{\mathbf{x}}_{0,2}, \dots, \hat{\mathbf{x}}_{0,L}\}$$

and

$$\Lambda_0(\mathbf{y}_1) = \{(\hat{\mathbf{x}}_{0,1}\hat{\mathbf{x}}_{1,1}), (\hat{\mathbf{x}}_{0,2}\hat{\mathbf{x}}_{1,2}), \dots, (\hat{\mathbf{x}}_{0,L}\hat{\mathbf{x}}_{1,L})\}$$

where $(\hat{\mathbf{x}}_{0,j}\hat{\mathbf{x}}_{1,j})$ is a code word from \mathcal{C}_0 . Now, we can check with the indicator function if the addition of the code words of the two lists is a code word of \mathcal{C}_1

$$\Gamma_1(\hat{\mathbf{x}}_{0,i}(\hat{\mathbf{x}}_{0,j}\hat{\mathbf{x}}_{1,j})) = \begin{cases} 0, \\ 1. \end{cases}$$

Only solutions with indicator equal 1 are valid solutions. For any valid solution we have a pair $\hat{\mathbf{x}}_0$ and $\hat{\mathbf{x}}_1$ with which we can continue. This leads to the following six variants.

- $V(\mathbf{y}_0, \mathbf{y}_1)$: $\Lambda_0(\mathbf{y}_0), \Lambda_0(\mathbf{y}_1), \Gamma_1(\hat{\mathbf{x}}_{0,i}(\hat{\mathbf{x}}_{0,j}\hat{\mathbf{x}}_{1,j}))$
 $\hat{\mathbf{x}}_3 = \Delta_3(\mathbf{y}_2 \bowtie \mathbf{y}_3\hat{\mathbf{x}}_1), \hat{\mathbf{x}}_2 = \Delta_2((\mathbf{y}_0 + \mathbf{y}_1\hat{\mathbf{x}}_1) \bowtie (\mathbf{y}_2 + \mathbf{y}_3\hat{\mathbf{x}}_1\hat{\mathbf{x}}_3)).$
- $V(\mathbf{y}_0, \mathbf{y}_2)$: $\Lambda_0(\mathbf{y}_0), \Lambda_0(\mathbf{y}_2), \Gamma_2(\hat{\mathbf{x}}_{0,i}(\hat{\mathbf{x}}_{0,j}\hat{\mathbf{x}}_{2,j}))$
 $\hat{\mathbf{x}}_3 = \Delta_3(\mathbf{y}_1 \bowtie \mathbf{y}_3\hat{\mathbf{x}}_2), \hat{\mathbf{x}}_1 = \Delta_1((\mathbf{y}_0 + \mathbf{y}_2\hat{\mathbf{x}}_2) \bowtie (\mathbf{y}_1 + \mathbf{y}_3\hat{\mathbf{x}}_2\hat{\mathbf{x}}_3)).$
- $V(\mathbf{y}_0, \mathbf{y}_3)$: $\Lambda_0(\mathbf{y}_0), \Lambda_0(\mathbf{y}_3), \Gamma_1(\hat{\mathbf{x}}_{0,i}(\hat{\mathbf{x}}_{0,j}\hat{\mathbf{x}}_{1,j}\hat{\mathbf{x}}_{2,j}\hat{\mathbf{x}}_{3,j}))$
 $\hat{\mathbf{x}}_3 = \Delta_3(\mathbf{y}_1 \bowtie \mathbf{y}_2(\hat{\mathbf{x}}_1\hat{\mathbf{x}}_2\hat{\mathbf{x}}_3)), (\hat{\mathbf{x}}_1\hat{\mathbf{x}}_2) = (\hat{\mathbf{x}}_1\hat{\mathbf{x}}_2\hat{\mathbf{x}}_3)\hat{\mathbf{x}}_3, \hat{\mathbf{x}}_1 = \Delta_1((\mathbf{y}_0 + \mathbf{y}_3(\hat{\mathbf{x}}_1\hat{\mathbf{x}}_2\hat{\mathbf{x}}_3)) \bowtie (\mathbf{y}_1 + \mathbf{y}_2(\hat{\mathbf{x}}_1\hat{\mathbf{x}}_2))), \hat{\mathbf{x}}_2 = (\hat{\mathbf{x}}_1\hat{\mathbf{x}}_2)\hat{\mathbf{x}}_1.$
- $V(\mathbf{y}_1, \mathbf{y}_2)$: $\Lambda_0(\mathbf{y}_1), \Lambda_0(\mathbf{y}_2), \Gamma_1((\hat{\mathbf{x}}_{0,i}\hat{\mathbf{x}}_{1,i})(\hat{\mathbf{x}}_{0,j}\hat{\mathbf{x}}_{2,j}))$
 $\hat{\mathbf{x}}_3 = \Delta_3(\mathbf{y}_0 \bowtie \mathbf{y}_3(\hat{\mathbf{x}}_1\hat{\mathbf{x}}_2)), \hat{\mathbf{x}}_1 = \Delta_1((\mathbf{y}_0 + \mathbf{y}_3(\hat{\mathbf{x}}_1\hat{\mathbf{x}}_2)\hat{\mathbf{x}}_3) \bowtie (\mathbf{y}_1 + \mathbf{y}_2(\hat{\mathbf{x}}_1\hat{\mathbf{x}}_2))), \hat{\mathbf{x}}_2 = (\hat{\mathbf{x}}_1\hat{\mathbf{x}}_2)\hat{\mathbf{x}}_1, \hat{\mathbf{x}}_0 = (\hat{\mathbf{x}}_0\hat{\mathbf{x}}_1)\hat{\mathbf{x}}_1.$
- $V(\mathbf{y}_1, \mathbf{y}_3)$: $\Lambda_0(\mathbf{y}_1), \Lambda_0(\mathbf{y}_3), \Gamma_2((\hat{\mathbf{x}}_{0,i}\hat{\mathbf{x}}_{1,i})(\hat{\mathbf{x}}_{0,j}\hat{\mathbf{x}}_{1,j}\hat{\mathbf{x}}_{2,j}\hat{\mathbf{x}}_{3,j}))$
 $\hat{\mathbf{x}}_3 = \Delta_3(\mathbf{y}_0 \bowtie \mathbf{y}_2(\hat{\mathbf{x}}_2\hat{\mathbf{x}}_3)), \hat{\mathbf{x}}_2 = (\hat{\mathbf{x}}_2\hat{\mathbf{x}}_3)\hat{\mathbf{x}}_3, \hat{\mathbf{x}}_1 = \Delta_1((\mathbf{y}_0 + \mathbf{y}_2\hat{\mathbf{x}}_2) \bowtie (\mathbf{y}_1 + \mathbf{y}_3(\hat{\mathbf{x}}_2\hat{\mathbf{x}}_3))), \hat{\mathbf{x}}_0 = (\hat{\mathbf{x}}_0\hat{\mathbf{x}}_1)\hat{\mathbf{x}}_1.$
- $V(\mathbf{y}_2, \mathbf{y}_3)$: $\Lambda_0(\mathbf{y}_2), \Lambda_0(\mathbf{y}_3), \Gamma_1((\hat{\mathbf{x}}_{0,i}\hat{\mathbf{x}}_{2,i})(\hat{\mathbf{x}}_{0,j}\hat{\mathbf{x}}_{1,j}\hat{\mathbf{x}}_{2,j}\hat{\mathbf{x}}_{3,j}))$
 $\hat{\mathbf{x}}_3 = \Delta_3(\mathbf{y}_0 \bowtie \mathbf{y}_1(\hat{\mathbf{x}}_1\hat{\mathbf{x}}_3)), \hat{\mathbf{x}}_1 = (\hat{\mathbf{x}}_1\hat{\mathbf{x}}_3)\hat{\mathbf{x}}_3, \hat{\mathbf{x}}_2 = \Delta_1((\mathbf{y}_0 + \mathbf{y}_1\hat{\mathbf{x}}_1) \bowtie (\mathbf{y}_2 + \mathbf{y}_3(\hat{\mathbf{x}}_1\hat{\mathbf{x}}_3))), \hat{\mathbf{x}}_0 = (\hat{\mathbf{x}}_0\hat{\mathbf{x}}_2)\hat{\mathbf{x}}_2.$

The decoding strategy starting with \mathcal{C}_0 can be modified to get a list decoder or a decoder as follows. We will denote the decoding variant by $V((\mathbf{y}_0, \mathbf{y}_1), (\mathbf{y}_2, \mathbf{y}_3))$. In the first step we decode each block with a list decoder Λ_0 for \mathcal{C}_0 . With the list decoders $\Lambda_0(\mathbf{y}_0), \Lambda_0(\mathbf{y}_1), \Lambda_0(\mathbf{y}_2)$, and $\Lambda_0(\mathbf{y}_3)$ we get the four lists $\{\hat{\mathbf{x}}_{0,j}\}$, $\{(\hat{\mathbf{x}}_{0,j}\hat{\mathbf{x}}_{1,j})\}$, $\{(\hat{\mathbf{x}}_{0,j}\hat{\mathbf{x}}_{2,j})\}$, and $\{(\hat{\mathbf{x}}_{0,j}\hat{\mathbf{x}}_{1,j}\hat{\mathbf{x}}_{2,j}\hat{\mathbf{x}}_{3,j})\}$. In the second step we use the indicator function Γ_1 for the sum of code words from the first and second list and for the sum of the third and fourth list which is $\hat{\mathbf{x}}_{0,i}(\hat{\mathbf{x}}_{0,j}\hat{\mathbf{x}}_{1,j})$ and $(\hat{\mathbf{x}}_{0,i}\hat{\mathbf{x}}_{2,i})(\hat{\mathbf{x}}_{0,j}\hat{\mathbf{x}}_{1,j}\hat{\mathbf{x}}_{2,j}\hat{\mathbf{x}}_{3,j})$. For all cases where the indicator function is one we have a code word of a Plotkin construction, namely $\mathbf{x}_0|\mathbf{x}_0\mathbf{x}_1$ from the first two lists and $\mathbf{x}_0\mathbf{x}_2|\mathbf{x}_0\mathbf{x}_2\mathbf{x}_1\mathbf{x}_3$ from the second two lists. Both are code words of a Plotkin construction with the codes \mathcal{C}_0 and \mathcal{C}_1 . Thus, with these valid code words we have now two new lists, namely $\{\hat{\mathbf{x}}_{0,i}|\hat{\mathbf{x}}_{0,i}\hat{\mathbf{x}}_{1,i}\}$ and $\{\hat{\mathbf{x}}_{0,j}\hat{\mathbf{x}}_{2,j}|\hat{\mathbf{x}}_{0,j}\hat{\mathbf{x}}_{1,j}\hat{\mathbf{x}}_{2,j}\hat{\mathbf{x}}_{3,j}\}$. The last step is to use the indicator function Γ_3 for the sum of the four blocks which must be a code word of the code \mathcal{C}_3 and is for the modulated code words $\hat{\mathbf{x}}_{0,i}\hat{\mathbf{x}}_{0,i}\hat{\mathbf{x}}_{1,i}\hat{\mathbf{x}}_{0,j}\hat{\mathbf{x}}_{2,j}\hat{\mathbf{x}}_{0,j}\hat{\mathbf{x}}_{1,j}\hat{\mathbf{x}}_{2,j}\hat{\mathbf{x}}_{3,j}$. When the indicator function is one we have a valid code word of the double Plotkin construction. Thus, we have a list of possible decoding decisions. Therefore, the described decoder is a list decoder for a double Plotkin construction

$$\Lambda_{dP} = V((\mathbf{y}_0, \mathbf{y}_1), (\mathbf{y}_2, \mathbf{y}_3)). \quad (17)$$

When selecting the solution of the list with the largest correlation we have a decoder.

The disadvantage of this decoder $V((\mathbf{y}_0, \mathbf{y}_1), (\mathbf{y}_2, \mathbf{y}_3))$ is that all lists $\Lambda_0(\mathbf{y}_i)$ must contain the correct solution, otherwise the decoding can not be correct. By using several variants $V(\mathbf{y}_i, \mathbf{y}_j)$ only the two lists of one variant must contain the correct solutions which is a much weaker condition.

C. Recursive Decoding

For RM codes it is possible to recursively apply the double Plotkin construction which can be seen also from the illustration in Fig. 1. Namely, a $\mathcal{R}(r, m), 2 \leq r \leq m - 2$ code is a

double Plotkin construction of the codes $\mathcal{C}_0 = \mathcal{R}(r, m - 2)$, $\mathcal{C}_1 = \mathcal{C}_2 = \mathcal{R}(r - 1, m - 2)$, and $\mathcal{C}_3 = \mathcal{R}(r - 2, m - 2)$. In order to decode for example $\mathcal{R}(r - 1, m - 2)$ we can again use the double Plotkin construction with $\mathcal{C}'_0 = \mathcal{R}(r - 1, m - 4)$, $\mathcal{C}'_1 = \mathcal{C}'_2 = \mathcal{R}(r - 2, m - 4)$, and $\mathcal{C}'_3 = \mathcal{R}(r - 3, m - 4)$. This can be continued until the codes have short enough length to be decoded by correlation.

According to Sec. IV-B2, the variants $V(\mathbf{y}_0 \otimes \mathbf{y}_1)|V(\mathbf{y}_2 \otimes \mathbf{y}_3)$, $V(\mathbf{y}_0 \otimes \mathbf{y}_2)|V(\mathbf{y}_1 \otimes \mathbf{y}_3)$, and $V(\mathbf{y}_1 \otimes \mathbf{y}_2)|V(\mathbf{y}_0 \otimes \mathbf{y}_3)$ are $\mathcal{R}(r - 1, m - 1)$ and each of them can be interpreted again as a double Plotkin construction with $\mathcal{C}'_0 = \mathcal{R}(r - 1, m - 3)$, $\mathcal{C}'_1 = \mathcal{C}'_2 = \mathcal{R}(r - 2, m - 3)$, and $\mathcal{C}'_3 = \mathcal{R}(r - 3, m - 3)$.

Example 5 (Recursive Decoding): The code $\mathcal{R}(3, 7) = (128, 64, 16)$ is a double Plotkin construction with the four codes $\mathcal{C}_0 = \mathcal{R}(3, 5) = (32, 26, 4)$, $\mathcal{C}_1 = \mathcal{C}_2 = \mathcal{R}(2, 5) = (32, 16, 8)$, and $\mathcal{C}_3 = \mathcal{R}(1, 5) = (32, 6, 16)$ (see Fig. 1). Then, the $\mathcal{R}(2, 5) = (32, 16, 8)$ is a double Plotkin construction with the codes $\mathcal{C}'_0 = \mathcal{R}(2, 3) = (8, 7, 2)$, $\mathcal{C}'_1 = \mathcal{C}'_2 = \mathcal{R}(1, 3) = (8, 4, 4)$, and $\mathcal{C}'_3 = \mathcal{R}(0, 3) = (8, 1, 8)$. Further, the $\mathcal{R}(3, 5) = (32, 26, 4)$ is a double Plotkin construction with the codes $\mathcal{C}'_0 = \mathcal{R}(3, 3) = (8, 8, 1)$, $\mathcal{C}'_1 = \mathcal{C}'_2 = \mathcal{R}(2, 3) = (8, 7, 2)$, and $\mathcal{C}'_3 = \mathcal{R}(1, 3) = (8, 4, 4)$. The code $\mathcal{R}(1, 5) = (32, 6, 16)$ is a simplex code and thus a Plotkin construction with $\mathcal{C}_0 = \mathcal{R}(1, 4) = (16, 5, 8)$ and $\mathcal{C}_1 = \mathcal{R}(0, 4) = (16, 1, 16)$. Therefore, for decoding of the $\mathcal{R}(3, 7) = (128, 64, 16)$ we need to decode multiple times the codes $(8, 8, 1)$, $(8, 7, 2)$, $(8, 4, 4)$, $(8, 1, 8)$, $(16, 5, 8)$, and $(16, 1, 16)$.

Another possibility is to consider a Plotkin construction where one code is the $(64, 22, 16)$ code which can be interpreted as a double Plotkin construction with $\mathcal{C}_0 = \mathcal{R}(3, 4) = (16, 11, 4)$, $\mathcal{C}_1 = \mathcal{C}_2 = \mathcal{R}(2, 4) = (16, 5, 8)$, and $\mathcal{C}_3 = \mathcal{R}(1, 4) = (16, 1, 16)$.

For Plotkin constructions with other code classes the recursive decoding is only possible if the used codes have the necessary subcode properties.

V. PERFORMANCE OF DOUBLE PLOTKIN CONSTRUCTIONS

We will first introduce decoding algorithms which are the realizations of the decoding functions. Short codes will be decoded by the correlation with all code words. To decode simplex codes we introduce two ML decoders. Also, repetition and parity-check codes can be ML decoded. These algorithms will be used to decode the $\mathcal{R}(2, 5) = (32, 16, 8)$ RM code. We study the performance of different variants and their combinations without and with list decoding of the hidden code words in the first decoding step. Some examples of the complexity for the decoding of some variants are given. Finally, we show that also constructions which are not RM codes as well as constructions based on BCH codes can be decoded with variants which decode hidden code words. We introduce two classes of half-rate codes based on RM codes.

A. Decoding Algorithms

We will describe possible realizations of the decoding functions. Since we use the recursive decoding described in Sec. IV-C we need to decode only short codes which we can do by calculating the correlation with all code words according to Lemma 2. In addition, we have

to decode simplex, repetition, and parity-check codes. We will describe possible algorithms in the following.

Let us recall an old result [9, Th. 9.27, p. 381] for ML decoding of first-order RM codes $\mathcal{R}(1, m)$ (simplex codes). For these codes the code \mathcal{C}_1 is a repetition code $(2^{m-1}, 1, 2^{m-1})$ and \mathcal{C}_0 is also a simplex code $(2^{m-1}, m, 2^{m-2})$. The following Lemma is a modification of the old result.

Lemma 6 (ML Decoding of Simplex Codes): If the code \mathcal{C}_1 in a Plotkin construction is a repetition code and the code \mathcal{C}_0 contains the all-one code word, then ML decoding of the code $\mathcal{C} = |\mathbf{u}_0|\mathbf{u}_0 + \mathbf{u}_1| \leftrightarrow |\mathbf{x}_0|\mathbf{x}_0\mathbf{x}_1|$ can be done by $|\Phi(\mathbf{x}_0, \mathbf{y}_0)| + |\Phi(\mathbf{x}_0, \mathbf{y}_1)|$ over all code words of \mathcal{C}_0^- which (according to Lemma 2) contains only either a code word or the inverted code word but not both.

PROOF. Let the maximum of the correlations of all code words of \mathcal{C} be $\phi_m = \Phi(\mathbf{x}, \mathbf{y})$ and the corresponding code word is $\mathbf{x}_m|\mathbf{x}_m\mathbf{x}_1 \in \mathcal{C}$ where \mathbf{x}_1 is either all-one or the all-minus-one vector. Thus, either $\mathbf{x}_m|\mathbf{x}_m$ or $\mathbf{x}_m|-\mathbf{x}_m$. For the code word $\mathbf{x}_m \in \mathcal{C}_0$ we can write $\phi_m = \Phi(\mathbf{x}_m, \mathbf{y}_0) + \Phi(\mathbf{x}_m, \mathbf{x}_1\mathbf{y}_1)$. Now, for $\mathbf{x}_m \in \mathcal{C}_0^-$ the maximum of the correlation $\Phi(\mathbf{x}_0, \mathbf{y}_0)$ for $\mathbf{x}_0 \in \mathcal{C}_0^-$ is ϕ_m for $\mathbf{x}_0 = \mathbf{x}_m$. In case of $\mathbf{x}_m \notin \mathcal{C}_0^-$ according to the definition $-\mathbf{x}_m \in \mathcal{C}_0^-$ and the correlation is $-\phi_m = \Phi(-\mathbf{x}_m, \mathbf{y}_0)$. Taking the absolute value will give this maximum. The same argument holds for $\Phi(\mathbf{x}_m\mathbf{x}_1, \mathbf{y}_1)$ since \mathbf{x}_1 can only be the all-one or the all-minus-one vector. If the sum $|\Phi(\mathbf{x}_0, \mathbf{y}_0)| + |\Phi(\mathbf{x}_0, \mathbf{y}_1)|$ is maximized at \mathbf{x}_d then the decision is $\hat{\mathbf{x}}_0 = \mathbf{x}_d$ if $\Phi(\mathbf{x}_d, \mathbf{y}_0) > 0$ and $\hat{\mathbf{x}}_0 = -\mathbf{x}_d$ otherwise. The decision is $\hat{\mathbf{x}}_0\hat{\mathbf{x}}_1 = \hat{\mathbf{x}}_0$ if the sign of $\Phi(\mathbf{x}_d, \mathbf{y}_0)$ is the same as the sign of $\Phi(\mathbf{x}_d, \mathbf{y}_1)$ and $\hat{\mathbf{x}}_0\hat{\mathbf{x}}_1 = -\hat{\mathbf{x}}_0$ otherwise.

The interpretation of a simplex code of length $4n$ as double Plotkin construction yields another ML decoding algorithm. Only two different codes are used, a simplex code \mathcal{C}_0 and a repetition code $\mathcal{C}_1 = \mathcal{C}_2$ (\mathcal{C}_3 is not used or consists of the all-one code word only) where the length of each code is n . A code word is then $\mathbf{x}_0|\mathbf{x}_0\mathbf{x}_1|\mathbf{x}_0\mathbf{x}_2|\mathbf{x}_0\mathbf{x}_1\mathbf{x}_2$. The add-four is $\mathbf{w} = \mathbf{y}_0 + \mathbf{x}_1\mathbf{y}_1 + \mathbf{x}_2\mathbf{y}_2 + \mathbf{x}_1\mathbf{x}_2\mathbf{y}_3$. The two repetition codes \mathbf{x}_1 and \mathbf{x}_2 can be either all-one or all-minus-one which gives four possible cases $\mathbf{w} = \mathbf{y}_0 + \mathbf{y}_1 + \mathbf{y}_2 + \mathbf{y}_3$, $\mathbf{w} = \mathbf{y}_0 - \mathbf{y}_1 + \mathbf{y}_2 - \mathbf{y}_3$, $\mathbf{w} = \mathbf{y}_0 + \mathbf{y}_1 - \mathbf{y}_2 - \mathbf{y}_3$, and $\mathbf{w} = \mathbf{y}_0 - \mathbf{y}_1 - \mathbf{y}_2 + \mathbf{y}_3$. We get 6 dB gain and \mathbf{w} is a noisy code word of a simplex code of length n . We can decode each and get four estimates $\hat{\mathbf{x}}_0$. In order to compare the four different solutions we have to calculate $\hat{\mathbf{x}} = \hat{\mathbf{x}}_0|\hat{\mathbf{x}}_0\hat{\mathbf{x}}_1|\hat{\mathbf{x}}_0\hat{\mathbf{x}}_2|\hat{\mathbf{x}}_0\hat{\mathbf{x}}_1\hat{\mathbf{x}}_2$ and the correlation $\Phi(\hat{\mathbf{x}}, \mathbf{y})$. However, according to Lemma 5, this can be done by summation of the terms $x_{0,i}w_i$. If the decoding of $\hat{\mathbf{x}}_0$ is ML then the correlation is maximal in each of the four cases. If we choose the maximum of the four cases we get the largest possible correlation and have an ML decoder which has proved the following lemma.

Lemma 7 (ML Decoding of Simplex Codes II): A double Plotkin construction of a simplex code of length $4n$ consists of a simplex code \mathcal{C}_0 and a repetition code $\mathcal{C}_1 = \mathcal{C}_2$ where the length of each code is n . Using a list of length four with all possible combinations of the two repetition codes gives the add-four $\mathbf{w} = \mathbf{y}_0 \pm \mathbf{y}_1 \pm \mathbf{y}_2 \pm \mathbf{y}_3$. Decoding by \mathbf{w} by an ML decoder for the simplex code \mathcal{C}_0 is ML decoding.

Example 6 (ML Decoding of Simplex Code): The code $\mathcal{C}_0(4, 3, 2)$ consists of the four code words of \mathcal{C}_0^- , namely 0000, 0011, 0101, and 0110 and the inverted code words \mathcal{C}_0^+ are 1111, 1100, 1010, and 1001. We use the repetition code $\mathcal{C}_1(4, 1, 4)$ and with the Plotkin construction

we get the code $\mathcal{R}(1, 3) = \mathcal{C}(8, 4, 4)$. According to Lemma 6 we can ML decode this code by the four correlations

$$\begin{aligned} |y_0 + y_1 + y_2 + y_3| + |y_4 + y_5 + y_6 + y_7| &= |\phi_{0,0}| + |\phi_{0,1}| \\ |y_0 + y_1 - y_2 - y_3| + |y_4 + y_5 - y_6 - y_7| &= |\phi_{1,0}| + |\phi_{1,1}| \\ |y_0 - y_1 + y_2 - y_3| + |y_4 - y_5 + y_6 - y_7| &= |\phi_{2,0}| + |\phi_{2,1}| \\ |y_0 - y_1 - y_2 + y_3| + |y_4 - y_5 - y_6 + y_7| &= |\phi_{3,0}| + |\phi_{3,1}| \end{aligned}$$

We choose the maximal value of these four, say it has index i . If the sign of $\phi_{i,0} > 0$ then it is the code word and otherwise the inverted code word. If the sign of $\phi_{i,0}$ is the same as for $\phi_{i,1}$ then it is the all-zero codeword of the repetition code otherwise the all-one code word. Note that one correlation consists of 7 additions, thus, all together 28 additions; finding the maximum needs 4 comparisons.

For the ML decoding according to Lemma 7 we use the codes $\mathcal{C}_0(2, 2, 1)$ and $\mathcal{C}_1(2, 1, 2) = \mathcal{C}_2(2, 1, 2)$ for a double Plotkin construction. For all four cases of possible repetition codes we calculate the add-four

$$\begin{aligned} w_0 &= y_0 + y_2 + y_4 + y_6, & w_1 &= y_1 + y_3 + y_5 + y_7 \\ w_0 &= y_0 - y_2 + y_4 - y_6, & w_1 &= y_1 - y_3 + y_5 - y_7 \\ w_0 &= y_0 + y_2 - y_4 - y_6, & w_1 &= y_1 + y_3 - y_5 - y_7 \\ w_0 &= y_0 - y_2 - y_4 + y_6, & w_1 &= y_1 - y_3 - y_5 + y_7. \end{aligned}$$

Now we decide the code word \mathbf{x}_0 as $(1, 1)$ if $w_0 > 0$ and $w_1 > 0$, as $(1, -1)$ if $w_0 > 0$ and $w_1 < 0$, as $(-1, 1)$ if $w_0 < 0$ and $w_1 > 0$, and as $(-1, -1)$ if $w_0 < 0$ and $w_1 < 0$. We choose the decision with maximum $|w_0| + |w_1|$ which has the largest correlation of all possible code words. We need 3 additions per w_i which gives the total number 24 for all eight coefficients. Then, 4 additions and 4 comparisons.

Finally, we recall the well known ML decoding of repetition and parity-check codes.

Lemma 8 (ML Decoding of Repetition and Parity-Check Codes): A repetition code $\mathcal{R}(0, m) = (2^m, 1, 2^m)$ can be ML decoded given the received vector \mathbf{y} by calculating $\Phi = \sum_{i=0}^{n-1} y_i$. For $\Phi > 0$ the decision is the all-zero code word and otherwise the all-one code word. A parity-check code $\mathcal{R}(m-1, m) = (2^m, 2^m - 1, 2)$ can be ML decoded by flipping the position with the smallest reliability if the weight is odd.

Table III
DECODING VARIANTS FOR SIMULATION

Starting with	Variant	Number of Variants
\mathcal{C}_3	$V(4, \mathbf{y}_i \times \mathbf{y}_j)$	3
$\mathcal{C}_1, \mathcal{C}_2$	$V(\mathbf{y}_i \times \mathbf{y}_j)$	6
\mathcal{C}_0	$V(\mathbf{y}_i, \mathbf{y}_j)$	6

B. Variants and Lists

In Sec. IV-B we have introduced decoding variants which are repeated in Table III. We will simulate the performance of different variants and their combinations without and with list decoding in the first decoding step. For this we use the $\mathcal{R}(2, 5) = (32, 16, 8)$ RM code. This code is a double Plotkin construction of the codes $\mathcal{C}_0 = (8, 7, 2)$, $\mathcal{C}_1 = \mathcal{C}_2 = (8, 4, 4)$, and $\mathcal{C}_3 = (8, 1, 8)$ which is a repetition code. A code word consists of four blocks $\mathbf{x}_0 | \mathbf{x}_0 \mathbf{x}_1 | \mathbf{x}_0 \mathbf{x}_2 | \mathbf{x}_0 \mathbf{x}_1 \mathbf{x}_2 \mathbf{x}_3$. Transmitting a code word over an AWGN channel we receive

$$\mathbf{y} = |y_0|y_1|y_2|y_3| = |\mathbf{x}_0 + \mathbf{z}_0| \mathbf{x}_0 \mathbf{x}_1 + \mathbf{z}_1 | \mathbf{x}_0 \mathbf{x}_2 + \mathbf{z}_2 | \mathbf{x}_0 \mathbf{x}_1 \mathbf{x}_2 \mathbf{x}_3 + \mathbf{z}_3|$$

where \mathbf{z}_i is the noise vector. As decoder Δ_1 and Δ_2 we use the one from Ex. 6 which is ML and provides also a list of the best decisions if necessary. For the other two codes we use decoders according to Lemma 8.

1) *Starting Decoding with \mathcal{C}_3* : Interpreting the double Plotkin construction as GCC, traditionally \mathcal{C}_3 is decoded first, then \mathcal{C}_2 , \mathcal{C}_1 , and finally, \mathcal{C}_0 which corresponds to variant $V(4, \mathbf{y}_0 \times \mathbf{y}_2)$ in Sec. IV-B1. The performance of $V(4, \mathbf{y}_0 \times \mathbf{y}_2)$ is shown in Fig. 5 where the word error rate (WER) is plotted versus the signal-to-noise ratio. The other two variants $V(4, \mathbf{y}_0 \times \mathbf{y}_1)$ and $V(4, \mathbf{y}_1 \times \mathbf{y}_2)$ give the same performance as $V(4, \mathbf{y}_0 \times \mathbf{y}_2)$. The first decoding step of all three variants is the same and done with join-four $\mathbf{y}_0 \times \mathbf{y}_1 \times \mathbf{y}_2 \times \mathbf{y}_3$ which is a disturbed hidden code word of \mathcal{C}_3 and decoded by Δ_3 . Using all three variants together and deciding for the one with the largest correlation gives hardly any improvement as shown in Fig. 5. The improvement even gets smaller for larger signal-to-noise ratios. The explanation is that the first decoding step is the same in all three variants and dominates the performance. Using only one variant but a list decoder for \mathcal{C}_3 with $L = 2$, the improvement is larger than with the three variants without list decoding. Note that $L = 2$ corresponds to a complete list of all possible code words since \mathcal{C}_3 is a repetition code. We also see in Fig. 5 that using the three variants in case of a list decoder Λ_3 with $L = 2$ gives an improvement and in fact it reaches almost ML performance. The ML performance is known for this code and so we do not need to use the ML-bound.

2) *Starting Decoding with $\mathcal{C}_1, \mathcal{C}_2$* : We consider first the variants of Sec. IV-B2 without list decoding in the first step. The simulation results are shown in Fig. 6. Using only variant $V(\mathbf{y}_0 \times \mathbf{y}_1)$ the performance is more than 1 dB worse at a WER of 10^{-1} than using the two variants $V(\mathbf{y}_0 \times \mathbf{y}_1)$ and $V(\mathbf{y}_0 \times \mathbf{y}_2)$ and deciding for the codeword with larger correlation. However, using the two variants $V(\mathbf{y}_0 \times \mathbf{y}_1)$ and $V(\mathbf{y}_2 \times \mathbf{y}_3)$ the performance is about 1.5 dB better at a WER of 10^{-1} than using only variant $V(\mathbf{y}_0 \times \mathbf{y}_1)$. The explanation is that in

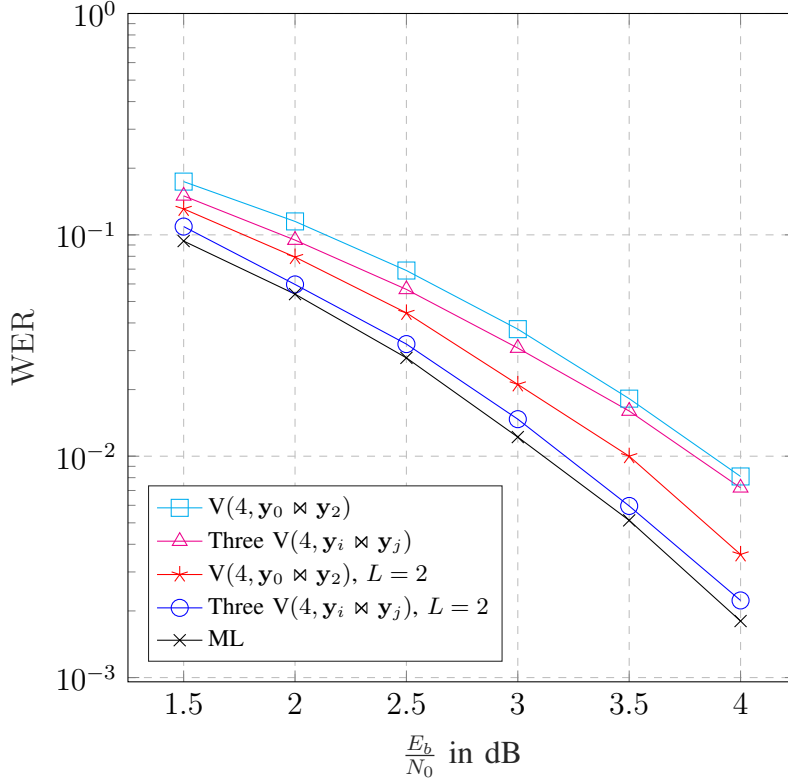


Figure 5. WER $\mathcal{R}(2,5)$ starting with \mathcal{C}_3

the case $V(\mathbf{y}_0 \times \mathbf{y}_1)$ and $V(\mathbf{y}_0 \times \mathbf{y}_2)$ both use the block \mathbf{y}_0 for each first decoding step which means they are dependent. In the second case $V(\mathbf{y}_0 \times \mathbf{y}_1)$ and $V(\mathbf{y}_2 \times \mathbf{y}_3)$ there is no common block for each first decoding step. Using all six variants $V(\mathbf{y}_0 \times \mathbf{y}_1)$, $V(\mathbf{y}_2 \times \mathbf{y}_3)$, $V(\mathbf{y}_0 \times \mathbf{y}_2)$, $V(\mathbf{y}_1 \times \mathbf{y}_3)$, $V(\mathbf{y}_1 \times \mathbf{y}_2)$, and $V(\mathbf{y}_0 \times \mathbf{y}_3)$, for decoding gives almost ML performance and is about 0.5 dB better at a WER of 10^{-1} than variants $V(\mathbf{y}_0 \times \mathbf{y}_1)$ and $V(\mathbf{y}_2 \times \mathbf{y}_3)$. We notice that the performance improvement when adding additional variants is much larger here than in Fig. 5 when we start decoding \mathcal{C}_3 . The explanation is that according to Eq. (10) the probability that errors are cancelled is very large for the join-four operation and according to Lemma 3 this error reduction occurs at least in one of the join-two of the six variants we start the decoding with. The second decoding in each variant is \mathcal{C}_3 , however, with join-two and not join-four as in $V(4, \mathbf{y}_0 \times \mathbf{y}_2)$. Therefore, the decoding is correct with a much larger probability than for join-four. For the third decoder we have the add-join operation which according to Ex. 4 reduces the number of errors considerably. The last decoder operates in a 6 dB better channel. So, if the first decoder finds the correct solution the three following are also correct with large probability. Further, it can be observed that the slope of the performance curves gets larger with the number of used variants. This effect is known exploiting diversity in communications. But using one variant only the performance of variant $V(\mathbf{y}_0 \times \mathbf{y}_1)$ is more than 1 dB worse

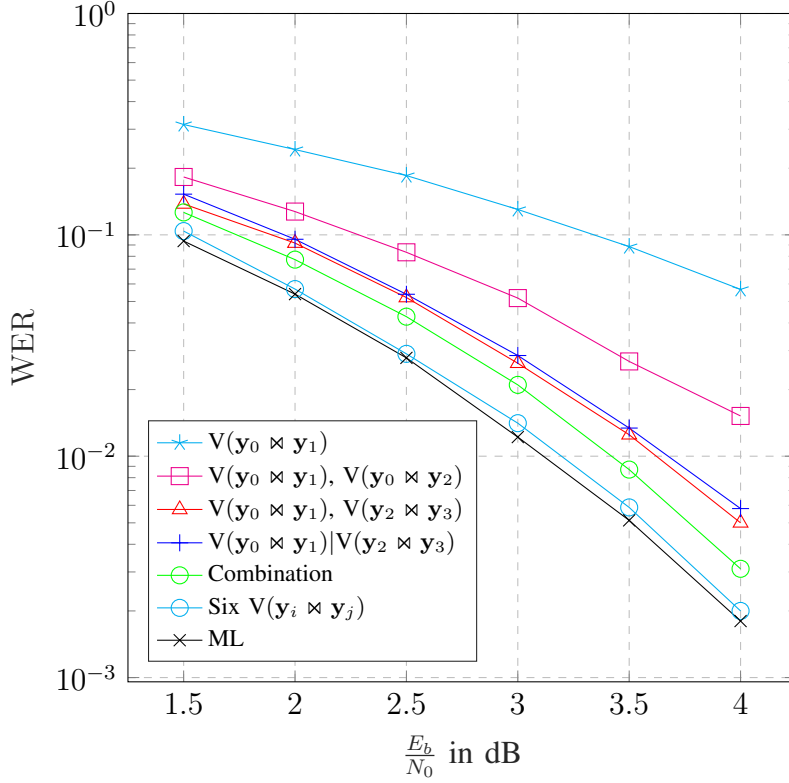


Figure 6. WER $\mathcal{R}(2,5)$ starting with $\mathcal{C}_1, \mathcal{C}_2$

at a WER of 10^{-1} than $V(4, y_0 \times y_2)$ from Fig. 5 which follows from the fact that \mathcal{C}_1 has minimum distance 4, while \mathcal{C}_3 has 8.

In Fig. 6 we also show simulation results of a further aspect of the decoding variants. In Sec. IV-B2 an alternative interpretation was described using $y_0 \times y_1|y_2 \times y_3$ which is a Plotkin construction $x_1|x_1x_3$ and in our example a $\mathcal{R}(1,4) = (16,5,8)$ code which can be ML decoded according to Lemma 6. After this, with a add-join operation \mathcal{C}_2 is decoded and then after a add-four operation \mathcal{C}_0 . Using this decoder $V(y_0 \times y_1)|V(y_2 \times y_3)$ in the first step the performance is surprisingly slightly worse than the case $V(y_0 \times y_1)$ and $V(y_2 \times y_3)$ as shown in Fig. 6. The simulation using a combination of the three variants $V(y_0 \times y_1)$, $V(y_2 \times y_3)$, and $V(y_0 \times y_1)|V(y_2 \times y_3)$ gives a visible improvement (named Combination in Fig. 6). This means that there are cases when $V(y_0 \times y_1)$ and $V(y_2 \times y_3)$ cannot decode but $V(y_0 \times y_1)|V(y_2 \times y_3)$ decodes correctly and vice versa. The explanation for this effect is as follows. The ML decoding calculates the sum of the absolute values of the correlation of the code words of the code \mathcal{C}_1 with the two vectors $y_0 \times y_1$ and $y_2 \times y_3$ and chooses the maximum. The result is $x_1|x_1x_3$ and with x_1 and x_3 the remaining two decoding steps are done. The other two variants decide the two correlations independently. The first variant calculates the correlation of the code words of the code \mathcal{C}_1 with the vector $y_0 \times y_1$ and

chooses the maximum as decision for \mathbf{x}_1 . Then, in the second decoding step, it calculates a join-two $\mathbf{y}_2 \bowtie \mathbf{y}_3 \mathbf{x}_1$ in order to decode \mathbf{x}_3 . The remaining two decoding steps are identical to the above case. The second variant calculates the correlation of the code words of the code \mathcal{C}_1 with the vector $\mathbf{y}_2 \bowtie \mathbf{y}_3$ and chooses the maximum as decision for $\mathbf{x}_1 \mathbf{x}_3$ and then calculates a join-two $\mathbf{y}_0 \bowtie \mathbf{y}_1 \mathbf{x}_1 \mathbf{x}_3$ in order to decode \mathbf{x}_3 . Therefore, it can happen that the correlation with $\mathbf{y}_0 \bowtie \mathbf{y}_1$ gives the correct result but the one with $\mathbf{y}_2 \bowtie \mathbf{y}_3$ the wrong one and vice versa. Then, the sum of both absolute values of this correlation might give the wrong decision in the ML decoding. The opposite case is that both separate correlations give the wrong result but the sum the correct one.

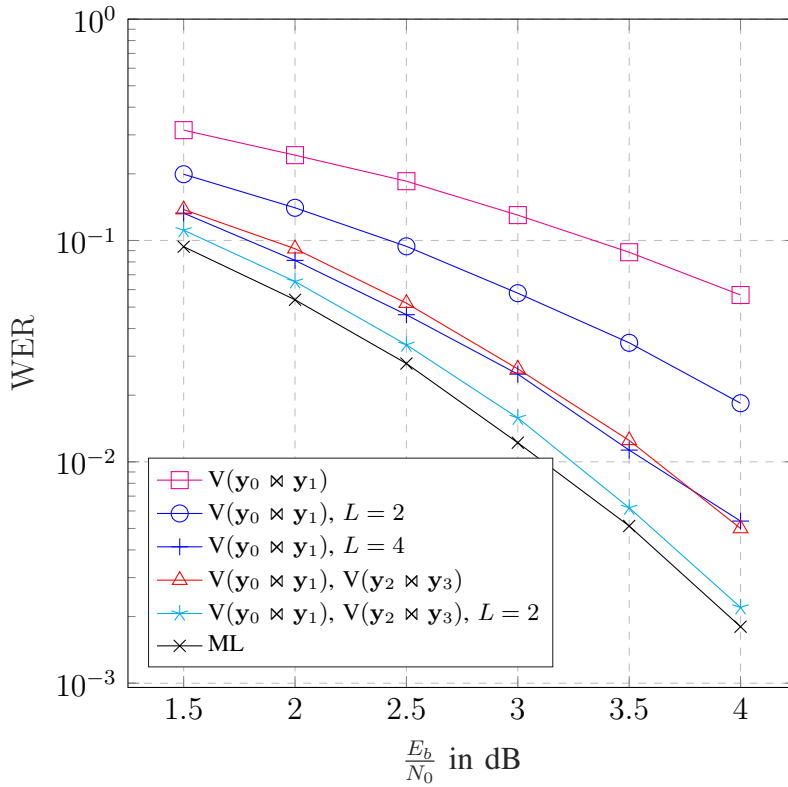


Figure 7. WER $\mathcal{R}(2, 5)$ starting with $\mathcal{C}_1, \mathcal{C}_2$ with list decoding

Now we consider the variants from Sec. IV-B2 with list decoding in the first step. The simulation results are shown in Fig. 7. Variant $V(\mathbf{y}_0 \bowtie \mathbf{y}_1)$ with list $L = 2$ is about 1 dB better at a WER of 10^{-1} than without list. However, variants $V(\mathbf{y}_0 \bowtie \mathbf{y}_1)$ and $V(\mathbf{y}_2 \bowtie \mathbf{y}_3)$ are more than 1.5 dB better at a WER of 10^{-1} compared to variant $V(\mathbf{y}_0 \bowtie \mathbf{y}_1)$. This shows that in case of two decoders two variants give a better performance than one variant with list size $L = 2$. The explanation is that one variant does not use the variance within the received blocks but rather starts with a list decoder for a single join-two $\mathbf{y}_0 \bowtie \mathbf{y}_1$. The probability that this list does not contain the correct code word must therefore be larger than the probability that both

join-two, $\mathbf{y}_0 \bowtie \mathbf{y}_1$ and $\mathbf{y}_2 \bowtie \mathbf{y}_3$, are not decoded correctly. Using two variants $V(\mathbf{y}_0 \bowtie \mathbf{y}_1)$ and $V(\mathbf{y}_2 \bowtie \mathbf{y}_3)$ with a list $L = 2$ gives another significant improvement. This should be compared to $V(\mathbf{y}_0 \bowtie \mathbf{y}_1)$ with list $L = 4$ since both use 4 decoders. However, as seen in Fig. 7 the variant $V(\mathbf{y}_0 \bowtie \mathbf{y}_1)$ with list $L = 4$ has very similar performance to variants $V(\mathbf{y}_0 \bowtie \mathbf{y}_1)$ and $V(\mathbf{y}_2 \bowtie \mathbf{y}_3)$ which are only two decoders. Even more, this two curves are crossing each other at 3.75 dB which can be explained by the fact that the two variants use the variability of the channel since both use different blocks and therefore, the performance curve has a steeper slope. Adding more variants with different list sizes brings the performance closer to the ML curve but since the use of two variants with list size $L = 2$ is already close to ML we omit these curves.

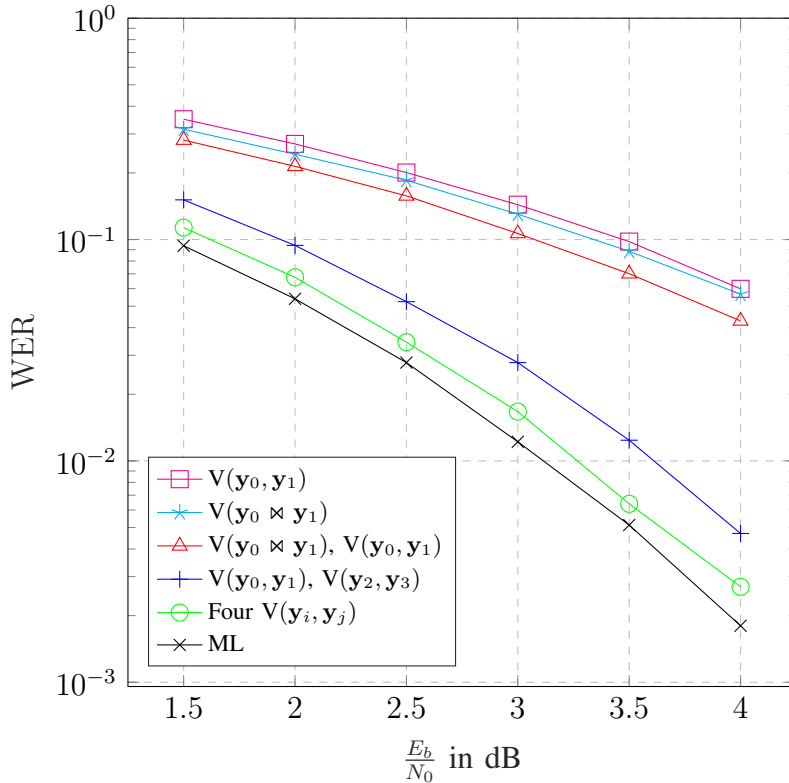


Figure 8. WER $\mathcal{R}(2,5)$ starting with \mathcal{C}_0

3) *Starting Decoding with \mathcal{C}_0* : For this variants it is necessary that $\mathcal{C}_1 \subset \mathcal{C}_0$, $\mathcal{C}_2 \subset \mathcal{C}_0$, and $\mathcal{C}_3 \subset \mathcal{C}_0$. The variants of Sec. IV-B3 are related to the ones of Sec. IV-B2 as follows. In $V(\mathbf{y}_0 \bowtie \mathbf{y}_1)$ we use $\mathbf{y}_0 \bowtie \mathbf{y}_1$ and then a decoder Δ_1 for \mathcal{C}_1 . In $V(\mathbf{y}_0, \mathbf{y}_1)$ we use list decoders Λ_0 for both, \mathbf{y}_0 and \mathbf{y}_1 and then an indicator Γ_1 for \mathcal{C}_1 in order to select proper code words from the two lists. While the join-two operation in $V(\mathbf{y}_0 \bowtie \mathbf{y}_1)$ might cancel errors the errors are unchanged in $V(\mathbf{y}_0, \mathbf{y}_1)$. On the other hand, the reliability values of the channel are changed in $V(\mathbf{y}_0 \bowtie \mathbf{y}_1)$ but not in $V(\mathbf{y}_0, \mathbf{y}_1)$. The simulation results are shown in Fig. 8.

It can be observed that $V(y_0, y_1)$ has a slightly worse performance than $V(y_0 \bowtie y_1)$ which is due to the cancellation of errors by the join-two. However, both variants correct different errors which can be seen by the small improvement when using both variants and choosing the decision with larger correlation. This means that some errors can be corrected by $V(y_0, y_1)$ but not by $V(y_0 \bowtie y_1)$ and vice versa. Using two variants $V(y_0, y_1)$ and $V(y_2, y_3)$ gives also here an improvement of more than 1.5dB at a WER of 10^{-1} as for variants $V(y_0 \bowtie y_1)$ and $V(y_2 \bowtie y_3)$. The results from Fig. 8 and Fig. 6 are very similar. The performance of four variants $V(y_0, y_1)$, $V(y_2, y_3)$, $V(y_0, y_2)$, and $V(y_1, y_3)$ is already close to ML decoding. The performance of all six variants is almost identical to the six variants $V(y_i \bowtie y_j)$ and therefore omitted. Since the results are very similar to those starting with \mathcal{C}_1 , \mathcal{C}_2 we will not consider the variants starting decoding with \mathcal{C}_0 in the following simulation results.

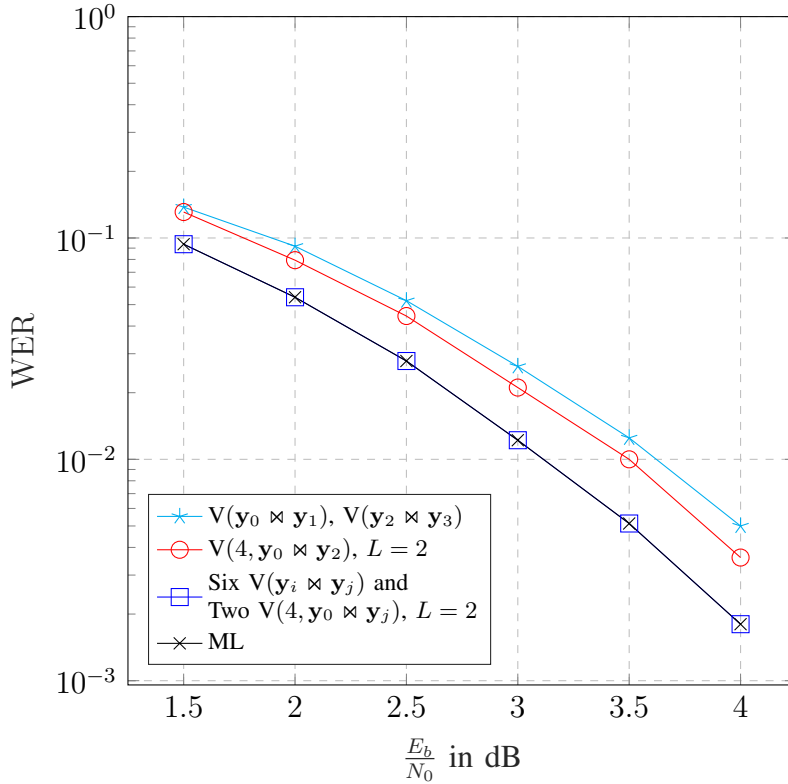


Figure 9. WER $\mathcal{R}(2, 5)$ Mixed Decoding Variants

4) *Starting Decoding with \mathcal{C}_1 , \mathcal{C}_2 , \mathcal{C}_3* : Here, we will consider mixed variants which start decoding with \mathcal{C}_1 , \mathcal{C}_2 and \mathcal{C}_3 . In Fig. 9 the performance curves of $V(y_0 \bowtie y_1)$ and $V(y_2 \bowtie y_3)$ is repeated for comparison. It can be seen that the performance $V(4, y_0 \bowtie y_2)$, $L=2$ is slightly better than the repeated curve. Using all six variants $V(y_i \bowtie y_j)$ and two variants $V(4, y_0 \bowtie y_1)$ and $V(4, y_0 \bowtie y_2)$ with list size $L=2$ each of the performance curves in Fig. 9 is identical to ML performance. We will use this as the decoder in Sec. VI for recursive decoding.

5) *Decoding Complexity*: In the decoding we use three operations, namely, correlation, join and add, and sorting or finding the maximum or minimum. The correlation has as basic operation the addition of real values and a sign operation. The join and add operations consist of sign operations, comparisons, and additions. The sorting or the search of the maximum or minimum consists of comparisons. The complexity of all used join and add operations can be given in general when the four blocks have length n each which means the constructed code has length $4n$. The values are given in Table IV. We count the sign operations, the comparisons, and the additions separately. If we ignore the sign operations and assume that a comparison has the same complexity as an addition we denote this number as \hat{c} operations in the table.

Table IV
COMPLEXITY OF JOIN AND ADD OPERATIONS

operation	sign	comp	add	\hat{c}
join-two	n	n		n
join-four	$3n$	$3n$		$3n$
add-two	n		n	n
add-four	$3n$		$3n$	$3n$
join-add	$2n$	$2n$	n	$3n$
add-join	n	n	$2n$	$3n$

The complexity of the decoders can not be given in general since it depends on the specific decoding algorithm used. For the decoders used in this section we can count the operations as follows. The decoder of \mathcal{C}_3 needs 7 additions and 1 sign operation which means 7 \hat{c} operations. The decoding of \mathcal{C}_1 and \mathcal{C}_2 is done according to Ex. 6 with 28 additions, 32 sign operations, and 3 comparisons to find the maximum of the correlations which corresponds to 31 \hat{c} operations. Finally, the decoding of \mathcal{C}_0 needs 8 sign operations to check the weight and 7 comparisons to find the most unreliable position in case the weight was odd which is 7 \hat{c} operations. With these complexities we can now derive the ones of different variants.

The decoding starting with \mathcal{C}_3 consists of the following join and add operations. One join-four, one join-add, one add-join, and one add-four, thus, according to Table IV, $9n$ sign operations, $6n$ comparisons, and $6n$ additions or $12n$ \hat{c} operations. Since here $n = 8$ the total complexity is 96 \hat{c} operations. In addition, we need to decode one time \mathcal{C}_3 , \mathcal{C}_2 and \mathcal{C}_1 , and \mathcal{C}_0 which has the complexity $7+31+31+7 = 76$ \hat{c} operations. For the measure to compare different variants the correlation $\Phi(\hat{\mathbf{x}}, \mathbf{y})$ is calculated using Lemma 5 with 7 additions and 8 sign operations since we use add-four which means 7 \hat{c} operations. Therefore, this variant has an overall complexity of $96 + 76 + 7 = 180$ \hat{c} operations.

Any variant from Sec. IV-B2 without list needs two join-two, one add-join, and one add-four, thus, according to Table IV, $2n$, $3n$, and $3n$, altogether $8n$ \hat{c} operations. Since here $n = 8$ the complexity is 64 \hat{c} operations. The complexity for the decoding of the four codes and the final correlation is the same as above with 83 \hat{c} operations. Therefore, the overall complexity for this variant is 147 \hat{c} operations which is 33 \hat{c} operations less than for the variant above. Note that the correlation of the final decision is already included. If we use a decoder which uses all six variants from Sec. IV-B2 without list we need $6 \cdot 147 + 5 = 887$ \hat{c} operations,

Table V
COMPLEXITY OF DECODING VARIANTS FOR $\mathcal{R}(2, 5)$

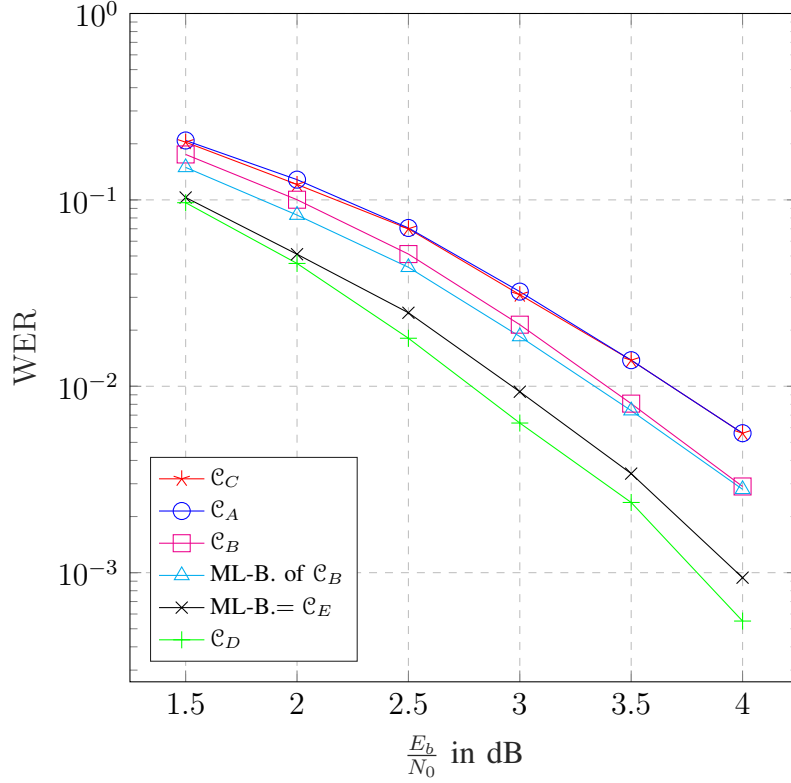
Variant	Number of $\hat{\mathbf{a}}\hat{\mathbf{c}}$ Operations
$V(4, \mathbf{y}_i \bowtie \mathbf{y}_j)$	180
$V(\mathbf{y}_i \bowtie \mathbf{y}_j)$	147
Six $V(\mathbf{y}_i \bowtie \mathbf{y}_j)$	887

assuming that the decoders are independent parallel implementations. The examples for the complexity are summarized in Table V. Since the complexity is that small we do not analyze a possible reduction by calculating some join and add operations only once and subsequently using it for all six variants.

Note that the decoding complexity for a list decoder depends also on the specific algorithm and so it cannot be given in general. However, when we decode a code by correlation with all code words we have a set of correlation values. For a decoder we have to find the maximum correlation and for a list decoder we have to find the L largest correlation values by sorting. Here, the list decoding of \mathcal{C}_1 needs 28 $\hat{\mathbf{a}}\hat{\mathbf{c}}$ operations to calculate the 4 correlation values. Instead of the 3 comparisons to find the maximum we need $3 + 2 + 1 = 6$ comparisons in order to sort the correlation values. For each code word of the list only three remaining codes have to be decoded. Therefore, the complexity of a variant using listsize L in the first decoding step is less than L times the complexity of this variant without list.

C. Modified Code Constructions

The main scope here is to show that the recursive Plotkin construction is not limited to RM codes but can create a huge variety of codes. In order to show some of these possibilities we consider five codes $\mathcal{C}(64, 32, d)$ where the first three are based on RM codes but are not RM codes themselves and the other two use BCH codes as component codes. However, all five codes have a subcode property such that hidden code words can be used for decoding them. The first code \mathcal{C}_A is the double Plotkin construction with the RM codes $\mathcal{C}_0 = (16, 15, 2)$, $\mathcal{C}_1 = (16, 11, 4)$, $\mathcal{C}_2 = (16, 5, 8)$, and $\mathcal{C}_3 = (16, 1, 16)$. Note that this is not a RM code. The second construction \mathcal{C}_B is $\mathcal{C}_0 = (16, 11, 4)$, $\mathcal{C}_1 = \mathcal{C}_2 = (16, 8, 4)$, and $\mathcal{C}_3 = (16, 5, 8)$. For the $(16, 8, 4)$ code we use two possibilities. One possibility concatenates two code words of the simplex code of length 8, namely $\mathcal{C}_1 = \mathcal{C}_2 = |(8, 4, 4)|(8, 4, 4)|$ and the second possibility uses a double Plotkin construction with $\mathcal{C}'_0 = (4, 3, 2)$, $\mathcal{C}'_1 = (4, 2, 2)$, $\mathcal{C}'_2 = (4, 2, 2)$, and $\mathcal{C}'_3 = (4, 1, 4)$. For the $(4, 2, 2)$ code we use the linear subcode of $(4, 3, 2)$ with the code words 0000, 1100, 0011, 1111. Both possibilities preserve the subcode structure for the decoding with hidden code words. The third construction \mathcal{C}_C is $\mathcal{C}_0 = (16, 11, 4)$, $\mathcal{C}_1 = (16, 11, 4)$, $\mathcal{C}_2 = (16, 5, 8)$, and $\mathcal{C}_3 = (16, 5, 8)$. The construction \mathcal{C}_D uses the code $\mathcal{C}_0 = (16, 13, 2)$ and the extended BCH codes $\mathcal{C}_1 = \mathcal{C}_2 = (16, 7, 6)$, and $\mathcal{C}_3 = (16, 5, 8)$. For the definition of BCH codes we refer to [9, Ch. 4, pp. 81–94] or [8]. For the code $\mathcal{C}_0 = (16, 13, 2) = |(6, 5, 2)|(5, 4, 2)|(5, 4, 2)|$ we use the concatenation of three parity-check codes. Note that using only decoding variants from Sec. IV-B2 and from Sec. IV-B1 no subcode property for the code

Figure 10. $(64, 32, \geq 8)$ WER for different CodesTable VI
HALF-RATE CODES OF LENGTH 64

Code	\mathcal{C}_0	\mathcal{C}_1	\mathcal{C}_2	\mathcal{C}_3
\mathcal{C}_A	(16, 15, 2)	(16, 11, 4)	(16, 5, 8)	(16, 1, 16)
\mathcal{C}_B	(16, 11, 4)	(16, 8, 4)	(16, 8, 4)	(16, 5, 8)
\mathcal{C}_C	(16, 11, 4)	(16, 11, 4)	(16, 5, 8)	(16, 5, 8)
\mathcal{C}_D	(16, 13, 2)	(16, 7, 6)	(16, 7, 6)	(16, 5, 8)
\mathcal{C}_E	(16, 15, 2)	(16, 7, 6)	(16, 5, 8)	(16, 5, 8)

\mathcal{C}_0 is necessary. Finally, the construction \mathcal{C}_E uses the codes $\mathcal{C}_0 = (16, 15, 2)$, $\mathcal{C}_1 = (16, 7, 6)$, and $\mathcal{C}_2 = \mathcal{C}_3 = (16, 5, 8)$. Note that here we have $\mathcal{C}_3 = \mathcal{C}_2 \subset \mathcal{C}_1 \subset \mathcal{C}_0$. For convenience, the codes are listed in Table VI.

In Fig. 10 the related simulation results are shown. For the decoding of all codes we use all six variants from Sec. IV-B2 with list size $L = 8$ and two variants from Sec. IV-B1 also with list size $L = 8$. The code \mathcal{C}_A has a nearly identical performance as \mathcal{C}_C and both show a performance very close to their ML bounds (the ML performance is not known), respectively, which means that the performance is very close to ML performance (we omit the curves of

these bounds). The difference of the codes \mathcal{C}_A and \mathcal{C}_C is only in the codes \mathcal{C}_0 and \mathcal{C}_3 . The explanation that both have the same performance can only be that neither a weaker \mathcal{C}_0 nor a weaker \mathcal{C}_3 influences the performance. Recall that \mathcal{C}_0 is decoded in a six dB better channel and \mathcal{C}_3 is decoded after a join-two and not after a join-four in six of the used variants. Since both codes have according to Table VI the same code \mathcal{C}_1 and the same \mathcal{C}_2 this fact must dominate the performance. The code \mathcal{C}_B has the best performance of the three RM based codes. It is the version with the two simplex codes of length 8. The version with the double Plotkin construction with the linear subcodes $(4, 2, 2)$ has a slightly worse performance. As can be seen in Fig. 10, the decoding performance for the code \mathcal{C}_B is getting closer to the ML-bound for better channels and is already identical at 4 dB. The code \mathcal{C}_B has the worse \mathcal{C}_3 from \mathcal{C}_C and the better \mathcal{C}_0 from \mathcal{C}_C and $\mathcal{C}_1 = \mathcal{C}_2$. The explanation for the improved performance is that the two concatenated simplex codes in \mathcal{C}_B have minimum distance 4 which is the same as the extended Hamming code \mathcal{C}_1 in the codes \mathcal{C}_A and \mathcal{C}_C . However, more errors can be corrected depending on their distribution. Assume that the concatenated code word contains four errors. If in each of the two codes there are two errors the probability that they are corrected is very high which does not hold for the extended Hamming code. In contrast, when four errors are in one of the code words the decoding might be not correct as for the extended Hamming code.

As can be seen in Fig. 10 the codes \mathcal{C}_D and \mathcal{C}_E based on BCH codes have a better performance compared to the other three based on RM codes. The explanation is that the extended BCH code $\mathcal{C}(16, 7, 6)$ exists between the extended BCH codes $\mathcal{C}(16, 5, 8)$ and $\mathcal{C}(16, 11, 4)$ while for the other three codes we must use a code with smaller minimum distance. An old result states that any RM code is equivalent to a very particular extended BCH code [8, Ch. 13, Th. 11, p. 383]. The inverse direction is not true and in general there exist many more BCH codes than RM codes of a certain length with different dimensions and distances which are nested which means they possess a subcode structure. The code \mathcal{C}_D has a better performance than \mathcal{C}_E . For the latter the ML bound is nearly identical and therefore we show only one curve in Fig. 10. The difference between the codes \mathcal{C}_D and \mathcal{C}_E are the codes \mathcal{C}_0 and \mathcal{C}_2 while the other two are identical. The only possible explanation for the better performance can be the different codes \mathcal{C}_0 as follows. Since we use list decoders with list size $L = 8$ for \mathcal{C}_1 and \mathcal{C}_2 the probability that the transmitted code word is in the list should be the same for the codes $\mathcal{C}(16, 5, 8)$ and $\mathcal{C}(16, 7, 6)$. Because if the latter would be better then \mathcal{C}_E should have the better performance. So only the difference in \mathcal{C}_0 remains as the explanation of the performance difference. Note that the fact that both \mathcal{C}_0 have minimum distance 2 does not mean that the ML decoding performance is the same since one has 2^{13} and the other 2^{15} code words in the same space.

The codes \mathcal{C}_A and \mathcal{C}_B are both based on RM codes. In the following we will generalize these constructions for half-rate codes based on RM codes. Half-rate RM codes $\mathcal{R}(r, m)$ only exist for m odd which means $\mathcal{R}(r = \nu, m = 2\nu + 1)$, $\nu = 3, 4, \dots$. Thus, the length is $n = 2^{2\nu+1}$, the dimension is $k = 2^{2\nu}$, and the minimum distance is $d = 2^{\nu+1}$. The codes \mathcal{C}_A and \mathcal{C}_B give general double Plotkin constructions for half-rate codes of length $n = 2^{2\nu}$ based on RM codes as shown in the following Theorems. Recall that the dual code of an RM code $\mathcal{C} = \mathcal{R}(r, m)$ is an RM code $\mathcal{C}^\perp = \mathcal{R}(m - r - 1, m)$ and $k + k^\perp = n = 2^m$.

Theorem 2 (Half-Rate Codes of Length $2^{2\nu}$ Based on RM Codes I): Let $\mathcal{C}_0 = \mathcal{R}(2\nu - \ell - 1, 2\nu - 2)$ and $\mathcal{C}_3 = \mathcal{C}_0^\perp = \mathcal{R}(\ell, 2\nu - 2)$ be dual RM codes and let also $\mathcal{C}_1 = \mathcal{R}(2\nu - \ell - 4, 2\nu - 2)$ and $\mathcal{C}_2 = \mathcal{C}_1^\perp = \mathcal{R}(\ell + 1, 2\nu - 2)$ be dual RM codes, where $\ell = 0, 1, \dots, \nu - 3$. The codes obtained by a double Plotkin construction with these RM codes are half-rate codes with the parameters $n = 2^{2\nu}, k = 2^{2\nu-1}$, and $d = \min\{d_3, 2d_2, 2d_1, 4d_0\}$. All codes have the property $\mathcal{C}_3 \subset \mathcal{C}_2 \subseteq \mathcal{C}_1 \subset \mathcal{C}_0$.

PROOF. The length is $4 \cdot 2^{2\nu-2} = 2^{2\nu}$ because the length of the four used codes is $2^{2\nu-2}$. Independent of the choice of ℓ the codes \mathcal{C}_0 and \mathcal{C}_3 are dual to each other which means that the sum of their dimensions equals the length which is $2^{2\nu-2}$. Also, the codes \mathcal{C}_1 and \mathcal{C}_2 are dual to each other and the sum of their dimensions is again $2^{2\nu-2}$. Therefore, the dimension of the double Plotkin construction is $2^{2\nu-1}$.

For the minimum distance we follow the arguments of the proof of Th. 1. Adding the four received blocks we get $\mathbf{u}_3 + \mathbf{e}_0 + \mathbf{e}_1 + \mathbf{e}_2 + \mathbf{e}_3$ which can be correctly decoded if less than $d_3/2$ errors have occurred. Knowing \mathbf{u}_3 we can get two different vectors $\mathbf{u}_2 + \mathbf{e}_0 + \mathbf{e}_2$ and $\mathbf{u}_2 + \mathbf{e}_1 + \mathbf{e}_3$ which can be corrected if less than d_2 errors have occurred. Similarly, we can get two vectors $\mathbf{u}_1 + \mathbf{e}_0 + \mathbf{e}_1$ and $\mathbf{u}_1 + \mathbf{e}_2 + \mathbf{e}_3$ which can be corrected if less than d_1 errors have occurred. Finally, knowing $\mathbf{u}_1, \mathbf{u}_2$, and \mathbf{u}_3 we can get four vectors $\mathbf{u}_0 + \mathbf{e}_0, \mathbf{u}_0 + \mathbf{e}_1, \mathbf{u}_0 + \mathbf{e}_2$, and $\mathbf{u}_0 + \mathbf{e}_3$ which can be corrected if less than $2d_0$ errors have occurred. Therefore, the minimum distance is the minimum of $\{d_3, 2d_2, 2d_1, 4d_0\}$.

To prove the subcode structure we use the property of RM codes, namely, $\mathcal{C}_3 = \mathcal{R}(\ell, 2\nu - 2) \subset \mathcal{C}_2 = \mathcal{R}(\ell + 1, 2\nu - 2)$, $\mathcal{C}_2 = \mathcal{R}(\ell + 1, 2\nu - 2) \subseteq \mathcal{C}_1 = \mathcal{R}(2\nu - \ell - 4, 2\nu - 2)$ since $\ell \leq \nu - 3$, and $\mathcal{C}_1 = \mathcal{R}(2\nu - \ell - 4, 2\nu - 2) \subset \mathcal{C}_0 = \mathcal{R}(2\nu - \ell - 1, 2\nu - 2)$.

Theorem 3 (Half-Rate Codes of Length $2^{2\nu}$ Based on RM Codes II): Let $\mathcal{C}_0 = \mathcal{R}(\nu - 1 + \ell, 2\nu - 2)$ and $\mathcal{C}_3 = \mathcal{C}_1^\perp = \mathcal{R}(\nu - 2 - \ell, 2\nu - 2)$ be the dual RM codes where $\ell = 0, 1, \dots, \nu - 2$. Let $\mathcal{C}_1 = \mathcal{C}_2$ be the concatenation of the half-rate RM code $|\mathcal{R}(\nu - 2, 2\nu - 3)|\mathcal{R}(\nu - 2, 2\nu - 3)|$. The codes obtained by a double Plotkin construction with these RM codes are half-rate codes with the parameters $n = 2^{2\nu}, k = 2^{2\nu-1}$, and $d = \min\{d_3, 2d_2 = 2d_1, 4d_0\}$. The codes have the property $\mathcal{C}_3 \subset \mathcal{C}_2 = \mathcal{C}_1 \subset \mathcal{C}_0$.

PROOF. The length is $4 \cdot 2^{2\nu-2} = 2^{2\nu}$ because the length of the four used codes is $2^{2\nu-2}$. Independent of the choice of ℓ the codes \mathcal{C}_0 and \mathcal{C}_3 are dual to each other which means that the sum of their dimensions equals the length which is $2^{2\nu-2}$. For the half-rate code the dimension is $2^{2\nu-4}$ and because two times two code words are concatenated the sum of the dimensions is $2^{2\nu-2}$. Therefore, the dimension of the double Plotkin construction is $2^{2\nu-1}$. For the minimum distance the same arguments hold as in the proof of Th. 2. Note, that $d_1 = d_2$ is the minimum distance of the half-rate code $\mathcal{R}(\nu - 2, 2\nu - 3)$.

To prove the subcode structure we describe $\mathcal{C}_3 = \mathcal{R}(\nu - 2 - \ell, 2\nu - 2)$ as Plotkin construction $|\mathbf{v}_0|\mathbf{v}_0 + \mathbf{v}_1|$ where $\mathbf{v}_0 \in \mathcal{R}(\nu - 2 - \ell, 2\nu - 3)$ and $\mathbf{v}_1 \in \mathcal{R}(\nu - 3 - \ell, 2\nu - 3)$. The code $\mathcal{C}_1 = \mathcal{C}_2$ consists of the code words $|\mathbf{u}_0|\mathbf{u}_0|$ where $\mathbf{u}_0 \in \mathcal{R}(\nu - 2, 2\nu - 3)$. Since $\mathcal{R}(\nu - 2 - \ell, 2\nu - 3) \subset \mathcal{R}(\nu - 2, 2\nu - 3)$ it follows that $\mathcal{C}_3 \subset \mathcal{C}_2|\mathcal{C}_2$. Now we describe $\mathcal{C}_0 = \mathcal{R}(\nu - 1 + \ell, 2\nu - 2)$ as Plotkin construction $|\mathbf{v}_0|\mathbf{v}_0 + \mathbf{v}_1|$ where $\mathbf{v}_0 \in \mathcal{R}(\nu - 1 + \ell, 2\nu - 3)$ and $\mathbf{v}_1 \in \mathcal{R}(\nu - 2 + \ell, 2\nu - 3)$. Since $\mathcal{R}(\nu - 2, 2\nu - 3) \subset \mathcal{R}(\nu - 1 + \ell, 2\nu - 3)$ it follows that $\mathcal{C}_1 \subset \mathcal{C}_0$.

For the half-rate codes according to Th. 2 and Th. 3 all 15 decoding variants using different hidden code words for starting the decoding can be applied. Also, recursive decoding is possible which will be described in next section.

VI. PERFORMANCE OF RECURSIVE PLOTKIN CONSTRUCTIONS

The main question is if the statistical properties of the join and add operations are also valid if we apply the double Plotkin construction twice. To show this we start with a half-rate code and afterwards we simulate the performance of a low and a high rate RM code.

A. Half-Rate Codes

We consider the half-rate RM code $\mathcal{R}(3, 7) = (128, 64, 16)$ from Ex. 5 which is a double Plotkin construction with the four codes $\mathcal{C}_0 = \mathcal{R}(3, 5) = (32, 26, 4)$, $\mathcal{C}_1 = \mathcal{C}_2 = \mathcal{R}(2, 5) = (32, 16, 8)$, and $\mathcal{C}_3 = \mathcal{R}(1, 5) = (32, 6, 16)$. For decoding we use the variants of Sec. IV-B1 and Sec. IV-B2 in which we have to decode hidden code words according to the codes $\mathcal{C}_1 = \mathcal{C}_2$ and \mathcal{C}_3 . For the decoding of the hidden code words of $\mathcal{C}_1 = \mathcal{C}_2$ we consider the code word again as a double Plotkin construction with the codes $(8, 7, 2)$, $(8, 4, 4)$, and $(8, 1, 8)$ according to Ex. 1. We use all six variants $V(\mathbf{y}_0 \bowtie \mathbf{y}_1)$, $V(\mathbf{y}_0 \bowtie \mathbf{y}_2)$ up to $V(\mathbf{y}_2 \bowtie \mathbf{y}_3)$ from Sec. V-B2 which start with the decoding of the $(8, 4, 4)$ code. Additionally, we use two variants $V(4, \mathbf{y}_0 \bowtie \mathbf{y}_2)$ and $V(4, \mathbf{y}_0 \bowtie \mathbf{y}_1)$ with $L = 2$ from Sec. V-B4 which starts with the $(8, 1, 8)$ repetition code. According to Fig. 9 this decoder has ML performance.

A list decoder for $\mathcal{C}_1 = \mathcal{C}_2$ uses the codes $(16, 5, 8)$ and $(16, 11, 4)$ of the Plotkin construction and creates a list for the $(16, 5, 8)$ code which needs 8 correlations using Lemma 6. With any element of this list the codes $\mathcal{C}'_2 = (8, 4, 4)$ and $\mathcal{C}'_3 = (8, 1, 8)$ of the double Plotkin construction are known. Then, an add-join operation can be done which is used to calculate a list with four entries for the $\mathcal{C}'_1 = (8, 4, 4)$. For each element of this list $\mathcal{C}'_0 = (8, 7, 2)$ is calculated by an add-four operation. We have then 32 code words of the code $\mathcal{C}_1 = \mathcal{C}_2$ and choose the L best which is determined by their correlation.

The decoding of $\mathcal{C}_3(32, 6, 16)$ is done with an ML decoder according to Lemma 6 and the 16 correlation values can also be used to calculate a list of the best decoding decisions. The extended Hamming code $\mathcal{C}_0(32, 26, 4)$ is considered as a double Plotkin construction with the codes $(8, 8, 1)$, $(8, 7, 2)$, and $(8, 4, 4)$ and decoded with six variants from Sec. V-B2.

In Fig. 11 the simulation results of recursive decoding are shown without list decoding in the first step. Also, here the variant $V(\mathbf{y}_0 \bowtie \mathbf{y}_1)$ which decodes \mathcal{C}_1 in the first step has about one dB worse performance at a WER of 10^{-1} than the variant $V(4, \mathbf{y}_0 \bowtie \mathbf{y}_2)$ which decodes \mathcal{C}_3 first. Using additionally the variants $V(4, \mathbf{y}_0 \bowtie \mathbf{y}_1)$ and deciding for the decision with the larger correlation gives almost no improvement. Adding the third variant $V(4, \mathbf{y}_1 \bowtie \mathbf{y}_2)$ would give no visible improvement of the performance. This was already observed in the decoding of the $\mathcal{R}(2, 5)$ code and is due to the fact that these variants decode in the first step the same join-four combination which dominates the performance. Taking two variants $V(\mathbf{y}_0 \bowtie \mathbf{y}_1)$ and $V(\mathbf{y}_2 \bowtie \mathbf{y}_3)$ from Sec. V-B2 shows a performance very close to the two variants $V(4, \mathbf{y}_0 \bowtie \mathbf{y}_2)$ and $V(4, \mathbf{y}_0 \bowtie \mathbf{y}_1)$ (the curve is not plotted in Fig. 11). Therefore, the performance difference of one variant $V(\mathbf{y}_0 \bowtie \mathbf{y}_1)$ and two variants $V(\mathbf{y}_0 \bowtie \mathbf{y}_1)$ and $V(\mathbf{y}_2 \bowtie \mathbf{y}_3)$ and deciding for

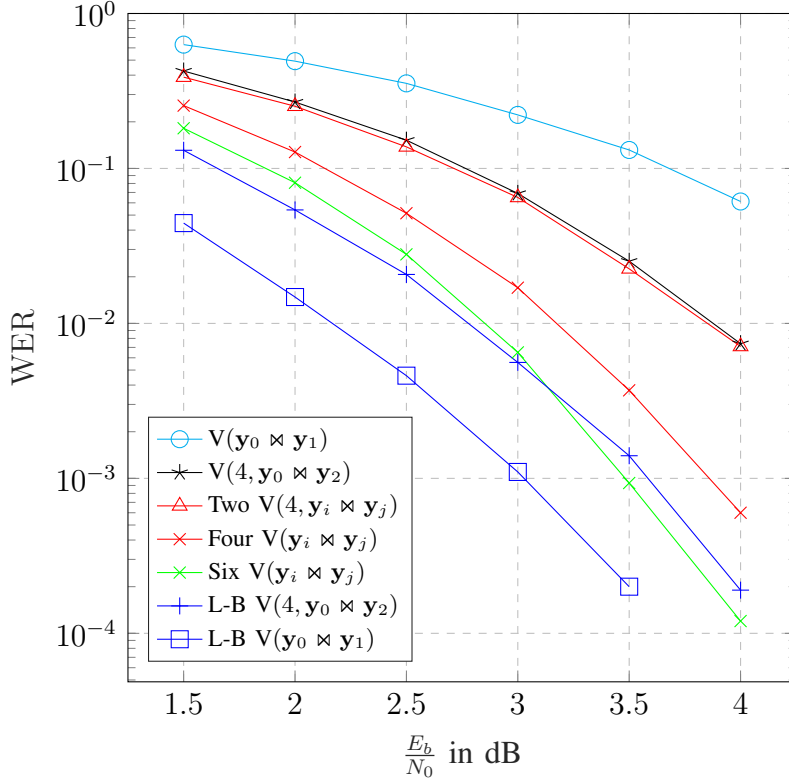


Figure 11. $\mathcal{R}(3, 7)$ WER for Variants Decoding \mathcal{C}_1 , \mathcal{C}_2 , or \mathcal{C}_3 First

the result with larger correlation is significant and amounts to about 1 dB at a WER of 10^{-1} . As can be seen in Fig. 11 using four variants, additionally $V(y_0 \times y_2)$ and $V(y_1 \times y_3)$, the performance gain is about 1.5 dB compared to one variant only. The gain when using six variants is almost 2 dB at a WER of $5 \cdot 10^{-2}$ compared to one variant. An observation in Fig. 11 is that the performance curves show a steeper slope the more variants are used. These results confirm the considerations according to Eq. (10) and Lemma 3 which predict that within the six different hidden code words there is at least one which can be decoded correctly with high probability. When the decoding of the first step is correct the remaining three decoding steps benefit from error cancellation as shown in Sec. IV-A. Using a list decoder in the first decoding step increases the probability that the correct code word of the first step is in the list. In order to estimate the possible gain when in the first decoding step a list decoder is used, we introduce a list decoding bound.

Lemma 9 (List Decoding Bound, L-Bound): The L-Bound is the performance of a variant $V(4, y_i \times y_j)$ or $V(y_i \times y_j)$ assuming that the code word of the first decoding step is known. The remaining three code words are decoded according the used variant. The decoding of a variant with a list decoder in the first decoding step cannot perform better than the L-Bound.

PROOF. If the transmitted code word is not in the list of the decoder of the first decoding step, correct decoding is impossible. However, correct decoding might be possible if the transmitted code word of the first decoding step is known.

It can be seen in Fig. 11 that a gain of more than one dB at a WER of 10^{-1} is possible according to the L-Bound from Lemma 9. Therefore, for variant $V(4, \mathbf{y}_0 \bowtie \mathbf{y}_2)$ with list decoding the performance cannot be better. For the list decoding of $V(\mathbf{y}_0 \bowtie \mathbf{y}_1)$ a gain of more than 2.5 dB at a WER of 10^{-1} is possible. Note that there is a significant difference of more than one dB of the gain for the L-Bound between the variants from Sec. IV-B1 starting with \mathcal{C}_3 and those from IV-B2 starting with $\mathcal{C}_1 = \mathcal{C}_2$. This can be explained as follows. If the first decoding step for \mathcal{C}_3 decodes correctly the second decoding step uses the join-add operation for decoding \mathcal{C}_2 , whereas if the first decoding step for \mathcal{C}_1 decodes correctly the second decoding step uses the join-two operation for decoding \mathcal{C}_3 which is designed for a join-four operation. Therefore, the probability that the second decoding step decodes correctly is larger in case when we start with a correct code word of \mathcal{C}_1 . The third and the fourth decoding step are in principal the same for both cases. The add-join operation is used for decoding \mathcal{C}_1 or \mathcal{C}_2 and the add-four operation provides a channel with 6 dB gain for decoding \mathcal{C}_0 . The crossing of the performance curve of six variants and the L-Bound for variant $V(4, \mathbf{y}_0 \bowtie \mathbf{y}_2)$ in Fig. 11 supports the fact that the more variants are used the steeper the curve gets.

In Fig. 12 the simulation results for list decoding in the first decoding step are shown. It can be seen that using list size $L = 8$ and the three variants $V(4, \mathbf{y}_i \bowtie \mathbf{y}_j)$ a gain of a little more than one dB at a WER of 10^{-2} is achieved compared to $L = 1$. This fits well to the prediction by the L-Bound (Lemma 9) in Fig. 11. The performance of the six variants $V(\mathbf{y}_i \bowtie \mathbf{y}_j)$ without list ($L = 1$) has a larger slope and is crossing the curve of $V(4, \mathbf{y}_i \bowtie \mathbf{y}_j)$ with $L = 8$ at about 3 dB. Note that the six variants consist of six decoders while the other three variants with $L = 8$ need 24 decoders. The explanation is that the probability that within the six different join-two is at least one case which can be decoded correctly is large. In addition, if the first decoding is correct the L-Bound in Fig. 11 predicts that the remaining steps are decoded correctly. The curves of six variants with list sizes $L = 4$ and $L = 8$ are approaching the ML performance. It can be observed that the curves are getting closer to the ML performance for a better channel. Both curves are nearly identical to ML at 4 dB and the $L = 8$ case already at 3.5 dB which shows that the performance difference between $L = 4$ and $L = 8$ is vanishing for better channels. We could combine the six variants $V(\mathbf{y}_i \bowtie \mathbf{y}_j)$ with $L = 8$ and three variants $V(4, \mathbf{y}_i \bowtie \mathbf{y}_j)$ with $L = 8$ which would result in a performance curve even closer to the ML curve but would also increase the complexity.

The complexity of the decoding follows straight forwardly from the complexities derived in Sec. V-B5 and in the following we give some examples. The decoding starting with \mathcal{C}_3 needs the operations one join-four, one join-add, one add-join, and one add-four, which according to Table IV needs $9n$ sign operations, $6n$ comparisons, and $6n$ additions or $12n$ $\hat{=}$ operations. Since $n = 32$ the complexity is 384 $\hat{=}$ operations. In addition, we need to decode one time \mathcal{C}_3 which according to Lemma 7 takes 256 $\hat{=}$ operations. Then, the decoding of \mathcal{C}_1 and \mathcal{C}_2 using six variants takes 887 $\hat{=}$ operations each as derived in Sec. V-B5. We assume that \mathcal{C}_0 takes also 887 $\hat{=}$ operations even though it takes much less. Thus, the complexity for the decoders is $256 + 3 \cdot 887 = 2917$ $\hat{=}$ operations. All together we need $384 + 2917 = 3301$ $\hat{=}$ operations.

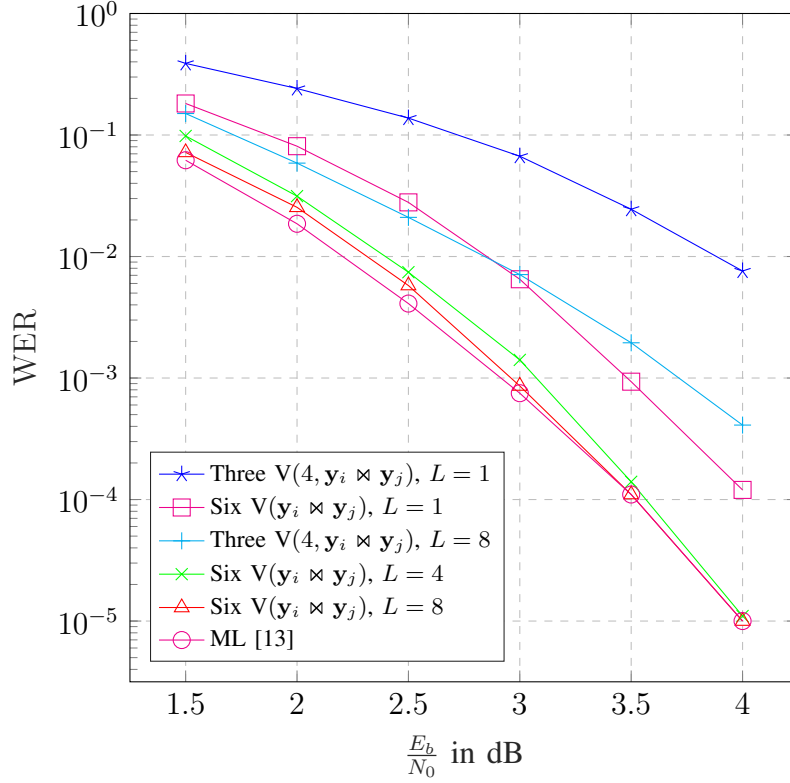


Figure 12. $\mathcal{R}(3,7)$ WER for List Decoding in the First Step

Any variant from Sec. IV-B2 without list needs two join-two, one add-join, and one add-four, thus $8n$ \hat{c} operations. Since $n = 32$ the complexity is 256 \hat{c} operations. For the decoders the complexity is the same as before and therefore, we need $256 + 2917 = 3173$ \hat{c} operations which is a little less than the variant above.

In the following example we will simulate half-rate codes which are not RM codes, namely, three $\mathcal{C}(256, 128, 16)$ codes which are constructed according to Th. 2 with $\nu = 4$ and $\ell = 1$ and Th. 3 with $\nu = 4$ and $\ell = 0, 1$. For the first case with $\ell = 1$ we obtain the code $\mathcal{C}_1(256, 128, 16)$ using a double Plotkin construction with the four codes $\mathcal{C}_0 = \mathcal{R}(4, 6) = (64, 57, 4)$, $\mathcal{C}_1 = \mathcal{R}(3, 6) = (64, 42, 8)$, $\mathcal{C}_2 = \mathcal{R}(2, 6) = (64, 22, 16)$, and $\mathcal{C}_3 = \mathcal{R}(1, 6) = (64, 7, 32)$. For the second case with $\ell = 0$ we get the code $\mathcal{C}_{\text{IIa}}(256, 128, 16)$ $\mathcal{C}_0 = \mathcal{R}(4, 6) = (64, 57, 4)$, $\mathcal{C}_1 = \mathcal{C}_2 = |\mathcal{R}(2, 5)|\mathcal{R}(2, 5)|$ where $\mathcal{R}(2, 5) = (32, 16, 8)$, and $\mathcal{C}_3 = \mathcal{R}(1, 6) = (64, 7, 32)$. For $\ell = 1$ the code $\mathcal{C}_{\text{IIb}}(256, 128, 16)$ uses $\mathcal{C}_0 = \mathcal{R}(3, 6) = (64, 42, 8)$ and $\mathcal{C}_3 = \mathcal{R}(2, 6) = (64, 22, 16)$. The codes $\mathcal{C}_1 = \mathcal{C}_2$ are the same as for \mathcal{C}_{IIa} . Note that $\ell = 2$ would lead to a minimum distance of 8 and is not considered.

For the decoding of the codes $\mathcal{R}(2, 6)$, $\mathcal{R}(3, 6)$, and $\mathcal{R}(4, 6)$ we use double Plotkin constructions with $\mathcal{R}(r, 4)$ codes. The list decoding for the code $|\mathcal{R}(2, 5)|\mathcal{R}(2, 5)|$ is done as follows. Each half is list decoded separately by a list decoder for $\mathcal{R}(2, 5)$ which was described at the

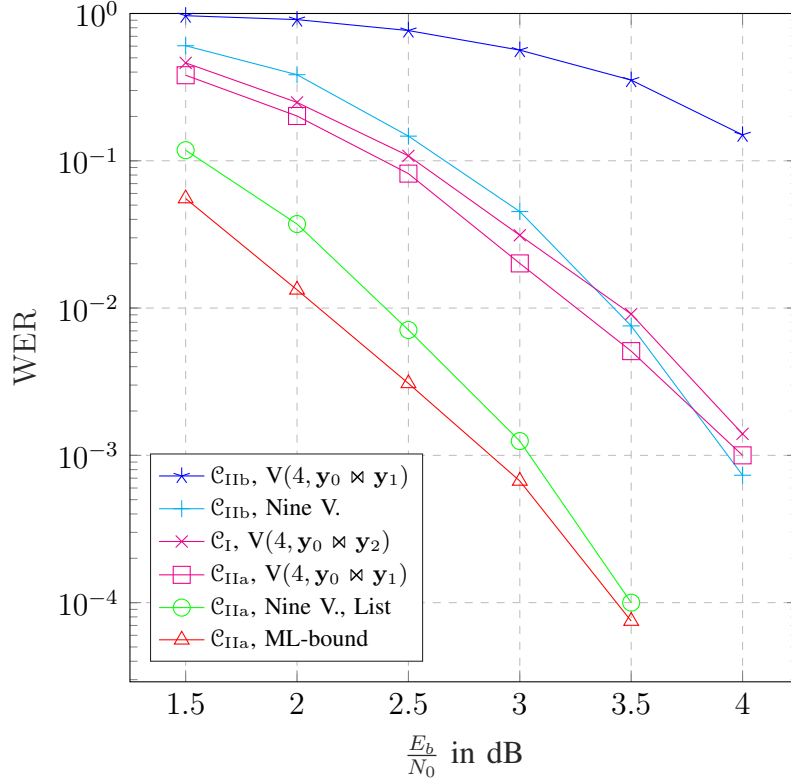


Figure 13. WER for Three Codes $\mathcal{C}(256, 128, 16)$

begin of this section. The best code word of the list for the $|\mathcal{R}(2, 5)|\mathcal{R}(2, 5)|$ code is the best of the first list combined with the best of the second list. The second best is the combination of the best of the first list with the second best of the second list. The third best is the combination of the second best of the first list with the best of the second list and so on until listsize L . Note that this list decoder does not give a list with code words where the code words are sorted according to their probabilities.

In Fig. 13 the related simulation results are shown. Using only variant $V(4, \mathbf{y}_0 \times \mathbf{y}_1)$ without list the performance of code \mathcal{C}_{IIb} is almost two dB worse than for code \mathcal{C}_{IIa} at a WER of 10^{-1} . The explanation is that the join-four creates an average error rate which is about three times larger than the one in the channel. The code \mathcal{C}_3 of \mathcal{C}_{IIa} has minimum distance 32 while the one for \mathcal{C}_{IIb} has only 16 and if the first decoding step is wrong the following three steps are also wrong with very large probability. The variant $V(4, \mathbf{y}_0 \times \mathbf{y}_2)$ without list for code \mathcal{C}_I has a slightly worse performance than \mathcal{C}_{IIa} . The explanation is that the code \mathcal{C}_1 in \mathcal{C}_I has only minimum distance 8 while the concatenated code in \mathcal{C}_{IIa} has distance 8 in both halves. Using all nine variants without list decoding the performance improvement is about 1.5 dB for \mathcal{C}_{IIa} . The improvement using nine variants for decoding of \mathcal{C}_{IIb} is only 0.5 dB at a WER of 10^{-1} and we do not plot this curve. Also, here it can be observed that the slope of the curves with more

variants is steeper. Even the code with the worst performance is crossing with nine variants the curves of \mathcal{C}_I and \mathcal{C}_{IIa} with one variant only which leads to the crossing of the curves of $V(4, \mathbf{y}_0 \times \mathbf{y}_1)$ for \mathcal{C}_I and the one for nine variants for \mathcal{C}_{IIb} . Using all nine variants for \mathcal{C}_{IIa} with list decoding $L = 16$ approaches the ML bound which means the performance is close to the ML performance. The performance improvement using list decoding is larger for code \mathcal{C}_{IIa} than for \mathcal{C}_I . The explanation is again the difference in the \mathcal{C}_I of the two constructions.

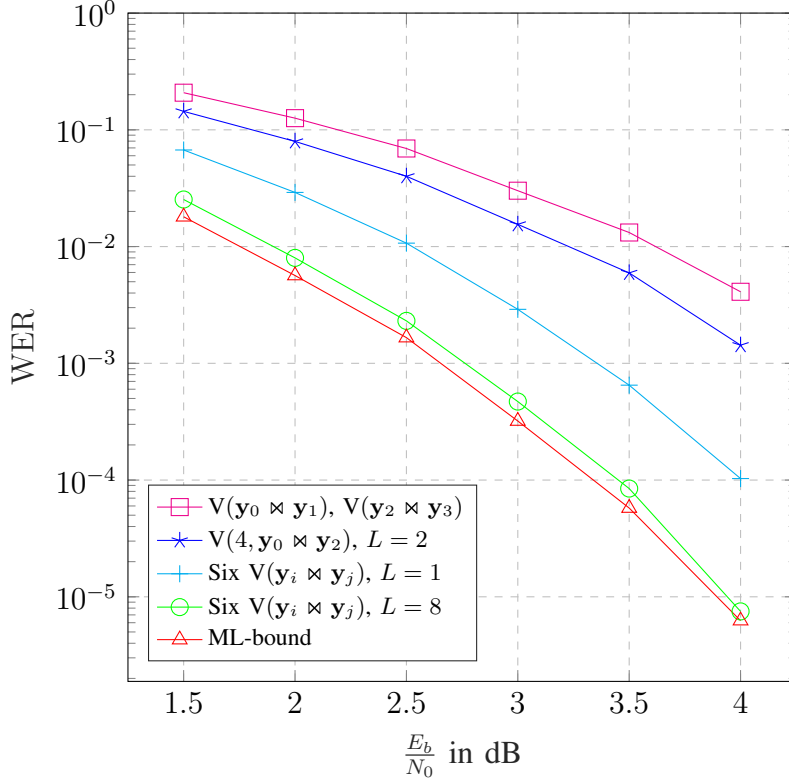


Figure 14. $R(2,7)$ WER for Different Variants

B. Low-Rate Code

In this section we will show that the novel decoding works well for low-rate codes. For a low-rate code we simulate the performance of the $\mathcal{R}(2,7) = (128, 29, 32)$ code which is a double Plotkin construction with the four codes $\mathcal{C}_0 = \mathcal{R}(2,5) = (32, 16, 8)$, $\mathcal{C}_1 = \mathcal{C}_2 = \mathcal{R}(1,5) = (32, 6, 16)$, and $\mathcal{C}_3 = \mathcal{R}(0,5) = (32, 1, 32)$. For decoding we use the variants of Sec. IV-B1 and Sec. IV-B2 in which we have to decode hidden code words according to the codes $\mathcal{C}_1 = \mathcal{C}_2$ and \mathcal{C}_3 . For the decoding of the hidden code words of $\mathcal{C}_1 = \mathcal{C}_2(32, 6, 16)$ we use an ML decoder according to Lemma 6. The 16 correlation values can also be used to calculate a list of the L best decisions. The code \mathcal{C}_0 is considered as a double Plotkin construction with the codes $(8, 7, 2)$, $(8, 4, 4)$, and $(8, 1, 8)$. For this decoding we use all six variants $V(\mathbf{y}_0 \times \mathbf{y}_1)$,

$V(y_0 \times y_2)$ up to $V(y_2 \times y_3)$ from Sec. V-B2. The decoding of the repetition code \mathcal{C}_3 is done by correlation. Fig. 14 shows the simulation results. The performance of $V(4, y_0 \times y_2)$ with $L = 2$ is better than two variants $V(y_0 \times y_1)$ and $V(y_2 \times y_3)$. Six variants $V(y_i \times y_j)$ have a gain of more than one dB at a WER of 10^{-2} compared to two variants. These six variants with list size $L = 8$ in the first decoding step have a gain of more than half a dB at a WER of 10^{-2} compared to list size $L = 1$ and show a performance close to the ML-Bound. Again, the performance curve for six variants and listsize $L = 8$ could be improved by adding the three variants starting with \mathcal{C}_3 and listsize $L = 2$.

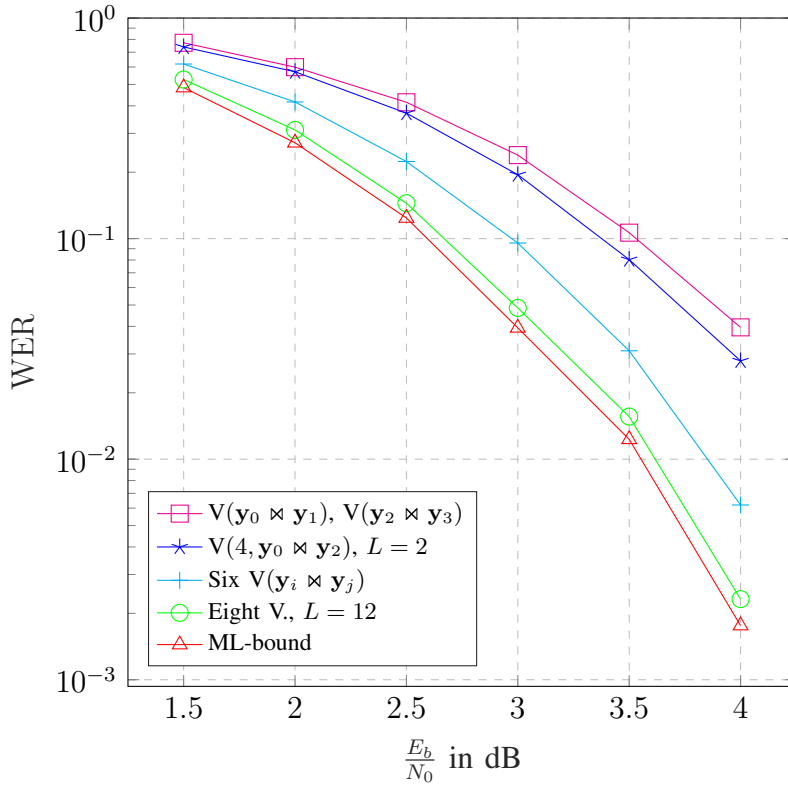


Figure 15. $R(4,7)$ WER for Different Variants

C. High-Rate Code

For a high-rate code we simulate the performance of the $\mathcal{R}(4,7) = (128, 99, 8)$ code which is a double Plotkin construction with the four codes $\mathcal{C}_0 = \mathcal{R}(4,5) = (32, 31, 2)$, $\mathcal{C}_1 = \mathcal{C}_2 = \mathcal{R}(3,5) = (32, 26, 4)$, and $\mathcal{C}_3 = \mathcal{R}(2,5) = (32, 16, 8)$. For decoding we use the variants of Sec. IV-B1 and Sec. IV-B2 in which we have to decode hidden code words according to the codes $\mathcal{C}_1 = \mathcal{C}_2$ and \mathcal{C}_3 . The decoder for \mathcal{C}_3 is the same as in the low-rate case and a list decoder is based on a list decoder for the simplex code $\mathcal{R}(1,4) = (16, 5, 8)$. For the decoding of the hidden code words of $\mathcal{C}_1 = \mathcal{C}_2(32, 26, 4)$ we consider it as a double Plotkin construction with the codes

$(8, 8, 1)$, $(8, 7, 2)$, and $(8, 4, 4)$. A list decoder uses lists for the $(8, 7, 2)$ code in the variants $V(\mathbf{y}_0 \times \mathbf{y}_1)$ and $V(\mathbf{y}_2 \times \mathbf{y}_3)$ and for each of the list elements the remaining three decoding steps are applied to calculate a code word of the $(32, 26, 4)$ code. The code \mathcal{C}_0 is a parity-check code. The simulation results are shown in Fig. 15. The performance of $V(4, \mathbf{y}_0 \times \mathbf{y}_2)$ with $L = 2$ has a better performance than the two variants $V(\mathbf{y}_0 \times \mathbf{y}_1)$ and $V(\mathbf{y}_2 \times \mathbf{y}_3)$. Using six variants has about 0.5 dB better performance at a WER of 10^{-1} compared to two variants. The performance improvements using additional variants for decoding are smaller than for low-rate codes. Because of the relatively small minimum distance the possible performance gain of ML decoding compared to a simple decoder using two variants is less than one dB while this gain was almost two dB in case of the low-rate code. Using the six variants and a listsize $L = 12$ for the first decoding step and additionally two variants $V(4, \mathbf{y}_0 \times \mathbf{y}_2)$ $V(4, \mathbf{y}_0 \times \mathbf{y}_1)$, also with a listsize $L = 12$, gives the curve (named Eight V. $L = 12$) in Fig. 15 which is close to the ML-Bound.

VII. CONCLUSIONS

We have described a novel decoding strategy of recursive Plotkin constructions which uses variants which start the decoding with different hidden code words. The final decoding decision selects the best out of this variants. Despite the fact that a single variant showed a performance that is much worse than classical decoding, using several variants the performance approaches the ML performance. Since the decoding variants are independent of each other a tradeoff between performance and complexity is possible by using more or less variants for decoding. The usage of list decoders in the first decoding step improves also the performance. We explained this effect by showing that the remaining decoding steps benefit from error cancellation and simulated the L-Bounds which confirmed the explanations. The statistical properties which are exploited by the novel decoding strategy holds as well for the recursive application of the decoding variants as well as for codes of different rates. Note that the three codes from Sec. VI used in a double Plotkin construction would give the RM code $\mathcal{R}(4, 9) = (512, 256, 32)$. We also showed that constructions which are not RM codes can be decoded with a performance close to ML.

An old result states that any RM code is equivalent to an very particular extended BCH code [8, Ch. 13, Th. 11, p. 383]. The inverse direction is not true and in general there exist many more BCH codes than RM codes of a certain length with different dimensions and distances which are nested which means they possess a subcode structure. In [14] results are given based on BCH codes with a Plotkin construction but not a double Plotkin construction with decoding variants. We have only given two examples that the use of double Plotkin construction with BCH codes improves the decoding performance and also the ML performance which means that the constructed codes are better. An extensive study with double Plotkin constructions and BCH codes remains an open problem.

A main open question which was not considered is when fixing the complexity which combination of variants gives the best performance. This should be studied especially for possible applications. Even though the decoding complexity is already very low, another open question is if the exchange of information between the variants can reduce the complexity

without loss in performance. For example, the first two decoding steps of $V(y_0 \times y_1)$ estimate x_1 and x_3 and the first decoding step of variant $V(y_2 \times y_3)$ estimates $x_1 x_3$ and the results may fit or are a contradiction. However, both outcomes deliver information. There are many more of such connections of the variants. How to use this information and if it is beneficial is an open problem. Another open question is concerning the list decoding. It is not studied if the list decoding used could be improved in the sense that it is not proved if the lists contains all most reliable code words. However, this is not valid for list decoding of the simplex codes which cannot be improved. Clearly, the performance cannot be improved if it is close to the ML performance already but maybe the decoding complexity can be reduced.

ACKNOWLEDGEMENTS

The author thanks Sebastian Bitzer for numerous valuable discussions. The simulations have been done with the help of SageMath [16].

REFERENCES

- [1] D.E. Muller, "Application of boolean algebra in switching circuit design and to error detection", IEEE Trans. on Computers, vol. 3, pp. 6-12, 1954.
- [2] I.S. Reed, "A class of multiple-error-correcting codes and the decoding scheme", IEEE Trans. on Inf. Theory, vol. 4, pp. 38-49, 1954.
- [3] M. Plotkin, "Binary codes with specific minimum distances", IEEE Trans. on Inf. Theory, vol. 6, pp. 445-450, 1960.
- [4] E.L. Blokh, V.V. Zyablov, "Coding of generalized cascade codes", Problemy Peredachi Informatsii, vol. 10, no. 2, pp. 45-50, 1974.
- [5] S. Litsyn, E. Nemirovski, O. Shekhovtsov, L. Mikhailovskaya, "The fast decoding of first order Reed–Muller codes in the Gaussian Channel", Problems of Control and Information Theory, vol. 14, pp. 189-201, 1985.
- [6] Y.D. Karyakin, "Fast Correlation Decoding of Reed–Muller Codes", Problemy Peredachi Informatsii, vol. 23, pp. 40-49, 1987.
- [7] G. Schnabl, M. Bossert, Soft decision decoding of RM codes as generalized multiple concatenated codes, IEEE Trans. on Inf. Theory, vol. 41, pp. 304-308, 1995.
- [8] F.J. MacWilliams, N.J.A. Sloane, The Theory of Error Correcting Codes, North-Holland, 1977.
- [9] M. Bossert, Channel Coding for Telecommunications, John Wiley and Sons Ltd., 1999.
- [10] M. Bossert, Kanalcodierung, Teubner, Germany, 1998 (German version of [9]).
- [11] N. Stolte, "Recursive codes with the Plotkin construction and their decoding", PhD Dissertation, TH Darmstadt, Germany, 2002.
- [12] I. Dumer and K. Shabunov, "Soft-decision decoding of Reed–Muller codes: Recursive lists", IEEE Trans. Inf. Theory, vol. 52, no. 3, pp. 1260-1266, Mar. 2006.
- [13] M. Geiselhart, A. Elkelesh, M. Ebada, S. Cammerer, S. ten Brink, "Automorphism Ensemble Decoding of Reed–Muller Codes", IEEE Trans. on Com., vol.69, no.10, pp. 6424-6438, 2021.
- [14] D. Bailon, M. Bossert, J.-P. Thiers, J. Freudenberger, "Concatenated codes based on the Plotkin construction and their soft-input decoding", IEEE Trans. on Com., vol. 70, no. 5, pp. 2939-2950, 2022.
- [15] M. Kamenev, "Recursive Decoding of Reed–Muller Codes Starting With the Higher-Rate Constituent Codes", arXiv:2101.11328v3 [cs.IT], 2022.
- [16] The Sage Developers, "SageMath, the Sage Mathematics Software System", 2018