

FabricQA-Extractor: A Question Answering System to Extract Information from Documents using Natural Language Questions

Qiming Wang
 Department of Computer Science
 University of Chicago
 Chicago, USA
 qmwang@uchicago.edu

Raul Castro Fernandez
 Department of Computer Science
 University of Chicago
 Chicago, USA
 raulcf@uchicago.edu

Abstract—Reading comprehension models answer questions posed in natural language when provided with a short passage of text. They present an opportunity to address a long-standing challenge in data management: the extraction of structured data from unstructured text. Consequently, several approaches are using these models to perform information extraction. However, these modern approaches leave an opportunity behind because they do not exploit the *relational* structure of the target extraction table.

In this paper, we introduce a new model, *Relation Coherence*, that exploits knowledge of the relational structure to improve the extraction quality. We incorporate the *Relation Coherence* model as part of FabricQA-Extractor, an end-to-end system we built from scratch to conduct large scale extraction tasks over millions of documents. We demonstrate on two datasets with millions of passages that *Relation Coherence* boosts extraction performance and evaluate FabricQA-Extractor on large scale datasets.

Index Terms—data system, information extraction, question answering

I. INTRODUCTION

A long-standing challenge in data management is the extraction of knowledge from unstructured sources, such as text. Data management techniques have perfected techniques to query relations and other structured data, but they do not work as well on text and other unstructured data. Because this leaves a vast amount of knowledge untapped, multiple communities of academics and practitioners use *information extraction* techniques to structure unstructured data, thus, making it queryable with data management systems. In databases, pioneering work in information extraction such as the Knowitall [1] system has been continued more recently with efforts such as Deepdive [2]. Besides databases, other academic communities—notably NLP and IR—continue to improve the *information extraction pipeline*, referring to the problem in various ways that include automatic knowledge base completion [3], [4], [5], slot-filling tasks [6], [7], [8], [9], [10], and others.

Creating information extraction pipelines is a labor-intensive task, even when using state of the art technology. First, it requires training data for each relation of interest. For example, to extract instances of *born_in* in new text, systems such as Knowitall[1], Deepdive[2] need training data that presents

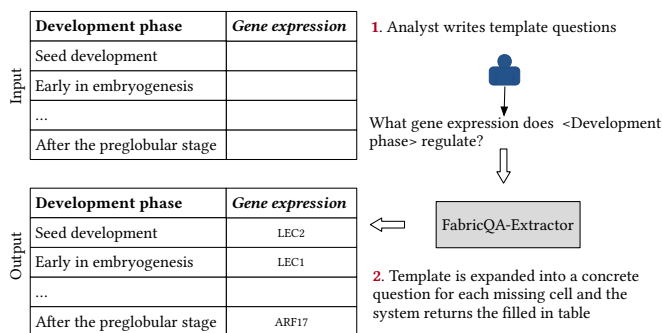


Fig. 1: FabricQA-Extractor user interface.

example extractions. Second, a machine learning model is built and tuned for each relation. These two steps must be repeated for each relation of interest. Although techniques such as distant supervision [11] and advances in automatically labeling data [12] have improved dramatically over the last few years, the process remains time-consuming and available only to teams with access to high expertise. For this reason, many modern information extraction approaches rely on other sources of external knowledge, such as [4], [13]. We focus on scenarios without that external knowledge.

An opportunity. Recent trends in natural language processing open new opportunities to extract information from text without relation-specific machine learning models. For example, reading comprehension models [14], [15] (RC models) provide the answer to a natural language question when a short passage of text is provided as input. And these models have been incorporated in open domain question answering systems that, given a large collection of documents, identify first the right passage, and then feed the passage to the RC model to obtain the answer [16]. But these approaches are generally designed to answer natural questions, and not to extract structured information from text. When extracting information from text we have access to two additional sources of information that question answering systems do not exploit: i) we know the target schema (e.g., see Fig. 1); and ii) we know that the relationship between elements in rows is the same for each

row in the target relation.

In this paper, we make two contributions. The main contribution is a new **Relation Coherence** model that exploits knowledge about the relational model to augment the information available to open question answering systems, resulting in a boost in the extraction quality. The second contribution is a system, **FabricQA-Extractor**. FabricQA-Extractor is built as a sequence of increasingly more sophisticated components that filter out millions of input documents into 1 answer per missing cell in the input table. This *funnel design* fills in each cell in sub-second latencies, making the whole system practical for large scale information extraction tasks. In summary, the new Relation Coherence model together with FabricQA-Extractor reduce the effort of extracting data from large collections of documents.

Query Lifecycle and Example. Consider an analyst who wants to identify what gene expression regulates a list of development phases. Conceptually, the knowledge the analyst has is represented in table 1 with the filled-in cells (see Fig. 1). Empty cells represent the information the analyst wants to identify. Traditionally, the analyst would need to search over many documents to find the answers.

With today’s information extraction systems, the analyst needs to train and tune pipelines for each relation of interest, e.g., *Development phase* and *Gene expression*. Instead, with FabricQA-Extractor, the analyst only has to write one question template, such as the one shown at the top of Fig. 1 and the system populates the table with answers from the documents.

To achieve that, FabricQA-Extractor ingests and chunks a collection of documents that are made searchable to a pipeline of stages. During the first stage, a Passage Ranker selects a subset of promising passages, which are sent to an Answer Ranker. This, in turn, extracts the candidate answers, which are forwarded to the Relation Coherence model for the final selection. The Relation Coherence knows that if there is a relationship between *Development Phase* and *Gene Expression*, there is also an inverse relationship between *Gene Expression* and *Development Phase*, and that these relationships are the same across rows of the relation. It uses this knowledge to augment the information available to the system. At the end of the process, each missing cell in the input table contains an answer. Analysts can inspect the cells to get access to a top-k answers, each accompanied of useful provenance, such as the passage where it was extracted from, and the document that contains that passage. This provenance information helps analysts interpret the results of the system.

Evaluation. We demonstrate on two datasets with tens of millions of passages, QA-ZRE and BioNLP, that the Relation Coherence model improves the quality extraction of large-scale information extraction tasks. We use standard benchmarks for question answering over passages, but execute them on a much more challenging scenario: the input to our system is not a passage of text, but a collection of documents with tens of millions of such passages. We show that the Relation Coherence model performs well even when changing the

domain of the documents to biomedical text for which the model was not trained. We evaluate the end-to-end design of FabricQA-Extractor by measuring its extraction throughout. We demonstrate the importance of carefully designing the non-ML-based components. For example, a good document indexing strategy boosts the end-to-end quality of the extraction as much as improvements on the ML models themselves.

The rest of the paper is structured as follows. We present the background in Section II. The Relation Coherence model is presented in Section III and the FabricQA-Extractor system in Section IV. The evaluation results (Section V) are followed by related work (Section VI) and conclusions in Section VII.

II. PRELIMINARIES

In this section, we describe the problem setup in Section II-A, present a solution landscape that includes techniques in information extraction, reading comprehension, and question answering systems in Section II-B. We finish presenting a summary and problem statement in Section II-C.

A. Problem Setup

We consider partially filled relations with R attributes, one of which is the *key attribute*, R_k . An example is shown in Fig. 1. Each cell in the table can be represented with the triple $(subject, relationship, object)(S, R, O)$. A missing cell is represented as a triple that lacks either the subject (when the value falls under R_k) or the object. Given one such partially filled relation, the goal is to fill in the missing cells using information from text documents.

One way of filling the missing cells in the partially filled table is to decompose it into multiple slot-filling tasks, each in charge of filling an empty cell, i.e., triple. Then, we can leverage the vast body of work in slot-filling tasks [6], [7], [8], [9], [10], [17] automatic knowledge base completion (AKBC) [18], and open information extraction [19]. We analyze techniques to solve this problem in the next section.

Imputation Methods. With a partially filled table, it is natural to consider imputation methods for dealing with missing data, as in the data quality literature. Traditional filling missing values problems such as [20], [21], [22], [23], [24], [25], [26] usually rely on statistical techniques and knowledge from neighboring cells that are used to compute the missing cells. Unlike these, we target scenarios where the answer cannot be computed out of the existing information in the table. Instead, we want to populate the table by finding the values for the missing cells among a collection of documents.

B. Solution Landscape

We describe three general approaches, *information extraction*, *reading comprehension*, *open domain question answering*, in Table I.

1) *Information Extraction*: Information extraction (IE) techniques can be broadly classified into 3 categories:

- *Open IE*. The goal is to extract (S, R, O) triples from a collection of documents.

Category	Approach	Designed for Large Scale	User Effort		Model vs Full System	Exploit Relation Model
			Requires Annotating Corpus	Requires Training Dataset per Relationship		
Relation extraction using QA	Levy et. al, 2017[27]	N	N	N	Model	N
	Li et. al, 2019[28]	N	N	N	Model	N
	Zhao et. al, 2020[29]	N	N	Y	Model	N
	West et. al, 2014[18]	Y	N	Y	System	N
	Qiu et. al, 2018[30]	N	Y	N	System	N
	Das et. al, 2018[31]	N	N	Y	Model	N
Non-neural slot filling	Angeli et. al, 2014[7]	N	N	Y	System	N
	Roth et. al, 2014[32]	Y	N	Y	System	N
Neural slot filling	Zhang et. al, 2017[6]	N	N	Y	Model	N
OpenQA	DRQA, 2017[16]	Y	N	N	System	N
	PathRetriever, 2020[33]	Y	Y	N	Model	N
	SPARTA, 2021[34]	Y	Y	N	Model	N
	MDR, 2021[35]	Y	N	N	Model	N
	FabricQA-Extractor	Y	N	N	System	Y

TABLE I: Landscape of approaches related to information extraction and question answering.

- *IE over relations of interest*. Given a relation of interest, R_i , the goal is to extract all (S, R_i, O) triples from the collection of documents.
- *Slot filling (SF)*. Given S_i and R_i , the goal is to extract all (S_i, R_i, O) triples from the collection of documents.

Given a partially filled relation, we are concerned with the third category. Many SF techniques build ML models to predict O from training datasets that consist of sentences where S_i , R_i and O co-occur. After the model is trained on that corpus, it can be used to predict O given the S_i and R_i for which it was trained. Many IE techniques [36], [37], [2], [32], [7] rely on handcrafted rules and machine learning classifiers to identify the correct object from the text. Neural relation extraction models [6], [38] learn linguistic features automatically that reduce the need for handcrafted rules, but they still need a large amount of training data per relationship.

Challenge. A partially filled table may have multiple different attributes, R . The major impediment of this class of information extraction techniques is that *they require assembling a training dataset and training a model* for each R_i of interest. For example, an analyst aiming to extract multiple tables will have to prepare a machine learning task for each attribute in each table. As a consequence, these approaches require high user effort, as indicated in Table I.

2) *Reading Comprehension*: Recent advances in *machine reading comprehension* (RC) [39], [40] from the natural language processing (NLP) community shed some new light on how to fill in missing values for partially filled relations. State of the art machine reader models such as Albert [14] and BiDAF [15] take a short, 3- to 4-sentence passage of text and a question in natural language and find the span of text in the input snippet that answers the question. The last few years have seen an arms race in improving the accuracy of these models, fueled in part by the popularity of benchmarks such as SQuAD [39].

Consider how these models could be used to address the

challenge above. A human operator could provide the RC model with a natural question whose answer corresponds to the missing cell and a passage that contains the answer. For example, to fill in the cell that corresponds to the *Gene expression* regulated by *Seed development*, the operator could ask: “*What gene expression does seed development regulate?*” and provide a paragraph with the information. The RC model would return the answer (the object in the triple), which would fill in the blank. This promising approach is used by approaches such as Zero-Shot relation extraction [27] to address slot filling tasks.

Challenge. The major challenge of using RC models is that they require *the right passage* as input, but we do not know a priori which passage among the possibly millions of documents is relevant. This is represented in the column “Designed for Large Scale” in Table I, where we separate solutions that are designed to answer questions over passages from those designed to answer questions over collections of documents.

Modern RC models can refuse to answer a question if they do not find a suitable candidate in the provided passage, so in principle, we could split the documents into multiple passages and fill in each one to the model, until we obtain an answer. This solution would not work for two reasons. First, RC models are not perfect, they will make mistakes, and the number of mistakes will be large when the number of passages is large. Second, and worse, running inference on each passage of the input documents is not a scalable solution. Performance-optimized RC models, such as Microsoft’s version of BERT-SQUAD [41] have an average inference time of 1.7ms per question. Even if we only consider 1 million passages, this results in 30 minutes per question, i.e., 30 minutes to find answers for one single missing cell. The scenarios we consider have many more times that number of passages $\sim 30M$, we want to fill in tables with hundreds of rows, and state of the art RC models such as [42], [14] have slower inference time

than Microsoft’s optimized version.

3) *Open Domain Question Answering*: Because of the challenges of using RC models for large scale extractions, state of the art open question answering systems (OpenQA) [16], [43], [44], [45], [34], [33], [35], [46] use an information retrieval (IR) system to narrow down the search space of paragraphs and then apply the expensive RC models. Unfortunately, simply combining an RC reader to a IR system misses the opportunity of leveraging the downstream information provided by the table we are filling. A table involves multiple entities connected with different relationships. Existing OpenQA system model the answerability of a question given a passage but do not explicitly verify that the relationship is implied in the passage. In addition, there are multiple tuples that share the same relationship in the table, which can also be leveraged to improve the extraction quality.

C. Summary and Contribution

Summary. Traditional IE approaches are limited by the need to train a classifier for each target relationship with the consequent large user effort. RC models do not need to train for each new relationship, but they are limited by the need of providing the correct passage. Modern open question answering systems leverage RC models to answer questions over collections of documents but do not exploit information from the relational model.

Contributions. Relation Coherence uses the available target schema to augment the amount of information available to open domain question answering systems. We explain the model in detail in Section III. FabricQA-Extractor is a full end-to-end system which we have built to operate over large scale collections of documents while delivering subsecond latency answers with high extraction quality. This is in contrast to many approaches in the literature that only provide a model and do not solve the full end-to-end engineering challenge. We reflect this characteristic using “System” in column “Model vs Full System” of Table I. We present FabricQA-Extractor in Section IV.

III. RELATION COHERENCE MODEL

In this section, we introduce the Relation Coherence model, which exploits knowledge about the relational model in order to improve extraction quality.

High-level intuition. Given a subject S , relation R , and a question Q , we say a passage is correct if it contains S , R , and crucially, O , which corresponds to the answer to Q . Then, when we ask Q , we look for passages with S and R that may contain O . The insight we introduce in this paper is that given R , O , and a reverse question \bar{Q} , a correct passage should contain S as well. This is a direct result of having access to the target relation, and hence, knowing S , and R . The Relation Coherence model uses this additional information to score candidate passages in a way that boosts the performance of traditional OpenQA systems. In other words, while today’s OpenQA systems only use the score given by the reading

comprehension model to determine whether a passage likely contains an answer to a question, the Relation Coherence model augments that score with the opposite task: whether a passage contains the S for a R , O . The resulting coherence score results in a ranking that boosts the extraction quality.

We call Forward Searching to the process of identifying O given S and R : this is the task that OpenQA systems perform. We call Backward Searching (Section III-A) to the process of identifying S given the O and R . The Relation Coherence model is trained to compute a score of each passage-answer candidate (see Section III-B). We call this score coherence score because it indicates how compatible S , R , O are with each other in a passage. Finally, each candidate-answer pair have two scores, the one provided by OpenQA which constructs the prior and the coherence score computed by the Relation Coherence model. Both scores are combined to get a final score for prediction as explained in Section III-C.

Assumptions on Forward Searching. In addition to the candidate passage-answers pairs, we assume Forward Searching has an encoding function f_{s-enc} which returns a vector for each token in the question and passage. Every modern OpenQA system has such an encoding function available.

A. Backward Searching

Forward searching reduces finding the object in $(S_i, R_i, \langle O \rangle)$ to a question answering problem. Inspired by this, Backward searching also reduces the task of finding $(\langle S \rangle, R_i, O)$ to a question answering problem. To solve this task, Backward searching uses a Backward Reader, analogous to the Forward Reader used by OpenQA.

Reverse Question. The backward searching process needs to answer the reverse question to find the subject (S) in a candidate passage. Constructing the reverse question automatically is challenging. We illustrate the challenges with an example. To find the missing object in (USA, Capital City, ?), a forward question is “What’s the capital city of USA?”. Suppose that after asking such a question OpenQA answers with: “Washington, D.C.”. A reverse question that given (?, Capital City, Washington D.C.) returns the subject is: “Washington, D.C. is the capital city of what country?”. The first challenge of constructing such a reverse question is that it requires the name of the target answer attribute, in this case “country”. The second challenge is determining the right interrogative word, e.g. “who” or “whose” if the subject is a person, and “when” if the subject is a date, etc.

In our design we first define a new format for the reverse question and then train a backward reader to understand this new format. Specifically, we construct the reverse question by replacing the subject in the forward question with a special token “<sub_mask>”, and then use two tags “object :”, “question :” and a comma to combine the answer and the masked question. For example, the reverse question would be “**object** : Washington, D.C. , **question** : What’s the capital city of <sub_mask>?”. Given this reverse question and the subject as training examples, the Backward Reader learns to find the correct subject for a new reverse question and passage.

The goal of the Backward Reader is to find the subject in a passage, so that we can measure the coherence of the passage. To differentiate this subject from the subject given in the original question, we call the subject found by Backward Reader P-subject. The Backward Reader is based on a pre-trained language model (we use BERT). Training the Backward Reader involves fine-tuning the underlying pretrained BERT model which encodes each token in the question and passage into a vector. To differentiate, we denote by $bs-enc$ the encoding function in Backward searching.

B. Coherence Score

Coherence measures the total confidence in a passage of finding the object and then back to subject. To this end, we add a back layer on top of OpenQA. OpenQA compute the forward confidence score while the back layer computes the backward confidence score. We train OpenQA and the back layer together to maximize the coherence of correct passages.

To measure the backward confidence, we compute two scores,

One-hop subject similarity. This measures how well P-subject matches the subject mask “<sub_mask>” in the reverse question.

Two-hop subject similarity. This measures how well P-subject matches the subject in the forward question.

We construct each vector representation for subject, <sub_mask> and P-subject and then use the approach in [47], [48] to measure the similarity between two vectors. Specifically, given two vectors \mathbf{h}_a and \mathbf{h}_b , we measure the similarity as,

$$sim(\mathbf{h}_a, \mathbf{h}_b, \theta) = MLP_{\theta}([\mathbf{h}_a]; \mathbf{h}_b; \mathbf{h}_a \otimes \mathbf{h}_b)$$

Where \otimes is the element-wise product operator, ";" is the column concatenation operator, and MLP (multilayer perceptron) is defined as $MLP(\mathbf{h}) = \mathbf{w}_2^T(dropout(relu(\mathbf{w}_1^T \mathbf{h} + \mathbf{b}_1))) + \mathbf{b}_2$, where $\mathbf{w}_1, \mathbf{w}_2, \mathbf{b}_1, \mathbf{b}_2$ are network parameters, $relu$ [49] is the activation function, $dropout$ [49] is used to prevent overfitting. We use θ to denote the parameters in MLP.

We now show how to construct the vector representation for them.

Construct vector representation. Backward Searching takes answers (including answer text and span) from OpenQA and constructs the reverse questions, and feeds them to the backward reader to get P-subject. This shows P-subject representation should be conditioned on the object representation which has two versions, one from the Forward Searching and other from Backward Searching. We so use a MLP to learn a unified object representation.

Denote by $\mathbf{f-span-h}(X)$ as the representation of a text span X from Forward Searching, and $\mathbf{b-span-h}(Y)$ as the representation of a text span Y from Backward reader, start(X) and end(X) as the start and end position of a span X. Specifically, $\mathbf{f-span-h}(X) = [fs-enc(X)[start(X)] ; fs-enc(X)[end(X)]]$,

which is the concatenation of first and last token hidden state from the encoder function. Then we have,

$$\mathbf{h}_{uni-obj} = MLP_{\theta}([\mathbf{f-span-h}(object); \mathbf{b-span-h}(object)])$$

The P-subject representation used for similarity computation is thus,

$$\mathbf{h}_{p-sub} = [\mathbf{h}_{uni-obj}; \mathbf{b-span-h}(P-subject)]$$

We also concatenate the unified object representation to that of subject and <sub_mask> for similarity computation, because if P-subject is conditioned on the unified object representation, the similarity should depend on it as well. Another consideration is we must have all the vectors be the same dimension. So we have

$$\mathbf{h}_{sub} = [\mathbf{h}_{uni-obj}; \mathbf{f-span-h}(subject)]$$

$$\mathbf{h}_{sub-mask} = [\mathbf{h}_{uni-obj}; \mathbf{b-span-h}(sub_mask)]$$

We then compute the coherence score as:

$$\begin{aligned} S-Coher(Q, P, A) &= forward-score(Q, P, A, \theta_1) + \\ &1-hop-subject-similarity(Q, P, A, \theta_2) + \\ &2-hop-subject-similarity(Q, P, A, \theta_2) \\ &= forward-score(Q, P, A, \theta_1) + \\ &sim(\mathbf{h}_{p-sub}, \mathbf{h}_{sub-mask}, \theta_2) + \\ &sim(\mathbf{h}_{p-sub}, \mathbf{h}_{sub}, \theta_2) \end{aligned}$$

We use the same θ_2 to share parameters for the one and two hop subject similarity. Note the *forward-score* contains new parameters which means we retrain the OpenQA with backward searching to get the loop score. This *forward-score* is different from the OpenQA score used for prediction which is trained independently from the Coherence Model.

Offline training. We use cross-entropy loss [49] to train the coherence score model. Since it depends on OpenQA’s output passage-answers, we run OpenQA on training questions and retrieve 150 passages from the corpus. We then pick the top M (we use 7) output passages for each question as the training passages for the coherence model. If the top M output does not contain positive or negative passages, we continue to search the remaining output. If there is still no positive or negative passage we ignore the training question. We make sure there are at least 2 positive/negative passages for sample balance. We also need to train the backward reader and leave the details in Section IV-C.

C. OpenQA and Coherence Ensemble

The Relation Coherence model depends on the top passage-answers from OpenQA which already assigns a score to each. We combine OpenQA’s and Relation Coherence’s scores into the final score.

Ensemble of experts. We have two experts, OpenQA and Relation Coherence, each of which gives a different score to a (Q, P, A) tuple. A naive combination of these scores, for example via summation or average, does not yield good results

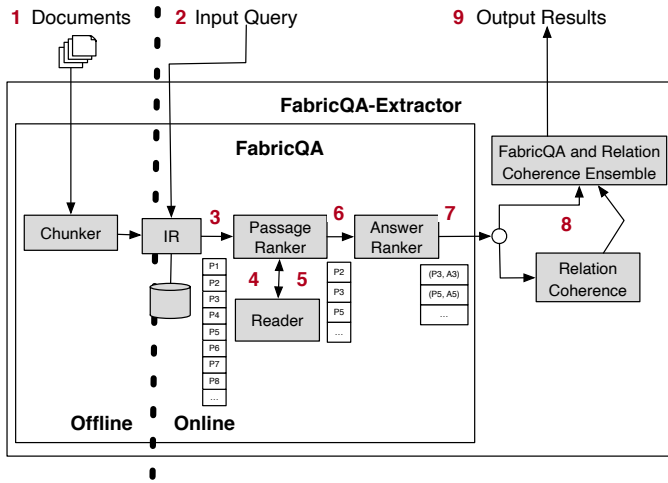


Fig. 2: FabricQA-Extractor’s architecture overview

because these scores were computed by different models and their ranges differ. Instead, given a relationship and an expert, we use Z-score [50] to normalize the expert score of all tuples in that relationship and we call it across-row-normalization. This strategy exploits information across rows of the same relationship.

FabricQA-Extractor Inference. After normalizing scores, we add them to obtain the final prediction for tuple (Q, R, A) , i.e.,

$$(P, A)^* = \underset{(P,A)}{\operatorname{argmax}}(z\text{-tn}(S\text{-OpenQA}(Q, P, A)) + z\text{-tn}(S\text{-Coher}(Q, P, A)))$$

where $z\text{-tn}(\dots)$ is the Z-score table normalization function.

The Relation Coherence model exploits the relational information to boost the quality of the extraction. It depends on an OpenQA system to obtain a candidate of passage-answer pairs (P, A) . We now turn our attention to the end-to-end system design, FabricQA-Extractor.

IV. FABRICQA-EXTRACTOR ARCHITECTURE

In this section, we present FabricQA-Extractor’s overview in Section IV-A. We explain the query lifecycle in Section IV-B and important implementation details in Section IV-C.

A. System Overview and Design Goals

The FabricQA-Extractor system architecture is shown in Fig. 2. This architecture is the result of several iterations.

FabricQA-Extractor takes as input a partially filled relation and a collection of documents. It then finds a set of suitable passages, and for each passage, a span of text that answers the question. The question answering component, named FabricQA in Fig. 2, returns top- K answers to the Relation Coherence model.

FabricQA-Extractor implements a funnel-based architecture. The more downstream a component, the more sophisticated and the more computationally expensive it is. The system is designed so that as data flows downstream, it is increasingly filtered out by each component. As a result, the system achieves high processing throughput.

Design Goals. There are 4 metrics that drive the design of this system. *Accuracy*: we design the system to achieve good extraction quality, measured as the number of correct answers. *Scalability*: The system must work even on tens of millions of documents. *Throughput*: We want to answer questions with subsecond latencies to make the system practical. *Transparency*: The system consists of a complex pipeline of components. We strive to attach context (document, passage, answer, scores) to each provided answer to facilitate the system’s use as explained in the previous section.

B. Query Lifecycle

We explain the online and offline components:

1) *Chunker and Indexer (Offline)*: During an offline stage, the collection of documents is indexed into an information retrieval system¹. The indexing strategy consists of splitting documents into passages of roughly the same size and often consists of several sentences. This size is compatible with state of the art RC models, which contributes to extracting good quality from those models. For example, BERT-based QA readers such as [14] do not accept passages longer than 512 subword tokens, and a single word is usually represented with more than one subword token, according to the wordpiece algorithm [52]. The released BERT-based reader implementation [53] uses at most 384 subword tokens and we split passages into 100 words approximately and show evidence for this decision in the evaluation section.

The chunker component of FabricQA reads documents as a stream of tokens. To chunk the stream into passages, it uses a sliding window that ensures there is some overlap of tokens across neighboring paragraphs. Although this redundancy increases the storage footprint in the information retrieval system, it also boosts the performance of the end to end system because it avoids possible context loss.

Finally, during the offline stage, the Indexer component assigns an ID to each passage and stores it along with the document it belongs to in the information retrieval system.

Note on information retrieval system. We assume the information retrieval system can return the $K1$ most relevant passages to an input query, along with the ranking score associated with each passage. Most information retrieval systems implement this functionality.

2) *Passage Ranker (Online)*: The Passage Ranker retrieves $K1$ passages from the information retrieval system and forwards $K2$ passages downstream to the Answer Ranker, where $K2 < K1$. $K1$ is usually in the hundreds, while $K2$ in the tens. The information retrieval system can return those passages fast because it only uses *syntactic* information to rank and retrieve passages. The Passage Ranker uses *semantic* information, as available through pre-trained language models, to narrow down the passages that get sent downstream to the more computationally expensive Answer Ranker.

After extensive experimentation, we concluded that modern RC models subsume the role of a Passage Ranker. That is, the

¹We use Elasticsearch [51]

scores they associate to the extracted answers already rank the passages according to how likely they are to contain the right answer to the question. We exploit this insight to implement the Passage Ranker as explained next.

RC Model. An RC model takes as input a question and a passage and finds a span of text in the passage that corresponds to the answer. It then returns the text span and a score, S_{best} associated with the confidence the model has in that answer. Furthermore, state-of-the-art RC models return “null” when they do not find a valid text span in a passage [42].

Building a Passage Ranker off RC Model scores. We apply the RC model to each passage obtained from the information retrieval system. Then, we normalize the scores associated with each passage-answer using a simple *margin score*, defined as: $S_{margin} = S_{best} - S_{null}$. Then, this component sends downstream the top- $K2$ passage-answer-question triples, those with the highest S_{margin} .

3) *Answer Ranker:* The Answer Ranker is a neural network model that takes a question, Q , passage P , and the answer provided by the Reader A and returns a score that indicates how likely A is an answer to Q given P . Each of the $K2$ passages from the Passage Ranker is fed to the Answer Ranker and the top- $K3$ chosen. Note one can configure $K3 = 1$ to obtain the best answer according to FabricQA. In general, FabricQA-Extractor will obtain $K3 > 1$ and provide those candidate answers to the Relation Coherence model.

P , Q , and A are featurized into fixed-length vectors using BERT as the language model. The resulting feature vectors are concatenated as shown in Fig. 3. Q and P are prefixed by a special token $\langle CLS \rangle$ and there is a special end token, $\langle SEP \rangle$, after which the answer is included. The answer, A is represented as a continuous span of tokens from P_s to P_e , which correspond to the start and end tokens indicating the span of text in the passage that corresponds to the answer.

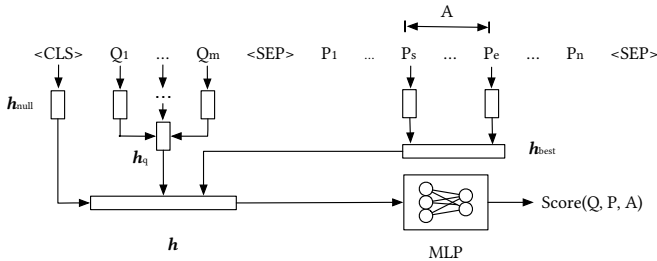


Fig. 3: Schematic of the Answer ranker model

The model uses the following vector representations:

- \mathbf{h}_{best} , vector representation for the answer. We concatenate the answer start and end token vector along column to get the best answer vector, i.e. $\mathbf{h}_{best} = [BERT(P_s); BERT(P_e)]$. Where $BERT(P_i)$ denotes the vector of token P_i encoded by Bert.
- \mathbf{h}_{null} , is the vector representation for cases where no answer is found, in which BERT returns the position of the start token, $\langle CLS \rangle$.
- \mathbf{h}_q , is the vector representation of the question, computed

as the average of the vector representation of each token in Q : $\mathbf{h}_q = \frac{1}{m} \sum_{i=1}^m BERT(Q_i)$

The model then obtains \mathbf{h} by concatenating the previous vectors, $\mathbf{h} = [\mathbf{h}_{best}; \mathbf{h}_{null}; \mathbf{h}_q]$, and then feeds it into a multilayer perceptron to compute the score: $S(Q, P, A) = MLP(\mathbf{h})$.

The Answer Ranker models the distance between the answer to the question and to the null answer in an embedded space, $S(Q, P, A)$. Scores are assigned based on the distance to question and null answer.

C. Implementation Details

We provide a list of important implementation details that proved critical to the end to end performance of FabricQA-Extractor.

Answer Ranker Offline training. To train Answer Ranker, for each Q , we need N^+ positive passages P^+ and N^- negative passages P^- . We use cross-entropy loss as the objective function.

The training dataset for the Answer Ranker consists of tuples of the form (Subject, Relationship, Question template, Object, Positive Passages, Negative Passages). We collect the passages using distant supervision [11]. To do that, we expand the question template using the subject, and then use the resulting question to identify top-150 relevant passages using the IR system. We then use the reader to obtain an answer from each passage. Finally, we compare the answer to the object using fuzzy matching. When the $F1$ score between answer and object is above a 0.7 threshold we label the passage positive, and we label it negative otherwise. We ensure that each tuple in the training dataset has at least 1 positive passage and 5 negative ones. This automatic approach makes it practical to assemble a training dataset to fit the models.

Building training datasets for Backward Reader. To train the Backward Reader of the Relation Coherence model, we follow an automatic approach. The gist of the method is to invert subject and object. The trick we implement is to invert the question, Q . To do that, we replace interrogative adverbs like *what*, *when*, *who* with the subject, and the subject with all possible interrogative adverbs to obtain a list of reverse questions. For example, given a question template "What organization did $\langle person \rangle$ work for?" and the subject (answer) "IBM", and given a passage, we produce the following ungrammatical questions: "IBM organization did who work for?", "IBM organization did what work for?", etc. We then feed each reverse question and the passage to the Forward Reader. If any answer produced by the Forward Reader is close to the subject (fuzzy matching), we keep the passage as the training data and also label the answer span as P-subject. Despite the noisy process, this approach is effective and helped us train the Backward Reader and thus coherence score model to boost the performance of the entire system.

Question pre-processing. Before sending a question to the information retrieval system, the question is pre-processed with Spacy [54] to identify important tokens, such as the Saxon genitive, which indicates possession and has thus an

important impact on the meaning of questions. For example, default tokenizers will produce the token 'John's'; with the pre-processing we seek to have 'John' and 's' as separate tokens.

Passage Re-ranking. Given two passages that contain the tokens in the subject, we would like the passage matching exactly the subject phrase to have a higher score. However, Elasticsearch uses BM25 [55], [56] to score passages given a question and BM25 does not consider token order. We, therefore, construct a compound bool query to ensure exact match (including order) ranks higher.

Exposing model internal representations. Commoditization of machine learning models means that many models are published as black boxes, which is good for usability, but insufficient when access to their internal representations is needed. We modify the RC model available on Hugging Face [57] so we access its internal token vector representation, which we use for training the Relation Coherence model.

V. EVALUATION

In this section, we answer the main research questions of our work:

- **RQ1. Does the Relation-Coherence model improve the extraction quality?**
- **RQ2. Does the Relation-Coherence model improve the extraction quality *without* retraining?**
- **RQ3. Is FabricQA-Extractor fast enough to be used in practice?**
- **RQ4. How sensitive is the Relation-Coherence model to the training dataset?**

We also include a microbenchmark section to study other relevant aspects of the system. In particular:

- **RQ5: Is FabricQA a strong baseline?**
- **RQ6: How does splitting passages affect quality?**

We first describe the metrics and the setup we use in the experiments. We explain the datasets in context with the relevant experiments.

Metrics: To measure the extraction quality we use several standard metrics often used in the literature:

Exact Match (EM): For each question and answer pair, this metric takes as value 1 when the answer exactly matches the ground truth answer, and 0 when it does not. Both ground truth and the provided answer are first normalized (removing articles, punctuation, convert characters to lower case) using the same procedure.

F1 Score (F1): Because the EM metric is sensitive to the specific tokens in the answer (e.g., "the 4th of July" vs "July, 4th"), the F1 score is computed at the token level, using the precision (#correct tokens in answer / tokens in predicted answer) and recall (#correct tokens in answer / tokens in ground truth answer).

Aggregated EM/F1: In general, we are interested in understanding the relative performance of a system on tables that contain multiple questions. We aggregate the metrics of the questions within each table and report that result.

System Setup: We run all the experiments on Chameleon Cloud [58]. We use a single node which has two Intel Xeon CPUs, each with clock speed of 2.60 GHz. In total the node has 48 threads and 187G RAM. In addition, it has one NVIDIA RTX 6000 GPU on which most of the system computation runs. The operating system is Ubuntu 18.08 and the CUDA version is 10.1. The system is implemented in Python v3.7.9.

A. RQ1: Does the Relation Coherence model help improve extraction quality?

In this section, we evaluate the contribution of the Relation Coherence model to the end-to-end problem of filling in incomplete tables from large collections of documents. We use the Relation Coherence model as part of our new FabricQA-Extractor system and as part of DrQA [16], an open-source state of the art open question answering system. We first introduce datasets, baselines, and then present the results.

Datasets. We use the QA-ZRE relation extraction benchmark [27]. In this benchmark, the goal is to find the answer to a question *given a passage*. This is the benchmark used to evaluate the Zero-Shot model [27]. The benchmark includes 120 relationships and 1192 questions. The statistics of the dataset are summarized in Table II.

Relationships	120	
Tuples(Rows) Per Relationship	Min	172
	Max	5,274
	Average	3,213
	Total	385,610
Question Templates Per Relationship	Min	1
	Max	35
	Average	10
	Total	1,192

TABLE II: QA-ZRE dataset data statistics

Each relational tuple contains the subject and relationship but lacks the object. Along with each tuple, the benchmark includes a *passage* on which to find the object. Instead of using the benchmark directly, we solve the harder problem of first finding the passage among all passages in the input document corpus and then finding the answer in that passage. We use a dump of the English WIKIPEDIA which contains 5,075,182 documents that leads to 35,338,951 passages: the goal is to find an answer to a question in a passage among 35M passages. This harder setup corresponds to the problem we target in this paper.

Baselines. We measure the extraction quality of FabricQA-Extractor against other strong baselines.

- **FabricQA.** This is FabricQA-Extractor but without using the Relation Coherence model. This benchmark sheds light on the marginal contribution of the Relation Coherence model to the extraction quality.

- **FabricQA-Ensemble.** We combine any two model instances $Model_i$ and $Model_j$ of Answer Ranker into a new model $Model_{(i,j)}$ by averaging their prediction scores. We choose the best $Model_{(i,j)}$ compared to the baseline Answer Ranker

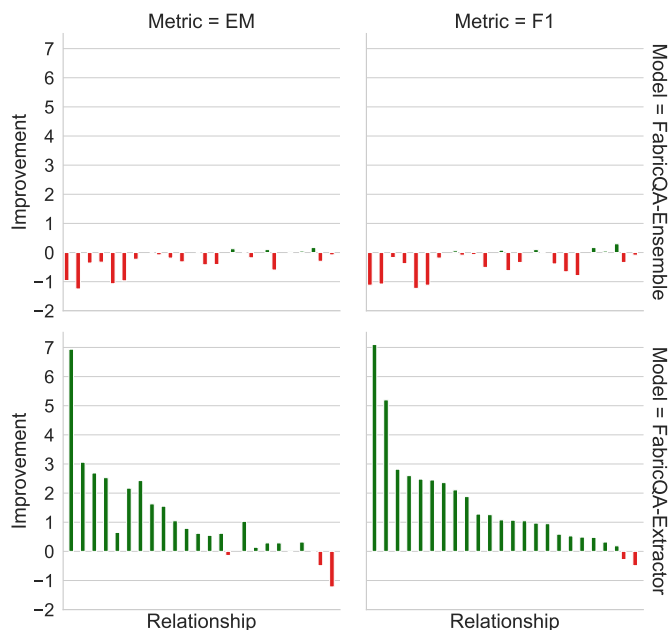


Fig. 4: FabricQA-Ensemble relative improvement over FabricQA (top). FabricQA-Extractor improvement is shown at the bottom.

instance on development data and call it FabricQA-Ensemble. This simple ensemble technique is popular in machine learning community and more robust than a single model [59], [60].

1) *Relation Coherence Evaluation on FabricQA-Extractor: Experimental Setup.* We split the dataset 70/10/20 into train, dev, test splits, leading to a total of 24 partially filled tables that contain subjects but have 70,834 missing cells that correspond to the objects. We report the extraction values based on the test data. To conduct the experiment, we feed each partially filled relation to the system, that fills in the relation by searching over the 35M passages of the English Wikipedia. We configure FabricQA-Extractor as follows: the Passage Ranker retrieves 30 passages from the IR system and FabricQA forwards the top 5 passages for each question to the Relation Coherence model, which selects the final answer.

Results. We first use FabricQA (i.e., without Relation Coherence) to fill in the tables by choosing the top-1 answer and measure its aggregated EM and F1 performance. We use its performance as the baseline for this experiment.

Fig. 4 shows the relative performance of both baselines, FabricQA-Ensemble, and FabricQA-Extractor. The x axis shows all 24 tables on which we evaluate the systems. The y axis shows the relative improvement (or degradation) of performance using both the aggregated EM (left column) and F1 metric (right column). FabricQA-Ensemble yields worse results for 66.7% of the relationships.

In contrast, FabricQA-Extractor improves the results for 91.7% of the tables (F1) and 87.5% (EM). This demonstrates the effectiveness of exploiting relational knowledge for information extraction via the Relation Coherence model.

The above results are obtained when the Relation Coherence

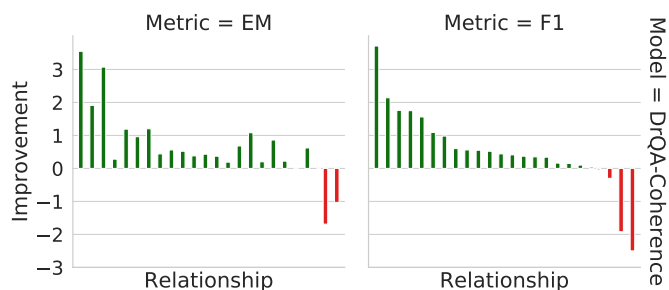


Fig. 5: DrQA-Coherence relative improvement over DrQA-Adapted

model was trained with 70% of the dataset. We now turn our attention to understanding in depth what is the effect of the training dataset on the extraction quality.

2) *Relation Coherence Evaluation On DrQA: Experimental Setup.* We first train DrQA [16] using the same training data used for FabricQA to isolate performance differences to the effect of the Relation-Coherence model. We call the resulting system DrQA-Adapted.

Results. Fig. 5 shows the relative performance of DrQA-Coherence w.r.t DrQA-Adapted. The results show that the Relation-Coherence model improves DrQA-Adapted on 83.3% of the relationships, both in EM and F1. The improvement magnitude is not as high as in FabricQA-extractor. This is because the DrQA reader performs worse than the reader used in FabricQA-extractor.

This result demonstrates the ability of Relation-Coherence to use the target relation to improve the extraction quality of OpenQA systems.

B. RQ2: Does Relation Coherence improve extraction quality without retraining?

In this section, we measure the Relation Coherence extraction quality *on a different dataset*, with new relationships, and without retraining.

Datasets and Baselines. We use the BioNLP benchmark used as part of the BioNLP Open Shared Tasks 2019 (BioNLP-OST-2019) [61]. This is a benchmark for relation extraction in the biomedical domain. Similar to QA-ZRE, we use this benchmark to derive a series of partially filled relations. While the benchmark provides the passages from where to extract the answers, we instead solve the harder problem of identifying those passages in a document corpus. We use the **PubMed** corpus that contains 24,612,524 abstracts in biology, botany, and biomedicine domain which results in 81,641,516 passages when indexed in FabricQA-Extractor. So we need to find the right answer among the 81M. We use the same baselines as in the previous section.

Experimental Setup. We measure the performance of FabricQA-Extractor on the BioNLP benchmark when finding the answers among the 84M passages from PubMed without retraining the system. We do that to understand how FabricQA-Extractor performs on a different dataset and, more importantly, to determine whether once trained (in this case

on Wikipedia data), the Relation Coherence model can use relational information in other domains.

Unlike with the previous dataset, we do not have ground truth answers for the BioNLP questions over PubMed data. We hire a domain expert to manually label the question-answer pairs as correct and incorrect. Then, instead of using EM and F1 as metrics, we use the correct ratio of answers for each relationship.

Due to the cost of manual labeling we use 10 relations in this experiment and 30 rows per relation, totaling 300 questions. We write a question template for each relationship and obtain the top passages (and answers) by FabricQA and FabricQA-Extractor. We ask the expert to read each question and passage to determine whether the predicted answer is correct. In total, the expert manually labels 600 passage-answer pairs.

Results. Fig. 6 a) shows the extraction quality of FabricQA and FabricQA-Extractor on the sample BioNLP data. Without retraining, the Coherence Model improves the quality of FabricQA on a new domain on 60% relationships with a large margin ($> 8.5\%$). When it performs worse, it is with a small margin ($< 3.5\%$). In addition, both systems tie on 10% relationships. On average, Coherence Model improves the quality by 7 points on this biomedical domain.

Overall the result shows the capacity of the Relation Coherence model’s to exploit relational information in new domains without retraining. We consider these results are the strongest evidence for the opportunity of using relational information in information extraction tasks that use question answering technology.

C. RQ3: FabricQA-Extractor Throughput

In this section, we demonstrate how the funnel architecture of FabricQA-Extractor leads to high performance. Recall from Section II-B2 that applying an RC model to each passage would lead to multi-day latencies to solve problems of the scale we show here. Instead, FabricQA-Extractor answers questions in subsecond latencies. We use different baselines to demonstrate the performance characteristics of each pipeline component:

Experimental Setup and Baselines. We use a sample of 100 relation triples (questions) from the test data to conduct this experiment. We measure throughput as #questions answered per second. For FabricQA and FabricQA-Extractor, IR retrieves 30 passages for each question and sends them to Answer Ranker, which picks top 5 answers and forwards them to Relation Coherence model.

- IR. This baseline corresponds to the time to extract the 30 passages from the IR system and preprocessing the questions as explained in Section IV. This is measuring the performance of the information retrieval system: no ML model inference is performed at this stage.
- IR + Reader This baseline corresponds to the previous + the execution of the Passage Ranker, which requires calling an RC model, the Reader over each of the 30 passages. The inference is performed on the GPU.

- FabricQA. The previous plus the time to call the Answer Ranker, which ranks the final answers before forwarding them to the Relation Coherence model.

- FabricQA-Extractor This is the whole pipeline.

Results. Figure 6 b) shows the throughput of the different components of the pipeline. We highlight 3 results. First, and most obvious, as soon as deep neural models are incorporated in the pipeline, the throughput drops with respect to the IR component, despite this computation taking place on a GPU. Second, the further downstream we go in the pipeline, the lower the throughput, as components become more sophisticated. Note how large is the performance factor between baselines. For example, FabricQA is slower than IR + Reader despite processing only 16% of the data. The performance would drop fast if it was not for the funnel design of our system, where each component vastly reduces the workload for the downstream component. In conclusion, FabricQA-Extractor provides subsecond latencies, making it practical to address large scale extraction problems.

D. RQ4: Sensitivity to Training Dataset Size

We want to understand how sensitive the Relation Coherence model is to the training dataset. Ideally, the model learns how to exploit the relational information after seeing a few samples, hence yielding a boost in the extraction quality with a small (and cheap) training dataset.

To study this problem we use two different strategies to construct training datasets of varying sizes. In the first strategy, we create a training dataset by sampling tuples at random from each relationship. This strategy, called **changing rows**, produces a training dataset that has samples *from every relationship*. In the second strategy, we fix the number of tuples per relation and vary the number of relations from where we sample. This strategy, called **changing relationships**, produces a training dataset with *samples from a subset of the relationships*. We also report results when the model is not trained, as a reference baseline.

Results. Table III shows the result of the **changing rows** strategy. In this case, the results correspond to the aggregation of EM/F1 not only across rows of a table but across tables as well. The results show that without any training data, FabricQA-Extractor achieves only 3.11/6.94 (EM/F1). But then, using only 1% of data (which corresponds to 2208 rows) results in 55.27/68.46 the biggest jump in performance. From then on, we observe two trends. First, Relation Coherence strictly improves extraction quality compared to FabricQA. Second, the results demonstrate the diminishing returns of training data. The maximum extraction quality (56.24/69.3) is achieved when using 25% rows per relationship, which corresponds to 55200 rows, or 20x the training dataset size for an improvement of less than 1 point. In other words, a small, representative training dataset is sufficient for Relation Coherence model to exploit relational data and improve the extraction quality.

To study the effect of training datasets that do not represent every relationship in the test data, we use the **changing rela-**

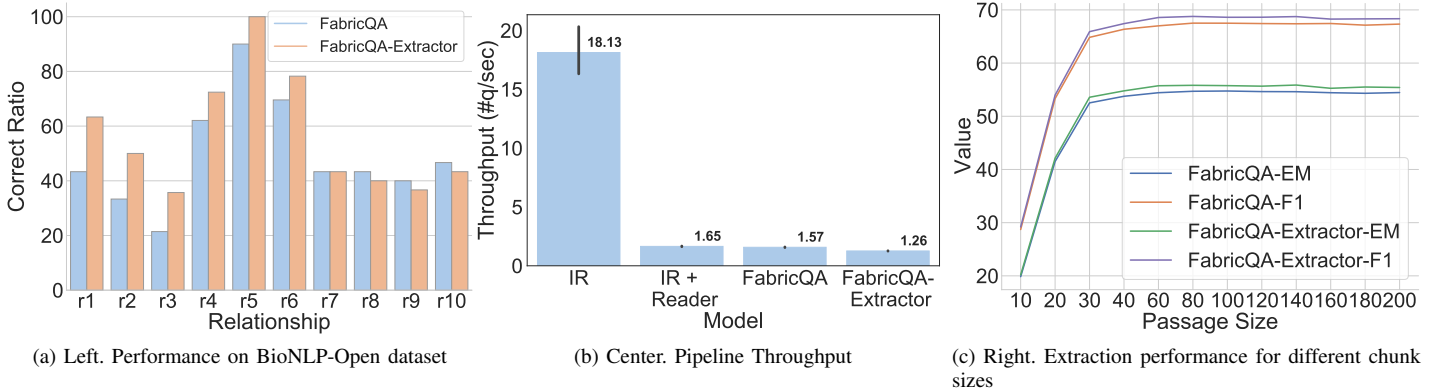


Fig. 6: Generalization experiment (left). Throughput experiment (center). Effect of passage size (right).

Rows(Questions)		FabricQA		FabricQA-Extractor	
Percent	Count	EM	F1	EM	F1
0	0	4.29	8.02	3.11	6.94
0.1	235	53.81	66.76	54.92	68.23
0.5	1,121	54.44	67.54	55.32	68.64
5	11,059	54.50	67.33	55.57	68.73
15	33,183	55.13	67.93	56.04	69.3
25	55,307	54.94	67.8	56.24	69.3

TABLE III: Sample efficiency with changing rows

tionships sampling strategy. Table IV shows the results. The trend is similar to the previous one. Sampling from only 5/24 relationships leads to a quality of 52.52/65.58 while sampling from 20/24 only increases that quality by approximately a point (EM). Consistent with the previous strategy, Relation-Coherence improves the extraction quality when compared to FabricQA. Overall, the quality achieved with the **changing relationship** strategy is slightly inferior to the one achieved with **changing rows**, which is expected because the training dataset is not as representative as the one produced by the previous strategy.

Relation-ships	Rows (Questions)	FabricQA		FabricQA-Extractor	
		EM	F1	EM	F1
0	0	4.29	8.02	3.11	6.94
1	98	41.02	52.6	44.64	56.68
5	490	51.18	64.23	52.52	65.58
10	980	53.58	66.85	54.89	68.28
20	1,960	53.57	66.5	55.16	68.43
40	3,920	54.12	66.94	55.55	68.88
84	8,232	54.6	67.61	55.77	69.15

TABLE IV: Sample efficiency with changing relationships

In summary, these results demonstrate that a small number of training samples is sufficient to obtain good performance, and that, when possible, the training dataset should be diverse in terms of the kinds of relationships it represents.

E. RQ5: FabricQA Performance in Context

In the previous sections, we have shown the benefits of Relation Coherence by measuring the improvement on extrac-

tion quality over FabricQA. These results are valid as long as FabricQA is a strong baseline. Otherwise, we would be improving over a suboptimal solution. In this section, we demonstrate FabricQA is in fact a strong baseline.

Datasets. Similar to previous sections, we use the SQuAD 1.1. [39] benchmark to extract questions and ground truth answers. However, instead of answering these questions over the passages provided in the benchmark, we find the passage among the 35M passages from the indexed Wikipedia. This approach is common among approaches that evaluate question answering systems [16], [46]. In total, we answer 10,570 questions.

Setup. Due to the spike in interest for building question answering systems, many results are readily reported in the literature using the dataset described above. Unlike in the original benchmark, there is not an official leaderboard where results are posted. Instead, we rely on results reported by previous work [33] and on our own deployment and evaluation to obtain the results. We need to rely on previously reported results because the majority of approaches do not open source their system or only open source a component, which is insufficient to fully replicate the results. For this experiment, we configure FabricQA to obtain the top-1 answer for each question and measure aggregated EM and F1.

Results. Table V shows the results for several approaches in the literature as well as for FabricQA. There are only 2 approaches that achieve better quality than FabricQA. Of those, PathRetriever[33] requires the corpus to contain hyperlinks between documents and between paragraphs, which we do not require. SPARTA[34] improves the passage retrieval using an expensive to train vector-based sparse index, which is better at matching question and passage than the token-based sparse index BM25, but at the cost of much lower performance [62]. This is because SPARTA needs to encode each token and passage using a learned function, and then it needs to precompute the token and passage match score for each token in a vocabulary and passage in the corpus. This requires a computationally expensive preprocessing stage [62].

This experiment shows that FabricQA is a strong baseline and hence, it demonstrates that the improvements of the

Models	EM	F1
Multi-passage (Wang et al., 2019b)	53.0	60.9
ORQA (Lee et al., 2019)	20.2	-
BM25+BERT (Lee et al., 2019)	33.2	-
Weaver (Raison et al., 2018)	42.3	-
RE3 (Hu et al., 2019)	41.9	50.2
MUPPET (Feldman & El-Yaniv, 2019)	39.3	46.2
BERTserini (Yang et al., 2019)	38.6	46.1
DENSPI-hybrid (Seo et al., 2019)	36.2	44.4
MINIMAL (Min et al., 2018)	34.7	42.5
Multi-step Reasoner (Das et al., 2019)	31.9	39.2
Paragraph Ranker (Lee et al., 2018)	30.2	-
R3 (Wang et al., 2018a)	29.1	37.5
DrQA (Chen et al., 2017)	29.8	-
PathRetriever (Asai et al., 2020)*	56.5	63.8
SPARTA (Zhao et al., 2021)*	59.3	66.5
FabricQA	54.3	61.7

TABLE V: Question Answering results on Squad Open

Relation Coherence model are significant.

1) *RQ6: Effect of Passage Size*: To explore the effect of passage size to the extraction quality, we chunk documents into passages of different sizes, N , that range from 10 to 200 tokens with strides of $N/2$. We report results for 500 randomly sampled rows from each relation, resulting in a total of 11903 rows.

Fig. 6 c) shows the results of this experiment. Passages shorter than 60 tokens perform worse than those that are larger than 60 ones, and the range between 80 to 140 tokens achieves the best performance. Passages larger than 140 tokens harm performance. This loss in performance is related to the limit size of RC models, that accept a maximum of 384 *wordpiece* tokens [53]—i.e., roughly 200 tokens. If given larger passages, the reader itself will chunk the passage and choose one based on its own internal score.

We note that the performance impact of the passage size can rest any benefits of sophisticated ML models downstream the pipeline. This microbenchmark brings attention to the importance of carefully designing these classes of systems end-to-end.

VI. RELATED WORK

To the best of our knowledge, FabricQA-Extractor is the first end-to-end system proposed to solve information extraction tasks using question answering over large collections of documents while exploiting relational knowledge. We covered related work with Table I in Section II. We complete the discussion here.

Relation extraction using question answering. West et. al. [18] use question answering to complete knowledge bases. The approach learns to ask questions for a missing attribute of an entity and then aggregate the answers from those different questions to get the possible values. Zhao et. al. [29] also feed diverse questions to an RC model to boost performance in relation extraction. Das et. al [31] extends an RC model

to construct a knowledge graph from text to track and predict entity states. All these approaches assume relationships and entity types are pre-defined and cannot easily answer questions about new relationships without retraining. (‘Requires Training per relationship’ column in Table I), Our work has no such constraints.

Levy et. al. [27] uses reading comprehension to fill a missing entity of a relation tuple. They extend the BIDAf [15] RC model to report no answer if the passage does not imply the relation in the question. This approach performs badly when a lot of passages are fed to a question because exiting RC models are still poor in ruling out distractor passages and ranking the related ones. Li et. al. [28] reduces relation extraction to a multi-turn QA task, likewise, they rely on the RC model to report no answer for a passage. Qiu et. al [30] also use question answering to populate knowledge bases, but they assume the right document is given instead of retrieving first. All these approaches assume an input passage (or document) and not a collection of documents (‘Designed for large scale in Table I’). And all propose a model instead of an end to end system.

Open question answering. Open question answering (OpenQA) has become an active topic since DrQA [16] was proposed. It first introduced the retriever-reader architecture and integrated a neural reading comprehension model in OpenQA. Since then a lot of work has been done. [43] jointly trains retriever and reader using reinforcement learning. [44] proposed an end-to-end approach that combines the retriever score and read score by hyperparameters. [63] proposed global normalization to make the reader score is more comparable among passages. To better capture the semantics between query term and passages, dense index [45] [34] is used to replace sparse ones like BM25[44] and TF-IDF[16]. To answer more complex, multi-hop questions, [33] exploits document hyperlinks available to build a graph to collect more evidence passages. [35] does not require the hyperlinks and combines the dense index and a recursive framework to solve the multi-hop questions. None of these systems performs information extraction tasks and hence none exploits knowledge about the relational model.

VII. CONCLUSIONS

We demonstrated the importance of exploiting relational knowledge to boost the extraction quality from large collections of documents. We proposed Relation Coherence, a novel model that exploits that information, and we incorporated it as part of an end-to-end system, FabricQA-Extractor. We demonstrated Relation Coherence’s benefits on two large scale datasets with tens of millions of passages using tens of thousands of questions. We demonstrated the importance of building this class of information extraction systems end to end, where components that are often left unattended—such as the chunker—have a large impact on the overall quality. All in all, our work hints at additional paths for the data management community to contribute to this growing area.

REFERENCES

- [1] O. Etzioni, M. Cafarella, D. Downey, S. Kok, A.-M. Popescu, T. Shaked, S. Soderland, D. S. Weld, and A. Yates, "Web-scale information extraction in knowitall(preliminary results)," *WWW2004*, 2004.
- [2] C. Zhang, "Deepdive: A data management system for automatic knowledge base construction," 2015.
- [3] H. Ji and R. Grishman, "Knowledge base population: Successful approaches and challenges," *ACL*, 2011.
- [4] H. Ji1, J. Nothman, and B. Hachey, "Overview of tac-kbp2014 entity discovery and linking tasks," *Text Analysis Conference(TAC)*, 2014.
- [5] J. Getman, J. Ellis, S. Strassel, Z. Song, and J. Tracey, "Laying the groundwork for knowledge base population: Nine years of linguistic resources for tac kbp," *Proceedings of the Eleventh International Conference on Language Resources and Evaluation*, 2018.
- [6] Y. Zhang, V. Zhong, D. Chen, G. Angeli, and C. D. Manning, "Position-aware attention and supervised data improve slot filling," 2017.
- [7] G. Angeli, S. Gupta, M. Jose, C. D. Manning, C. Ré, J. Tibshirani, J. Y. Wu, S. Wu, and C. Zhang, "Stanford's 2014 slot filling systems," *TAC KBP*, vol. 695, 2014.
- [8] S. Lim, S. Kwon, S. Lee, and J. Choi, "Unist sail system for tac 2017 cold start slot filling," 2017.
- [9] Y. Zhang, A. Chaganty, A. Paranjape, D. Chen, J. Bolton, P. Qi, and C. D. Manning, "Stanford at tac kbp 2016: Sealing pipeline leaks and understanding chinese," 2016.
- [10] A. Chaganty, A. Paranjape, J. Bolton, M. Lamm, J. Lei, A. See, K. Clark, Y. Zhang, P. Qi, and C. D. Manning, "Stanford at tac kbp 2017: Building a trilingual relational knowledge graph," 2017.
- [11] M. Mintz, S. Bills, R. Snow, and D. Jurafsky, "Distant supervision for relation extraction without labeled data," *ACL*, 2009.
- [12] A. Ratner, S. H. Bach, H. Ehrenberg, J. Fries, S. Wu, and C. Re, "Snorkel: Rapid training data creation with weak supervision," *VLDB*, 2017.
- [13] X. Lin, H. Li, H. Xin, Z. Li, and L. Chen, "Kbpearl: A knowledge base population system supported by joint entity and relation linking," *VLDB 2020*, vol. 13, no. 7, 2020.
- [14] Z. Lan, M. Chen, S. Goodman, K. Gimpel, P. Sharma, and R. Soiccut, "Albert: A lite bert for self-supervised learning of language representations," *ICLR*, 2020.
- [15] M. Seo, A. Kembhavi, A. Farhadi, and H. Hajishirzi, "Bidirectional attention flow for machine comprehension," *ICLR*, 2017.
- [16] D. Chen, A. Fisch, J. Weston, and A. Bordes, "Reading wikipedia to answer open-domain questions," *Proceedings of the 55th Annual Meeting of the Association for Computational Linguistics*, 2017.
- [17] S. Broscheit, K. Gashteovski, and M. Achenbach, "Openie for slot filling at tac kbp 2017 - system description," 2017.
- [18] R. West, E. Gabrilovich, K. Murphy, S. Sun, R. Gupta, and D. Lin, "Knowledge base completion via search-based question answering," *WWW*, 2014.
- [19] K. Kollur, V. Adlakha, S. Aggarwal, Mausam, and S. Chakrabarti, "Openie6: Iterative grid labeling and coordination analysis for open information extraction," *Proceedings of the 2020 Conference on Empirical Methods in Natural Language Processing (EMNLP)*, 2020.
- [20] J. Bennett and S. Lanning, "The netflix prize," *Proceedings of KDD Cup and Workshop*, 2007.
- [21] R. M. Bell and Y. Koren, "Lessons from the netflix prize challenge," *SIGKDD Explorations*, vol. 9, no. 2, 2007.
- [22] Y. Koren, "The bellkor solution to the netflix grand prize," *tech report*, 2009.
- [23] W. L. Hamilton, R. Ying, and J. Leskovec, "Inductive representation learning on large graphs," *NeurIPS*, 2017.
- [24] T. N. Kipf and M. Welling, "Semi-supervised classification with graph convolutional networks," *ICLR*, 2017.
- [25] L. Lu and T. Zhou, "Link prediction in complex networks: A survey," *Physica A 390 (2011) 1150-1170*, 2011.
- [26] K. K. Teru, E. Denis, and W. L. Hamilton, "Inductive relation prediction by subgraph reasoning," *ICML*, 2020.
- [27] O. Levy, M. Seo, E. Choi, and L. Zettlemoyer, "Zero-shot relation extraction via reading comprehension," *Proceedings of the 21st Conference on Computational Natural Language Learning (CoNLL 2017)*, 2017.
- [28] X. Li, F. Yin, Z. Sun, X. Li, A. Yuan, D. Chai, M. Zhou, and J. Li, "Entity-relation extraction as multi-turn question answering," *arXiv preprint arXiv:1905.05529*, 2019.
- [29] Z. Zhao, Z. Yan, Y. Cao, and Z. Li, "Asking effective and diverse questions: A machine reading comprehension based framework for joint entity-relation extraction." in *IJCAI*, 2020, pp. 3948–3954.
- [30] L. Qiu, H. Zhou, Y. Qu, W. Zhang, S. Li, S. Rong, D. Ru, L. Qian, K. Tu, and Y. Yu, "Qa4ie: a question answering based framework for information extraction," in *International Semantic Web Conference*. Springer, 2018, pp. 198–216.
- [31] R. Das, T. Munkhdalai, X. Yuan, A. Trischler, and A. McCallum, "Building dynamic knowledge graphs from text using machine reading comprehension," *arXiv preprint arXiv:1810.05682*, 2018.
- [32] B. Roth, T. Barth, M. Wiegand, M. Singh, and D. Klakow, "Effective slot filling based on shallow distant supervision methods," *arXiv preprint arXiv:1401.1158*, 2014.
- [33] A. Asai, K. Hashimoto, H. Hajishirzi, R. Socher, and C. Xiong, "Learning to retrieve reasoning paths over wikipedia graph for question answering," in *International Conference on Learning Representations*, 2020.
- [34] T. Zhao, X. Lu, and K. Lee, "Sparta: Efficient open-domain question answering via sparse transformer matching retrieval," *arXiv preprint arXiv:2009.13013*, 2020.
- [35] W. Xiong, X. L. Li, S. Iyer, J. Du, P. Lewis, W. Y. Wang, Y. Mehdad, W.-t. Yih, S. Riedel, D. Kiela *et al.*, "Answering complex open-domain questions with multi-hop dense retrieval," *arXiv preprint arXiv:2009.12756*, 2020.
- [36] D. Jurafsky and J. H. Martin, in *Speech and Language Processing (3rd ed. draft)*, 2019.
- [37] J. Eisenstein, in *Natural Language Processing*, 2018.
- [38] S. Kumar, "A survey of deep learning methods for relation extraction," *arXiv preprint arXiv:1705.03645*, 2017.
- [39] P. Rajpurkar, J. Zhang, K. Lopyrev, and P. Liang, "Squad: 100,000+ questions for machine comprehension of text," *Proceedings of the 2016 Conference on Empirical Methods in Natural Language Processing*, 2016.
- [40] P. Rajpurkar, R. Jia, and P. Liang, "Know what you don't know: Unanswerable questions for squad," *Proceedings of the 56th Annual Meeting of the Association for Computational Linguistics*, 2018.
- [41] Microsoft, "Microsoft open sources breakthrough optimizations for transformer inference on gpu and cpu," <https://cloudblogs.microsoft.com/opensource/2020/01/21/microsoft-onnx-open-source-optimizations-transformer-inference-gpu-cpu/>, 2020.
- [42] J. Devlin, M.-W. Chang, K. Lee, and K. Toutanova, "Bert: Pre-training of deep bidirectional transformers for language understanding," *Proceedings of the 2019 Conference of the North American Chapter of the Association for Computational Linguistics: Human Language Technologies*, 2018.
- [43] S. Wang, M. Yu, X. Guo, Z. Wang, T. Klinger, W. Zhang, S. Chang, G. Tesauro, B. Zhou, and J. Jiang, "R 3: Reinforced ranker-reader for open-domain question answering," in *Thirty-Second AAAI Conference on Artificial Intelligence*, 2018.
- [44] W. Yang, Y. Xie, A. Lin, X. Li, L. Tan, K. Xiong, M. Li, and J. Lin, "End-to-end open-domain question answering with bertserini," *arXiv preprint arXiv:1902.01718*, 2019.
- [45] K. Lee, M.-W. Chang, and K. Toutanova, "Latent retrieval for weakly supervised open domain question answering," Jul. 2019, pp. 6086–6096. [Online]. Available: <https://aclanthology.org/P19-1612>
- [46] Z. Wang, P. Ng, X. Ma, R. Nallapati, and B. Xiang, "Multi-passage bert: A globally normalized bert model for open-domain question answering," *Proceedings of the 2019 Conference on Empirical Methods in Natural Language Processing*, 2019.
- [47] P. Mon Htut, S. R. Bowman, and K. Cho, "Training a ranking function for open-domain question answering," *arXiv:1804.04264*, 2018.
- [48] L. Mou, R. Men, G. Li, Y. Xu, L. Zhang, R. Yan, and Z. Jin, "Natural language inference by tree-based convolution and heuristic matching," in *ACL*, 2016.
- [49] I. Goodfellow, Y. Bengio, and A. Courville, *Deep Learning*. MIT Press, 2016, <http://www.deeplearningbook.org>.
- [50] P. Juszczak, D. M. J. Tax, and R. P. W. Dui, "Feature scaling in support vector data descriptions," vol. 8th Annu. Conf. Adv. School Comput, 2002.
- [51] "Elasticsearch," <https://www.elastic.co/>.
- [52] Y. Wu, M. Schuster, Z. Chen, Q. V. Le, M. Norouzi, W. Macherey, M. Krikun, Y. Cao, Q. Gao, K. Macherey *et al.*, "Google's neural machine translation system: Bridging the gap between human and machine translation," *arXiv preprint arXiv:1609.08144*, 2016.
- [53] Google, "<https://github.com/google-research/bert>."

- [54] M. Honnibal and I. Montani, “spacy 2: Natural language understanding with bloom embeddings, convolutional neural networks and incremental parsing,” *To appear*, 2017.
- [55] S. E. Robertson and K. S. Jones, “Relevance weighting of search terms,” *Journal of the American Society for Information Science*, 1976.
- [56] S. Robertson and H. Zaragoza, “The probabilistic relevance framework: Bm25 and beyond,” *Foundations and Trends® in Information Retrieval*, vol. 3, no. 4, pp. 333–389, 2009. [Online]. Available: <http://dx.doi.org/10.1561/15000000019>
- [57] T. Wolf, L. Debut, V. Sanh, J. Chaumond, C. Delangue, A. Moi, P. Cistac, T. Rault, R. Louf, M. Funtowicz, J. Davison, S. Shleifer, P. von Platen, C. Ma, Y. Jernite, J. Plu, C. Xu, T. L. Scao, S. Gugger, M. Drame, Q. Lhoest, and A. M. Rush, “Transformers: State-of-the-art natural language processing,” in *Proceedings of the 2020 Conference on Empirical Methods in Natural Language Processing: System Demonstrations*. Online: Association for Computational Linguistics, Oct. 2020, pp. 38–45. [Online]. Available: <https://www.aclweb.org/anthology/2020.emnlp-demos.6>
- [58] K. Keahey, J. Anderson, Z. Zhen, P. Riteau, P. Ruth, D. Stanzione, M. Cevik, J. Colleran, H. S. Gunawi, C. Hammock, J. Mambretti, A. Barnes, F. Halbach, A. Rocha, and J. Stubbs, “Lessons learned from the chameleon testbed,” in *Proceedings of the 2020 USENIX Annual Technical Conference (USENIX ATC '20)*. USENIX Association, July 2020.
- [59] K. P. Murphy, *Probabilistic Machine Learning: An introduction*. MIT Press, 2021. [Online]. Available: probml.ai
- [60] X. Dong, Z. Yu, W. Cao, Y. Shi, and Q. Ma, “A survey on ensemble learning,” *Frontiers of Computer Science*, vol. 14, no. 2, pp. 241–258, 2020.
- [61] “Bionlp open shared tasks,” <https://2019.bionlp-ost.org/>.
- [62] F. Zhu, W. Lei, C. Wang, J. Zheng, S. Poria, and T.-S. Chua, “Retrieving and reading: A comprehensive survey on open-domain question answering,” *arXiv preprint arXiv:2101.00774*, 2021.
- [63] C. Clark and M. Gardner, “Simple and effective multi-paragraph reading comprehension,” *arXiv preprint arXiv:1710.10723*, 2017.