

An Efficient and Explanatory Image and Text Clustering System with Multimodal Autoencoder Architecture

Tiancheng Shi*
ts3474@columbia.edu
Columbia University
New York, NY, USA

Yuanchen Wei*
yw3939@columbia.edu
Columbia University
New York, NY, USA

John R. Kender
jrk@cs.columbia.edu
Columbia University
New York, NY, USA

ABSTRACT

We demonstrate the efficiencies and explanatory abilities of extensions to the common tools of Autoencoders and LLM interpreters, in the novel context of comparing different cultural approaches to the same international news event. We develop a new Convolutional-Recurrent Variational Autoencoder (CRVAE) model that extends the modalities of previous CVAE models, by using fully-connected latent layers to embed in parallel the CNN encodings of video frames, together with the LSTM encodings of their related text derived from audio. We incorporate the model within a larger system that includes frame-caption alignment, latent space vector clustering, and a novel LLM-based cluster interpreter. We measure, tune, and apply this system to the task of summarizing a video into three to five thematic clusters, with each theme described by ten LLM-produced phrases. We apply this system to two news topics, COVID-19 and the Winter Olympics, and five other topics are in progress.

1 INTRODUCTION

Videos convey information with high temporal density through both images and audio. Thus, video content extraction and abstraction methods are gradually gaining in their significance. However, existing common tools are costly to train and opaque to interpret. We explore two novel variations on Autoencoders and LLM interpreters to generate thematic clusters of video tags without human supervision, in order to summarize individual videos. Our final goal is to quickly compare the videos of the same event presented by different cultures, in order to gain insight into their differing perspectives.

Video frames with high resolution are associated with an extremely high dimension that makes clustering difficult. Prior work has inspired us that Variational Autoencoders with only convolution layers (Pure CVAE, see Figure 1a) can reduce the dimensionality of images low enough for other Machine Learning algorithms to handle them. However, we note that the use of the Global Max Pooling layer on top of the latent layer undermines the effectiveness of the original CVAE model. We substitute instead multiple fully-connected linear layers, also following the encoder-decoder structure (Dense CVAE, see Figure 1b), which learn important features independent of the format of input vectors.

We claim the following advantages of our methodology.

Novelty. We propose the CRVAE model that further introduces multimodality by incorporating NLP elements. While traditional CVAE solely processes images, CRVAE can encode audio information in the original videos, allowing to learn denser information

representation comparing with its unimodal counterparts. Additionally, the mostly automatic full pipeline (see Figure 2) includes a Large Language Model (LLM) interpretation. Images from each thematically related cluster, each augmented with a caption generated by the BLIP model, are fed into the LLaMA model, with a prompt asking it to generate a fixed number of tags for the cluster.

Universality. Our method is applicable to YouTube news videos, regardless of their topics, sources, languages, cultural backgrounds, etc. This universality is because the key parts of our system—both the CRVAE model and the LLM—are designed to inherently handle multilingual text inputs.

Efficiency. First, our system is almost fully automatic: the only manual parameter into the pipeline is the selection of optimal number of clusters for K -means, heuristically chosen with the help of metrics and plots. Secondly, the training session is also cost-efficient enough to be deployed on local PCs. The CRVAE model does not require prior information, and the training then takes less than 30 minutes per video. The LLM interpretation phase costs similarly.

2 RELATED WORKS

2.1 Convolutional Variational Autoencoder

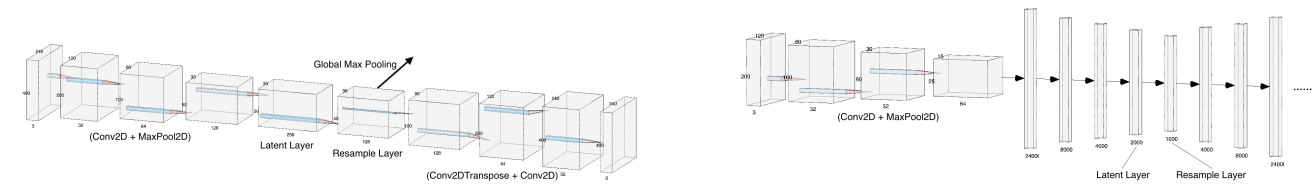
Prior work has used the Convolutional Variational Autoencoder (CVAE) model for representation learning and clustering of images (video frames) [8]. Specifically, 1-strided convolution layers, each followed by a 2×2 max pooling layer can be applied to extract low-dimension features from input images. Yet for images with high resolution, these layers are insufficient to reduce the high dimensions to an approachable level. Conversely, using larger strides and/or pool sizes will result in fuzziness during reconstruction.

One method to resolve this dilemma was to apply a Global Max Pooling to each channel, further reducing the dimension from $C \times H \times W$ to just $C \times 1$, where C, H, W represents number of channels, image height, and image width respectively. However, this brute-force method fails for two reasons.

On the one hand, by forcing a full, 2D feature map to compress to a single value, we lose all spatial information. This simply keeps track of an extremely “bright spot”, the pixel that is most activated by the convolution layers. On the other hand, during the actual training process, the latent vector after Global Max Pooling is not involved. It is neither the output optimized by the Encoder network, nor can it be used to reconstruct the output image by the Decoder network.

We conclude that pure CVAE is insufficient to encode high-resolution images. In contrast, multiple external researchers (Fan et al. [1], Pu et al. [5], and others) have use of dense layers between the convolution layers and the latent layer. Therefore, we adopt the

*Both authors contributed equally to this research.



(a) Pure CVAE consists only of convolution layers, as represented by “boxes”, of which the widths shows the number of channels in a layer.

(b) Dense CVAE consists of convolution layers in the front and end, and fully-connected layers in the middle, as represented by “columns” (duplicated convolution layers at the end are omitted).

Figure 1: Pure and dense CVAE Architectures.

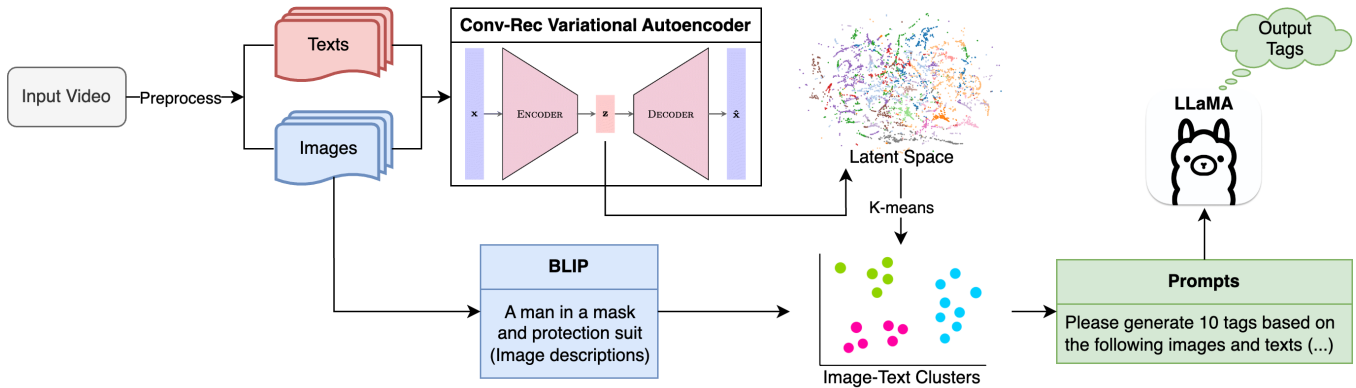


Figure 2: System Overview: CRVAE model encodes images and texts into a low-dimension latent space, the vector representations are clustered using K -means, and BLIP describes the video frames to help LLaMA summarize the frames and captions.

Dense CVAE model: CVAE with dense (fully-connected) layers in the middle; see Figure 1b.

2.2 Multimodal Representation Learning

MRL reduces the dimensionality of heterogeneous data, aiming at retaining most information and reducing the gap between different modalities of the input data. Guo et al. [2] classified popular frameworks of Multimodal Representation Learning into three potentially overlapping types.

The first, Joint Representation, method typically involves a low-dimension subspace containing the fusion of information from all modalities. A common approach is to use an additive method: $z = f(w_1v_1 + w_2v_2)$, where v_i are unimodal representations. f is the activation function, and z is the output multimodal representation.

The second, Coordinated Representation, in contrast learns each modality in separate models and exerts additional constraints to regularize the training across all modalities.

The third, Encoder-Decoder Framework, translates one modality into the other, and takes the intermediate layer as the multimodal representation.

Our work uses a modality-fusion method within an encoder-decoder framework and can be viewed as a mix of the first and third types. The advantage of this structure is that a joint representation outputs a single vector representation that contains

shared information across modalities, and enables clustering and interpretation in the next steps.

2.3 Bimodal Deep Autoencoder

Ngiam et al. [4] proposed a bimodal Autoencoder in a Joint Representation structure. The model takes both images and audio from videos, fuses them into a shared representation layer, and reconstructs both modalities.

The autoencoder was trained to “denoise” the video: one of the modalities of the input data would be masked to zero at the input, even while both modalities were still evaluated at the output. This emphasizes the extraction of cross-modality features. The work showed that the latent layer of this autoencoder structure was an effective low-dimension representation of information from both modalities.

Our model is designed in a similar structure, but trained toward our goal of learning the shared representation of videos for further analyses. Consequently, the zero-masks in their work are not included in our experiments.

3 METHODS

We propose our new CRVAE (Convolutional-Recurrent Variational Autoencoder) model architecture as shown in Figure 3, which takes an image and a sentence as input each time, processes them in

parallel using CNN and LSTM respectively, and combines the multimodal input vectors through fully-connected layers. It generally follows the encoder-decoder structure, determined by a latent layer in the center. The final takeaway of this model is the vectors in the latent space, with lower dimensions compared to the input images and text captions.

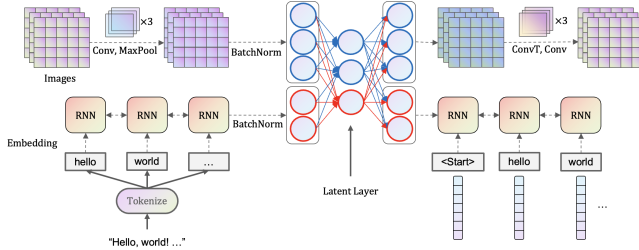


Figure 3: CRVAE Architecture: the encoder, in parallel, uses CNN layers to encode images and uses RNN layers to encode texts. These are fused into fully-connected layers with shrinking size. The decoder has a symmetric structure.

3.1 Encoder

3.1.1 Images. Similar to the dense CVAE model, we set the dimension of input images as $C \times H \times W = 200 \times 120 \times 3$, where 3 represents the RGB channels, and set a batch size of 16. The framework of Convolution and Max Pooling layers remains the same, only that the numbers of filters (channels) are set to be uniformly 32. The motivation to use fewer channels in the last convolution layer (decreased from 64 to 32) is that after flattening, we will have $32 \times 25 \times 15 = 12,000$ neurons, instead of 24,000, which significantly reduces the model size.

3.1.2 Text. The text encoder network is an RNN-based model, with the input of a sequence of embedded text in dimension 200. However, the pre-trained embedding weights (Chinese or English) are fixed, and are not optimized during gradient descent. The model is selected from either vanilla RNN or LSTM, both of which have a hidden state vectors of length 512 and 2 stacked layers of bidirectional recurrent cells. Our experiments show that the LSTM model has higher performance than vanilla RNN on all tasks.

3.1.3 Latent Layers. CRVAE uses 2 fully-connected neural layers in the middle. The outputs of the Convolution layers and LSTM layers are flattened and normalized using the Batch Normalization layer, to ensure that they are approximately on the same scale. The resulting vector, after concatenation, has the dimension of $32 \times 25 \times 15 + 2 \times 2 \times 512 = 14,048$, where the 2×2 represents 2 layers of LSTM, and both of them in 2 directions. The vector is then narrowed down to 1 layer with 4,000 neurons. The final latent layer has 2,000 neurons, 1,000 for the latent mean and 1,000 for the latent standard deviation (in log scale).

3.1.4 Resampling. The latent mean μ and latent standard deviation σ are then used to resample (using a Normal distribution) across the latent space. The resulting vector is passed to the decoder network for the reconstruction of images and text. After the training session, the latent means μ are finally produced as CRVAE output.

3.2 Decoder

The decoder network is roughly symmetric to the encoder network, as the 1000-dimension embedding is gradually rebuilt to 4000- and then 14,048-dimension. It is then spit into two parts, and trained to reconstruct the images and text separately.

3.2.1 Images. The image decoder uses Transposed 2D Convolution layers with a 3×3 kernel and a stride of 2 to “upsample” an image channel, resulting in doubled width and height. Each of these Transposed Convolution layers is followed by a Convolution layer with the same kernel size (3×3) and number of channels (32). After three of these paired Transposed Convolution and Convolution blocks, the tensor is reconstructed into the original resolution with 3 channels, representing the Red, Green, and Blue pixels of an image. We use pixel-wise Mean Squared Error (MSE) between the input image and the reconstructed images as the loss function.

3.2.2 Text. The text decoder in CRVAE is different from the traditional LSTM decoder for NLP tasks because we require the model to handle multilingual inputs. Normally, we would have mapped the neurons to a layer with the same length as the vocabulary size, and assigned a SoftMax activation corresponding to the Cross-Entropy loss. However, due to the great differences between Chinese and English, this approach does not work well. Instead, we now require the decoder to predict the text embeddings as tensors, and optimize the MSE loss between the original text and the reconstructed embedded text. To make this work, we “freeze” the text embedding layer in the encoder; text embeddings are not involved in the training session. This necessitates two further changes to the decoder architecture.

3.2.3 Teacher Forcing. We applied the Teacher Forcing algorithm to our text decoder network. At each LSTM cell, we predict the next word by the input of the *ground-truth* previous word embeddings, instead of the *predicted* previous embedding. We experienced a significant performance increase with this algorithm, mostly because our purpose is simply to learn important features and characteristics of the text, information which is encoded in the latent layer, and passed to the decoder through hidden and cell states.

3.2.4 Nearest Neighbors. Because our final reconstructions are tensors instead of words, we still need a method to “verbalize” them. We therefore search for the nearest neighbor of an embedded word in the vocabulary, and “decode” this vector as that word. Note that this nearest neighbor verbalization is not part of the training process.

3.3 CRVAE Model Configuration

By constructing our model based on the architecture in Figure 3, we can formulate two types of MSE loss: image loss and text loss. The final loss function is $L = ImageLoss + \lambda \cdot TextLoss$, where λ is a ratio hyperparameter to balance the reduction of losses during the training session. In practice, we set $\lambda = 3$.

All intermediate layers in the model are activated by ReLU (Rectified Linear Unit) function. The AdamW (Adaptive Momentum with Decoupled Weight Decay Regularization) optimizer with a learning rate of $\alpha = 10^{-4}$ is used, and for each parameter, the gradient is clipped to 0.01 to prevent gradient explosion. The model is trained

for 500 epochs on a local device, an NVIDIA GeForce RTX 3080 with 10 GB GPU Memory. A typical training session lasts for around 30 minutes, which is similar to the training time of a 300-epoch dense CVAE model.

3.4 Clustering and Cluster Interpretation

After encoding each <frame, caption> pair into a latent space of dimension 1000, we perform K -means clustering on all vectors generated from a video. To find the best K , which typically will be a small integer, we semi-automatically evaluate each trail K using a number of cluster quality metrics.

3.4.1 Metrics. The metrics used include average inter-cluster distance, average cross-cluster distance, and a cluster robustness test. Specifically, we seek an ideal K that has small inter-cluster distances (which indicate compact clusters), large cross-cluster distances (which indicate distinct clusters), and clusters that do not change significantly as new centroids are introduced. We plot and visualize these metrics against different K , in order to heuristically choose the optimal number of clusters.

3.4.2 Tags. Besides these quantifiable metrics, we also propose a more intuitive evaluation of cluster quality, in two steps, with each step using an LLM.

We first ask the BLIP-base model on HuggingFace, BLIP-IMAGE-CAPTIONING-BASE in full FLOAT32 precision, to “describe” each input image frame using its own captioning service. This takes only a short prompt (see Appendix 7.1).

We then use the simplest Llama-2 model on HuggingFace, LLAMA-2-7B-CHAT-HF, to perform generative language modeling. Because text elements for a given thematic cluster can be easily concatenated, both in syntax and semantics, we combine all of a cluster’s actual video captions into one textual grouping, and all of its BLIP descriptions into another. The required prompt is considerably longer and more sensitive to tuning (see Appendix 7.2).

4 DATASET

To evaluate our pipeline, we focused on seven news events that arouse global interest, including COVID-19, Winter Olympics 2022, China’s “visa-free” visitor policy, Copa America 2024 Soccer Tournament, Beryl Hurricane, China’s newly deployed self-driving taxis, and the crisis of cooking oil being contaminated by petroleum in oil trucks in China. For each topic, we collected one video from English sources and another video from Chinese sources. We have run experiments on COVID-19 and Winter Olympics, and are processing the others.

Raw image datasets about COVID-19 are sampled at the rate of 1 frame every 2 seconds, while those about Winter Olympics at the rate of 1 frame every 2.5 seconds, in order to balance the data sizes. We align segments of text data (taken from the audio) with each image frame automatically (for English) or semi-automatically (for Chinese).

4.1 English COVID-19 “New Variant” Video

This video¹ is published by CBS Mornings on YouTube. The main content concerns the resurgence of the Omicron variant and its

¹Video link: <https://www.youtube.com/watch?v=doP5UacBl0>

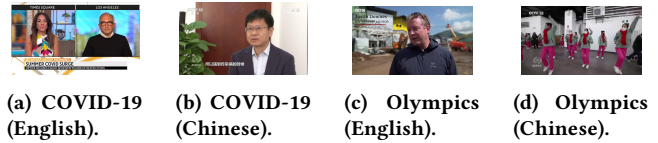


Figure 4: Sample frames extracted.

spread across the US. Dr. Agus also discusses reactions and restriction policies in large cities like New York and Los Angeles. The video length is 3 minutes and 40 seconds in total.

4.1.1 Images. This video generates 109 image frames. See Figure 4a for a manually selected but typical frame: a shot of the host interviewing a medical expert talking to the camera.

4.1.2 Text. The text data is collected from YouTube auto-generated closed captions in English, enabled by the Python package, YOUTUBE-TRANSCRIPT-API. Since the autogenerated caption does not include punctuation, we use the Basic English Tokenizer in the PyTorch TORCHTEXT package. We then use a pre-trained GloVe (“Global Vector”) Embedding with a dimension of 300 to embed every word token.

The TRANSCRIPT API segments the whole script paragraph into 96 segments of text, which gives approximately 10 to 20 words in each segment. In addition, it also provides an accurate timestamp of each segment’s beginning and end. The period between two neighboring segments are roughly two seconds, which agrees with the rate at which we sample the frames. We heuristically but automatically align frames to text segments by selecting the frame closest to a segment’s starting time.

Sample text segments are given below:

“health officials here in new york city”
“and in los angeles are sounding the...”

4.2 Chinese COVID-19 “Vaccine” Video

This video² is published by China Central Television (CCTV) on YouTube. The main content concerns an effort to encourage elderly Chinese citizens to take vaccines for COVID-19, while also reporting on the pandemic and the progress of disease control. The rather long video length is 15 minutes and 8 seconds in total.

4.2.1 Images. This video generates 378 image frames in total. See Figure 4b for a manually selected but typical frame: a shot of a Chinese official talking.

4.2.2 Text. Since YouTube does not provide transcripts for Chinese videos, we resort to YueLu Voice Club, a Chinese Automatic Speech Recognition converter.

However, some of the source video involves Chinese dialects somewhat different from Mandarin, so we manually corrected its mistakes. We also added a timestamp every 10 seconds, a period chosen in consideration of the information density of Chinese relative to English.

This process gives us 90 text segments, which need to be aligned to the 378 image frames. Since the average sample rate is 4.2 frames per segment, we heuristically but uniformly sample 5 images out

²Video link: <https://www.youtube.com/watch?v=xcWeBCOMoiU>

of a series of 21 image frames, under the assumption that for news videos, Chinese words (or characters) are also uniformly distributed.

We used the Jieba Chinese word tokenizer as well as the Chinese Word Vectors (CWV) embedding [3], which embeds Chinese words and characters into vectors of dimension 300.

However, Jieba does not necessarily remove punctuation during tokenization, so we explicitly filter out Chinese-style punctuation like “,” “.”, “!”, and “?”. Additionally, some Chinese words as defined by Jieba (approximately 6%), that are not recognized by CWV, e.g., the Chinese abbreviation of the word “coronavirus”.

Such words become “<UNK>” tokens (a vector of zeros), or are further split into single characters (e.g., the word “coronavirus” is split into “new” and “crown”). Sample text segments (translated to English) are given below:

“Should the elderly people take COVID vaccines?
Yes, elderly people must take vaccines. It can
prevent severe illness and deaths...”

4.3 English Olympic “Construction” Video

This video³ is published by British Broadcasting Corporation (BBC) News on YouTube. The main content concerns the construction and architecture of venues (e.g., winter sports centers) in Beijing for the Winter Olympics. The video is relatively shorter, with the length of 2 minutes and 52 seconds. We apply the same pre-processing steps as for English COVID-19 “New Variant” video.

4.3.1 Images. This video generates 60 image frames. See Figure 4c for a manually selected but typical frame: a Canadian host talking at a construction site.

4.3.2 Text. Sample text segments are given below:

“In the mountains around the Chinese capital,”
“thousands of workers are busy...”

4.4 Chinese Olympic “Ceremony” Video

This video⁴ is also published by China Central Television (CCTV) on YouTube. The main content concerns the opening ceremony of Winter Olympics 2022, including the arrangements of the director, the practice and rehearsal of actresses, etc. The video length is 15 minutes and 9 seconds in total.

4.4.1 Images. Likewise, the same alignment steps are applied as for Chinese COVID-19 “Vaccine” images. This video generates 91 image frames after sampling. See Figure 4d for a manually selected but typical frame: a group of Chinese actresses practicing for their dance show.

4.4.2 Text. In addition to Chinese texts, this video also involves the speech in English by Yiannis Exarchos, the CEO of Olympic Broadcasting Services (OBS). So the pre-processing step of the text combines both Chinese CWV embedding and English GloVe embedding. Such text is embedded into numerical vectors before being passed to the CRVAE model, so the model is inherently multilingual.

Sample text segments (translated to English) are given below:

“What surprises will be brought by the Feast of Snow?”

³Video link: <https://www.youtube.com/watch?v=84rPLijOLyg>

⁴Video link: <https://www.youtube.com/watch?v=plAfxGnmadv>

“People perform warm-up shows in the way they love...”

5 RESULTS

5.1 Autoencoder Model Experiments

5.1.1 Losses. We test the performance of the three CVAE variant models on the image encoding task using English and Chinese COVID-19 videos. The losses are listed in Table 1, where the MSE image losses have been properly scaled to account for differences in the image resolution within CRVAE. We find that a dense CVAE is superior to a pure CVAE. We note, however, that there is an increased training time cost. Pure CVAE is trained for 100 epochs; dense CVAE for 300 epochs; and CRVAE for 500 epochs.

Model	Loss Type	COVID-19 Data	
		EN	CN
Pure CVAE	Image	0.3645	0.1461
Dense CVAE	Image	0.1653	0.0955
CRVAE	Image	0.0408	0.0323

Table 1: CVAE and CRVAE Model Performance.

Table 2 is a comparison of performance across subvariants of our CRVAE model. We find that, in COVID-19 datasets, the CRVAE model LSTM subvariant augmented with the Teacher Forcing algorithm is superior to the best RNN subvariant, and to the LSTM subvariant without Teacher Forcing. Thus, we only apply this subvariant to the Winter Olympic datasets, and similar performances of image losses and text losses are observed on the two dataset pairs.

We note that text losses are significantly less than image losses. This is due to their difference in dimension: texts have dimension $SeqLength \times EmbedSize \approx 10 \times 300 = 3,000$, while images have dimension $H \times W \times C = 200 \times 120 \times 3 = 72,000$.

Subvariant	Loss Type	COVID-19 Data		Olympic Data	
		EN	CN	EN	CN
RNN + TF	Total	0.1064	0.1002	--	--
LSTM	Total	0.0520	0.0539	--	--
LSTM + TF	Total	0.0441	0.0340	0.0159	0.0338
LSTM + TF	Image	0.0408	0.0323	0.0129	0.0311
LSTM + TF	Text	0.0011	0.0009	0.0010	0.0009

Table 2: CRVAE Subvariants Model Performance.

5.1.2 Image Reconstructions. A sample of the reconstructed images of our model on the COVID-19 video pair are shown in Figure 5; the Olympics video pair results are similar. These images are generally clearer than those reconstructed by CVAE, which does not learn text simultaneously.

We noted a characteristic artifact in all CVAE-derived models. If the original image has a light background, then the reconstructed image will likely have numerous small bright patches of saturated colors in those areas. It appears that this is due to those pixels having a zero value in one or more of their RGB channels, although the root cause is still speculative.




Figure 5: Sample reconstructed images, COVID-19 data.

5.1.3 Text Reconstructions. A sample of the reconstructed texts of our model, for both English and Chinese (COVID-19 pair), are shown in Figure 6, after “verbalizing” the embeddings and cleaning up any padded tokens (as detailed in Section 3.2). We note that unknown tokens and filler words are often verbalized as “well” in English, because the method we use to decode embeddings into discrete words is by finding their nearest neighbors, and the embedding of “well” is close to the zero vector. The results appear mostly accurate and properly formed.

5.2 Clustering

We use K -means to find vector clusters. We manually examined the inter- and cross-cluster distances, as well as cluster size distribution. Typical K 's are set to 3, 4, or 5, as shown in the Figures of Section 5.4.

The resulting clusters appear quite reasonable when projected into the 2D plane, using t-SNE [6]. We set the perplexity parameter to 8 for the COVID-19 datasets; see Figure 7 (left) and (right) for the 3 English clusters, and the 5 Chinese, respectively. Results for the Olympics data were similar: 4 English and 4 Chinese clusters.

5.3 Cluster Interpretation

To help understand the meanings of each cluster (COVID-19 data), we take advantage of three large models.

5.3.1 BLIP-Generated Image Descriptions. Overall, the results of image descriptions generated by BLIP are satisfying. It can successfully detect persons, objects, backgrounds, etc., in a frame, and make inferences to some extent. For example, BLIP detected the “laboratory” setting in the Chinese data (“A person in a lab holding a bottle”), and inferred the occasion of a TV show in English data (“A woman in a colorful dress is on the set of the Today show”).

However, BLIP shows considerable disability in Optical Character Recognition tasks. For example, it misreads the Chinese words “Priority pass for people aged 60+” into “No to the government”, which is nowhere in the image. In English data, it misinterprets

the text of a statistical table as a repetitive sequence of the words “corona” and “covids”.

5.3.2 LLaMA-Generated Tags. We experimented with the tag generation process, 10 tags for each cluster, using Llama 2, among which 5 representative tags for each clusters are shown in Tables 3 and 4. We have manually traced back the originating medium of the output tags. Those tags marked by “*” and “†” reflect information primarily in image frames and text captions, respectively. (We did not label heavily shared common tags, such as “corona”.)

In either video, we find that most tags are meaningful, that is, they reflect actual information from images or texts. Yet there are still about 20% that contain generic, mistaken, or made-up information (hallucination). Despite these inefficiencies, we found that the cluster interpretation pipeline significantly reduced human effort in exploring the meaning of a cluster.

We verified that the results with 3 clusters are most sensible for the English COVID-19 video, as shown in Table 3, while those with 5 clusters are most sensible for the Chinese COVID-19 video, as shown in Table 4. We similarly verified the results for the Olympics videos. Overall, in keeping with the clustering results, the LLaMA model performed better on the English video than the Chinese video, most likely in part because the training corpus of Llama 2 is mainly in English.

5.3.3 PhraseBERT-Embedded Vectors. Having summarized the content in English tags, we use PHRASE-BERT [7] to measure tag similarities in the BERT 768-dimensional space. (We find that GloVe embeddings are less complex, and LLaMA-based embeddings are designed primarily for text generation tasks.)

5.4 Cross-cultural Comparisons

We visualized the relation between clusters across cultures in Figure 8 and 9. We encoded the tags using PHRASE-BERT and computed a 10×10 cosine similarity matrix for each <English, Chinese> cluster pair. The cluster pair similarity is measured by the average

Chinese:

老年人要接种新冠疫苗吗？老年人一定要打疫苗。他防重症和防死亡，能够达到90%左右的保护。有基础性疾病的人，其实更应该接种这个疫苗。应接尽接，筑牢免疫屏障。婆婆，你们都打了疫苗了吗？打了，我们都打了。打上我家里安全，省着你担心传染，对大家和个人都有好处，用事实说话。焦点访谈。你好，观众朋友，欢迎您收看今天的焦点访谈。随着新型变异毒株奥密克戎的出现，全球新冠肺炎疫情的有些老人行动不便，子女不在身边，或者是由于天气原因不方便出门。社区工作人员便一对一的和有接种医院的老人 老年人要接种新冠疫苗吗？老年人一定要打疫苗。他防重症和防死亡，能够达到90%防的水平上再提高一步。疫情防控是为了我们大家，也需要我们大家的理解和配合。感谢您收看今天的焦点访谈。南非新增新冠确诊病例超过11000例。发现首例新冠病毒奥密克戎变异毒株感染。新冠变异病毒奥密克戎毒株已经 在全球至少38例。目前新冠疫情仍在全球肆虐，情况不容乐观。尤其近日新变异毒株奥密克戎来势汹汹。截至12月3号，奥密克戎毒株以波及全球38个国家和地区，这给我国的疫情防控工作带来巨大压力。自十月以来，身体有什么影响。据了解，在老年人群中，患有高血压，糖尿病等慢性基础性疾病是较为常见的。在这样的情况下，疫苗接种工作尤为重要。截至12月2号，31个省，自治区，直辖市和新疆生产建设兵团累计报告接种新冠疫苗二亿53279.9万。完成全程接种的人数超过11亿人。而在尚未进行疫苗接种的群体当中，有相当一部分是老年人。我们60岁以上的老年人达到了2.64亿。那么到目前为止的话，我们大概还有接近20%的老年人，也就是说，有5000万左右的老年人没有接种新冠疫苗。

English:

health officials here in new york city and in los angeles are sounding the alarm about a resurgence of the coronavirus rising transmission rates in los angeles could force a return to an indoor mask mandate new york city ' s health department is urging people to wear masks in public indoor and indoor settings and around large outdoor gatherings this comes as cases and hospitalizations are on the rise nationwide here to discuss this latest wave is cbs news medical contributor dr david agus he ' s in los angeles david good morning so it ' s called ba5 it ' s the latest sub-variant that everyone seems

Figure 6: Sample reconstructed text for Chinese and English, COVID-19 data.

Impacts and strategies	Talking head	Scientific analytics
New COVID-19 variant identified [†]	Medical Contributor [†]	covid-19 on the rise [†]
Indoor mask mandate possible [†]	Repeated Illnesses [†]	green and white circle with words*
Living with the virus [†]	Women*	group of people sitting at a table*
Health officials sound the alarm [†]	Dress*	percentage of coronavirus in the US*
Ba.2.75: the latest COVID-19 wave	Ba5 Variant	corona corona seen in graphic

Table 3: Sample tags of English COVID video (3 Clusters).

Talking head	Global response	Treatment	Professional comments	Elderly vaccine
Health concerns [†]	Global Response [†]	Risk [†]	Virus [†]	Older Adults [†]
Global pandemic [†]	Infection Control [†]	Immunity [†]	Immune System [†]	Government [†]
Hospital scene*	Patient*	Vaccine [†]	Elderly [†]	Social Responsibility [†]
TV host*	Medical Staff*	Protection [†]	Medical Professional*	Medical Examinations*
Dental care	Quarantine	COVID-19	Pandemic	Influenza

Table 4: Sample tags of Chinese COVID video (5 clusters).

Tags labeled “*” and “[†]” are from image frames and text captions, respectively.

Topic	English video focus	Chinese video focus
China visa-free policy	Convenience; EU government responses	Tourists bring business opportunities to China
Beryl Hurricane	Impact to the Hurricane season ahead	Other extreme weathers in the U.S.
Copa America 2024	Delayed kick-off due to chaos	Argentina football fans; Messi’s performance
China self-driving robotaxi	Comparison to Tesla’s Robotaxi	Tech issues; impact to taxi drivers’ employment
China contaminated cooking oil	Chinese media’s reactions to the scandal	Who should take the responsibility

Table 5: Expected differences in cluster outcomes between cultures of five additional topics, based on human inspection.

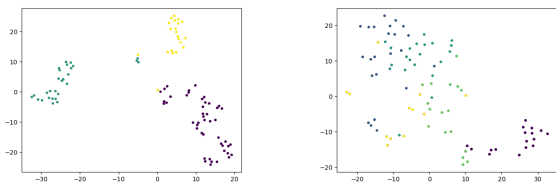


Figure 7: COVID-19 data t-SNE clusters (left: English).

of top 10 cosine similarities within the cluster pair. Further, the clusters are sorted in descending similarity order. For convenience of further discussion, we have manually named each cluster by a summarizing phrase.

For the COVID data in Figure 8, we ignore the requisite "Talking head" clusters. We note that the English cluster "Impacts and strategies" is an overall summary of current pandemic status and vaccine research progress, which shares many similarities with the Chinese clusters "Global response", "Treatment", and "Professional

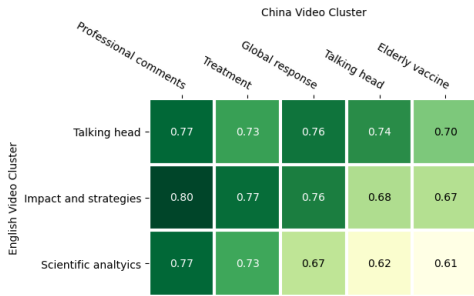


Figure 8: Similarities of COVID-19 cluster pairings.

comments”. Those three Chinese clusters, in turn, have high similarity with almost all English clusters; in particular, the Chinese cluster “Professional comments” is especially related to English cluster “Scientific analytics”, with statistics and data visualizations.

Yet, Chinese cluster “Elderly vaccine” is quite distant from all the English clusters. This identifies the Chinese-specific characteristics of the video: the emphasis on older people and on the social responsibility of taking vaccines.

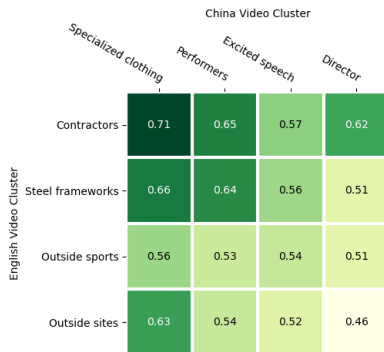


Figure 9: Similarities of Olympics cluster pairings.

In the Olympic data in Figure 9, we observe high similarities between the English “Contractors” and “Steel frameworks” clusters and the Chinese “Specialized clothing” and “Performers” clusters. These two pairs of clusters depict China’s preparation for the Winter Olympics from different aspects. The English video emphasizes the “hardware” side, i.e., the construction of venues, with two typical scenes being contract workers on the construction site, and the buildings that are in progress. The Chinese video emphasizes the “software” side, i.e., actors and actresses practicing for the spectacle of the opening ceremony, with people in specialized costumes being interviewed.

In contrast, the other two English and Chinese clusters are rather distant, especially the English “Outside sites” cluster and Chinese “Director” cluster, which occurs indoors.

6 DISCUSSION AND FUTURE WORK

We have fully implemented our system, with two videos each (Chinese and English) on two very different topics, COVID-19 and

Winter Olympics. As discussed in Section 4, we are applying our pipeline to five additional topics; see Table 5 for details. Additionally, we will be extending some topics to include additional videos.

In this work, we constructed a full pipeline for integrating and processing video data through different modalities: images, audio, and text. Our Convolutional-Recurrent Variational Autoencoder architecture, CRVAE, combined the strengths of CVAE and LSTM models, while maintaining the encoder-decoder structure of both, and demonstrating correctness and superiority.

We adapted pre-trained Large Vision-Language Models and Large Language Models (Llama 2, BLIP, and PhraseBERT) to add explainability to the clustering process, with neither ground-truth nor supervision, through the generation of high-quality, human-interpretable tags for the resulting video clusters.

Additionally, we showed how these tools not only compactly captured the thematic content of the video pairs, but also provided an intuitive visualization of the primary differences between the pairings. Although we illustrated our system with two specific news occurrences as covered by two specific viewpoints, we believe the methods are easily extensible for summarizing and contrasting most other events and cultural styles.

More technically, our work suggests future research areas, such as replacing our LSTM model by a Transformer model, or augmenting other models with a similar two-network architecture (e.g., CGAN, Convolutional Generative Adversarial Network) with LSTMs or Transformers.

REFERENCES

- [1] Yaxiang Fan, Gongjian Wen, Deren Li, Shaohua Qiu, Martin D. Levine, and Fei Xiao. 2020. Video anomaly detection and localization via Gaussian Mixture Fully Convolutional Variational Autoencoder. *Computer Vision and Image Understanding* 195 (2020), 102920. <https://doi.org/10.1016/j.cviu.2020.102920>
- [2] Wenzhong Guo, Jianwen Wang, and Shiping Wang. 2019. Deep multimodal representation learning: A survey. *Ieee Access* 7 (2019), 63373–63394.
- [3] Shen Li, Zhe Zhao, Renfen Hu, Wensi Li, Tao Liu, and Xiaoyong Du. 2018. Analogical Reasoning on Chinese Morphological and Semantic Relations. arXiv:1805.06504 [cs.CL]
- [4] Jiquan Ngiam, Aditya Khosla, Mingyu Kim, Juhan Nam, Honglak Lee, and Andrew Y. Ng. 2011. Multimodal deep learning. In *Proceedings of the 28th International Conference on International Conference on Machine Learning* (Bellevue, Washington, USA) (ICML '11). Omnipress, Madison, WI, USA, 689–696.
- [5] Yunchen Pu, Zhe Gan, Ricardo Henao, Xin Yuan, Chunyuan Li, Andrew Stevens, and Lawrence Carin. 2016. Variational Autoencoder for Deep Learning of Images, Labels and Captions. In *Advances in Neural Information Processing Systems*, D. Lee, M. Sugiyama, U. Luxburg, I. Guyon, and R. Garnett (Eds.), Vol. 29. Curran Associates, Inc., New York. https://proceedings.neurips.cc/paper_files/paper/2016/file/eb86d510361fc23b59f18c1bc9802cc6-Paper.pdf
- [6] Laurens van der Maaten and Geoffrey Hinton. 2008. Visualizing Data using t-SNE. *Journal of Machine Learning Research* 9, 86 (2008), 2579–2605. <http://jmlr.org/papers/v9/vandermaaten08a.html>
- [7] Shufan Wang, Laure Thompson, and Mohit Iyyer. 2021. Phrase-BERT: Improved Phrase Embeddings from BERT with an Application to Corpus Exploration. In *Proceedings of the 2021 Conference on Empirical Methods in Natural Language Processing*. Association for Computational Linguistics, Association for Computational Linguistics, Online and Punta Cana, Dominican Republic, 10837–10851.
- [8] Junhai Zhai, Sufang Zhang, Junfen Chen, and Qiang He. 2018. Autoencoder and Its Various Variants. In *2018 IEEE International Conference on Systems, Man, and Cybernetics (SMC)*. IEEE, New York, 415–419. <https://doi.org/10.1109/SMC.2018.00080>

7 APPENDIX

7.1 BLIP Caption Prompt

We experimented with both unconditional and conditional (i.e., prompted) BLIP captioning. The prompt for conditional BLIP captioning is given below:

A news photo of ... {BLIP will generate description}

7.2 LLaMA Prompt

```
<s> [INST] <<SYS>>
```

Please generate 10 short tags for a series of frames sampled from a YouTube news video based on the images and captions provided. Please avoid generic words that describe the whole video, but emphasize the unique characteristics of these frames. You may need to implicitly infer the meanings of the objects in the image description according to the video context.

```
<</SYS>>
```

```
Text caption: {inputs in English or Chinese...}
```

```
Image description: {BLIP inputs in English...}
```

```
[/INST] </s>
```

The purpose of the second sentence is to avoid common keywords that appear in all clusters (e.g., “coronavirus” or “Olympics”). The purpose of the last sentence is to emphasize the contextual understanding between image frames and text captions. As an example, a BLIP description can be “a man in a mask and protection suit”, and we want LLaMA to infer that this man is likely a medical staff officer performing examinations for COVID-19.

The sampling process during LLaMA text generation is controlled by several hyperparameters, including temperature, t . We experimented with different values of $t \in [0, 1]$. With small t , LLaMA tends to respond in a conservative way, predicting text that most likely to follow, while with large t , it tends to be creative. In practice, we set a large value of $t = 0.9$ for a diversified generation.