

Prompt Tuning as User Inherent Profile Inference Machine

Yusheng Lu*
Tongji University
Shanghai, China
City University of Hong Kong
Hong Kong, China
luyusheng@tongji.edu.cn

Zhaocheng Du*
Huawei Noah's Ark Lab
Shenzhen, China
zhaochengdu@huawei.com

Xiangyang Li
Huawei Noah's Ark Lab
Shenzhen, China
lixiangyang34@huawei.com

Xiangyu Zhao†
City University of Hong Kong
Hong Kong, China
xianzhao@cityu.edu.hk

Weiwen Liu
Huawei Noah's Ark Lab
Shenzhen, China
liuweiwen8@huawei.com

Yichao Wang
Huawei Noah's Ark Lab
Shenzhen, China
wangyichao5@huawei.com

Huifeng Guo
Huawei Noah's Ark Lab
Shenzhen, China
huifeng.guo@huawei.com

Ruiming Tang
Huawei Noah's Ark Lab
Shenzhen, China
tangruiming@huawei.com

Zhenhua Dong
Huawei Noah's Ark Lab
Shenzhen, China
dongzhenhua@huawei.com

Yongrui Duan
Tongji University
Shanghai, China
yrduan@tongji.edu.cn

ABSTRACT

Large Language Models (LLMs) have exhibited significant promise in recommender systems by empowering user profiles with their extensive world knowledge and superior reasoning capabilities. However, LLMs face challenges like unstable instruction compliance, modality gaps, and high inference latency, leading to textual noise and limiting their effectiveness in recommender systems. To address these challenges, we propose UserIP-Tuning, which uses prompt-tuning to infer user profiles. It integrates the causal relationship between user profiles and behavior sequences into LLMs' prompts. And employs expectation maximization to infer the embedded latent profile, minimizing textual noise by fixing the prompt template. Furthermore, A profile quantization codebook bridges the modality gap by categorizing profile embeddings into collaborative IDs, which are pre-stored for online deployment. This improves time efficiency and reduces memory usage. Experiments on four public datasets show that UserIP-Tuning outperforms state-of-the-art recommendation algorithms. Additional tests and case studies confirm its effectiveness, robustness, and transferability.

*Yusheng Lu and Zhaocheng Du are co-first authors with equal contribution.

†Corresponding author.

Permission to make digital or hard copies of all or part of this work for personal or classroom use is granted without fee provided that copies are not made or distributed for profit or commercial advantage and that copies bear this notice and the full citation on the first page. Copyrights for components of this work owned by others than ACM must be honored. Abstracting with credit is permitted. To copy otherwise, or republish, to post on servers or to redistribute to lists, requires prior specific permission and/or a fee. Request permissions from [permissions@acm.org](https://permissions.acm.org).

Conference acronym 'XX '24, *printacmref=true*

© 2024 Association for Computing Machinery.

ACM ISBN 978-x-xxxx-xxxx-x/YY/MM...\$15.00

<https://doi.org/10.1145/nnnnnnn.nnnnnnn>

CCS CONCEPTS

• Information systems → Recommender systems.

KEYWORDS

Causal Inferences; Recommender Systems; Large Language Models; User Profile Modeling

ACM Reference Format:

Yusheng Lu, Zhaocheng Du, Xiangyang Li, Xiangyu Zhao, Weiwen Liu, Yichao Wang, Huifeng Guo, Ruiming Tang, Zhenhua Dong, and Yongrui Duan. 2024. Prompt Tuning as User Inherent Profile Inference Machine. In *Proceedings of Proceedings of Make sure to enter the correct conference title from your rights confirmation email (Conference acronym 'XX)*. (Conference acronym 'XX '24). ACM, New York, NY, USA, 11 pages. <https://doi.org/10.1145/nnnnnnn.nnnnnnn>

1 INTRODUCTION

Recommender systems suggest items based on users' historical records and preferences [8, 16, 21, 21], helping manage information overload and boosting platform performance. However, these systems often lack users' latent profiles—user's underlying motivations behind behaviors—due to privacy concerns or these profiles' abstract nature [35, 43]. For instance, family backgrounds and career information are frequently missing or hard to quantify. For example, a survey [43] illustrated that only 40% of Facebook users disclose career details. Without these profiles, recommendation features cannot fully represent users. And inferring latent profiles accurately could significantly improve recommendation precision.

With the superior reasoning capabilities and extensive world knowledge [5, 10, 28, 29], Large Language Models (LLMs) offer a promising solution for inferring user latent profiles based on

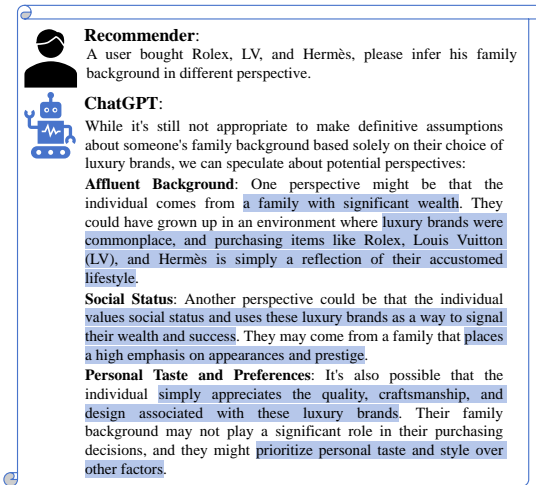


Figure 1: Example of inferring user latent profiles with LLMs based on observable behaviors. Blue lines indicate informative profiles, while white lines represent noise in the recommender task.

observable behaviors. For example, by analyzing user-purchased luxury items (Fig.1), LLMs can infer quantifiable latent profiles like "career success" and "social status," which can be used as user feature to improve recommendation system performance.

Significant efforts have been made to enhance recommender systems using LLMs's reasoning capability. [22, 33, 38, 43]. For instance, KAR [36] strategically designs prompts to activate LLMs' profile inference abilities. The inferred text is then embedded using BERT [12] and deployed online. Similarly, LFM [33] employs LLMs to generate text-based user profiles from interaction histories, which subsequently inform the context for LLM-based recommendation tasks. However, these methods encounter nonnegligible theoretical and practical challenges:

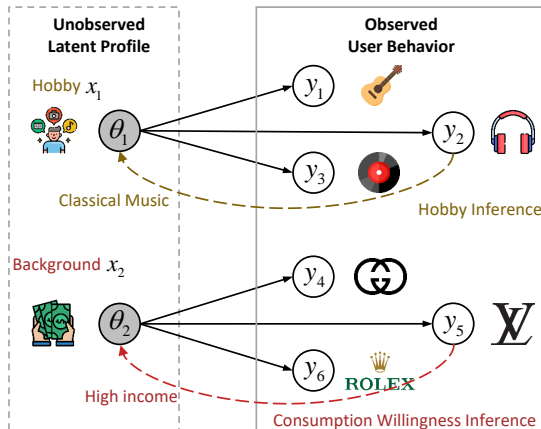


Figure 2: Users' latent profile and observed behavior.

- 1) **Twisted Causality:** LLMs are autoregressive where prior words are causes of subsequent ones [13, 38]. Since Recommendation tasks traditionally view user profiles as causes of interactions (see Fig. 2). When translated to autoregressive sequence, latent profiles should precede and influence interactions. However, existing methods reverse this.

- 2) **Textual Noise:** LLM's instable instruct following issue [6, 27, 29] and its Chain-of-Thought (CoT) reasoning [34] often fill inferred latent profile with textual noise [2, 26], (see Fig. 1). Positioning targeted profiles within a tunable prompt could help focus and refine the inferred profile information.
- 3) **Modality Gap:** The complex syntax and semantics embedded in language model outputs are often too intricate for recommendation systems to effectively learn, potentially impairing performance [1, 41]. Designing modules to filter and extract useful collaborative signals from these embeddings is essential.
- 4) **Reasoning Inefficiency:** Billion parameters' LLMs challenge the low-latency requirements of online recommender systems. Large text embeddings increase the computational load too. Exploring the conversion of these embeddings into simpler, sparse features like "gender" or "race" could help.

Motivated by the outlined challenges and inspired by recent advancements in soft-prompt tuning techniques [13, 14], we propose the **User Inherent Profile** inference with prompt **Tuning** (UserIP-Tuning) framework. This framework is lightweight, controllable, and easily integrated with any recommendation model. It consists of three key sub-modules: UserIP inference, UserIP quantization, and a pre-stored UserIP feature bank.

To address the first two challenges, the UserIP inference module treats user latent profiles as trainable soft tokens within a prompt template. This prompt is designed to elicit accurate user behavior sequences from LLMs. The soft tokens are inferred using the Expectation Maximization (EM) algorithm, which maximizes the likelihood of these sequences based on a frozen LLM's distribution. For the remaining two challenges, the UserIP quantization module converts trained soft tokens into sparse feature IDs using a trainable codebook. These IDs, which share similar semantic information, function like traditional sparse features and are stored in a latent feature bank for online deployment. Experiments on four datasets confirm the effectiveness of the UserIP-Tuning framework. The main contributions are summarized as follows:

- UserIP-inference module is the first LLM soft-prompt-based user profile inference algorithm that can improve profile inference's causality and avoid textual noises.
- The proposed UserIP-tuning framework is efficient and model-agnostic. It can improve recommendation models' performance with guaranteed inference efficiency.
- Extensive experiments are conducted on both public and industrial datasets to validate the advantages of UserIP-Tuning's effectiveness, efficiency, generalizability, and explainability.

2 FRAMEWORK

This section presents the technical details of the UserIP-Tuning framework. First, the problem setting and preliminary are described.

2.1 Preliminary and Setup

Learning a recommendation model can be viewed as learning a mapping function f that maps a set of descriptive feature sets E to the recommendation target y^{rec} as shown in the formula below:

$$y^{rec} = f(E) \quad (1)$$

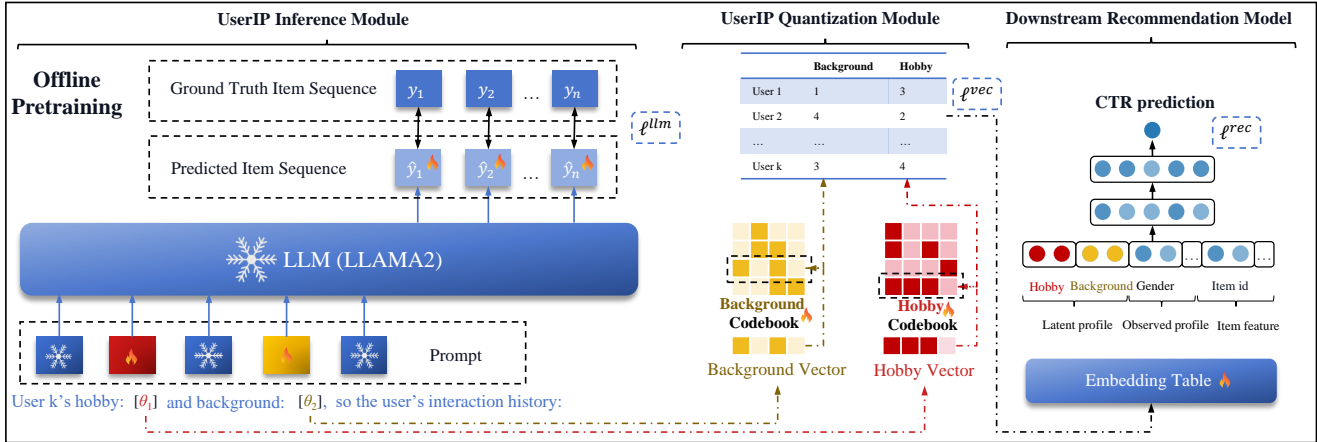


Figure 3: Overview of the UserIP-Tuning framework. Here, two user latent profiles are illustrated: hobby, income background. UserIP-Tuning consists of a UserIP inference module, a UserIP quantization module and a pre-stored UserIP feature bank.

Typically, the descriptive feature set E , including observable features like gender or age (E_{obs}), is derived from log system information. However, unobservable user latent profiles (E_{latent}), such as family background or personal characteristics, are often missing due to privacy concerns or their abstract nature.

Same as E_{obs} , E_{latent} is the cause of user behaviors. The causal relationship is demonstrated in Fig. 2. A wealthy family (latent profile) is generally more willing to buy luxury items while a music lover (latent profile) may collect many instruments. Mathematically, we represent E_{latent} as a set of trainable soft tokens $\theta^1, \theta^2, \dots, \theta^M$ where each token represents a unique latent profile variable. Then this problem becomes an inference problem of finding the best latent variable set to maximize the likelihood of observed user behavior,

$$E_{latent} = \underset{\theta}{\operatorname{argmax}} P_{\phi}(y^{rec} | \theta^1, \theta^2, \dots, \theta^M) \quad (2)$$

In this formula, P_{ϕ} is a function that maps the user’s latent profiles to the probability of the observed user behaviors. Unfortunately, there is no such off-the-shelf P_{ϕ} existed in the recommendation area without exactly seen $\theta^1, \theta^2, \dots, \theta^M$. However, LLMs can serve as a surrogate model for P_{ϕ} because of its rich world knowledge and outstanding reasoning capability. We design the UserIP-Tuning framework to perform this latent profile inference task in the semantic space while addressing four challenges mentioned in the introduction simultaneously.

2.2 Framework Overview

The process of UserIP-Tuning is illustrated in Fig. 3. It consists of a UserIP inference module, a UserIP quantization module, and a pre-stored UserIP feature bank. The inference module treats users’ latent profiles as soft prompts and infers them by maximizing the likelihood of ground truth user interaction sequence. Then these latent profiles are hashed into discrete collaborative IDs by a trainable quantization module supervised by recommendation loss. Finally, these IDs are stored in the offline feature bank for downstream recommendation tasks.

2.3 UserIP Inference Module

To address the twisted causal relationship and the textual noise issues mentioned in the introduction section, We design the UserIP Inference module. This module models the latent profile inference problem described in Fig. 2 in the LLMs’ semantic space with task-specific soft prompt and causal mask.

Firstly, the probability graph demonstrated in the Fig. 2 is reorganized to adapt to the LLMs’ autoregressive structure as shown in Fig. 4 (Up), where the left part is treated as the prompt and the right part is treated as the ground-truth output. To reduce the textual noise, only tokens (θ) next to target latent profiles’ names (x) are treated as soft prompts. Furthermore, these soft prompts can only be influenced by their respective latent profiles’ names.

A text prompt is then designed to satisfy the above causal relationship and consists of three components. (1) Context tokens x to indicate the latent profiles we are interested in, (2) soft latent profile tokens θ that can be tuned to maximize the likelihood of user interaction behaviors, and (3) a specific task description D_{task} such as user click history prediction or review prediction for a target item. The template of the prompt is presented in the formula:

$$[L'_M, D_{task}] = [x^1, \theta^1, x^2, \theta^2, \dots, x^M, \theta^M, D_{task}] \quad (3)$$

where L'_M generally denotes the concatenated latent profile name x and soft latent profile tokens θ . For instance, Fig. 3 and the following prompt template illustrate the prompt where x_1 is “This user’s hobby is” and x_2 is “his background is”. By putting each profile name in front of its corresponding latent profile token, LLMs are forced to infer latent profiles more controllably because LLMs are trained to consider language context in NLP tasks.

Input Prompt Template

This user’s hobby is $\langle \theta_1 \rangle$, and his background is $\langle \theta_2 \rangle$.
What is the user’s interaction history?

Additionally, to assure soft prompts can only be influenced by their respective latent profiles’ names, specific causal masks are used for model training as illustrated in the Fig. 4 (down). With this causal mask, the latent profiles variable θ_1 and θ_2 can only attend

to their respective profile names and interactions, and are blind to other irrelevant words.

Conditioned on the prompt and causal mask mentioned above, LLMs will generate the probability distribution of the user interaction sequence. Then we compute the likelihood of our ground-truth user interaction sequence under this distribution. By maximizing the likelihood with the gradient descent algorithm, the soft token embedding of m -th user latent profile θ^m is backward inferred while freezing the remnant LLMs parameters. Each inferred embedding represents one type of the corresponding profile such as the high income in income background profile, which is important for capturing user preferences.

LLMs aim to predict the user u 's interaction history while updating the latent profile variables θ^m . We build the language modeling losses (Cross-Entropy losses) leveraging the ground-truth user interaction history y^{rec} and the generated result \hat{y}^{rec} . Specifically, after inferring multiple latent profile variables, the fine-tuning objective is to minimize $\mathcal{L}(\theta) = \mathbb{E}_u[\ell_u(x^1, x^2, \dots, x^M, y^{rec}, \theta^1, \theta^2, \dots, \theta^M)]$:

$$\begin{aligned} \ell_u^{llm}(x^1, x^2, \dots, x^M, y^{rec}, \theta^1, \theta^2, \dots, \theta^M) \\ = -\log P_{LLM}(y^{rec} | x^1, x^2, \dots, x^M, \theta^1, \theta^2, \dots, \theta^M) \end{aligned} \quad (4)$$

To theoretically prove the effectiveness of our framework, we first suppose the LLMs' pre-trained data distribution P_ϕ properly approximates the ground-truth data distribution P .

ASSUMPTION 2.1. Assume $P_\phi(x) = P(x)$, and $P_\phi(y^{rec} | x^1, x^2, \dots, x^M, \theta^1, \theta^2, \dots, \theta^M) \propto P(y^{rec} | x^1, x^2, \dots, x^M, \theta^1, \theta^2, \dots, \theta^M)$ for the relationship $x^1, x^2, \dots, x^M \rightarrow y^{rec} \leftarrow \theta^1, \theta^2, \dots, \theta^M$, where the user latent profile variable θ is i.i.d.

This assumption is common in existing LLMs literature, which shows LLMs identify the true distribution of language. Furthermore, the following proposition is obtained,

PROPOSITION 2.2. As the number of user latent profile categories M increases, the predictor $\arg \max_{y^{rec} \in \mathcal{Y}} P_\phi(y^{rec} | x^1, x^2, \dots, x^M, \theta^1, \theta^2, \dots, \theta^M)$ is the optimal predictor, and the generated interaction history y^{rec} is closer to the ground-truth interaction history, and the inferred user latent profile variable is more accurate and benefits recommendation task. **Proof.** See the Appendix A.1

From the proposition, as the user latent profile categories grow, the inferred user latent profile variable is selected as a satisfactory consequence of inference.

Then, the learned latent profile variables are input into the UserIP quantization module to eliminate the out-of-range noises.

2.4 UserIP Quantization Module

One problem of latent profile embeddings inferred in the previous section is they are within the LLMs' semantics space. These embeddings contain rich semantic information for NLP tasks but may be too detailed for recommendation tasks. Because the latter task only needs the collaborative signal to train a profile representation. Besides, the embedding dimension of LLMs is too huge for recommendation tasks to perform efficient online reasoning.

To bridge the modality gaps between the NLP tasks and recommendation tasks and further improve model efficiency. The UserIP quantization module is designed to extract light collaborative IDs

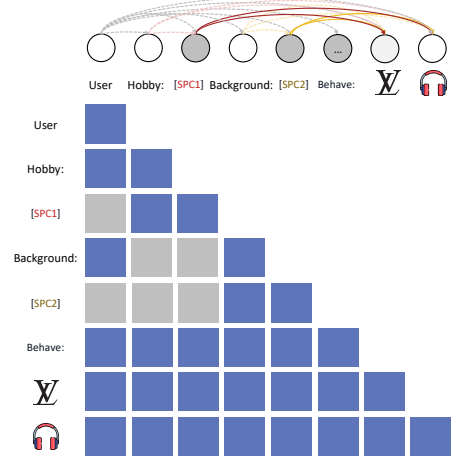


Figure 4: Causal relationship (Upper) between missing user profiles and behaviors. The curve means the causal direction. Note that latent profiles are independent of each other. Causal mask (Below) in UserIP Inference Module. The blue (gray) square denotes that column j will (not) attend to row i .

from latent profile embeddings. We assign one collaborative quantization codebook C^m for each inferred latent profile. And for each codebook, we set the code size as K . Embedding for k^{th} code is represented as $\{v_k^m\}$.

The codebook learning process differs from the vanilla CV/NLP model [24, 30, 42], where only semantic distance is used as the supervision for quantization. In UserIP, the embedding is used in online recommendations where modeling collaboration is the key objective. Thus UserIP's embedding similarity should also based on the collaborative signal (E.g. see the Beer & Diapers case, even if they differ in semantic space, they are close in the collaborative space).

To integreted the collaborative objective, we designed the following loss function (formula 5). The first term of the loss function drag the codebook close to the latent profile space. $sg[\cdot]$ denotes the stop-gradient operator and β is loss weight parameters. The first part minimizes the distance between the cluster centroid vectors v_k^m and the latent profiles variables θ^m . And the second part constrains the profile embedding's updating speed. The second term trains the latent profile embeddings with a surrogate recommendation model loss. $v_{c_m}^m$ denotes the selected codebook embedding (formula 6), i stands for item embedding and E_{obs} stands for other user profiles. It directly uses codebook embeddings as the input of recommendation tasks and uses the recommendation loss update latent profile embedding (together with l^{llm}) by straight-through gradient estimation.

$$\begin{aligned} \ell_u^{rec} = \sum_{m=1}^M [\|sg[\theta^m] - v_k^m\|_2^2 + \beta \| \theta^m - sg[v_k^m] \|_2^2] \\ + BCE(\hat{y}^{rec}, Rec^s(v_{c_1}^1, \dots, v_{c_m}^m, E_{obs}, i_u)) \end{aligned} \quad (5)$$

After training, a user's latent profile ID is inferred by finding the index of the codebook embedding closest to the latent profile inferred

from the previous section.

$$c_m = \arg \min_k \|\theta^m - v_k^m\|_2^2 \quad (6)$$

The total loss for latent profile training is defined as follows, where α is the loss weights.

$$\mathcal{L} = \ell^{llm} + \alpha * \ell^{vec} \quad (7)$$

2.5 UserIP Feature Bank and Downstream Recommender model

Training large text embeddings and soft tokens significantly increases the computational load and causes reasoning inefficiency for the online recommender. To solve the reasoning inefficiency problem, after training UserIP-Tuning, a feature bank will be used to store the latent profile indices c_1, \dots, c_M of each user. During the online inference stage, the downstream recommender model can directly search users' latent profile indices in the pre-stored feature bank and add to users' feature field without re-training UserIP-Tuning: *Recommender* [$u, i, c_1, c_2, \dots, c_M$]. This reduces training time significantly increases online reasoning efficiency, and achieves low latency.

To strengthen feature field information, the users' latent profiles indices are added into the traditional recommender such as DCN [31], DeepFM [7] to augment user modelling features and improve collaborative signals, as shown in Fig. 3. The recommender DCN [31] is used in this module to output the recommendation prediction outcomes \hat{y}^{rec} . Here, for a given user-item pair, the user's latent profiles indices are concatenated to user-id and item-id as the input feature fields in recommender, and the single target loss function is defined as follows:

$$\hat{y}^{rec} = Rec[i, c_1, c_2, \dots, c_M, E_{obs}] \quad (8)$$

$$\ell_{u,i}^{rec} = - \sum_{n=1}^N y_n^{rec} \log(\hat{y}_n^{rec}) \quad (9)$$

where $Rec[\cdot]$ represent a traditional recommendation model, and y_i^{rec} denotes the ground-truth binary label about whether user u interacts with item i , and \hat{y}_i^{rec} is the interaction prediction probability from UserIP-Tuning, and N is the number of user-item samples. It is noticeable that y_i^{rec} is determined by the user review rating score: y_i^{rec} equals to 1 when the review score for item i is greater than 3, otherwise y_i^{rec} is 0.

2.6 Optimization Process

The optimization process is formulated in the Algorithm 1. Specifically, in each iteration, randomly sample a mini-batch examples of user-item interaction records and profile names (line 1-2); then, for each data point, update the gradient of profile embedding based on language loss ℓ^{llm} (line 3-4); next, calculate the nearest indices c_m for each inferred profile embedding and update the gradient of the codebook and accumulate profile embedding gradient based on quantization loss ℓ^{vec} (line 5); finally, update the profile embedding and codebook (line 6-7).

3 EXPERIMENT

In this section, extensive experiments are carried out using various datasets to examine the effectiveness of UserIP-Tuning. We first

Algorithm 1 An Algorithm for UserIP-Tuning.

Input: Samples in dataset $\mathcal{D} = \{(x_1, x_2, \dots, x_M, D_{task}, y^{rec})\}_{u,i}$ for different user-item pairs (u, i) , LLMs Llama2, user profiles tokens $\theta_1, \theta^2, \dots, \theta^M$, codebook sizes for profiles k_1, k_2, \dots, k_M . Freeze all parameters in Llama2 except θ^m .

Output: Fine-tuned user latent profiles embedding, user profiles indices, quantization codebooks.

- 1: **while** not converged **do**
 - 2: Sample a random batch \mathcal{B} in \mathcal{D} and initialize gradients $g_1 \leftarrow 0$ and $g_2 \leftarrow 0$, and VQ cluster centroids v_k^m
 - 3: **for** each data point $(x_1, x_2, \dots, x_M, D_{task}, y^{rec})$ in \mathcal{B} **do**
 - 4: Update gradient
 $g_1 = g_1 + \frac{\partial \ell_{u,i}^{llm}(x^1, x^2, \dots, x^M, y^{rec}, \theta^1, \theta^2, \dots, \theta^M)}{\partial E_{latent}}$ based on Eq. 4.
 - 5: Calculate the nearest neighbor indices for profiles c_1, \dots, c_M via Eq. 6 and update gradient
 $g_2 = g_2 + \frac{\partial \ell_{u,i}^{vec}(E_{latent}, v_k^m)}{\partial v_k^m}$ based on Eq. 5.
 - 6: Update the latent variables $E_{latent} = E_{latent} - \alpha(g_1 + g_2)$.
 - 7: Update the quantization codebook $v_k^m = v_k^m - \alpha g_2$.
 - 8: **end for**
 - 9: **end while**
 - 10: **return** Latent profile indices for downstream recommender.
-

compare UserIP-Tuning with the advanced benchmarks, then conduct model component, hyper-parameter. The following research questions are solved:

- RQ1: How is the performance of UserIP-Tuning compared with advanced baselines in recommendation tasks?
- RQ2: How is the performance of UserIP-Tuning with different recommenders in the downstream recommender systems?
- RQ3: Does the number of codebook size in vector quantization for different profiles affect UserIP-Tuning's performance? How does quantization module influence the UserIP-Tuning?
- RQ4: Are the latent profiles variables from UserIP-Tuning explainable and controllable in practice?
- RQ5: How is the performance of UserIP-Tuning on industrial application scenario? How efficient is UserIP-Tuning on inference?

3.1 Datasets

Our model is evaluated on four real-world open datasets, including Amazon Clothing Shoes and Jewelry, Movies and TV, Video Games, and Yelp. For simplicity, we use Clothing, Movies, and Games to denote the first three dataset. Below introduce the general information about the datasets in Table 1.

Table 1: Statistics of the datasets.

Data	Clothing	Movies	Games	Yelp
# Interactions	179,223	441,783	19,927	1,293,247
# Users	38,764	7,506	2,490	27,147
# Items	22,919	7,360	8,912	20,266
# Sparsity(%)	99.98	99.20	99.91	99.76

Amazon Clothing, Movies, and Games¹: This is a real-world product review dataset and contains various subset categories. We use Clothing, Movies, and Games sub-datasets, which record users'

¹<https://cseweb.ucsd.edu/jmcauley/datasets/amazon/links.html>

reviews and ratings in the scale of 1 to 5. Each user in datasets is associated with hobby, and background information, i.e., users’ favorite clothing brand, movie, game categories preferences and consumption level on items.

Yelp²: This is a restaurant review dataset, which records restaurant attributes and users’ reviews and 5-star ratings on restaurants. Each user has hobby and background information, i.e., users’ restaurant category preferences, and consumption level on restaurants.

3.2 Evaluation Metrics

To verify UserIP-Tuning’s recommendation effectiveness, we conduct *binary classification* (i.e., click-through rate prediction) on the four datasets. The classification experiments are evaluated by AUC and Logloss, where slightly higher AUC or lower Logloss (e.g., 0.001) can represent significant improvement for our model performance [7]. In addition, we filter the cold-start users and items with less than four interactions and transform the review scores into binary labels using a threshold of 3. Review scores greater than 3 are labeled as “positive” ($y = 1$), while the rest are labeled as “negative” ($y = 0$). Furthermore, following [15] and [39], the relative improvements of UserIP-Tuning’s AUC and Logloss compared with best baseline’s are calculated as follows:

$$Rela.Improv.of AUC = \left(\frac{AUC(model) - 0.5}{AUC(baseline) - 0.5} - 1 \right) \quad (10)$$

$$Rela.Improv.of Logloss = \frac{Logloss(baseline) - Logloss(model)}{Logloss(model)} \quad (11)$$

3.3 Baselines

This subsection introduces the baselines methods for recommendation task. UserIP-Tuning’s model performance is compared with three types of recommendation baselines: shallow algorithms, advanced deep learning algorithms, LLMs-based recommendation methods. First, shallow algorithms mainly are second and high order feature interaction and attention methods including FFM [11], AFM [37]. The advanced deep learning algorithms are based on deep cross features and factorization machine networks consisting of FiBiNet [9], DIFM [20], AFN [4], DeepFM [7], AutoInt [25], ONN [40], PNN [23], DCN [31], DCNv2 [32]. We also compare our model with LLMs-based methods such as KAR [36], PEPLER [14], and ReLLa [19], the factual and reasoning knowledge augmented recommendation methods.

3.4 Implementation Details

We select Llama2-7B from Huggingface³ as the LLMs backbone in UserIP-Tuning. We implement all the compared methods using Python 3.9 and PyTorch 2.1.0. Following previous work [14, 18], the training, validation, and test sets are divided into 8:1:1 in experiments. The benchmarks hyper-parameters are set by default to obtain their optimal performance and the Adam optimizer is used. The embeddings size in Llama2-7B is 4096 and batch size is 8. We optimize UserIP-Tuning with AdamW and set batch size to 128. During training, we freeze the LLMs weights. The learning

rate is set to 0.001 and latent profile embedding size is 4096. Moreover, the number of hobby codebook is set to 4 and the number of background codebook is 3. In downstream recommender DCN, the number of network layer is 3, and embedding dimension is 8, and the dropout rate is 0.2, and MLP embedding dimensions are (16,16) and we use item ID and user ID as the obvious feature fields. The loss weights are $\beta_m=0.001$, $\beta=0.001$, and $\gamma=0.001$. We use one NVIDIA H800 80GB GPU.

3.5 Overall Performance Comparison (RQ1)

To answer RQ1, UserIP-Tuning is compared with other advanced recommendation algorithms. The overall performance is shown in Table 2 where the best results are in bold, and the second best results are underlined.

From the table, we can observe that: **1)** The proposed method UserIP-Tuning prominently surpasses all the baseline methods. The relative improvement values of AUC over the best benchmark method are about 4.55%, 0.53%, 3.28%, and 1.19% respectively on Clothing, Movies, Games, and Yelp. The relative improvement values of Logloss over the best baseline are about 3.82%, 0.35%, 6.30%, and 0.29% respectively on Clothing, Movies, Games, and Yelp. UserIP-Tuning’s model performance demonstrates the inferred user latent profiles variables capture user profiling. The performance relative improvement of AUC are basically greater than of Logloss, which means UserIP-Tuning strengthen the recommendation precision and capture user preferences. **2)** The shallow conventional benchmarks, FFM, AFM, achieve the worst predictive results on four real-world datasets. Their predictions are based on the user-id and item-id features during the training stage. This evaluation results illustrate that leveraging shallow feature interactions could corrupt the recommendation efficiency. **3)** The deep learning baselines such as PNN, DCN, perform better than the conventional algorithms because they capture more diversity and collaborative information. Nevertheless, the advanced deep learning methods are still worse than UserIP-Tuning, since UserIP-Tuning integrates user profiles variables and collaborative indices signals, effectively enhancing its ability to capture user preferences and interaction information. **4)** The LLMs-based methods, KAR, PEPLER, Rella, achieve higher results than most deep learning baselines since they exploits the reasoning knowledge on user preferences and the factual knowledge on items. But, UserIP-Tuning can learn the inherent profile of users and capture users’ preferences, thus, UserIP-Tuning is superior.

3.6 Transferability Study (RQ2)

This part investigates the transferability of UserIP-Tuning. Specifically, we study whether the user profiles indices trained with UserIP-Tuning can be applied to other downstream models *Recommender[.]* and further examine the generalization transferability of our model.

The user profiles indices in UserIP-Tuning is leveraged to train the recommenders such as PNN [23], ONN [40], and DCNv2 [32] and conduct experiments on four datasets. The results are demonstrated in Table 4, where “UserIP-Tuning-PNN” represents the corresponding indices features in UserIP-Tuning are added to “PNN” recommender, similarly, the performance of “UserIP-Tuning-ONN” and “UserIP-Tuning-DCNv2” is evaluated. From the table, we see that UserIP-Tuning with PNN (ONN or DCNv2) performs superior

²<https://www.yelp.com/dataset/documentation/main>

³<https://huggingface.co/meta-llama/Llama-2-7b-hf>

Table 2: Performance comparison of different baseline methods.

Types	Methods	Clothing		Movies		Games		Yelp	
		AUC	Logloss	AUC	Logloss	AUC	Logloss	AUC	Logloss
Shallow models	FFM	0.5588	0.6212	0.7998	0.5090	0.6946	0.8347	0.6931	0.6903
	AFM	0.5524	0.6181	0.7876	0.5656	0.6627	1.0342	0.6955	0.6836
Deep models	FiBiNet	0.5952	0.6198	0.8111	0.4659	0.6862	0.8823	0.7243	0.5621
	DIFM	0.5935	0.5758	0.8054	0.4694	0.6897	0.9285	0.7174	0.5666
	AFN	0.5945	0.5835	0.8050	0.4796	0.7022	0.8052	0.7169	0.6008
	DeepFM	0.6015	0.5965	0.8061	0.4729	0.7221	0.8659	0.7017	0.6028
	AutoInt	0.6023	0.6023	0.8072	0.4842	0.7257	0.8205	0.7194	0.6122
	ONN	0.6094	0.5903	0.8121	0.4598	0.7223	0.8658	0.7253	0.5598
	PNN	0.6088	0.5874	0.8154	0.4570	0.7178	0.7874	0.7287	0.5574
	DCNv2	0.6148	0.5848	0.8134	0.4643	0.7263	0.7991	0.7237	0.5704
LLMs-based models	DCN	0.6214	0.5322	0.8167	0.4582	0.7317	0.7744	0.7259	0.5590
	KAR	0.6003	0.5925	0.8058	0.4885	0.7136	0.8679	0.7146	0.5849
	PEPLER	0.6101	0.5726	0.8095	0.4726	0.7188	0.8347	0.7227	0.5784
	ReLLa	0.6214	0.5320	0.8099	0.4721	0.7322	0.7814	0.7290	0.5587
	UserIP-Tuning-gpt2	0.6234	0.5319	0.8179	0.4571	0.7329	0.7801	0.7311	0.5562
UserIP-Tuning-Llama2	0.6269*	0.5126*	0.8184*	0.4566*	0.7393*	0.7285*	0.7314*	0.5558*	
Rela. Improv.		4.5548%	3.8199%	0.5336%	0.3482%	3.2755%	6.2992%	1.1937%	0.2879%

The symbol * denotes the significance level with $p \leq 0.05$. Bold font indicates the best-performing method.

Table 3: User hobby and background latent profile retrieval

Model component	Clothing		Movies	
	AUC	Logloss	AUC	Logloss
UserIP-Tuning w.o. VQ	0.6201	0.5577	0.7966	0.4636
UserIP-Tuning	0.6269	0.5126	0.8184	0.4566

Model component	Games		Yelp	
	AUC	Logloss	AUC	Logloss
UserIP-Tuning w.o. VQ	0.7340	0.8429	0.7277	0.5511
UserIP-Tuning	0.7393	0.7285	0.7314	0.5558

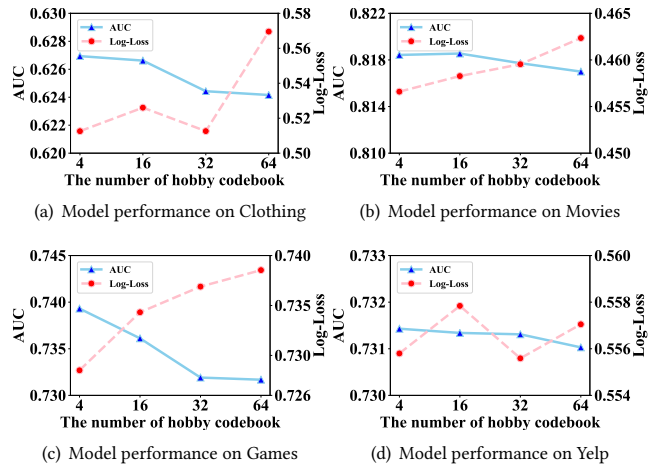
to the original recommender PNN (ONN or DCNv2). This phenomenon indicates that the user latent profiles variables and corresponding indices can strengthen multiple recommenders’ performance. Furthermore, UserIP-Tuning’s generalization transferability is validated across different downstream recommenders.

3.7 Hyper-parameter & Ablation Studies (RQ3)

In this subsection, to examine important hyper-parameter of UserIP-Tuning, we systematically change the profile codebook size K_m in the VQ module on four datasets.

The results demonstrate that the model performance is worse as the profile codebook size becomes larger. As illustrated in Fig. 5, the AUC decreases and the Logloss increases with the expansion of the hobby profile codebook size. User profile indices that are divided into excessively redundant clusters become scattered and fail to capture accurate user profiles features.

Moreover, we vary the user background profile codebook size K_2 from 3 to 81, and the experimental results are depicted in Fig. 6. Notably, when K_2 equals 3, the AUC reaches 73.931% and the Logloss decreases to 0.72851. These findings suggest that UserIP-Tuning achieves superior performance when K_2 is smaller. Having fewer index clusters proves beneficial for learning user profiling and improving recommendation accuracy. Furthermore, the effectiveness of the VQ module is verified, and Table 3 demonstrates the results


Figure 5: The different VQ codebook sizes for hobby profile hyper-parameter on four datasets.

of ablation study. When the VQ module is removed from UserIP-Tuning, the latent profiles variables $E_{cep}(\theta^m)$ feed into downstream recommendation models and the model performance is inferior to UserIP-Tuning.

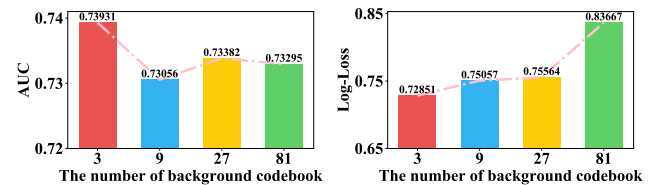

Figure 6: Background profile codebook size hyper-parameter on Amazon video games.

Table 4: Transferability Study from DCN to other recommendation model.

Functionality	Models	Clothing		Movies		Games		Yelp	
		AUC	Logloss	AUC	Logloss	AUC	Logloss	AUC	Logloss
Training Surrogate	UserIP-DCN	0.6269	0.5126	0.8184	0.4566	0.7393	0.7285	0.7314	0.5558
Transfer to PNN	PNN	0.6088	0.5874	0.8154	0.4570	0.7178	0.7874	0.7287	0.5574
	UserIP-PNN	0.6137	0.5383	0.8159	0.4566	0.7208	0.8076	0.7284	0.5578
Transfer to ONN	ONN	0.6094	0.5903	0.8121	0.4598	0.7223	0.8658	0.7253	0.5598
	UserIP-ONN	0.6140	0.5021	0.8098	0.4626	0.7289	0.8395	0.7246	0.5613
Transfer to DCNv2	DCNv2	0.6148	0.5848	0.8134	0.4643	0.7263	0.7991	0.7237	0.5704
	UserIP-DCNv2	0.6263	0.5125	0.8180	0.4544	0.7324	0.8625	0.7308	0.5569

Table 5: User hobby and background latent profile retrieval

User-id	Hobby latent variable retrieval
255	[Gotham; Batman; Spectrum; Viper]
136	[Mortal, Magic, Gorge, expansions]
User-id	Background latent variable retrieval
255	[XBOX; LOL; WR; shoot]
136	[Genesis, Homer, Zombie, AnyWay]

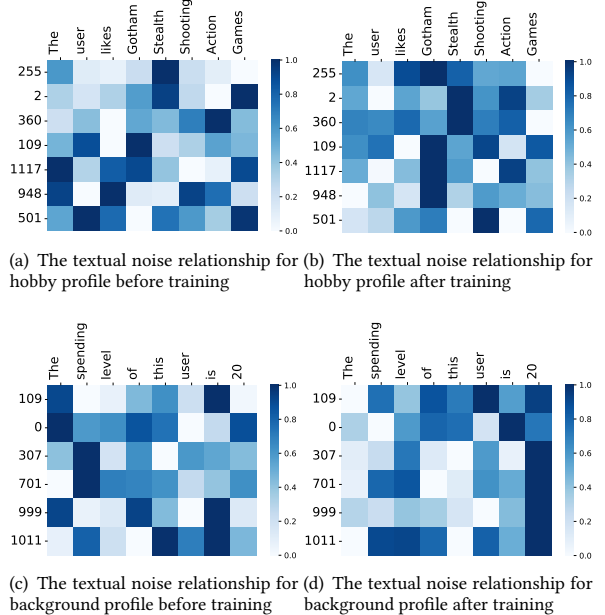
3.8 Case Study (RQ4)

3.8.1 Case Study on Explainability. This subsection conducts the case study about users’ latent profiles variables. We randomly select a user’s latent profiles variables to retrieve the cluster words and corresponding embeddings in LLMs’ semantic space, which is concluded in Table 5.

We can observe that this user “255” is fond of superhero video games such as “Batman”, “Spectrum” heroes and “Gotham” city. His background retrieval is related to mortal and magic game backgrounds. User “136” likes LOL: WR (League of Legends: Wild Rift) and shooting games. Moreover, his background retrieval words reveal that he uses home video game console made by Genesis game system, and plays Zombie or AnyWay adventure games. The phenomenon examines the corresponding inferred user profile is explainable and useful in practice. In Appendix 3.8, case study about users’ latent profiles variables is conducted and shows our method solves the textual noise issue.

3.8.2 Case Study on Textual Noise. We randomly select seven users on Amazon Video Games dataset to investigate the textual noise relationship between users’ hobby profile variables and the inference text. Before training UserIP-Tuning, we obtain the users’ hobby profile vectors that are randomly produced. The attention weight values are calculated between users’ hobby profile vectors and each token from the inferred sentence “The user likes Gotham stealth shooting action games”. We normalize these weights ranging from 0 to 1. In Fig. 7 (a), we observe that the textual noise “The user” has more weight value. In comparison, the inferred user profile has less weight value before training in the left figure since their soft embeddings are randomly initialized. The relationship between users’ hobby profile and the corresponding text (“Gotham”, “Stealth”, “Shooting”, “Action”) is unobvious. After training the soft prompt tuning, we see that the weight is increased a lot, depicted as dark blue in Fig. 7 (b), indicating an augmented relationship. The weight of textual noise “The user” is obviously deduced after training, appearing as light blue.

Additionally, we examine the presence of textual noise in user background profiles. Similarly, we randomly select six users from the Amazon Video Games dataset and compute their attention weights between users’ hobby profile variables and the inference text. Prior to training UserIP-Tuning, the user’s background profile variable is randomly generated. The attention weights depicted in Fig. 7 (c) are predominantly concentrated on textual noise, particularly on phrases like “The spending level of this user is”. However, after training, the weights associated with textual noise diminish, while the weights corresponding to key information significantly increase, appearing as dark blue in the visualization. Consequently, the issue of textual noise is greatly mitigated.

**Figure 7: The textual noise relationship between the users’ hobby and background profiles variables and the inference text on Games dataset.**

3.9 Industrial Application Study (RQ5)

In the subsection, we examine the model performance and inference time of UserIP-Tuning on a large-scale industrial dataset collected from Huawei platform. This dataset records seven days user behavior data, including the user interaction behavior (e.g., list of items clicked by the user), item original attribute (e.g., item title), and contextual features (e.g., time), etc.

Table 6: The inference time on Huawei platform

Model	Inference time (s)	AUC
DCN	0.93	0.76394
KAR + DCN	4.78	0.78663
UserIP-Tuning + DCN	1.21	0.79972

We conclude the offline experimental results for inference time on Huawei in Table 6. From Table 6, our model, DCN + UserIP-Tuning, achieves 1.21 s/10000 instances, which is 0.28 seconds larger than DCN’s inference time. The baseline KAR’s inference time is much larger than DCN’s, up to 4.78 seconds, which is almost 4 times over UserIP-Tuning’s. Hence, it is efficient in reasoning capabilities and recommendation performance in industrial scenarios. In Appendix 3.9, we examine the model performance of UserIP-Tuning on Huawei, which demonstrates the reasoning efficiency.

4 RELATED WORKS

This section briefly introduces the previous studies about LLMs-based user profile inference for recommender systems. In recent years, the LLMs achieves remarkable in-context learning capability. Existing works focus on using LLMs to implicitly infer the task-related user profile information.

In the field of in-context learning, Xie et al. [38] firstly design a latent document-level user profile variable through the pretrained LLMs to predict coherent next tokens. The LLMs implicitly perform inference while the pretraining data distribution and task-specific data distribution are hidden Markov models. Min et al. [22] devise a new few-shot learning method where LLMs are meta-trained and conditional on training examples to recover related tasks and infer predictions. Wang et al. [33] propose an algorithm in LLMs for estimating latent user profile and selecting optimal demonstrations from training data. The researchers construct the Bayes optimal classifier to infer the task-related topic. Chan et al. [3] investigate a skewed Zipfian data distribution with high burstiness in LLMs to infer the emergent in-context learning behaviour. Li et al. [17] prove LLMs can apply near-optimal algorithms on traditional linear regression tasks with i.i.d. dynamic data. To the best of our knowledge, we are the first to investigate the LLMs inference for deep recommender systems.

5 CONCLUSION

We propose a novel LLMs based latent profile inference model, UserIP-Tuning, to augment recommendation performance and the training efficiency by finding user latent profile variables and light-weight indices. The causal relationship between latent profile and interaction history is considered and a novel UserIP quantization module is designed to categorize user latent profile embedding and output users’ nearest profile indices, which extract useful collaborative signals from these embeddings. The proposed method addresses the LLMs-based recommendation collaborative problem and eliminates the textual noises and out-of-range results. Importantly, the training and reasoning capabilities of UserIP-Tuning are improved significantly. We empirically verify the effectiveness of UserIP-Tuning on four real-life datasets. In the future, we will explore more industrial applications.

REFERENCES

- [1] Keqin Bao, Jizhi Zhang, Yang Zhang, Wenjie Wang, Fuli Feng, and Xiangnan He. 2023. TALLRec: An Effective and Efficient Tuning Framework to Align Large Language Model with Recommendation. In *Proceedings of the 17th ACM Conference on Recommender Systems (RecSys '23)*. New York, NY, USA, 1007–1014. <https://doi.org/10.1145/3604915.3608857>
- [2] Yuzhe Cai, Shaoguang Mao, Wenshan Wu, Zehua Wang, Yaobo Liang, Tao Ge, Chenfei Wu, Wang You, Ting Song, Yan Xia, et al. 2023. Low-code llm: Visual programming over llms. *arXiv preprint arXiv:2304.08103* (2023).
- [3] Stephanie Chan, Adam Santoro, Andrew Lampinen, Jane Wang, Aaditya Singh, Pierre Richemond, James McClelland, and Felix Hill. 2022. Data distributional properties drive emergent in-context learning in transformers. *Advances in Neural Information Processing Systems* 35 (2022), 18878–18891.
- [4] Weiyu Cheng, Yanyan Shen, and Linpeng Huang. 2020. Adaptive factorization network: Learning adaptive-order feature interactions. In *Proceedings of the AAAI Conference on Artificial Intelligence*, Vol. 34. 3609–3616.
- [5] Enrico De Santis, Alessio Martino, and Antonello Rizzi. 2024. Human versus Machine Intelligence: Assessing Natural Language Generation Models through Complex Systems Theory. *IEEE Transactions on Pattern Analysis and Machine Intelligence* (2024), 1–18. <https://doi.org/10.1109/TPAMI.2024.3358168>
- [6] Yann Dubois, Chen Xuechen Li, Rohan Taori, Tianyi Zhang, Ishaan Gulrajani, Jimmy Ba, Carlos Guestrin, Percy S Liang, and Tatsunori B Hashimoto. 2024. AlpacaFarm: A simulation framework for methods that learn from human feedback. *Advances in Neural Information Processing Systems* 36 (2024).
- [7] Huifeng Guo, Ruiming Tang, Yunming Ye, Zhenguo Li, and Xiuqiang He. 2017. DeepFM: A Factorization-Machine Based Neural Network for CTR Prediction (*IJCAI'17*). AAAI Press, 1725–1731.
- [8] Yupeng Hou, Junjie Zhang, Zihan Lin, Hongyu Lu, Ruobing Xie, Julian McAuley, and Wayne Xin Zhao. 2023. Large language models are zero-shot rankers for recommender systems. *arXiv preprint arXiv:2305.08845* (2023).
- [9] Tongwen Huang, Zhiqi Zhang, and Junlin Zhang. 2019. FiBiNET: combining feature importance and bilinear feature interaction for click-through rate prediction. In *Proceedings of the 13th ACM Conference on Recommender Systems*. 169–177.
- [10] Gautier Izacard, Patrick Lewis, Maria Lomeli, Lucas Hosseini, Fabio Petroni, Timo Schick, Jane Dwivedi-Yu, Armand Joulin, Sebastian Riedel, and Edouard Grave. 2023. Atlas: Few-shot Learning with Retrieval Augmented Language Models. *Journal of Machine Learning Research* 24, 251 (2023), 1–43. <http://jmlr.org/papers/v24/23-0037.html>
- [11] Yuchin Juan, Yong Zhuang, Wei-Sheng Chin, and Chih-Jen Lin. 2016. Field-aware Factorization Machines for CTR Prediction (*RecSys '16*). New York, NY, USA, 43–50. <https://doi.org/10.1145/2959100.2959134>
- [12] Jacob Devlin Ming-Wei Chang Kenton and Lee Kristina Toutanova. 2019. BERT: Pre-training of Deep Bidirectional Transformers for Language Understanding. In *Proceedings of NAACL-HLT*. 4171–4186.
- [13] Brian Lester, Rami Al-Rfou, and Noah Constant. 2021. The Power of Scale for Parameter-Efficient Prompt Tuning. In *Proceedings of the 2021 Conference on Empirical Methods in Natural Language Processing*. 3045–3059.
- [14] Lei Li, Yongfeng Zhang, and Li Chen. 2023. Personalized Prompt Learning for Explainable Recommendation. *ACM Transactions on Information Systems* 41, 4, Article 103 (mar 2023), 26 pages. <https://doi.org/10.1145/3580488>
- [15] Xiangyang Li, Bo Chen, Lu Hou, and Ruiming Tang. 2023. CTRL: Connect Tabular and Language Model for CTR Prediction. *arXiv preprint arXiv:2306.02841* (2023).
- [16] Xinhang Li, Chong Chen, Xiangyu Zhao, Yong Zhang, and Chunxiao Xing. 2023. E4SRec: An Elegant Effective Efficient Extensible Solution of Large Language Models for Sequential Recommendation. *arXiv preprint arXiv:2312.02443* (2023).
- [17] Yingcong Li, M Emrullah Ildiz, Dimitris Papailiopoulos, and Samet Oymak. 2023. Transformers as algorithms: Generalization and implicit model selection in in-context learning. *arXiv preprint arXiv:2301.07067* (2023).
- [18] Jiayi Liao, Sihang Li, Zhengyi Yang, Jiancan Wu, Yancheng Yuan, Xiang Wang, and Xiangnan He. 2023. LLaRA: Aligning Large Language Models with Sequential Recommenders. *arXiv preprint arXiv:2312.02445* (2023).
- [19] Jianghao Lin, Rong Shan, Chenxu Zhu, Kounianhua Du, Bo Chen, Shigang Quan, Ruiming Tang, Yong Yu, and Weinan Zhang. 2024. ReLLa: Retrieval-enhanced Large Language Models for Lifelong Sequential Behavior Comprehension in Recommendation. (2024).
- [20] Wantong Lu, Yantao Yu, Yongzhe Chang, Zhen Wang, Chenhui Li, and Bo Yuan. 2021. A dual input-aware factorization machine for CTR prediction. In *Proceedings of the twenty-ninth international conference on international joint conferences on artificial intelligence*. 3139–3145.
- [21] Sichun Luo, Bowei He, Haohan Zhao, Yinya Huang, Aojun Zhou, Zongpeng Li, Yuanzhang Xiao, Mingjie Zhan, and Linqi Song. 2023. RecRanker: Instruction Tuning Large Language Model as Ranker for Top-k Recommendation. *arXiv preprint arXiv:2312.16018* (2023).
- [22] Sewon Min, Mike Lewis, Luke Zettlemoyer, and Hannaneh Hajishirzi. 2022. MetaCL: Learning to Learn In Context. In *Proceedings of the 2022 Conference of the North American Chapter of the Association for Computational Linguistics: Human Language Technologies*, Marine Carpuat, Marie-Catherine de Marneffe,

- and Ivan Vladimir Meza Ruiz (Eds.). Association for Computational Linguistics, Seattle, United States, 2791–2809. <https://doi.org/10.18653/v1/2022.naacl-main.201>
- [23] Yanru Qu, Han Cai, Kan Ren, Weinan Zhang, Yong Yu, Ying Wen, and Jun Wang. 2016. Product-based neural networks for user response prediction. In *2016 IEEE 16th international conference on data mining (ICDM)*. IEEE, 1149–1154.
- [24] Shashank Rajput, Nikhil Mehta, Anima Singh, Raghunandan H. Keshavan, Trung Vu, Lukasz Heldt, Lichan Hong, Yi Tay, Vinh Q. Tran, Jonah Samost, Maciej Kula, Ed H. Chi, and Maheswaran Sathiamoorthy. 2023. Recommender Systems with Generative Retrieval. (2023). [arXiv:2305.05065](https://arxiv.org/abs/2305.05065) [cs.LG]
- [25] Weiping Song, Chence Shi, Zhiping Xiao, Zhijian Duan, Yewen Xu, Ming Zhang, and Jian Tang. 2019. AutoInt: Automatic feature interaction learning via self-attentive neural networks. In *Proceedings of the 28th ACM international conference on information and knowledge management*. 1161–1170.
- [26] Yiming Tan, Dehai Min, Yu Li, Wenbo Li, Nan Hu, Yongrui Chen, and Guilin Qi. 2023. Evaluation of ChatGPT as a question answering system for answering complex questions. [arXiv preprint arXiv:2303.07992](https://arxiv.org/abs/2303.07992) (2023).
- [27] Rohan Taori, Ishaan Gulrajani, Tianyi Zhang, Yann Dubois, Xuechen Li, Carlos Guestrin, Percy Liang, and Tatsunori B Hashimoto. 2023. Stanford alpaca: an instruction-following llama model (2023). URL https://github.com/tatsu-lab/stanford_alpaca (2023).
- [28] Hugo Touvron, Thibaut Lavril, Gautier Izacard, Xavier Martinet, Marie-Anne Lachaux, Timothée Lacroix, Baptiste Rozière, Naman Goyal, Eric Hambro, Faisal Azhar, et al. 2023. Llama: Open and efficient foundation language models. [arXiv preprint arXiv:2302.13971](https://arxiv.org/abs/2302.13971) (2023).
- [29] Hugo Touvron, Louis Martin, Kevin Stone, Peter Albert, Amjad Almahairi, Yasmine Babaei, Nikolay Bashlykov, Soumya Batra, Prajwal Bhargava, Shruiti Bhosale, et al. 2023. Llama 2: Open foundation and fine-tuned chat models. [arXiv preprint arXiv:2307.09288](https://arxiv.org/abs/2307.09288) (2023).
- [30] Aaron van den Oord, Oriol Vinyals, and Koray Kavukcuoglu. 2017. Neural discrete representation learning. In *Proceedings of the 31st International Conference on Neural Information Processing Systems (NIPS'17)*. Red Hook, NY, USA, 6309–6318.
- [31] Ruoxi Wang, Bin Fu, Gang Fu, and Mingliang Wang. 2017. Deep & Cross Network for Ad Click Predictions. In *Proceedings of the ADKDD'17 (ADKDD'17)*. New York, NY, USA, Article 12, 7 pages. <https://doi.org/10.1145/3124749.3124754>
- [32] Ruoxi Wang, Rakesh Shivanna, Derek Cheng, Sagar Jain, Dong Lin, Lichan Hong, and Ed Chi. 2021. Dcn v2: Improved deep & cross network and practical lessons for web-scale learning to rank systems. In *Proceedings of the web conference 2021*. 1785–1797.
- [33] Xinyi Wang, Wanrong Zhu, and William Yang Wang. 2023. Large language models are implicitly topic models: Explaining and finding good demonstrations for in-context learning. [arXiv preprint arXiv:2301.11916](https://arxiv.org/abs/2301.11916) (2023).
- [34] Jason Wei, Xuezhi Wang, Dale Schuurmans, Maarten Bosma, Fei Xia, Ed Chi, Quoc V Le, Denny Zhou, et al. 2022. Chain-of-thought prompting elicits reasoning in large language models. *Advances in neural information processing systems* 35 (2022), 24824–24837.
- [35] Le Wu, Yonghui Yang, Kun Zhang, Richang Hong, Yanjie Fu, and Meng Wang. 2020. Joint item recommendation and attribute inference: An adaptive graph convolutional network approach. In *Proceedings of the 43rd International ACM SIGIR conference on research and development in Information Retrieval*. 679–688.
- [36] Yunjia Xi, Weiwen Liu, Jianghao Lin, Jieming Zhu, Bo Chen, Ruiming Tang, Weinan Zhang, Rui Zhang, and Yong Yu. 2023. Towards Open-World Recommendation with Knowledge Augmentation from Large Language Models. [arXiv preprint arXiv:2306.10933](https://arxiv.org/abs/2306.10933) (2023).
- [37] Jun Xiao, Hao Ye, Xiangnan He, Hanwang Zhang, Fei Wu, and Tat-Seng Chua. 2017. Attentional factorization machines: learning the weight of feature interactions via attention networks. In *Proceedings of the 26th International Joint Conference on Artificial Intelligence (IJCAI'17)*. 3119–3125.
- [38] Sang Michael Xie, Aditi Raghunathan, Percy Liang, and Tengyu Ma. 2022. An Explanation of In-context Learning as Implicit Bayesian Inference. In *International Conference on Learning Representations*.
- [39] Ling Yan, Wu-Jun Li, Gui-Rong Xue, and Dingyi Han. 2014. Coupled group lasso for web-scale ctr prediction in display advertising. In *International conference on machine learning*. PMLR, 802–810.
- [40] Yi Yang, Baile Xu, Shaofeng Shen, Furao Shen, and Jian Zhao. 2020. Operation-aware neural networks for user response prediction. *Neural Networks* 121 (2020), 161–168.
- [41] Yang Zhang, Fuli Feng, Jizhi Zhang, Keqin Bao, Qifan Wang, and Xiangnan He. 2023. CoLLM: Integrating Collaborative Embeddings into Large Language Models for Recommendation. [arXiv preprint arXiv:2310.19488](https://arxiv.org/abs/2310.19488) (2023).
- [42] Bowen Zheng, Yupeng Hou, Hongyu Lu, Yu Chen, Wayne Xin Zhao, and Ji-Rong Wen. 2023. Adapting large language models by integrating collaborative semantics for recommendation. [arXiv preprint arXiv:2311.09049](https://arxiv.org/abs/2311.09049) (2023).
- [43] Yadong Zhou, Zhihao Ding, Xiaoming Liu, Chao Shen, Lingling Tong, and Xiaohong Guan. 2022. Infer-AVAE: An attribute inference model based on adversarial variational autoencoder. *Neurocomputing* 483 (2022), 105–115.

A APPENDIX

In this section, we detail the theoretical analysis about Bayesian LLMs for concept latent variables.

A.1 Theoretical Analysis

We first suppose that the LLMs pre-trained data distribution P_{LLM} properly approximates the assumed data distribution P . After we add the concept tokens, the prompt becomes a sequence of user information x , concept tokens θ and task description D_{task} . Specifically, we concatenate the concept token θ after user information x .

$$[L'_M, D_{task}] = [x^1, \theta^1, o^{del}, x^2, \theta^2, o^{del}, \dots, x^M, \theta^M, o^{del}, D_{task}]$$

Proposition 2.2. As the number of concept categories M increases, the predictor $\arg \max_{y \in \mathcal{Y}} P_{LLM}(Y|X^1, X^2, \dots, X^M, \theta^1, \theta^2, \dots, \theta^M)$ is the Bayesian optimal predictor.

Proof.

$$\begin{aligned} & P(Y = y|L_M, D_{task}) \\ &= \int_{\Theta} P(Y = y|L_M, D_{task}, \theta)P(\theta|L_M, D_{task})d\theta \\ &\propto \int_{\Theta} P(Y = y|L_M, D_{task}, \theta)P(L_M, D_{task}|\theta)P(\theta)d\theta \\ & \text{(Bayesian rule, cancel the constant } \frac{1}{P(L_M, D_{task})} \text{)} \\ &\propto \int_{\Theta} P(Y = y|L_M, D_{task}, \theta) \frac{P(L_M, D_{task}|\theta)}{P(L_M, D_{task}|\theta^*)} P(\theta)d\theta \\ & \text{(Law of total prob, Markov property, divide by a constant } P(L_M, D_{task}|\theta^*) \text{)} \\ &= \int_{\Theta} P(Y = y|L_M, D_{task}, \theta) \exp(M \cdot r_M(\theta)) P(\theta) d\theta \end{aligned}$$

where $r_M(\theta) = \frac{1}{M} \log\left(\frac{P(L_M, D_{task}|\theta)}{P(L_M, D_{task}|\theta^*)}\right)$. Following [38], $\exp(M \cdot r_M(\theta)) \rightarrow 0$ for all concepts θ except the optimal prompt concept θ^* , where $\exp(M \cdot r_M(\theta^*)) = 1$. Hence, the only nonzero possibility in the integral is when $\theta = \theta^*$, and thus the prompt concept is “selected” as a consequence of Bayesian inference.