

Testing the Isotropic Cauchy Hypothesis

Jihad Fahs, *Member, IEEE*, Ibrahim Abou-Faycal *Member, IEEE*, and Ibrahim Issa *Member, IEEE*

Department of Electrical and Computer Engineering

American University of Beirut, Beirut, Lebanon

Emails: {Jihad.Fahs, Ibrahim.Abou-Faycal, Ibrahim.Issa}@aub.edu.lb

Abstract

Isotropic α -stable distributions are central in the theory of heavy-tailed distributions and play a role similar to that of the Gaussian density among finite second-moment laws. Given a sequence of n observations, we are interested in characterizing the performance of Likelihood Ratio Tests where two hypotheses are plausible for the observed quantities: either isotropic Cauchy or isotropic Gaussian. Under various setups, we show that the probability of error of such detectors is not always exponentially decaying with n with the leading term in the exponent shown to be logarithmic instead and we determine the constants in that leading term. Perhaps surprisingly, the optimal Bayesian probabilities of error are found to exhibit different asymptotic behaviors.

Index Terms

Heavy-Tailed, alpha-stable, Cauchy, Hypothesis Testing, Correlated.

I. INTRODUCTION

DETECTING the underlying sampling distribution of an empirical set of n -observations is a challenging and fundamental question in decision theory. It falls under the family of hypothesis testing problems whenever deciding on a possibility among a given number of choices. In the binary scenario (p vs. q), it is well known that Likelihood Ratio Tests (LRT) detectors are optimal for multiple setups. Under a Neyman-Pearson criterion or under a Bayesian risk formulation, the performance of such detectors is expected to be exponentially decaying with n , with the exponent being a Kullback-Leibler (KL) distance between pertinent laws. This is the case in a discrete scenario [1, Th. 11.8.3 & Th. 11.9.1] where a well-known proof is based on the method of types. Extensions to continuous setups do exist under certain conditions [2], [3].

One interesting quest is to analyze this decision problem while testing for

- 1) the Cauchy distribution: representative of the family of “heavy-tailed” α -stable distributions versus
- 2) the Gaussian distribution: a central model among finite-variance probability laws.

Note that both models are limiting distributions of Independent and Identically Distributed (IID) sums of Random Variables (RV)s by the results of the generalized Central-Limit Theorem [4] and therefore supported by strong theoretical evidence. Additionally, isotropic* α -stable distributions are found to be accurate models for empirical data in a multitude of scenarios in which they are shown to provide a better fit to the data under consideration [5]–[7].

In this work, we tackle the problem of testing the α -stable hypothesis by considering the n -dimensional circularly-symmetric Cauchy distribution. More specifically, given a sample of n observations sampled from a rotationally invariant density, we want to characterize the error limits of the LRT devices detecting whether the observations are circular Gaussian –with Probability Density Function (PDF) denoted $p_G(\cdot)$, or circular Cauchy –with PDF $p_C(\cdot)$. We note that the proposed setup is substantially different from the standard one regarding two main aspects:

- 1) First, circular Cauchy vectors are correlated and not independent as is the case for a Gaussian vector.
- 2) Second, the relative entropy $D(p_C \| p_G)$, is infinite as shown in Appendix A.

Correspondingly, the results are found to deviate from the norm regarding two aspects:

- First, we show that the probability of error is not exponentially small with n . Namely we prove that, under a Neyman-Pearson formulation and in the first order of the exponent, the leading term is linear for the error of the first kind ($P_{C|G}$) but only logarithmic for that of the second kind ($P_{G|C}$). A similar logarithmic behavior of the exponent of the leading term is shown for the Bayesian error. Whenever possible, we determine the multiplicative constants of the provided asymptotic expressions.
- Second, we observe that the two types of Bayesian errors do not possess the same asymptotic rate which is at odds with the general assumption of a similar asymptotic behavior under IID statistics (see [1, Th. 11.9.1] for the discrete case). We postulate that this is due to the fact that the observations are correlated and we support our observation by providing in Appendix B illustrative examples in which one of the two hypotheses is correlated.

The rest of this paper is organized as follows: we present the problem in Section II and the main results in the form of two theorems in Section III along with appropriate numerical evaluations. Derivation of the results use technical lemmas and are detailed in Section IV. Finally, Section V concludes the paper.

*We will use “circular” interchangeably with “isotropic” in this document.

Notations: We adopt the following conventions. For two asymptotically positive functions, $f(n) = o(g(n))$ if for every $c > 0$, $f(n) \leq cg(n)$ for n large enough. We write $f(n) = \Theta(g(n))$ if there exist $c_1 > 0$ and $c_2 > 0$ such that $f(n) \leq c_1g(n)$ and $f(n) \geq c_2g(n)$ for n large enough. Functions $f(n)$ and $g(n)$ are said to be ‘‘asymptotically equivalent’’ if $\lim_{n \rightarrow \infty} \frac{f(n)}{g(n)} = 1$; we write $f(n) \sim g(n)$.

II. PROBLEM FORMULATION

We consider the binary hypothesis testing problem where, given a (large) number $n > 0$ of observations, we need to decide between the two hypotheses:

$$\begin{cases} H_0 \equiv H_G : \mathbf{Y}^n \text{ circular } \mathcal{N}(0, \sigma^2), \\ H_1 \equiv H_C : \mathbf{Y}^n \text{ circular } \mathcal{C}(0, \gamma). \end{cases}$$

Whether under a Bayesian risk formulation, or a Neyman-Pearson criterion, the optimal device is known to be a LRT:

$$\frac{p_{\mathbf{Y}|H}(\mathbf{y}|H_G)}{p_{\mathbf{Y}|H}(\mathbf{y}|H_C)} = \frac{p_G(\mathbf{y})}{p_C(\mathbf{y})} \underset{H_C}{\overset{H_G}{\geq}} \eta, \quad (1)$$

for some appropriately chosen $\eta > 0$. Note that we identify the ‘‘Gaussian hypothesis’’ H_G with the null hypothesis H_0 whenever we use the ‘‘false alarm’’, ‘‘detection’’ and ‘‘error types’’ terminology in this work. As such, the probability of false alarm for example P_F is equal to $P_F = P_{C|G}$ and as η increases, P_F and P_D increase.

Our main objective is twofold. First we study the optimal Bayesian device and characterize its overall probability of error at large values of n via computing the asymptotic behavior of the probabilities of detection P_D and false alarm P_F . More specifically, if π_G and $\pi_C = 1 - \pi_G$ denote the prior probabilities of H_0 and H_1 respectively, Theorem 1 shows that as $n \rightarrow \infty$, the probability of error of the optimal device is

$$P_e = \pi_G P_F + \pi_C (1 - P_D) = \Theta \left(\sqrt{\frac{\ln n}{n}} \right).$$

Second, we adopt the Neyman-Pearson criterion and answer the following question: let $P_F = P_{C|G} = \varepsilon$, for some $\varepsilon \in (0, 1)$. What is the asymptotic behavior of $1 - P_D = P_{G|C}$ of the optimal device as $n \rightarrow \infty$? We show in Theorem 2 that

$$1 - P_D = P_{G|C} = \Theta \left(\frac{1}{\sqrt{n}} \right).$$

We also answer the same question for the inverted problem: if $1 - P_D = \varepsilon$, we show in Theorem 2 that

$$P_F = P_{C|G} = \frac{e^{-\Theta(n)}}{\sqrt{n}}.$$

For mathematical convenience and without loss of generality, we scale our observation vector \mathbf{y}^n by $\frac{1}{\gamma}$ and we denote the constant $\sqrt{2} \frac{\sigma}{\gamma}$ by $\xi = \sqrt{2} \frac{\sigma}{\gamma}$. The resulting equivalent problem is:

$$\begin{cases} H_0 \equiv H_G : \mathbf{Y}^n \text{ circular } \mathcal{N} \left(0, \frac{\xi^2}{2} \right) \\ H_1 \equiv H_C : \mathbf{Y}^n \text{ circular } \mathcal{C}(0, 1). \end{cases}$$

The PDFs $p_{\mathbf{Y}|H}(\mathbf{y}|H_0)$ and $p_{\mathbf{Y}|H}(\mathbf{y}|H_1)$ are given by

$$\begin{aligned} p_{\mathbf{Y}|H}(\mathbf{y}|H_0) &= p_{\mathbf{Y}|H}(\mathbf{y}|H_G) = p_G(\mathbf{y}) = \frac{1}{\pi^{\frac{n}{2}} \xi^n} e^{-\frac{r^2}{\xi^2}}, \\ p_{\mathbf{Y}|H}(\mathbf{y}|H_1) &= p_{\mathbf{Y}|H}(\mathbf{y}|H_C) = p_C(\mathbf{y}) = \frac{\Gamma(\frac{n+1}{2})}{\pi^{\frac{n+1}{2}}} \frac{1}{(1+r^2)^{\frac{n+1}{2}}} \end{aligned} \quad (2)$$

where $r^2 = \|\mathbf{y}\|^2$.

III. MAIN RESULTS

We state our main results in the form of Theorems 1 and 2 and we validate them numerically in Section III-A. In a Bayesian setting, the probably of error is determined in the following theorem:

Theorem 1. Consider a sequence of n observations and a binary decision problem with two hypotheses for their distribution: either circular (IID) Gaussian $\mathcal{N}(0, \sigma^2)$ with prior probability $0 < \pi_G < 1$, or circular (correlated) Cauchy $\mathcal{C}(0, \gamma)$ with prior probability $\pi_C = 1 - \pi_G$.

Let $\xi \triangleq \sqrt{2} \frac{\sigma}{\gamma}$, $\tilde{\eta} \triangleq \frac{\pi_C}{\pi_G}$ and $C \triangleq \sqrt{\frac{1}{\tilde{\eta}} \frac{\xi}{2}} e^{\frac{1}{2\xi^2}}$. For the Maximum A Posteriori (MAP) detector –optimal under a Bayesian formulation,

$$\begin{aligned} 1 - P_D &\sim \sqrt{\frac{2}{\pi}} \frac{1}{\tilde{\eta}} \sqrt{\frac{\ln(Cn)}{(Cn)}} \\ P_F &\sim \sqrt{\frac{2}{\pi}} \frac{1}{\sqrt{(Cn) \ln(Cn)}} \\ P_e = \pi_G P_F + \pi_C (1 - P_D) &\sim \sqrt{\frac{2}{\pi}} \frac{\pi_C}{\tilde{\eta}} \sqrt{\frac{\ln(Cn)}{(Cn)}}. \end{aligned} \quad (3)$$

Note that the optimal error probabilities P_F and $(1 - P_D)$ –the ones that minimize the Bayesian probability of error P_e , exhibit an asymptotic behavior that is *not symmetric*. That symmetry is a known property of the optimal Bayesian detector under IID observations. This is not true in general under correlated settings as in Theorem 1. We provide additional examples in Appendix B which also show that there are no guarantees under the correlated setup for P_e to become infinitesimally small as the number of observations n increases.

Theorem 2. Consider a sequence of n observations and a binary decision problem with two hypotheses for their distribution: either circular (IID) Gaussian $\mathcal{N}(0, \sigma^2)$ or circular (correlated) Cauchy $\mathcal{C}(0, \gamma)$. Let $\xi \triangleq \sqrt{2} \frac{\sigma}{\gamma}$ and consider an $0 < \varepsilon < 1$.

Under a Neyman-Pearson criterion, the optimal LRT detector is such that

- Case 1: whenever $P_F = \varepsilon$, $(1 - P_D) \sim \kappa_0(\varepsilon) \frac{1}{\sqrt{n}}$, where $\kappa_0(\varepsilon) \triangleq \sqrt{\frac{2}{\pi}} \frac{2}{\xi} e^{-\frac{1}{\xi^2}} Q^{-1}\left(\frac{\varepsilon}{2}\right)$.
- Case 2: whenever $(1 - P_D) = \varepsilon$,

$$\frac{\kappa_1(\varepsilon) e^{-\kappa_2(\varepsilon)n}}{\sqrt{n}} \leq P_F \leq \frac{\kappa_3(\varepsilon) e^{-\kappa_4(\varepsilon)n}}{\sqrt{n}},$$

for some $\kappa_1(\varepsilon), \kappa_2(\varepsilon), \kappa_3(\varepsilon), \kappa_4(\varepsilon) > 0$.

The derivations of the theorems are presented in Section IV.

A. Numerical Simulations

We compute the performance of the LRT defined in (1) by evaluating the different quantities investigated in Theorems 1 and 2. For the results presented hereafter we use $\xi = \sqrt{2}$ and dimension $n \in [11, 340]$. Fig. 1 depicts the behavior of the Bayesian probability of error P_e function of n for different values of the aprioris. Fig. 1 shows a rather fast convergence of the approximate expression presented in Theorem 1 to the numerically evaluated P_e (3). In Fig. 2, we consider Case 1 in Theorem 2 and plot the numerically evaluated error of the second kind $(1 - P_D)$ versus n in addition to the approximate expression for different values of ε . Again, the fast convergence of the approximation is observed. Finally, we depict in Fig. 3 $-\ln P_F$ as a function of n . A linear behavior is noticed as predicted by the result of Case 2 in Theorem 2.

The remainder of this document is dedicated to deriving the main results stated in Theorems 1 and 2.

IV. TECHNICAL PROOFS

A. Preliminaries

Define the left-hand side of (1) as $\ell(r)$:

$$\ell(r) = \frac{p_{\mathbf{Y}|H}(\mathbf{y}|H_G)}{p_{\mathbf{Y}|H}(\mathbf{y}|H_C)} = \frac{\sqrt{\pi}}{\Gamma\left(\frac{n+1}{2}\right) \xi^n} e^{-\frac{r^2}{\xi^2}} (1+r^2)^{\frac{n+1}{2}}.$$

Whenever $\ell(r)$ is greater or equal to η , the LRT (1) decides on the Gaussian hypothesis. As such, when computing P_F and P_D , the larger the value of η is, the larger these probabilities.

We note that when $n > (2/\xi^2 - 1)$, $\ell(r)$ satisfies the following properties illustrated in Fig. 4:

- 1) Asymptotically, $\ell(r) \rightarrow 0^+$ as $r \rightarrow \infty$.

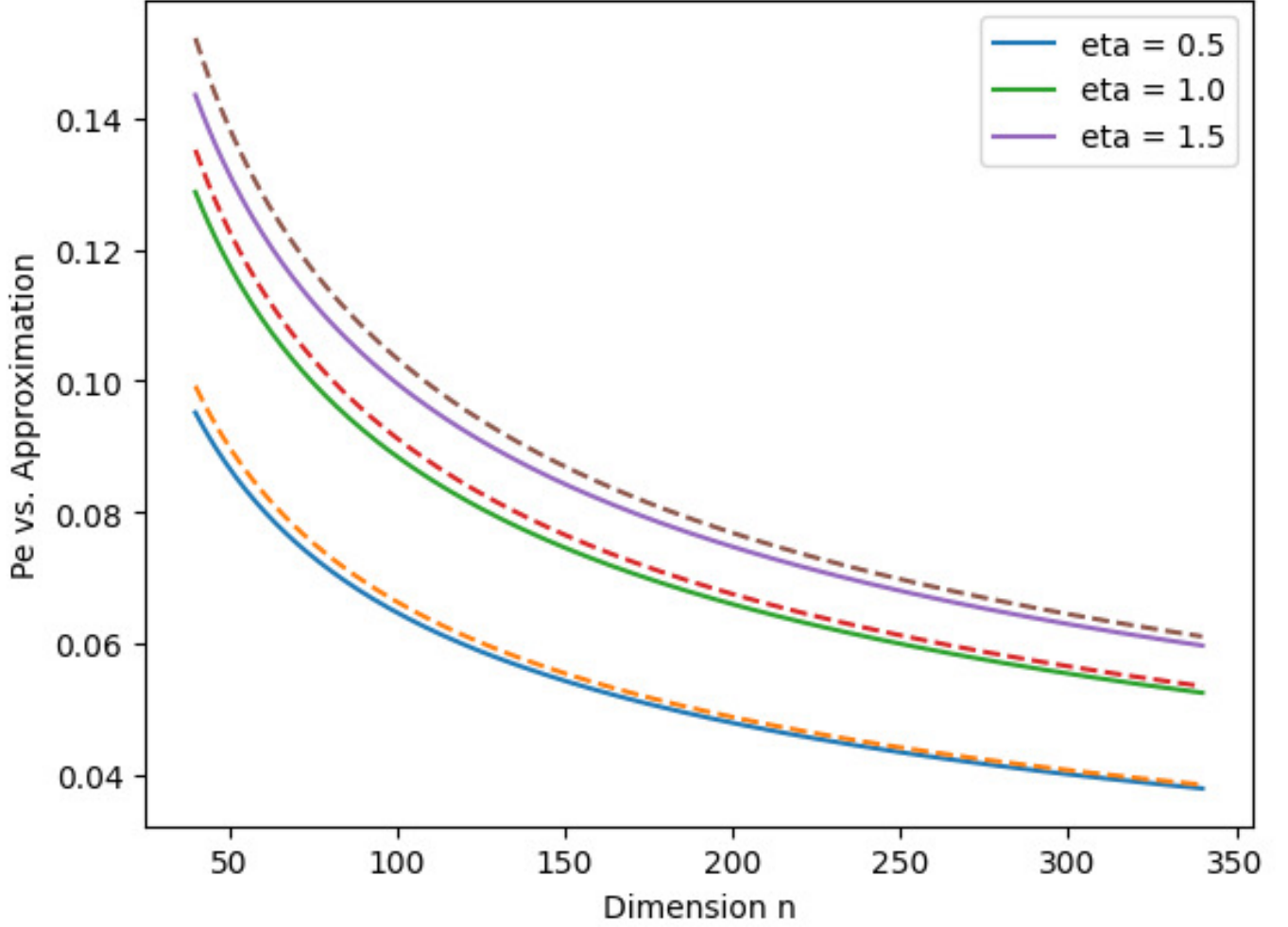


Fig. 1. P_e vs. n for $\eta = 0.5, 1, 1.5$. Solid line: numerical computations. Dashed line: approximate expression.

2) Its y -intercept, which we denote by η_0 , is equal to

$$\eta_0 = \frac{\sqrt{\pi}}{\Gamma(\frac{n+1}{2}) \xi^n}. \quad (4)$$

3) It peaks at

$$r_{\max} = \sqrt{\xi^2 \frac{(n+1)}{2} - 1},$$

reaching a value of

$$\eta_{\max} = e^{\frac{1}{\xi^2}} \left(\frac{n+1}{2} \xi^2 e^{-1} \right)^{\frac{n+1}{2}} \eta_0.$$

We assume that this condition $n > (2/\xi^2 - 1)$ is always satisfied since we are interested in the behavior of detectors under a large number n of observations.

Using Stirling's approximation, one can show:

$$\eta_0 \sim \frac{(2e)^{\frac{n-1}{2}}}{\xi^n (n-1)^{\frac{n}{2}}} \quad \& \quad \eta_{\max} \sim e^{\frac{1}{\xi^2}} \frac{\xi}{2} \sqrt{n}, \quad (5)$$

and since ξ is constant,

$$\eta_0^{\frac{2}{n+1}} \sim \frac{(2e)}{\xi^2} \frac{1}{n} \quad \& \quad \eta_{\max}^{\frac{2}{n+1}} \sim 1. \quad (6)$$

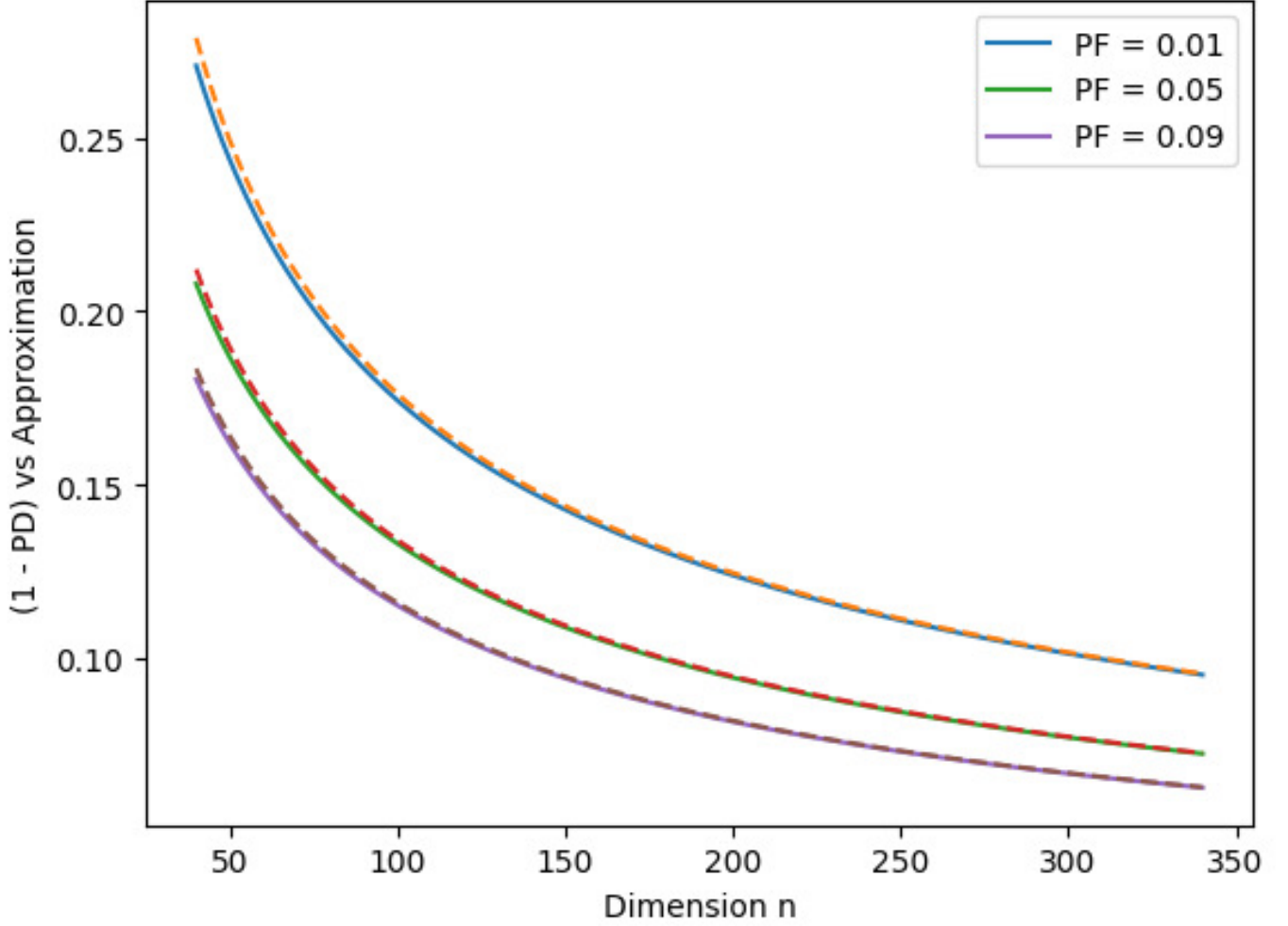


Fig. 2. $(P_{G|C})$ vs. n for $P_F = 0.01, 0.05, 0.09$. Solid line: numerical computations. Dashed line: approximate expression.

B. Operating Regime (OR)

Denote by

$$a_{\mathcal{W}}(n) \triangleq -e^{-1} \left(\frac{\eta}{\eta_{\max}} \right)^{\frac{2}{n+1}} \sim -e^{-1} \eta^{\frac{2}{n+1}}, \quad (7)$$

where the approximation is due to (6) and let $\mathcal{W}_0(\cdot)$ and $\mathcal{W}_{-1}(\cdot)$ denote the Lambert W function of branches 0 and -1 respectively. As can be seen in Fig. 4, there are three regimes based on the value of the threshold η in (1): $0 < \eta \leq \eta_0$, $\eta_0 < \eta < \eta_{\max}$, and $\eta \geq \eta_{\max}$. As it will turn out to be the case, the only ‘‘Operating Regime’’ (OR) for the problem at hand is the second one: $\eta_0 < \eta < \eta_{\max}$, for which $\ell(r) = \eta$ has two solutions,

$$r_1^2 = -\xi^2 \left(\frac{n+1}{2} \right) \mathcal{W}_0(a_{\mathcal{W}}(n)) - 1 \quad (8)$$

$$r_2^2 = -\xi^2 \left(\frac{n+1}{2} \right) \mathcal{W}_{-1}(a_{\mathcal{W}}(n)) - 1. \quad (9)$$

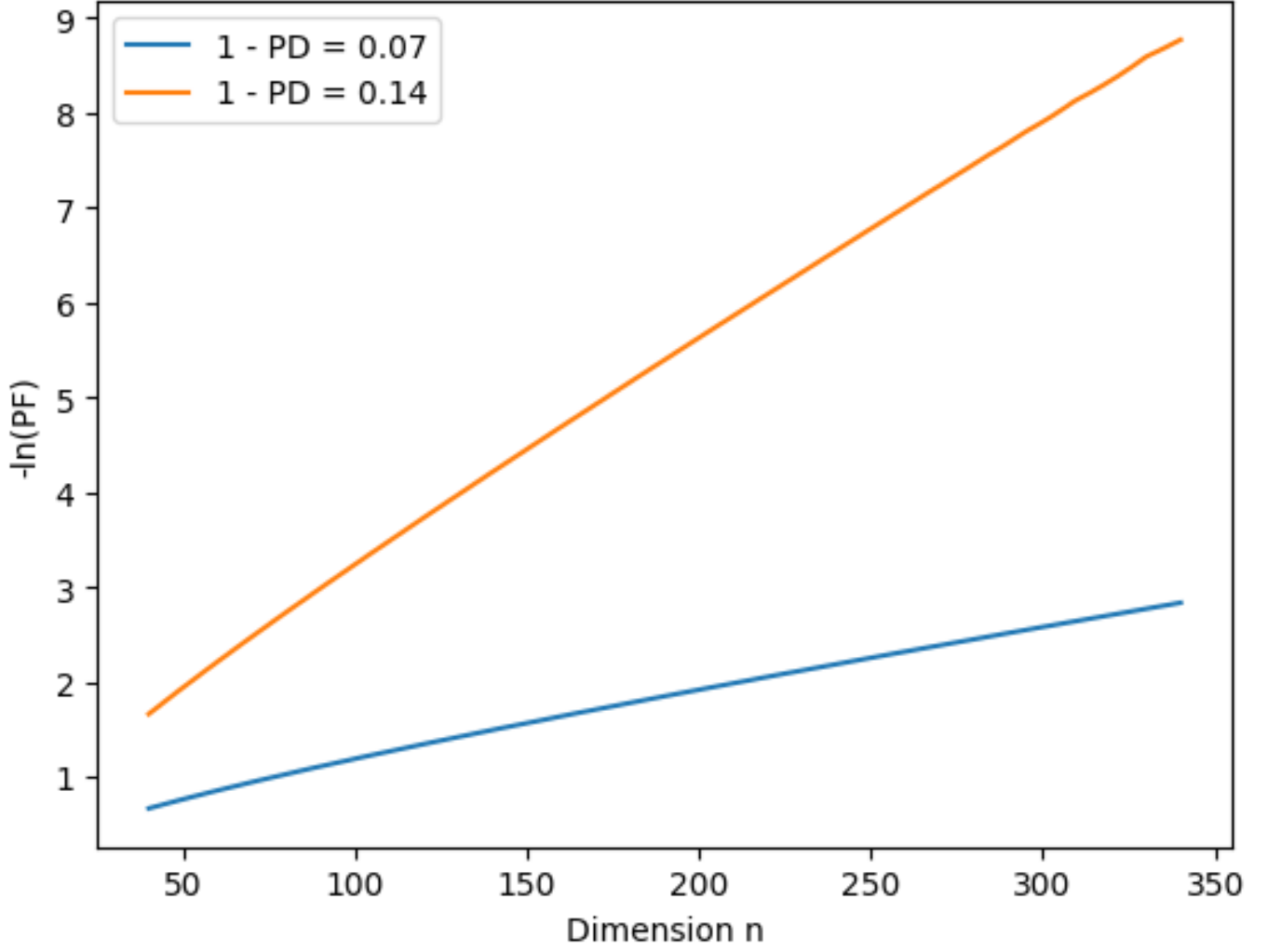


Fig. 3. $-\ln(P_{C|G})$ vs. n for $1 - P_D = 0.07, 0.14$.

We next compute P_D and P_F under the OR. We first compute $(1 - P_D)$:

$$\begin{aligned}
 1 - P_D &= \Pr(\hat{H} = H_0 | H_1) = \int_{r_1}^{r_2} p_{\mathbf{Y}|H}(\mathbf{y}|H_1) d\mathbf{y} \\
 &= \frac{2}{\sqrt{\pi}} \frac{\Gamma(\frac{n+1}{2})}{\Gamma(\frac{n}{2})} \int_{r_1}^{r_2} (1 + r^2)^{-\frac{n+1}{2}} r^{n-1} dr
 \end{aligned} \tag{10}$$

$$\begin{aligned}
 &= \frac{2}{\sqrt{\pi}} \frac{\Gamma(\frac{n+1}{2})}{\Gamma(\frac{n}{2})} \int_{r_1}^{r_2} \left(\frac{1}{r^2} + 1\right)^{-\frac{n+1}{2}} r^{-2} dr \\
 &= \frac{1}{\sqrt{\pi}} \frac{\Gamma(\frac{n+1}{2})}{\Gamma(\frac{n}{2})} \int_{\frac{1}{r_1^2}}^{\frac{1}{r_2^2}} (1 + u)^{-\frac{n+1}{2}} u^{-\frac{1}{2}} du,
 \end{aligned} \tag{11}$$

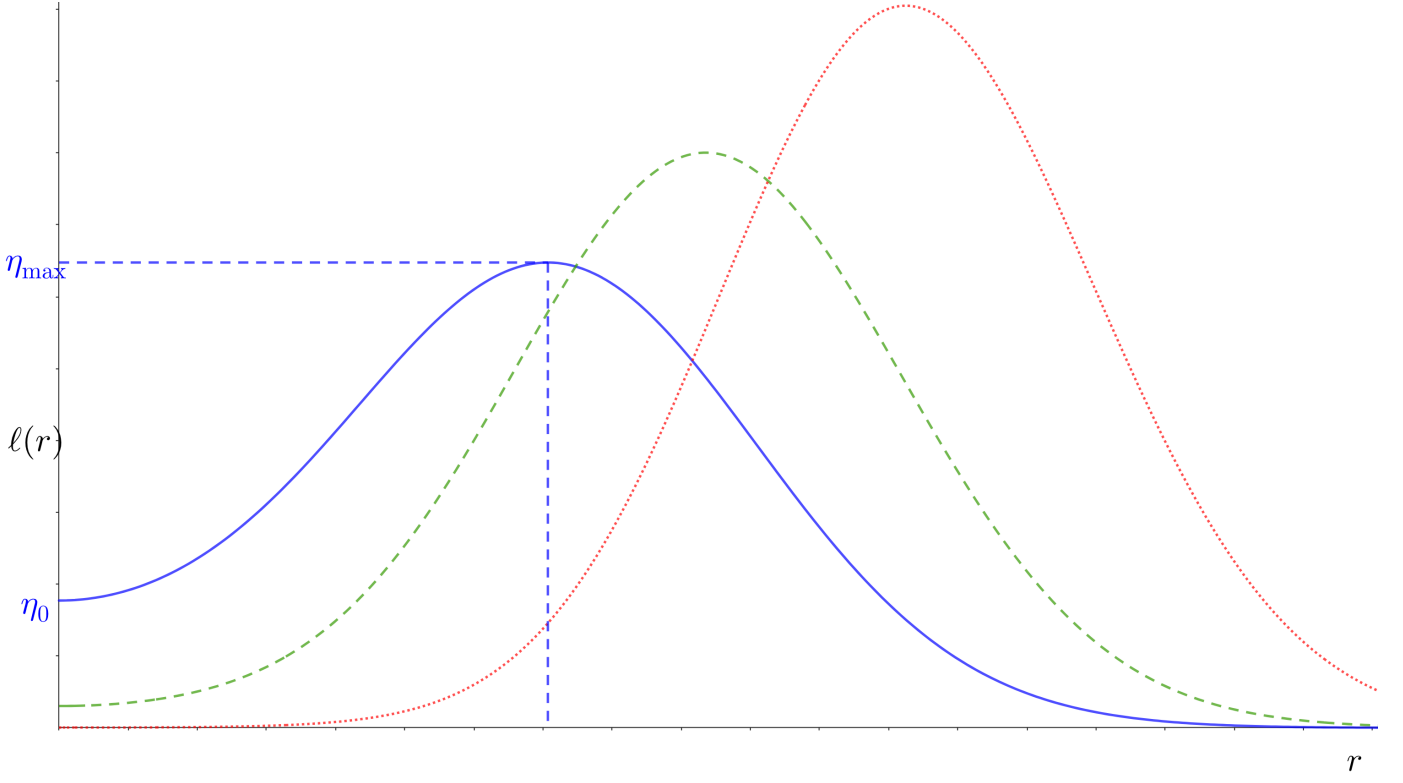


Fig. 4. $\ell(r)$ for $\xi^2 = 1$, with $n = 5$ (solid blue), $n = 8$ (dashed green), and $n = 13$ (pointed red).

where we used the change of variable $u = \frac{1}{r^2}$ to write the last equality. As for P_F , we have:

$$\begin{aligned}
 1 - P_F &= \Pr(\hat{H} = H_0 | H_0) = \int_{r_1}^{r_2} p_{\mathbf{Y}|H}(\mathbf{y}|H_0) d\mathbf{y} \\
 &= \frac{2}{\xi^n \Gamma(\frac{n}{2})} \int_{r_1}^{r_2} r^{n-1} e^{-\frac{r^2}{\xi^2}} dr \\
 &= \frac{1}{\Gamma(\frac{n}{2})} \int_{\frac{r_1^2}{\xi^2}}^{\frac{r_2^2}{\xi^2}} r^{\frac{n}{2}-1} e^{-r} dr \\
 &= \frac{(\frac{n}{2}-1)^{\frac{n}{2}}}{\Gamma(\frac{n}{2})} \int_{\frac{2r_1^2}{\xi^2(n-2)}}^{\frac{2r_2^2}{\xi^2(n-2)}} e^{(\frac{n}{2}-1)(\ln x - x)} dx, \tag{12}
 \end{aligned}$$

where equation (12) is due to the change of variable $r = (\frac{n}{2}-1)x$.

In order to determine the asymptotic behavior of both P_D and P_F at large values of n , it is imperative to first analyze the growth rate of the intersection points under the OR. We identify three cases:

- (i) $\eta^{\frac{2}{n+1}} \xrightarrow{n \rightarrow \infty} 1$: This includes, for example, the case of η fixed. Equation (7) implies that $a_{\mathcal{W}}(n) \xrightarrow{n \rightarrow \infty} -e^{-1}$ and [8, p. 350-351]

$$\begin{aligned}
 \mathcal{W}_0(z) &\sim -1 + \sqrt{2(ez+1)} \\
 \mathcal{W}_{-1}(z) &\sim -1 - \sqrt{2(ez+1)},
 \end{aligned}$$

which gives

$$\frac{r_1^2}{\xi^2} \sim \frac{n+1}{2} (1 - \delta_n) \quad \& \quad \frac{r_2^2}{\xi^2} \sim \frac{n+1}{2} (1 + \delta_n), \tag{13}$$

where

$$\delta_n \doteq \sqrt{2} \sqrt{1 - \left(\frac{\eta}{\eta_{\max}}\right)^{\frac{2}{n+1}}} \sim 2 \sqrt{\frac{\ln\left(\frac{\eta_{\max}}{\eta}\right)}{n}}. \tag{14}$$

Note that in this case $\delta_n \xrightarrow[n \rightarrow \infty]{} 0$ since $\lim_{n \rightarrow \infty} \left(\frac{\eta}{\eta_{\max}}\right)^{\frac{2}{n+1}} = 1$.

(ii) $\eta^{\frac{2}{n+1}} \xrightarrow[n \rightarrow \infty]{} \kappa$, $0 < \kappa < 1$: In this case equation (7) implies that $a_{\mathcal{W}}(n) \rightarrow (-\kappa e^{-1})$ and:

$$r_1^2 \sim -\xi^2 \left(\frac{n+1}{2}\right) \mathcal{W}_0(-\kappa e^{-1}) - 1 \quad (15)$$

$$r_2^2 \sim -\xi^2 \left(\frac{n+1}{2}\right) \mathcal{W}_{-1}(-\kappa e^{-1}) - 1. \quad (16)$$

(iii) $\eta^{\frac{2}{n+1}} \xrightarrow[n \rightarrow \infty]{} 0$ which implies $a_{\mathcal{W}}(n) \xrightarrow[n \rightarrow \infty]{} 0^-$. Whenever $a_{\mathcal{W}}(n) \rightarrow 0^-$, the following approximations hold [8, p. 350]:

$$\begin{aligned} \mathcal{W}_0[a_{\mathcal{W}}(n)] &\sim a_{\mathcal{W}}(n) \\ \mathcal{W}_{-1}[a_{\mathcal{W}}(n)] &\sim \ln(-a_{\mathcal{W}}(n)), \end{aligned}$$

Thus, equations (8) and (9) give

$$r_1^2 \sim \frac{\xi^2 e^{-1}}{2} (n+1) \eta^{\frac{2}{n+1}} - 1 \quad (17)$$

$$r_2^2 \sim \frac{\xi^2}{2} (n+1) \ln \eta^{-\frac{2}{n+1}}. \quad (18)$$

For the remaining of this paper, we refer to the preceding three cases of the OR by (R-i), (R-ii), and (R-iii).

C. The Bayesian Detection Problem; Proof

We start first by stating a technical lemma.

Lemma 1. Whenever $\left(\frac{\eta}{\eta_{\max}}\right)^{\frac{2}{n+1}} \xrightarrow[n \rightarrow \infty]{} 1$, the following hold:

$$\begin{aligned} 1 - P_D &\sim \frac{2}{\sqrt{\pi}} \frac{\sqrt{\ln\left(\frac{\eta_{\max}}{\eta}\right)}}{\eta_{\max}} \\ P_F &\sim 2Q\left(\sqrt{2 \ln\left(\frac{\eta_{\max}}{\eta}\right)}\right), \end{aligned}$$

where $Q(\cdot)$ is the standard Gaussian Q -function.

Proof. The detector is operating under Regime (R-i). Using the expression of $(1 - P_D)$ in (11), it is shown in equation (56) in Appendix C that:

$$\begin{aligned} 1 - P_D &\sim \frac{1}{\sqrt{\pi}} \frac{\Gamma\left(\frac{n+1}{2}\right)}{\Gamma\left(\frac{n}{2}\right)} \frac{\sqrt{2}}{\sqrt{n+1}} \left[\Gamma\left(\frac{1}{2}, \frac{n+1}{2r_2^2}\right) - \Gamma\left(\frac{1}{2}, \frac{n+1}{2r_1^2}\right) \right], \end{aligned}$$

which gives

$$\begin{aligned} 1 - P_D &\sim \sqrt{\frac{2}{\pi}} \frac{\Gamma\left(\frac{n+1}{2}\right)}{\Gamma\left(\frac{n}{2}\right)} \frac{1}{\sqrt{n+1}} \left[\frac{n+1}{2r_2^2} - \frac{n+1}{2r_1^2} \right] \Gamma'\left(\frac{1}{2}, \frac{1}{\xi^2}\right) \quad (19) \end{aligned}$$

$$\sim \sqrt{\frac{2}{\pi}} \frac{\Gamma\left(\frac{n+1}{2}\right)}{\Gamma\left(\frac{n}{2}\right)} \frac{1}{\xi^2 \sqrt{n+1}} \frac{2\delta_n}{1 - \delta_n^2} \xi e^{-\frac{1}{\xi^2}} \quad (20)$$

$$\sim \frac{4}{\sqrt{\pi}} \frac{1}{\xi} e^{-\frac{1}{\xi^2}} \sqrt{\frac{\ln\left(\frac{\eta_{\max}}{\eta}\right)}{n}} \quad (21)$$

$$\sim \frac{2}{\sqrt{\pi}} \frac{\sqrt{\ln\left(\frac{\eta_{\max}}{\eta}\right)}}{\eta_{\max}}, \quad (22)$$

where we used equation (5) in order to write equation (22). Equation (19) is due to Taylor's approximation of the upper incomplete Gamma function $\Gamma\left(\frac{1}{2}, x\right)$ around $x = \frac{1}{\xi^2}$ and we used the fact that $\frac{d}{dx} \Gamma(m, x) = -x^{m-1} e^{-x}$ to write equation (20). Equation (21) is due to equation (14) and to the fact that

$$\frac{\Gamma\left(\frac{n+1}{2}\right)}{\Gamma\left(\frac{n}{2}\right)} \sim \sqrt{\frac{n}{2}}.$$

This concludes the first part of the proof. When it comes to $(1 - P_F)$, its expression is given by (12):

$$\begin{aligned}
1 - P_F &= \frac{\left(\frac{n}{2} - 1\right)^{\frac{n}{2}}}{\Gamma\left(\frac{n}{2}\right)} \int_{\frac{2r_1^2}{\xi^2(n-2)}}^{\frac{2r_2^2}{\xi^2(n-2)}} e^{\left(\frac{n}{2}-1\right)(\ln x - x)} dx \\
&\sim \frac{\left(\frac{n}{2} - 1\right)^{\frac{n}{2}} e^{-\left(\frac{n}{2}-1\right)}}{\Gamma\left(\frac{n}{2}\right)} \int_{\frac{2r_1^2}{\xi^2(n-2)}}^{\frac{2r_2^2}{\xi^2(n-2)}} e^{-\left(\frac{n}{2}-1\right)\frac{(x-1)^2}{2}} dx
\end{aligned} \tag{23}$$

$$\begin{aligned}
&= \frac{\left(\frac{n}{2} - 1\right)^{\frac{n}{2}} e^{-\left(\frac{n}{2}-1\right)}}{\Gamma\left(\frac{n}{2}\right)} \sqrt{\frac{4\pi}{n-2}} \\
&\quad \left[Q\left(\frac{\frac{2r_1^2}{\xi^2(n-2)} - 1}{\sqrt{\frac{2}{n-2}}}\right) - Q\left(\frac{\frac{2r_2^2}{\xi^2(n-2)} - 1}{\sqrt{\frac{2}{n-2}}}\right) \right] \\
&\sim 1 - 2Q\left(\sqrt{2 \ln\left(\frac{\eta_{\max}}{\eta}\right)}\right),
\end{aligned} \tag{24}$$

where in order to write the last equation we used Stirling's approximation $\Gamma\left(\frac{n}{2}\right) \sim \sqrt{2\pi\left(\frac{n}{2} - 1\right)} \left(\frac{n}{2e}\right)^{\frac{n}{2}-1}$ and the fact that:

$$\begin{aligned}
\frac{\frac{2r_1^2}{\xi^2(n-2)} - 1}{\sqrt{\frac{2}{n-2}}} &\sim -\sqrt{2 \ln\left(\frac{\eta_{\max}}{\eta}\right)} \\
\frac{\frac{2r_2^2}{\xi^2(n-2)} - 1}{\sqrt{\frac{2}{n-2}}} &\sim \sqrt{2 \ln\left(\frac{\eta_{\max}}{\eta}\right)},
\end{aligned}$$

as given by equations (13) and (14). Equation (23) is due to applying the Laplace approximation method [9] around $x = 1$. This concludes the proof of the lemma. \square

We now derive Theorem 1 which states

Theorem 1. Consider a sequence of n observations and a binary decision problem with two hypotheses for their distribution: either circular (IID) Gaussian $\mathcal{N}(0, \sigma^2)$ with prior probability $0 < \pi_G < 1$, or circular (correlated) Cauchy $\mathcal{C}(0, \gamma)$ with prior probability $\pi_C = 1 - \pi_G$.

Let $\xi \triangleq \sqrt{2}\frac{\sigma}{\gamma}$, $\tilde{\eta} \triangleq \frac{\pi_C}{\pi_G}$ and $C \triangleq \sqrt{\frac{1}{\tilde{\eta}}}\frac{\xi}{2} e^{\frac{1}{2\xi^2}}$. For the Maximum A Posteriori (MAP) detector –optimal under a Bayesian formulation,

$$\begin{aligned}
1 - P_D &\sim \sqrt{\frac{2}{\pi}} \frac{1}{\tilde{\eta}} \sqrt{\frac{\ln(Cn)}{(Cn)}} \\
P_F &\sim \sqrt{\frac{2}{\pi}} \frac{1}{\sqrt{(Cn) \ln(Cn)}} \\
P_e &= \pi_G P_F + \pi_C (1 - P_D) \sim \sqrt{\frac{2}{\pi}} \frac{\pi_C}{\tilde{\eta}} \sqrt{\frac{\ln(Cn)}{(Cn)}}.
\end{aligned} \tag{3}$$

Proof. Since the MAP detector is a LRT (1) for $\tilde{\eta} = \frac{\pi_C}{\pi_G} > 0$, for n large enough and $\eta = \tilde{\eta}$ fixed, the detector (1) will be operating under Regime (R-i) and hence the expressions of $(1 - P_D)$ and P_F of Lemma 1 do apply. Replacing η_{\max} by its asymptotic behavior as characterized by equation (5) yields the required expression for $(1 - P_D)$. The same applies to P_F after using the following approximation [10]:

$$Q(x) \underset{x \rightarrow \infty}{\sim} \frac{1}{\sqrt{2\pi}} \frac{e^{-\frac{x^2}{2}}}{x}. \tag{25}$$

\square

D. The Neyman-Pearson Formulation; Proof

When it comes to the Neyman-Pearson criteria, we first establish the following lemma:

Lemma 2. For n large enough, the optimal Neyman-Pearson LRT detectors operate,

- under Regime (R-i) whenever $P_F = \epsilon$,
- under Regime (R-ii), whenever $(1 - P_D) = \epsilon$.

Proof. Since P_F increases with η , in order for P_F to be equal to $\epsilon \in (0, 1)$ as n grows to infinity, then η must increase "as fast as η_{\max} " with n for otherwise P_F would go to zero as implied by our analysis in Lemma 1 and our observations in Section IV. Moreover, since $\eta_{\max}^{\frac{n+1}{2}} \xrightarrow{n \rightarrow \infty} 1$ (5), and $\eta \leq \eta_{\max}$ then by inspection, one can see that necessarily $\eta^{\frac{2}{n+1}} \xrightarrow{n \rightarrow \infty} 1$ which corresponds to Regime (R-i).

Similarly, $(1 - P_D)$ is decreasing with η and for a fixed η $(1 - P_D) \xrightarrow{n \rightarrow \infty} 0$. In order for $(1 - P_D)$ to be equal to ϵ , η must decrease with n . We prove next that Regime (R-iii) (and a fortiori $\eta < \eta_0$) is not possible for otherwise $(1 - P_D) \xrightarrow{n \rightarrow \infty} 1$. In fact, equation (55) in Appendix C gives a lowerbound on $1 - P_D$:

$$\begin{aligned} 1 - P_D & \geq \frac{1}{\sqrt{\pi}} \frac{\Gamma\left(\frac{n+1}{2}\right)}{\Gamma\left(\frac{n}{2}\right)} \sqrt{\frac{2}{n+1}} \left[\Gamma\left(\frac{1}{2}, \frac{n+1}{2r_2^2}\right) - \Gamma\left(\frac{1}{2}, \frac{n+1}{2r_1^2}\right) \right] \\ & \xrightarrow{n \rightarrow \infty} \frac{1}{\sqrt{\pi}} \Gamma\left(\frac{1}{2}, 0\right) - 0 = 1, \end{aligned}$$

where the limit result is due to Stirling's identity and to the asymptotic behavior of r_1^2 and r_2^2 under Regime (R-iii) according to equations (17) and (18). Furthermore, we show that η must be under Regime (R-ii) by ruling out Regime (R-i) as well. Indeed, under case (R-i), the condition of Lemma 1 is satisfied, and hence

$$1 - P_D \sim \frac{2}{\sqrt{\pi}} \frac{\sqrt{\ln\left(\frac{\eta_{\max}}{\eta}\right)}}{\eta_{\max}} \xrightarrow{n \rightarrow \infty} 0,$$

where we used the fact that $\eta_{\max} = \Theta(\sqrt{n})$ (5). This rules out the Regime (R-i) thus proving our assertion. \square

We recall Theorem 2:

Theorem 2. Consider a sequence of n observations and a binary decision problem with two hypotheses for their distribution: either circular (IID) Gaussian $\mathcal{N}(0, \sigma^2)$ or circular (correlated) Cauchy $\mathcal{C}(0, \gamma)$. Let $\xi \triangleq \sqrt{2} \frac{\sigma}{\gamma}$ and consider an $0 < \epsilon < 1$.

Under a Neyman-Pearson criterion, the optimal LRT detector is such that

- Case 1: whenever $P_F = \epsilon$, $(1 - P_D) \sim \kappa_0(\epsilon) \frac{1}{\sqrt{n}}$, where $\kappa_0(\epsilon) \triangleq \sqrt{\frac{2}{\pi}} \frac{2}{\xi} e^{-\frac{1}{\xi^2}} Q^{-1}\left(\frac{\epsilon}{2}\right)$.
- Case 2: whenever $(1 - P_D) = \epsilon$,

$$\frac{\kappa_1(\epsilon) e^{-\kappa_2(\epsilon)n}}{\sqrt{n}} \leq P_F \leq \frac{\kappa_3(\epsilon) e^{-\kappa_4(\epsilon)n}}{\sqrt{n}},$$

for some $\kappa_1(\epsilon), \kappa_2(\epsilon), \kappa_3(\epsilon), \kappa_4(\epsilon) > 0$.

Proof. Let $0 < \epsilon < 1$. We begin with the proof of Case 1. Whenever $P_F = \epsilon$, the results of Lemma 2 imply that Regime (R-i) is the operating regime. Therefore, we use the result of Lemma 1 to write the expression of P_F :

$$\begin{aligned} \lim_{n \rightarrow \infty} 2Q\left(\sqrt{2 \ln\left(\frac{\eta_{\max}}{\eta}\right)}\right) & = \epsilon \\ \implies \lim_{n \rightarrow \infty} \ln\left(\frac{\eta_{\max}}{\eta}\right) & = \frac{1}{2} \left(Q^{-1}\left(\frac{\epsilon}{2}\right)\right)^2, \end{aligned} \quad (26)$$

where $Q^{-1}(\cdot)$ is the inverse Q -function. Using the expression of $(1 - P_D)$ as given in Lemma 1, we get:

$$\begin{aligned} 1 - P_D & \sim \frac{2}{\sqrt{\pi}} \frac{\sqrt{\ln\left(\frac{\eta_{\max}}{\eta}\right)}}{\eta_{\max}} \\ & \sim \sqrt{\frac{2}{\pi}} \frac{2}{\xi} e^{-\frac{1}{\xi^2}} Q^{-1}\left(\frac{\epsilon}{2}\right) \frac{1}{\sqrt{n}}, \end{aligned} \quad (27)$$

where the last equality follows from equation (26) and equation (5). This completes the proof of Case 1.

We move now to proving Case 2 of the theorem. As shown in Lemma 2, Regime (R-ii) is the OR and therefore the expression given by Lemma 1 does not hold. We proceed by writing P_F as given by equation (12):

$$\begin{aligned}
P_F &= \frac{\left(\frac{n}{2} - 1\right)^{\frac{n}{2}}}{\Gamma\left(\frac{n}{2}\right)} \left[\int_0^{\frac{2r_1^2}{(n-2)\xi^2}} e^{\left(\frac{n}{2}-1\right)(\ln x-x)} dx \right. \\
&\quad \left. + \int_{\frac{2r_2^2}{(n-2)\xi^2}}^{\infty} e^{\left(\frac{n}{2}-1\right)(\ln x-x)} dx \right] \\
&\leq \frac{\left(\frac{n}{2} - 1\right)^{\frac{n}{2}} e^{-\left(\frac{n}{2}-1\right)}}{\Gamma\left(\frac{n}{2}\right)} \left[\int_0^{\frac{2r_1^2}{(n-2)\xi^2}} e^{-\left(\frac{n}{2}-1\right)\frac{(x-1)^2}{2}} dx \right. \\
&\quad \left. + \int_{\frac{2r_2^2}{(n-2)\xi^2}}^{\infty} e^{-\left(\frac{n}{2}-1\right)K(\epsilon)(x-1)} dx \right] \tag{28} \\
&= \frac{\left(\frac{n}{2} - 1\right)^{\frac{n}{2}} e^{-\left(\frac{n}{2}-1\right)}}{\Gamma\left(\frac{n}{2}\right)} \\
&\quad \left[\sqrt{\frac{2\pi}{\frac{n}{2} - 1}} \left(Q\left(\frac{-1}{\sqrt{\frac{2}{n-2}}}\right) - Q\left(\frac{\frac{2r_1^2}{(n-2)\xi^2} - 1}{\sqrt{\frac{2}{n-2}}}\right) \right) \right. \\
&\quad \left. + \frac{1}{K(\epsilon)\left(\frac{n}{2} - 1\right)} e^{-\left(\frac{n}{2}-1\right)K(\epsilon)\left(\frac{2r_2^2}{(n-2)\xi^2} - 1\right)} \right] \\
&\sim \frac{1}{\sqrt{\pi}} \frac{1}{\sqrt{n-2}} \left[\frac{e^{-\frac{(n-2)(1+\mathcal{W}_0(-e^{-1}\kappa(\epsilon)))^2}{4}}}{1 + \mathcal{W}_0(-e^{-1}\kappa(\epsilon))} - e^{-\frac{n-2}{4}} \right. \\
&\quad \left. + \frac{1}{K(\epsilon)\sqrt{\pi}\sqrt{n-2}} e^{-\left(\frac{n}{2}-1\right)K(\epsilon)[-1-\mathcal{W}_{-1}(-e^{-1}\kappa(\epsilon))]} \right] \tag{29} \\
&\sim \frac{\kappa_3(\epsilon)e^{-\kappa_4(\epsilon)n}}{\sqrt{n}},
\end{aligned}$$

where $\kappa_3(\epsilon) > 0$, $\kappa_4(\epsilon) > 0$ can be judiciously chosen function of the different parameters in equation (29). Equation (29) is due to Stirling's approximation, to the approximation in (25), and to the fact that

$$\begin{aligned}
\lim_{n \rightarrow \infty} \frac{2r_1^2}{(n-2)\xi^2} &= -\mathcal{W}_0(-e^{-1}\kappa(\epsilon)) < 1 \\
&\& \lim_{n \rightarrow \infty} \frac{2r_2^2}{(n-2)\xi^2} = -\mathcal{W}_{-1}(-e^{-1}\kappa(\epsilon)) > 1,
\end{aligned}$$

given the asymptotic behavior of r_1^2 and r_2^2 under case (R-ii) as given by equations (15) and (16), and where $\kappa(\epsilon) \triangleq \lim_{n \rightarrow \infty} \eta^{\frac{2}{n+1}}$, $0 < \kappa(\epsilon) < 1$. Equation (28) is due to the following identities:

$$\ln x - x \leq -1 - \frac{(x-1)^2}{2} \quad 0 \leq x \leq 1,$$

and for every $c > 1$ there exists a $K \in (0, 1)$ such that:

$$\ln x - x \leq -1 - K(x-1) \quad c \leq x.$$

Finally, we provide a lowerbound on P_F :

$$\begin{aligned}
P_F &= \frac{1}{\Gamma(\frac{n}{2})} \left[\int_0^{\frac{r_1^2}{\xi^2}} r^{\frac{n}{2}-1} e^{-r} dr + \int_{\frac{r_2^2}{\xi^2}}^{\infty} r^{\frac{n}{2}-1} e^{-r} dr \right] \\
&\geq \frac{1}{\Gamma(\frac{n}{2})} \int_{\frac{r_2^2}{\xi^2}}^{\infty} r^{\frac{n}{2}-1} e^{-r} dr \\
&= \frac{(\frac{n}{2}-1)^{\frac{n}{2}}}{\Gamma(\frac{n}{2})} \int_{\frac{2r_2^2}{(n-2)\xi^2}}^{\infty} e^{(\frac{n}{2}-1)(\ln x-x)} dx \\
&\geq \frac{(\frac{n}{2}-1)^{\frac{n}{2}} e^{-(\frac{n}{2}-1)}}{\Gamma(\frac{n}{2})} \int_{\frac{2r_2^2}{(n-2)\xi^2}}^{\infty} e^{-(\frac{n}{2}-1)\frac{(x-1)^2}{2}} dx \\
&= \frac{(\frac{n}{2}-1)^{\frac{n}{2}} e^{-(\frac{n}{2}-1)}}{\Gamma(\frac{n}{2})} \sqrt{\frac{2\pi}{\frac{n}{2}-1}} Q\left(\frac{\frac{2r_2^2}{(n-2)\xi^2}-1}{\sqrt{\frac{2}{n-2}}}\right) \\
&\sim \frac{1}{\sqrt{\pi}} \frac{1}{\sqrt{n-2}} \frac{e^{-\frac{(n-2)[-1-\mathcal{W}_{-1}(-e^{-1}\kappa(\epsilon))]^2}{4}}}{-1-\mathcal{W}_{-1}(-e^{-1}\kappa(\epsilon))} \\
&= \frac{\kappa_1(\epsilon)e^{-\kappa_2(\epsilon)n}}{\sqrt{n}},
\end{aligned} \tag{30}$$

for some $\kappa_1(\epsilon), \kappa_2(\epsilon) > 0$. Equation (30) is due to the fact that $\ln x - x \geq -1 - \frac{(x-1)^2}{2}$ for $x \geq 1$ and equation (31) is justified in a similar manner as done for equation (29). \square

V. CONCLUSION

It is well-known that, in a discrete setup and under IID observations, the error of the second kind ($1 - P_D$) goes to zero when $n \rightarrow \infty$ according to $2^{-nD(p||q)}$, where p and q are the probability laws under the two different hypotheses. In some cases, a similar observation can be inferred whenever p and q are continuous [2]. Though the results presented in this paper are for a specific problem on hypothesis testing between two isotropic probability laws, they are rather interesting on their own and are “non-standard” when compared to the IID “Gaussian”-centric case. Our findings suggest new insights on the hypothesis testing problem:

- 1) As a generalization to the IID case, the leading term in the exponent might be possibly governed by the behavior of $D(p_n||q_n)$ as a function of n whenever the relative entropy is finite. This extension is currently being investigated by the authors. Note that, under the IID case, we have $D(p_n||q_n) = nD(p||q)$ which recovers the standard result of the IID setup.
- 2) In general $D(p_n||q_n)$ is not linear in n . When p_n is circular (IID) $\mathcal{N}(0, \sigma^2)$ and q_n is circular $\mathcal{C}(0, \gamma)$, we show in Appendix A that $D(p_n||q_n) = \Theta(\ln \sqrt{n})$ which corroborates the previous point as per the results of Theorem 2 for $(1 - P_D)$.
- 3) Whenever $D(p_n||q_n)$ is not finite, the term in the exponent is not linear: It was found in this setup to be at least $\Theta(n) + \frac{1}{2} \ln n$.

REFERENCES

- [1] T. M. Cover and J. A. Thomas, *Elements of Information Theory*, 2nd ed. John Wiley & Sons, 2006.
- [2] G. Tusnady, “On asymptotically optimal tests,” *The Annals of Statistics*, pp. 385–393, 1977.
- [3] I. Csiszar, “The method of types [information theory],” *IEEE Transactions on Information Theory*, vol. 44, no. 6, pp. 2505–2523, 1998.
- [4] B. V. Gnedenko and A. N. Kolmogorov, *Limit Distributions for Sums of Independent Random Variables*. Reading Massachusetts: Addison-Wesley Publishing Company, 1968.
- [5] J. P. Nolan, *Maximum Likelihood Estimation and Diagnostics for Stable Distributions*. Boston, MA: Birkhuser Boston, 2001, pp. 379–400. [Online]. Available: https://doi.org/10.1007/978-1-4612-0197-7_17
- [6] E. Kuruoglu and J. Zerubia, “Modeling SAR images with a generalization of the Rayleigh distribution,” *IEEE Transactions on Image Processing*, vol. 13, no. 4, pp. 527–533, 2004.
- [7] J. P. Nolan, “Multivariate elliptically contoured stable distributions: theory and estimation,” *Computational Statistics*, vol. 28, no. 5, pp. 2067–2089, 2013. [Online]. Available: <https://doi.org/10.1007/s00180-013-0396-7>
- [8] R. M. Corless, G. H. Gonnet, D. E. G. Hare, D. J. Jeffrey, and D. E. Knuth, “On the LambertW function,” *Advances in Computational Mathematics*, vol. 5, no. 1, pp. 329–359, 1996. [Online]. Available: <https://doi.org/10.1007/BF02124750>
- [9] R. W. Butler, *Saddlepoint Approximations with Applications*, ser. Cambridge Series in Statistical and Probabilistic Mathematics. Cambridge University Press, 2007.
- [10] P. Borjesson and C.-E. Sundberg, “Simple Approximations of the Error Function Q(x) for Communications Applications,” *IEEE Transactions on Communications*, vol. 27, no. 3, pp. 639–643, 1979.

- [11] M. Hisakado, K. Kitsukawa, and S. Mori, "Correlated binomial models and correlation structures," *Journal of Physics A General Physics*, vol. 39, 06 2006.
- [12] V. Nicola and A. Goyal, "Modeling of correlated failures and community error recovery in multiversion software," *IEEE Transactions on Software Engineering*, vol. 16, no. 3, pp. 350–359, 1990.
- [13] J. H. Spencer and L. Florescu, *Asymptopia*. Providence, Rhode Island: American Mathematical Society, 2014.

APPENDIX A THE KL DIVERGENCE

We characterize in this appendix the behavior at large values of n of the relative entropy between an IID n -dimensional zero-mean and variance $\frac{\xi^2}{2}$ Gaussian distribution $p_G \hat{=} \mathcal{N}\left(0, \frac{\xi^2}{2}\right)$ and an isotropic n -dimensional Cauchy distribution p_C with a scale parameter $\gamma = 1$. Our main result shows that $D(p_G||p_C) \sim \frac{1}{2} \ln n$. However, before proceeding with the proof, we highlight the important fact that $D(p_C||p_G)$ is infinite. Since both $p_G(\mathbf{x})$ and $p_C(\mathbf{x})$ only depend on $r = \|\mathbf{x}\|$, we abuse the notation in what follows and write $p_G(r)$ and $p_C(r)$ instead to highlight this dependency without renaming the functions.

$$\begin{aligned} D(p_C||p_G) &= -h(p_C) - \int_{\mathbb{R}^n} p_C(\mathbf{x}) \ln p_G(\mathbf{x}) d\mathbf{x} \\ &= -h(p_C) + \ln\left(\pi^{\frac{n}{2}} \xi^n\right) + \frac{1}{\xi^2} \int_{\mathbb{R}^n} r^2 p_C(r) d\mathbf{x} \\ &= -h(p_C) + \ln\left(\pi^{\frac{n}{2}} \xi^n\right) + \frac{1}{\xi^2} \frac{2\pi^{\frac{n}{2}}}{\Gamma\left(\frac{n}{2}\right)} \int_0^\infty r^{n+1} p_C(r) dr \\ &= \infty, \end{aligned}$$

where in order to write the last equality we used the fact that $h(p_C) < \infty$ and that $p_C(r) = \Theta(r^{-n-1})$ as $r \rightarrow +\infty$ as given by equation (2).

Back to computing $D(p_G||p_C)$, we assume $n \geq 2$ and we write:

$$\begin{aligned} D(p_G||p_C) &= -h(p_G) - \int_{\mathbb{R}^n} p_G(\mathbf{x}) \ln p_C(\mathbf{x}) d\mathbf{x} \\ &= -\frac{n}{2} \ln(\pi e \xi^2) - \ln \frac{\Gamma\left(\frac{n+1}{2}\right)}{\pi^{\frac{n+1}{2}}} \\ &\quad + \frac{n+1}{2\pi^{\frac{n}{2}} \xi^n} \int_{\mathbb{R}^n} e^{-\frac{r^2}{\xi^2}} \ln(1+r^2) d\mathbf{x} \\ &= -\frac{n}{2} \ln(\pi e \xi^2) - \ln \frac{\Gamma\left(\frac{n+1}{2}\right)}{\pi^{\frac{n+1}{2}}} \\ &\quad + \frac{n+1}{\xi^n \Gamma\left(\frac{n}{2}\right)} \int_0^\infty e^{-\frac{r^2}{\xi^2}} \ln(1+r^2) r^{n-1} dr \\ &= -\frac{n}{2} \ln(\pi e \xi^2) - \ln \frac{\Gamma\left(\frac{n+1}{2}\right)}{\pi^{\frac{n+1}{2}}} + \frac{n+1}{2} I_n, \end{aligned} \tag{32}$$

where

$$\begin{aligned} I_n &= \frac{1}{\Gamma\left(\frac{n}{2}\right)} \int_0^\infty e^{-r} \ln(1+\xi^2 r) r^{\frac{n}{2}-1} dr \\ &= \frac{\left(\frac{n}{2}-1\right)^{\frac{n}{2}}}{\Gamma\left(\frac{n}{2}\right)} \int_0^\infty e^{(\frac{n}{2}-1)(\ln r - r)} \ln\left[1 + \left(\frac{n}{2}-1\right) \xi^2 r\right] dr \\ &= I_{1n} + I_{2n} + I_{3n}, \end{aligned} \tag{33}$$

where I_{1n}, I_{2n}, I_{3n} are a partition of I_n on the respective disjoint sets: $B_1 = (0, 1 - \epsilon_n) \cup (1 + \epsilon_n, R]$, $B_2 = [1 - \epsilon_n, 1 + \epsilon_n]$, and $B_3 = (R, \infty)$ for some $R > 0$ and $\epsilon_n = \left(\frac{\ln n}{\sqrt{n}}\right)$. Note that $\epsilon_n \rightarrow 0$ as $n \rightarrow \infty$ and R is a constant to be chosen large enough as determined hereafter.

We first consider I_{1n} and show that it is $o\left(\frac{\ln n}{n}\right)$. For that matter, it is enough to show that the integrand is $o\left(\frac{\ln n}{n}\right)$. Indeed, for $r \in B_1$, we have:

$$\begin{aligned} & \frac{\left(\frac{n}{2}-1\right)^{\frac{n}{2}}}{\Gamma\left(\frac{n}{2}\right)} e^{(\frac{n}{2}-1)(\ln r-r)} \ln \left[1 + \left(\frac{n}{2}-1\right) \xi^2 r\right] \\ & \leq \frac{\left(\frac{n}{2}-1\right)^{\frac{n}{2}}}{\Gamma\left(\frac{n}{2}\right)} e^{(\frac{n}{2}-1)\left[-1-\frac{\xi^2}{3}\right]} \ln \left[1 + \left(\frac{n}{2}-1\right) \xi^2 r\right] \end{aligned} \quad (34)$$

$$\sim \frac{\left(\frac{n}{2}-1\right)^{\frac{1}{2}}}{\sqrt{2\pi}} e^{(\frac{n}{2}-1)\left[-\frac{\xi^2}{3}\right]} \ln \left[\left(\frac{n}{2}-1\right) \xi^2 r\right] \quad (35)$$

$$= o\left(\frac{\ln n}{n}\right), \quad (36)$$

where we used the fact that $\ln r - r + 1 < \ln(1 + \epsilon_n) - \epsilon_n < -\frac{\epsilon_n^2}{3}$ on B_1 to write (34), and Stirling's approximation of the Gamma function to write (35).

Regarding $I_{3n} > 0$, we have:

$$\begin{aligned} I_{3n} &= \frac{\left(\frac{n}{2}-1\right)^{\frac{n}{2}}}{\Gamma\left(\frac{n}{2}\right)} \int_R^\infty e^{(\frac{n}{2}-1)(\ln r-r)} \ln \left[1 + \left(\frac{n}{2}-1\right) \xi^2 r\right] dr \\ &\leq \frac{\left(\frac{n}{2}-1\right)^{\frac{n}{2}}}{\Gamma\left(\frac{n}{2}\right)} \int_R^\infty e^{-(\frac{n}{2}-1)\frac{r}{2}} \left[\ln \left[\left(\frac{n}{2}-1\right) \xi^2\right] + r\right] dr \end{aligned} \quad (37)$$

$$\begin{aligned} &= \frac{\left(\frac{n}{2}-1\right)^{\frac{n}{2}}}{\Gamma\left(\frac{n}{2}\right)} \left[\ln \left[\left(\frac{n}{2}-1\right) \xi^2\right] \frac{2}{\frac{n}{2}-1} e^{-(\frac{n}{2}-1)\frac{R}{2}} \right. \\ &\quad \left. + \frac{2}{\frac{n}{2}-1} R e^{-(\frac{n}{2}-1)\frac{R}{2}} + \left(\frac{2}{\frac{n}{2}-1}\right)^2 e^{-(\frac{n}{2}-1)\frac{R}{2}} \right] \end{aligned} \quad (38)$$

$$\begin{aligned} &\sim \frac{\left(\frac{n}{2}-1\right)^{\frac{1}{2}}}{\sqrt{2\pi}} e^{(\frac{n}{2}-1)\frac{R}{2}} \left[\ln \left[\left(\frac{n}{2}-1\right) \xi^2\right] \frac{2}{\frac{n}{2}-1} \right. \\ &\quad \left. + \frac{2}{\frac{n}{2}-1} R + \left(\frac{2}{\frac{n}{2}-1}\right)^2 \right] \\ &= o\left(\frac{\ln n}{n}\right), \end{aligned} \quad (39)$$

which is true for $R > 2$. Equation (37) is justified by the fact that $1 + \left(\frac{n}{2}-1\right) \xi^2 r < \left(\frac{n}{2}-1\right) \xi^2 e^r$, for $n > 2$ and $r \in B_3$ with R large enough. Equation (38) is due to integration by parts.

Finally, considering I_{2n} , we get:

$$\begin{aligned}
I_{2n} &= \frac{\left(\frac{n}{2}-1\right)^{\frac{n}{2}}}{\Gamma\left(\frac{n}{2}\right)} \int_{1-\epsilon_n}^{1+\epsilon_n} e^{\left(\frac{n}{2}-1\right)(\ln r-r)} \ln \left[1+\left(\frac{n}{2}-1\right) \xi^2 r\right] dr \\
&\geq \left[\frac{\left(\frac{n}{2}-1\right)^{\frac{n}{2}}}{\Gamma\left(\frac{n}{2}\right)} \int_{1-\epsilon_n}^{1+\epsilon_n} e^{\left(\frac{n}{2}-1\right)(\ln r-r)} dr\right] \\
&\quad \times \ln \left[1+\left(\frac{n}{2}-1\right) \xi^2(1-\epsilon_n)\right] \tag{40}
\end{aligned}$$

$$\begin{aligned}
&\geq \left[\frac{\left(\frac{n}{2}-1\right)^{\frac{n}{2}} e^{-\left(\frac{n}{2}-1\right)}}{\Gamma\left(\frac{n}{2}\right)} \int_{1-\epsilon_n}^{1+\epsilon_n} e^{\left(\frac{n}{2}-1\right)\left[\frac{1}{2}(r-1)^2+\frac{2|r-1|^3}{3}\right]} dr\right] \\
&\quad \times \ln \left[1+\left(\frac{n}{2}-1\right) \xi^2(1-\epsilon_n)\right] \tag{41}
\end{aligned}$$

$$\begin{aligned}
&\geq \frac{\left(\frac{n}{2}-1\right)^{\frac{n}{2}} e^{-\left(\frac{n}{2}-1\right)}}{\Gamma\left(\frac{n}{2}\right)} \sqrt{\frac{2\pi}{\frac{n}{2}-1}} e^{-\left(\frac{n}{2}-1\right) \frac{2\epsilon_n^3}{3}} \\
&\quad \left[1-2Q\left(\epsilon_n \sqrt{\frac{n}{2}-1}\right)\right] \times \ln \left[1+\left(\frac{n}{2}-1\right) \xi^2(1-\epsilon_n)\right] \tag{42}
\end{aligned}$$

$$\sim \ln \left(\frac{n}{2} \xi^2\right), \tag{43}$$

where again we used Stirling's approximation of the Gamma function in order to write equation (43). Equation (41) is due to the fact that $\ln(r) - r + 1 \geq -(r-1)^2/2 - 2|r-1|^3/3$ around $r = 1$ and equation (42) is justified by the fact that the term $|r-1|^3 \leq \epsilon_n^3$ whenever $|r-1| \leq \epsilon_n$. A similar upperbound can be readily obtained by replacing $\ln \left[1+\left(\frac{n}{2}-1\right) \xi^2(1-\epsilon_n)\right]$ by $\ln \left[1+\left(\frac{n}{2}-1\right) \xi^2(1+\epsilon_n)\right]$ in equation (40); upperbounding $\ln r - r + 1 \leq -(r-1)^2/2 + |r-1|^3/3$; and by replacing $e^{-\left(\frac{n}{2}-1\right) \frac{2\epsilon_n^3}{3}}$ by $e^{\left(\frac{n}{2}-1\right) \frac{\epsilon_n^3}{3}}$ in equation (42). This implies that $I_{2n} \sim \ln \left(\frac{n}{2} \xi^2\right)$ which in turn implies by virtue of equations (36) and (39) that

$$\frac{n+1}{2} I_n \sim \frac{n+1}{2} \ln \left(\frac{n}{2} \xi^2\right) + o(\ln n). \tag{44}$$

Using Stirling's approximation in addition to (44), equation (32) gives

$$\begin{aligned}
D(p_G \| p_C) &= -\frac{n}{2} \ln(\pi e \xi^2) - \ln \frac{\Gamma\left(\frac{n+1}{2}\right)}{\pi^{\frac{n+1}{2}}} + \frac{n+1}{2} I_n \\
&\sim -\frac{n}{2} \ln(\pi e \xi^2) - \frac{n-1}{2} \ln \left(\frac{n-1}{2}\right) + \frac{n-1}{2} \\
&\quad - \frac{1}{2} \ln \left(\frac{n-1}{2}\right) + \frac{n+1}{2} \ln \pi + \frac{n+1}{2} \ln \left(\frac{n}{2} \xi^2\right) + o(\ln n) \\
&\sim \frac{1}{2} \ln n.
\end{aligned}$$

APPENDIX B CORRELATED HYPOTHESES; EXAMPLES

A. Example 1

Let $0 < \alpha < 1$. Consider the following binary hypothesis testing problem

$$\begin{cases} H_0 : \{X_i\}_{i=1}^n \text{ IID } \sim \mathcal{B}\left(\frac{1}{2}\right) \\ H_1 : \begin{cases} X_1 \sim \mathcal{B}\left(\frac{1}{2}\right) \text{ \& } X_1 = \dots = X_n \text{ w.p. } \alpha \\ \{X_i\}_{i=1}^n \text{ IID } \sim \mathcal{B}\left(\frac{1}{2}\right) \text{ w.p. } (1-\alpha), \end{cases} \end{cases}$$

where $\mathcal{B}(p)$ is the Bernoulli variable with parameter p . It can be readily derived that the Maximum Likelihood (ML) device –optimal in a Bayesian setting with equal a priori’s– decides on H_1 whenever all X_i 's are equal and on H_0 otherwise. Computing P_F :

$$\begin{aligned}
P_F &= \Pr\left(\hat{H} = H_1 | H_0\right) \\
&= \Pr\left(\underbrace{(0, 0, \dots, 0)}_{n \text{ times}} \cup \underbrace{(1, 1, \dots, 1)}_{n \text{ times}} | H_0\right) = \left(\frac{1}{2}\right)^{n-1},
\end{aligned}$$

which is exponentially decaying in n . As for P_D :

$$\begin{aligned} P_D &= \Pr(\hat{H} = H_1 | H_1) \\ &= \Pr\left(\underbrace{(0, 0, \dots, 0)}_{n \text{ times}} \cup \underbrace{(1, 1, \dots, 1)}_{n \text{ times}} | H_1\right) \\ &= 2 \left(\frac{\alpha}{2} + (1 - \alpha) \left(\frac{1}{2} \right)^n \right), \end{aligned}$$

which implies that

$$1 - P_D = (1 - \alpha) \left(1 - \left(\frac{1}{2} \right)^{n-1} \right),$$

converging to a positive constant as n goes to infinity and is clearly different in behavior from P_F at large values of n .

B. Example 2: The Beta-Binomial Distribution

Let

$$\begin{cases} H_0 : \{X_i\}_{i=1}^n \text{ IID } \sim \mathcal{B}\left(\frac{1}{2}\right) \\ H_1 : \mathcal{BB}(n, 1, 1), \text{ correlated} \end{cases}$$

where $\mathcal{BB}(n, \alpha, \beta)$ is the Beta-Binomial distribution with parameters $n \in \mathbb{N}$, and $\alpha, \beta > 0$ [11], [12]. Under the $\mathcal{BB}(n, \alpha, \beta)$ distribution, the probability of having i zeros among length- n sequences is equal to:

$$b_n(i) = \binom{n}{i} \frac{B(\alpha + i, n + \beta - i)}{B(\alpha, \beta)}, \quad (45)$$

where $B(\alpha, \beta)$ is the Beta function given in terms of the Gamma function as follows:

$$B(\alpha, \beta) = \frac{\Gamma(\alpha)\Gamma(\beta)}{\Gamma(\alpha + \beta)}.$$

In our case $\alpha = \beta = 1$, and $b_n(i)$ evaluates to:

$$\begin{aligned} b_n(i) &= \binom{n}{i} \frac{B(1 + i, n + 1 - i)}{B(1, 1)} = \binom{n}{i} \frac{i! (n - i)!}{(n + 1)!} \\ &= \frac{1}{n + 1}, \quad 0 \leq i \leq n. \end{aligned} \quad (46)$$

Under equal a priori probabilities $p_0 = p_1 = \frac{1}{2}$, the MAP detector is a ML one and will choose hypothesis H_1 whenever the length n sequence is more probable under H_1 than under H_0 . Let i be the number of zeros in a length- n sequence. Then, $\hat{H} = H_1$ whenever:

$$\begin{aligned} \frac{B(1 + i, n + 1 - i)}{B(1, 1)} &\geq \left(\frac{1}{2} \right)^n \\ \iff \frac{i! (n - i)!}{(n + 1)!} &\geq \left(\frac{1}{2} \right)^n \\ \iff \binom{n}{i} &\leq \frac{2^n}{n + 1}. \end{aligned} \quad (47)$$

We note that whenever there exists an index i satisfying equation (47), then $(n - i)$ will also satisfy (47). For the range $\lceil \frac{n}{2} \rceil \leq i \leq n$, let $i_0(n)$ be the smallest integer for which (47) is satisfied. For large n , we claim that:

$$\frac{i_0(n) - \frac{n}{2}}{\sqrt{n}} \sim c \sqrt{\ln n} \quad (48)$$

for $c = \frac{1}{2}$. Define $i^*(n) = \lceil \frac{n}{2} + c\sqrt{n \ln n} \rceil$. Since, for any $c > 0$, we have $|\frac{n}{2} - i^*(n)| = o(n^{\frac{2}{3}})$, then using Stirling's approximation for the binomial coefficient for large n and large i [13], we have:

$$\begin{aligned} \binom{n}{i^*(n)} &\sim \frac{2^n}{\sqrt{\frac{\pi}{2} n}} e^{-\frac{(n - 2i^*(n))^2}{2n}} \\ &\sim \sqrt{\frac{2}{\pi}} \frac{2^n}{n^{\frac{1}{2} + 2c^2}}. \end{aligned} \quad (49)$$

Equation (49) violates condition (47) whenever $c < \frac{1}{2}$ and satisfies it whenever $c \geq \frac{1}{2}$ thus proving our claim. For large n , we have

$$\begin{aligned}
P_F &= \Pr\left(\hat{H} = H_1 | H_0\right) \\
&= \left(\frac{1}{2}\right)^n 2 \sum_{i_0(n)}^n \binom{n}{i} \\
&= \left(\frac{1}{2}\right)^n \left(2^n - \sum_{n-i_0(n)+1}^{i_0(n)-1} \binom{n}{i}\right) \\
&\sim 1 - \sqrt{\frac{2}{\pi}} \frac{1}{\sqrt{n}} \sum_{n-i_0(n)+1}^{i_0(n)-1} e^{-\frac{(n-2i)^2}{2n}} \tag{50}
\end{aligned}$$

$$\sim 1 - \frac{2}{\sqrt{n}} \frac{1}{\sqrt{2\pi}} \int_{n-i_0(n)+1}^{i_0(n)-1} e^{-\frac{(n-2t)^2}{2n}} dt \tag{51}$$

$$= 1 - \left[Q\left(\frac{2i_0(n) - n - 2}{\sqrt{n}}\right) - Q\left(\frac{-2i_0(n) + n + 2}{\sqrt{n}}\right) \right] \tag{52}$$

$$\begin{aligned}
&= 2Q\left(\frac{2i_0(n) - n - 2}{\sqrt{n}}\right) \\
&\sim \sqrt{\frac{2}{\pi}} \frac{e^{-\frac{(2i_0(n) - n - 2)^2}{2n}}}{\frac{2i_0(n) - n - 2}{\sqrt{n}}} \tag{53}
\end{aligned}$$

$$\sim \sqrt{\frac{2}{\pi}} \frac{1}{\sqrt{n \ln n}}$$

where we used Stirling's approximation to write equation (50). Equation (51) is valid since $e^{-\frac{(n-2t)^2}{2n}} \sim \frac{1}{\sqrt{n}}$ is convex for $n - i_0(n) + 1 \leq t \leq i_0(n) - 1$, thus implying:

$$\begin{aligned}
&\int_{n-i_0(n)+1}^{i_0(n)-1} e^{-\frac{(n-2t)^2}{2n}} dt \\
&\leq \sum_{n-i_0(n)+1}^{i_0(n)-1} e^{-\frac{(n-2i)^2}{2n}} \leq \int_{n-i_0(n)}^{i_0(n)-1} e^{-\frac{(n-2t)^2}{2n}} dt,
\end{aligned}$$

with both the upper and lower bounds having the same asymptotic behavior. Equation (52) is due to the change of variable $u = \frac{2t-n}{\sqrt{n}}$ and equation (53) is justified by using the approximation in (25). The last equation is justified by equation (48). As for $1 - P_D$, we have

$$\begin{aligned}
1 - P_D &= \Pr\left(\hat{H} = H_0 | H_1\right) \\
&= \sum_{n-i_0(n)+1}^{i_0(n)-1} b_n(i) \\
&= \frac{1}{n+1} (2i_0(n) - n - 2), \\
&\sim \sqrt{\frac{\ln n}{n}} \tag{54}
\end{aligned}$$

where $b_n(i)$ is given in equation (46) and where we used equation (48) to write the last equation. Once more, P_F and $1 - P_D$ exhibit different asymptotic behaviors.

C. Example 3: Continuous Laws

Given $n \in \mathbb{N}$, $n \geq 3$, consider the following PDF over $[0, 1]^n$:

$$p_n(x^n) = \begin{cases} n - \sqrt{n}, & \text{if } \|x^n\|_\infty \leq n^{-1/n}, \\ \frac{\sqrt{n}}{n-1}, & \text{otherwise,} \end{cases}$$

where $\|x^n\|_\infty = \max_i |x_i|$. It can be easily verified that p_n is a valid PDF by noting that the volume of the set $\{x^n : \|x^n\|_\infty \leq n^{-1/n}\}$ is $\frac{1}{n}$.

Now, consider the following hypothesis testing problem:

$$\begin{cases} H_0 : \{X\}_{i=1}^n \text{ IID } \sim \mathcal{U}[0, 1], \\ H_1 : X^n \sim p_n(\cdot), \end{cases}$$

where $\mathcal{U}[0, 1]$ is the uniform law on the interval $[0, 1]$.

Assuming a prior uniform over H_0 and H_1 , the optimal ML decision rule yields

$$\|x^n\|_\infty \underset{H_0}{\overset{H_1}{\leq}} n^{-1/n}.$$

As such,

$$\begin{aligned} P_F &= \Pr(\hat{H} = H_1 | H_0) = \Pr(\|X^n\|_\infty \leq n^{-1/n} | H_0) \\ &= \frac{1}{n}. \end{aligned}$$

On the other hand,

$$\begin{aligned} 1 - P_D &= \Pr(\hat{H} = H_0 | H_1) \\ &= \Pr(\|X^n\|_\infty > n^{-1/n} | H_1) \\ &= \int_{\{\|x^n\|_\infty > n^{-1/n}\}} \frac{\sqrt{n}}{n-1} dx^n \\ &= \frac{\sqrt{n}}{n-1} \left(1 - \int_{\{\|x^n\|_\infty \leq n^{-1/n}\}} dx^n \right) \\ &= \frac{\sqrt{n}}{n-1} \left(1 - \frac{1}{n} \right) \\ &= \frac{1}{\sqrt{n}}, \end{aligned}$$

and the asymptotic behavior is clearly different from that of P_F .

APPENDIX C (1 - P_D)

In this appendix, we show the following technical result. We have

$$\begin{aligned} 1 - P_D &\geq \frac{1}{\sqrt{\pi}} \frac{\Gamma(\frac{n+1}{2})}{\Gamma(\frac{n}{2})} \sqrt{\frac{2}{n+1}} \left(\Gamma\left(\frac{1}{2}, \frac{n+1}{2r_2^2}\right) - \Gamma\left(\frac{1}{2}, \frac{n+1}{2r_1^2}\right) \right). \end{aligned} \quad (55)$$

Furthermore, under Regime (R-i), the following holds:

$$\begin{aligned} 1 - P_D &\sim \frac{1}{\sqrt{\pi}} \frac{\Gamma(\frac{n+1}{2})}{\Gamma(\frac{n}{2})} \sqrt{\frac{2}{n+1}} \left(\Gamma\left(\frac{1}{2}, \frac{n+1}{2r_2^2}\right) - \Gamma\left(\frac{1}{2}, \frac{n+1}{2r_1^2}\right) \right). \end{aligned} \quad (56)$$

To show (55), we use the expression of $1 - P_D$ as given by equation (11) and the fact that that $(1+u)^{-\frac{n+1}{2}} \geq e^{-\frac{n+1}{2}u}$ for $u \geq 0$, and we write:

$$\begin{aligned} 1 - P_D &= \frac{1}{\sqrt{\pi}} \frac{\Gamma(\frac{n+1}{2})}{\Gamma(\frac{n}{2})} \int_{\frac{1}{r_2^2}}^{\frac{1}{r_1^2}} (1+u)^{-\frac{n+1}{2}} u^{-\frac{1}{2}} du \\ &\geq \frac{1}{\sqrt{\pi}} \frac{\Gamma(\frac{n+1}{2})}{\Gamma(\frac{n}{2})} \int_{\frac{1}{r_2^2}}^{\frac{1}{r_1^2}} e^{-\frac{n+1}{2}u} u^{-\frac{1}{2}} du \\ &= \frac{1}{\sqrt{\pi}} \frac{\Gamma(\frac{n+1}{2})}{\Gamma(\frac{n}{2})} \sqrt{\frac{2}{n+1}} \left(\Gamma\left(\frac{1}{2}, \frac{n+1}{2r_2^2}\right) - \Gamma\left(\frac{1}{2}, \frac{n+1}{2r_1^2}\right) \right) \end{aligned}$$

where the last equation is due to the definition of the upper incomplete Gamma function. To further show (56), we note that under Regime (R-i) the following holds:

$$\begin{aligned}
& \lim_{n \rightarrow \infty} \frac{\frac{1}{\sqrt{\pi}} \frac{\Gamma(\frac{n+1}{2})}{\Gamma(\frac{n}{2})} \int_{\frac{1}{r_2^2}}^{\frac{1}{r_1^2}} (1+u)^{-\frac{n+1}{2}} u^{-\frac{1}{2}} du}{\frac{1}{\sqrt{\pi}} \frac{\Gamma(\frac{n+1}{2})}{\Gamma(\frac{n}{2})} \int_{\frac{1}{r_2^2}}^{\frac{1}{r_1^2}} e^{-\frac{n+1}{2}u} u^{-\frac{1}{2}} du} \\
&= \lim_{n \rightarrow \infty} \frac{\int_{\frac{1}{r_2^2}}^{\frac{1}{r_1^2}} e^{-\frac{n+1}{2}[\ln(1+u)-u]} e^{-\frac{n+1}{2}u} u^{-\frac{1}{2}} du}{\int_{\frac{1}{r_2^2}}^{\frac{1}{r_1^2}} e^{-\frac{n+1}{2}u} u^{-\frac{1}{2}} du} \\
&\leq \lim_{n \rightarrow \infty} e^{-\frac{n+1}{2} \left[\ln\left(1+\frac{1}{r_1^2}\right) - \frac{1}{r_1^2} \right]} \tag{57}
\end{aligned}$$

$$\begin{aligned}
&= \left[\lim_{n \rightarrow \infty} e^{-\frac{n+1}{2} \ln\left(1+\frac{1}{r_1^2}\right)} \right] \left[\lim_{n \rightarrow \infty} e^{\frac{n+1}{2} \frac{1}{r_1^2}} \right] \\
&= e^{-\frac{1}{\xi^2}} e^{\frac{1}{\xi^2}} = 1, \tag{58}
\end{aligned}$$

where in order to write equation (58), we used the fact that r_1^2 behaves according to equation (13) under Regime (R-i). Equation (57) holds true since $\ln(1+u) - u$ is non-increasing for $u \geq 0$.