

Artificial Intelligence for Public Health Surveillance in Africa: Applications and Opportunities

Jean Marie Tshimula^{1,2,3} Mitterrand Kalengayi⁴ Dieumeri Makenga³ Dorcas Lilonge³ Marius Asumani³
Déborah Madiya³ Élie Nkuba Kalonji⁴ Hugues Kanda¹ René Manassé Galekwa^{1,3,5} Josias Kumbu⁶
Hardy Mikese⁷ Grace Tshimula³ Jean Tshibangu Muabila^{1,8} Christian N. Mayemba¹ D'Jeff K. Nkashama^{1,2}
Kalonji Kalala^{1,9} Steve Ataky¹⁰ Tighana Wenge Basele^{1,3,11} Mbuyi Mukendi Didier^{1,3,12,13} Selain K. Kasereka³
Maximilien V. Dialufuma^{1,14} Godwill Ilunga Wa Kumwita¹⁵ Lionel Muyuku¹⁶ Jean-Paul Kimpesa¹⁷
Dominique Muteba¹⁸ Aaron Aruna Abedi¹⁸ Lambert Mukendi Ntobo¹⁹ Gloria M. Bundutidi²⁰
Désiré Kulimba Mashinda²¹ Emmanuel Kabengele Mpinga²² Nathanaël M. Kasoro³

Abstract

Artificial Intelligence (AI) is revolutionizing various fields, including public health surveillance. In Africa, where health systems frequently encounter challenges such as limited resources, inadequate infrastructure, failed health information systems and a shortage of skilled health professionals, AI offers a transformative opportunity. This paper investigates the applications of AI in public health surveillance across the continent, presenting successful case studies and examining the benefits, opportunities, and challenges of implementing AI technologies in African healthcare settings. Our paper highlights AI's potential to enhance disease monitoring and health outcomes, and support effective public health interventions. The findings presented in the paper demonstrate that AI can significantly improve the accuracy and timeliness of disease detection and prediction, optimize resource allocation, and facilitate targeted public health strategies. Additionally, our paper identified key barriers to the widespread adoption of AI in African public health systems and proposed actionable recommendations to overcome these challenges.

1 Introduction

The rapid advancement of artificial intelligence (AI) technologies has created significant opportunities for improving public health surveillance and

disease control across the globe. In Africa, where public health challenges are often compounded by resource limitations, and failed health information systems, AI presents a transformative potential for improving disease detection, prediction, and response. The continent faces a high burden of infectious diseases such as tuberculosis (TB), malaria, HIV/AIDS (*Human immunodeficiency virus / Acquired immunodeficiency syndrome*), and Ebola, alongside emerging health threats including the Zika virus and COVID-19. Traditional methods of disease surveillance and response, while valuable, often struggle to keep pace with the dynamic and complex epidemiological landscape (Mbunge and Batani, 2023; Worsley-Tonks et al., 2022).

AI's ability to analyze vast datasets from diverse sources such as electronic health records, social media, environmental sensors, and genomic data enables the identification of patterns and anomalies indicative of disease outbreaks. Machine learning techniques, including random forests, support vector machines, and deep learning models, have shown remarkable success in providing quicker and more accurate predictions compared to conventional methods (Wahl et al., 2018). These technologies not only facilitate targeted interventions but also improve the efficiency of healthcare delivery in resource-limited settings (Lamichhane and Neupane, 2022).

In sub-Saharan Africa, AI has shown considerable promise in improving TB detection and management. Various machine learning models were developed to predict TB incidences and drug resistance, and boost diagnosis accuracy through computer-aided detection systems (Siamba et al., 2023; Qin et al., 2024; Oloko-Oba and Viriri, 2022). These technological advancements are pivotal in tackling the region's high TB burden, as they enable early detection and ensure effective treatment, which are critical for controlling the spread of the disease (Kuang et al., 2022).

¹Groupe de Recherche de Prospection et Valorisation des Données (Greprovad)
²Department of Computer Science, Université de Sherbrooke, Canada ³Department of Mathematics, Statistics and Computer Science, University of Kinshasa, DRC
⁴University of Mbuji Mayi, DRC ⁵University of Klagenfurt, Austria ⁶Université Pédagogique Nationale, DRC ⁷Institut Supérieur Pédagogique de Kikwit, DRC
⁸LISV-UVSQ, Université Paris-Saclay, France ⁹EECS, University of Ottawa, Canada
¹⁰SyntheseAI Inc., Canada ¹¹Karlstad University, Sweden ¹²Biomedical Research Unit, Hospital Monkole, Kinshasa, DRC ¹³University of Florida, USA ¹⁴Montreal Behavioural Medicine Centre, Centre Intégré Universitaire de Santé et Services Sociaux du Nord-de-l'Île-de-Montréal (CIUSSS-NIM), Canada ¹⁵Université Nouveaux Horizons, DRC ¹⁶University of Lorraine, France ¹⁷Centre Mère et Enfants de Barumbu and Ministry of Public Health of the DRC ¹⁸Centre National d'Intelligence Épidémiologique (CNIÉP), Direction of Epidemiological Surveillance, Ministry of Public Health of the DRC ¹⁹Programme National de Lutte Contre la Trypanosomiase Humaine Africaine (PNLTHA), Direction of Epidemiological Surveillance, Ministry of Public Health of the DRC ²⁰Graduate School of Biomedical Sciences, Nagasaki University, Japan ²¹School of Public Health, University of Kinshasa, DRC ²²Institute of Global Health, Faculty of Medicine, University of Geneva, Switzerland. Correspondence email: jeanmarie.tshimula@unikin.ac.cd and christian.mayemba@greprovad.org

In the context of HIV detection and prediction, AI has demonstrated significant promise in sub-Saharan Africa. Studies leveraging algorithms like XGBoost and artificial neural networks have achieved high accuracy in identifying HIV-positive individuals and predicting drug resistance mutations (Mutai et al., 2021; Ebulue et al., 2024a). This capability is crucial for developing personalized treatment plans and optimizing the allocation of healthcare resources. Similarly, predictive models for diseases such as cholera and Ebola have integrated socioeconomic, environmental, and climatic data to achieve high accuracy and inform public health strategies and resource allocation (Zheng et al., 2022; Charnley et al., 2022; Kaseya et al., 2024; Siettos et al., 2015; Zhang et al., 2015; Colubri et al., 2019; Hwang and Shaw, 2023).

Figure 1 displays AI applications for public health and demonstrates the diverse and multifaceted roles AI can play in enhancing public health infrastructure, improving data management, supporting epidemiological research, optimizing resource allocation, fostering effective health communication, aiding policy development, facilitating remote healthcare delivery, and promoting health equity across African regions. The application of AI extends beyond infectious disease surveillance to real-time monitoring of various health conditions. For instance, AI-powered tools have been used in influenza surveillance, integrating Google search data with historical illness data to improve prediction accuracy (Nsoesie et al., 2021; Olukanmi et al., 2021; Steffen et al., 2012). In the realm of vector-borne diseases, machine learning models have been developed to predict malaria prevalence based on climatic factors and achieve significant accuracy across different African regions (Ileperuma et al., 2023; Mariki et al., 2022; Hemachandran et al., 2023; Nkiruka et al., 2021; Masinde, 2020). These models facilitate timely interventions by forecasting outbreaks and identifying high-risk zones.

Moreover, AI-driven tools have revolutionized poliovirus surveillance in Africa and significantly improved the detection and reporting of acute flaccid paralysis cases. Geographic information systems combined with AI algorithms have improved real-time mapping and analysis of polio cases, vaccination coverage, and population movements, optimizing resource allocation for vaccination campaigns (Shuaib et al., 2018; Kamadjeu, 2009; Dougherty et al., 2019; Hamisu et al., 2022). These systems contribute to the improvement of

polio surveillance and eradication efforts.

Mental health monitoring is another area where AI has shown potential, particularly in identifying predictors of mental health disorders among healthcare workers and the general population. Machine learning algorithms have been employed to predict depression, anxiety, and stress, and identify other signals relevant to mental health for implementing targeted interventions and providing mental health care (Njoroge et al., 2023; Alharahsheh and Abdullah, 2021; Ugar and Malele, 2024; Kemp et al., 2020; Mokhele et al., 2019; Commander et al., 2020; Bantjes et al., 2016; Bigna et al., 2019; Amu et al., 2021; Ojagbemi et al., 2022; Saal et al., 2018; Ademola et al., 2019; Simbayi et al., 2007; Khumalo et al., 2022; Muhammed et al., 2017; Kaputu-Kalala-Malu et al., 2021).

Tropical disease diagnosis has seen significant advancements in machine learning applications. Diseases like dengue fever, malaria, and tuberculosis, particularly vector-borne illnesses, have been the primary focus of many studies in this field. However, a common challenge persists: the lack of comprehensive data, which impacts the models' generalizability and effectiveness (Attai et al., 2022). To improve the reliability of machine learning in tropical disease diagnosis, there is a pressing need for more extensive and diverse datasets.

Unlike AI-based methods, traditional surveillance systems often rely on health professionals to report infections, a process that can be slow and labor-intensive, especially in low-income countries with weak health systems. AI can overcome these limitations by providing real-time data processing, reducing the time lag between the onset of an epidemic and its detection. This early detection capability is crucial for implementing timely interventions, such as case isolation and contact tracing, which can significantly curb the spread of diseases. AI-based epidemic intelligence systems such as ProMED-mail, HealthMap, Epidemic Intelligence from Open Sources (EIOS), BlueDot, Metabiota, the Global Biosurveillance Portal, EpiTweetr, and EPIWATCH, have demonstrated the ability to filter and curate data from diverse sources, which derive signals relevant to early epidemic detection and response (MacIntyre et al., 2023).

This paper investigates the diverse applications of AI in public health surveillance across Africa, highlights successful case studies, and identifies opportunities for further innovation. Specifically, this paper aims to answer two key research questions:



Figure 1: Taxonomy of AI applications for public health.

RQ1: How can artificial intelligence improve disease detection, prediction, and surveillance in public health in low-resource regions? **RQ2:** What are the key challenges and barriers to implementing AI technologies in public health systems in low-resource regions, and what strategies can overcome these challenges?.

The integration of AI-driven predictive models into public health systems can significantly improve disease outbreak preparedness and response, ultimately save lives and reduce the disease burden. While there are numerous public health concerns in Africa, this paper focuses exclusively on the following: *HIV, cholera, Ebola, measles, tuberculosis, influenza, Zika virus, COVID-19, malaria, poliovirus, and mental health.*

The remainder of this work is organized as follows. Section §2 discusses the applications of artificial intelligence in public health surveillance and highlights various case studies and methodologies. Section §3 focuses on the opportunities presented by AI for improving healthcare delivery and disease monitoring. Section §4 examines the challenges and barriers to implementing AI technologies in low-resource settings, and addresses the ethical considerations surrounding the use of AI in public health. Section §5 provides a discussion on the implications of AI integration in public health systems. Section §6 explores future directions for research and development in this field. Finally, Section §7 concludes the paper with reflections

on the potential of AI to revolutionize public health surveillance and improve health outcomes in low-resource regions.

2 Applications of AI in public health surveillance

Artificial Intelligence (AI) revolutionizes public health surveillance by improving disease detection and prediction capabilities, as well as real-time surveillance and reporting. In this paper, we categorize the applications of AI in public health into two main areas (Figure 2): disease detection and prediction (§2.1, Table 1, Figure 3), and real-time surveillance and reporting (§2.2, Table 2, Figure 4). In the following sections, we investigate these applications in detail and examine advancements and the impact of AI on public health strategies in Africa and beyond (RQ1).

2.1 Disease detection and prediction

AI's potential to revolutionize disease detection and prediction is evident through its application in analyzing vast datasets from sources like electronic health records, social media, and environmental sensors. Machine learning algorithms can help identify patterns and anomalies indicative of disease outbreaks, and provide quicker and more accurate predictions than traditional methods. For instance, in HIV detection and prediction, machine learning has demonstrated significant promise in sub-Saharan Africa. Machine learning models

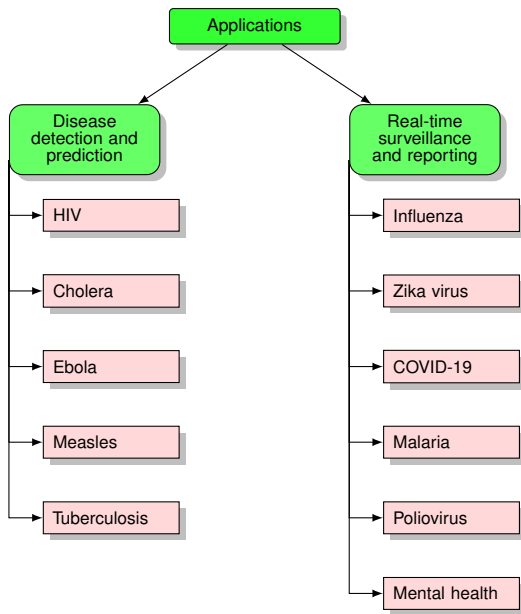


Figure 2: Applications of AI in public health surveillance discussed in this paper.

helped identify HIV-positive individuals and predict drug resistance mutations with high accuracy (Mutai et al., 2021; Ebulue et al., 2024a) (§2.1.1). Additionally, machine learning models have been developed to predict HIV outbreaks by identifying high-risk populations, and improving retention and viral load suppression in HIV treatment programs demographic data, and biological data from screenings (Xu et al., 2022b; Powers et al., 2018; Maskew et al., 2022). This predictive capability is crucial for public health authorities to efficiently allocate resources and implement targeted interventions (Chikusi, 2022; Tim, 2006; Oladokun, 2019; Ebulue et al., 2024b; Alie and Negesse, 2024; Roche et al., 2024).

Similarly, machine learning techniques have been employed to predict and monitor cholera and Ebola outbreaks (§2.1.2, §2.1.3). In sub-Saharan Africa, predictive models for cholera outbreaks have achieved remarkable accuracy by integrating socioeconomic, environmental, and climatic data (Zheng et al., 2022; Charnley et al., 2022; Kaseya et al., 2024). These models have informed public health strategies and resource allocation, particularly in regions vulnerable to cholera due to inadequate sanitation and water access (Ahmad et al., 2024; Buechner, 2024; Leo et al., 2019). For Ebola, machine learning models have utilized patient data, geodemographics, and environmental factors to predict outbreaks and assess intervention effectiveness (Siettos et al., 2015; Zhang et al., 2015; Colubri

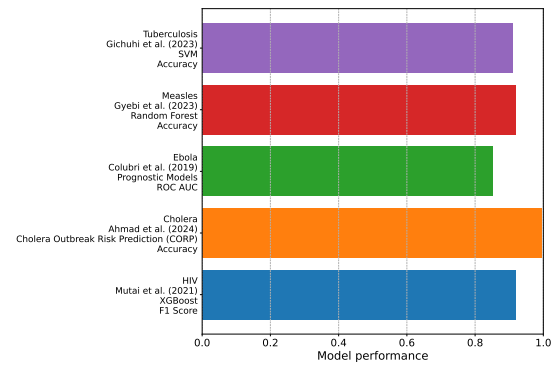


Figure 3: Performance metrics of best models per disease for Disease prediction and detection. Note that *y-axis* indicates *Disease + Authors + Model + Metric*.

et al., 2019). These approaches have facilitated early detection, timely interventions, and improved outbreak management (Hwang and Shaw, 2023; Pigott et al., 2014; Viboud et al., 2018; Buscema et al., 2020). Machine learning’s ability to analyze complex data and generate accurate predictions is also being explored for other diseases like measles (§2.1.4), where predictive models have demonstrated potential in enhancing surveillance and immunization strategies across various African countries (Gyebi et al., 2023; Michael et al., 2024; Nsubuga et al., 2017; Leung and Ferrari, 2024; Thakkar et al., 2024). Integrating AI-driven predictive models into public health systems can significantly improve disease outbreak preparedness and response, and save lives and reduce disease burden.

For tuberculosis, machine learning models have improved detection and diagnosis accuracy, and predicted incidences and drug resistance in sub-Saharan Africa (Siamba et al., 2023; Qin et al., 2024; Oloko-Oba and Viriri, 2022) (§2.1.5). These advancements are vital for early detection and effective treatment of tuberculosis, helping to control its spread (Kuang et al., 2022).

2.1.1 HIV detection and prediction

The application of machine learning in HIV detection and prediction has garnered significant attention, particularly in sub-Saharan Africa, where the HIV epidemic remains a critical public health challenge. Various studies have explored the potential of machine learning techniques to improve HIV prevention and intervention strategies.

Mutai et al. (2021) utilized machine learning algorithms to identify HIV predictors using socio-behavioral data from the Population-based HIV Impact Assessment (PHIA) surveys conducted in

Table 1: Summary of AI Applications in Disease Detection and Prediction

Authors	Model	Disease	Country	Application	Case Study Description
Mutai et al. (2021)	XGBoost	HIV	Sub-Saharan Africa	HIV detection	Used socio-behavioral data to improve HIV-positive identification with high accuracy.
Ebulue et al. (2024a)	Deep learning, ensemble	HIV	Sub-Saharan Africa	HIV drug resistance prediction	Leveraged genomic data to predict HIV drug resistance mutations, enhancing personalized medicine.
Xu et al. (2022b)	Machine learning	HIV	Sub-Saharan Africa	HIV risk prediction	Discussed the benefits and limitations of machine learning for accurate HIV risk prediction.
Powers et al. (2018)	Logistic regression	HIV	Sub-Saharan Africa	HIV high viremia prediction	Developed risk score algorithms to identify individuals at risk of extended high viremia.
Maskew et al. (2022)	Logistic regression, RF, AdaBoost	HIV	South Africa	HIV treatment program outcomes	Predicted retention and viral load suppression in HIV treatment programs using patient-level data.
Chikusi (2022)	Random Forest, XGBoost, ANN	HIV	Tanzania	HIV index testing	Improved prediction and visualization of HIV index testing using machine learning models.
Tim (2006)	Artificial Neural Network	HIV	South Africa	HIV status classification	Used demographic data to classify HIV status with high accuracy.
Oladokun (2019)	Decision Tree, Logistic Regression	HIV	South Africa	HIV status prediction	Compared machine learning models for predicting HIV status based on demographic data.
Ebulue et al. (2024b)	Machine learning	HIV	Sub-Saharan Africa	HIV outbreak prediction	Forecasted HIV outbreaks by identifying high-risk populations using demographic and epidemiological data.
Alie and Negesse (2024)	J48 Decision Tree	HIV	Ethiopia	Adolescent HIV testing prediction	Analyzed adolescent data to predict HIV testing behaviors with high accuracy.
Roche et al. (2024)	AI algorithm	HIV	Kenya	HIV self-test result interpretation	Improved quality assurance of HIV self-tests by comparing AI interpretations with human interpretations.
Zheng et al. (2022)	Machine learning	Cholera	Sub-Saharan Africa	Cholera outbreak prediction	Analyzed outbreak data to predict and monitor cholera outbreaks across 25 countries.
Charmley et al. (2022)	Generalized Linear Models	Cholera	Africa	Cholera outbreak risk assessment	Linked drought and environmental factors to cholera outbreak risks.
Kaseya et al. (2024)	Machine learning	Cholera	Southern Africa	Cholera prevention and control	Developed strategies incorporating climatic effects to manage cholera outbreaks.
Ahmad et al. (2024)	Machine learning	Cholera	Nigeria	Cholera outbreak risk prediction	Developed a highly accurate Cholera Outbreak Risk Prediction model.
Leo et al. (2019)	XGBoost	Cholera	Tanzania	Cholera outbreak prediction	Linked seasonal weather changes to cholera outbreaks, achieving high prediction accuracy.
Stietto et al. (2015)	Agent-based simulations	Ebola	West Africa	Ebola epidemic dynamics	Modeled the 2014 Ebola virus epidemic, emphasizing intervention impacts.
Zhang et al. (2015)	Machine learning	Ebola	West Africa	Ebola outbreak prediction	Predicted Ebola outbreaks using large-scale simulations based on geodemographics.
Colubri et al. (2019)	Prognostic models	Ebola	Liberia, Sierra Leone	Ebola death likelihood prediction	Developed models to predict death likelihood during the 2014-16 outbreak.
Pigott et al. (2014)	Species distribution models	Ebola	Central and West Africa	Ebola zoonotic niche mapping	Mapped the zoonotic niche of EVD across 22 countries, identifying at-risk regions.
Gyebi et al. (2023)	Random Forest	Measles	Ghana	Measles case prediction	Compared machine learning techniques for predicting measles cases, with Random Forest showing superior results.
Nsubuga et al. (2017)	Case-based surveillance	Measles	Uganda	Measles surveillance evaluation	Assessed the effectiveness of measles surveillance, highlighting the need for robust data collection.
Leung and Ferrari (2024)	Dynamic model	Measles	Africa	Measles reporting rate and incidence estimation	Combined clinical and diagnostic data to estimate measles incidence under varying vaccination coverages.
Thakkar et al. (2024)	Transmission model	Measles	Somalia	Measles vaccination impact assessment	Evaluated the impact of vaccination campaigns on measles incidence and mortality.
Jahanbin et al. (2024)	LSTM	Measles	South Africa	Measles social media analysis	Analyzed social media data to understand public sentiment and outbreak patterns.
Maradze et al. (2021)	ANN	Measles	Djibouti	Measles immunization rate forecasting	Forecasted child immunization rates using an ANN model.
Doshi et al. (2015)	Integrated Disease Surveillance	Measles	DRC	Measles immunization impact assessment	Assessed the impact of immunization activities on measles incidence.
Fatiregun et al. (2014)	Trend analysis	Measles	Nigeria	Measles infection trends	Analyzed seasonal peaks and projected trends in measles infections.
Ferrari et al. (2008)	Stochastic metapopulation model	Measles	Niger	Measles outbreak dynamics	Studied the episodic nature of measles outbreaks and the impact of vaccination.
Graham et al. (2018)	Statistical methods	Measles	Guinea	Measles outbreak simulation	Modeled measles outbreak following the Ebola crisis and the impact of vaccination campaigns.
Eilertson et al. (2019)	State-space model	Measles	Niger, Ethiopia, DRC	Measles transmission prediction	Developed a model to predict measles cases and underreporting rates.
Uyar et al. (2019)	GA-based RFNN	Measles	Ethiopia	Measles case prediction	Compared GA-based RFNN and ANFIS for predicting monthly measles cases.
James et al. (2022)	Deterministic model	Measles	Nigeria	Measles transmission dynamics	Studied the impact of vaccination and hospitalization rates on measles transmission.
Akinbobola and Hamisu (2018)	Poisson regression, ARIMA	Measles	Nigeria	Weather impact on measles incidence	Analyzed the relationship between weather variables and measles incidence.
Goodson et al. (2011)	Statistical analysis	Measles	Africa	Measles vaccination coverage	Examined the correlation between vaccination coverage and measles case age distribution.
Szusz et al. (2010)	Review	Measles	Low-income countries	Measles transmission modeling	Reviewed epidemiology data essential for dynamic models of measles transmission.
Bishai et al. (2011)	Dynamic stochastic model	Measles	Uganda	Cost-effectiveness of SIAs	Evaluated the cost-effectiveness of supplementary immunization activities.
Parpia et al. (2020)	Multivariate time-series models	Measles	Cameroon	Spatial dynamics of measles outbreak	Characterized spatial heterogeneity in vaccination coverage and transmission patterns.
Lee et al. (2019)	Compartment model	Measles	Kenya	Measles immunization outreach strategy	Evaluated the economic benefits of a two-dose immunization strategy for hard-to-reach children.
Siamba et al. (2023)	ARIMA, hybrid ARIMA	Tuberculosis	Kenya	TB incidence prediction	Applied ARIMA and hybrid ARIMA models to predict TB incidences among children, demonstrating significant under-reporting.
Ojugo and Nwankwo (2021)	Bayesian networks	Tuberculosis	Nigeria	TB diagnosis	Developed a decision-making framework using Bayesian networks to predict TB cases with high accuracy.
Sekandi et al. (2023)	3D ResNet	Tuberculosis	Uganda	TB medication adherence	Evaluated self-recorded medication intake videos with a 3D ResNet model for real-time monitoring of TB medication adherence.
Gichuhi et al. (2023)	SVM, classification algorithms	Tuberculosis	Uganda	TB treatment non-adherence	Identified individual risk factors for TB treatment non-adherence using five classification algorithms, with SVM achieving highest accuracy.
Oshimbi et al. (2023)	Deterministic model	Tuberculosis	East Africa	TB impact analysis	Developed a mathematical model to study the impact of vaccination and treatment strategies on TB prevalence.

four sub-Saharan African countries. Their study applied the XGBoost algorithm, which significantly improved the identification of HIV-positive individuals with an F1 score of 90% for males and 92% for females. The key predictive features included age,

relationship with the family head, education level, and wealth quintile. This approach demonstrated the potential of machine learning to facilitate targeted screening interventions.

Similarly, Ebulue et al. (2024a) proposed a novel

framework leveraging genomic data and AI to predict HIV drug resistance mutations. The research emphasizes the need for innovative strategies to manage and anticipate resistance mutations to optimize antiretroviral therapy. Integrating genomic data from HIV-infected individuals with AI algorithms, they aimed to identify genetic variations linked to drug resistance, enhancing personalized medicine in HIV care. The model training employed machine learning techniques like deep learning and ensemble methods, validated through cross-validation and independent testing. Incorporating clinical data such as treatment history and viral load improved the predictive accuracy of the models, potentially enabling clinicians to tailor treatment plans based on individual genetic profiles.

Another study by [Xu et al. \(2022b\)](#) highlighted the role of machine learning in HIV risk prediction. The authors discussed the benefits and limitations of using machine learning for HIV risk prediction, and they emphasized the importance of accurate and granular risk prediction for directing HIV testing campaigns and pre-exposure prophylaxis (PrEP) prescriptions. The study underscored the utility of machine learning in capturing complex interactions within data, which is crucial for effective HIV risk prediction in both high-income and resource-limited settings.

[Powers et al. \(2018\)](#) developed predictive models for identifying newly HIV-infected individuals at risk of extended high viremia (EHV) in sub-Saharan Africa. The researchers used logistic regression to create risk score algorithms based on clinical, demographic, and laboratory indicators, including sex, age, number of acute retroviral syndrome (ARS) symptoms, CD4 count, and viral load at diagnosis. The models showed excellent performance with a c-statistic of 0.80 in the overall population and similar values within specific HIV-1 subtypes (A, C, and D). The final models effectively predicted EHV with high sensitivity (85%) and moderate specificity (61%). These results suggest that simple risk score algorithms can reliably identify individuals likely to sustain high viral loads if treatment is delayed.

Additionally, [Maskew et al. \(2022\)](#) utilized machine learning algorithms on anonymized patient-level data from HIV treatment programs in South Africa. The study aimed to predict two outcomes: retention (defined as attending the next scheduled clinic visit within 28 days) and viral load (VL) suppression. The dataset included demographic,

clinical, behavioral, and laboratory data from 2016 to 2018. Three classification algorithms were evaluated: logistic regression, random forest, and Adaboost. The study found that the model's predictive accuracy, measured by the area under the curve (AUC), ranged from 0.69 for retention to 0.76 for VL suppression. The predictors included prior late visits, the number of prior VL tests, and the duration on treatment. The results indicated that machine learning could effectively identify patients at risk of disengagement and unsuppressed VL. This capability could potentially improve targeted interventions and resource allocation in HIV treatment programs.

[Chikusi \(2022\)](#) focused on developing a machine learning model to improve the prediction and visualization of HIV index testing. The research gathered data from the Kilimanjaro, Arusha, and Manyara regions, comprising 6346 samples with 11 features. The dataset was split into training (5075 samples) and testing sets (1270 samples) and subjected to Random Forest (RF), XGBoost, and Artificial Neural Networks (ANN) algorithms. The RF algorithm demonstrated the lowest mean absolute error (MAE) at 1.1261, indicating superior performance compared to XGBoost (MAE of 1.2340) and ANN (MAE of 1.1268). Data visualization revealed that females (82.6%) are more likely to test for HIV than males (17.4%), with higher instances of partner listing in Kilimanjaro. The study underscores the potential of machine learning in predicting and visualizing HIV index testing, providing decision-makers with a tool to devise effective interventions to curb HIV spread.

[Tim \(2006\)](#) investigated the use of artificial neural networks to classify HIV status based on demographic data from South African antenatal surveys. The key inputs to the neural network included age, gravidity, parity, race, and location, while the output was the binary classification of HIV status. A multilayer perceptron with a logistic activation function was trained using a cross-entropy error function to provide a probabilistic output. The neural network achieved an accuracy of 88% in predicting HIV status, with an area under the ROC curve (AUC) of 0.85, indicating high sensitivity (85%) and specificity (80%). The study also explored the impact of missing data by training an auto-associative neural network to approximate missing values and then using global optimization methods to fill in these gaps. Results showed that the inclusion of imputed data improved the prediction

accuracy, with AUC improving to 0.87.

In another study, [Oladokun \(2019\)](#) investigated the efficacy of machine learning models in predicting HIV status based on demographic data. Using data from the 2016 DHS survey involving 7808 women aged 15-49 in South Africa, the study compared the performance of a decision tree model and logistic regression. Results indicated that the logistic regression model outperformed the decision tree model with a testing accuracy of 68.03% compared to 63.93% for the decision tree. The area under the curve (AUC) for the ROC curve was 0.682 for logistic regression and 0.652 for the decision tree.

[Ebulue et al. \(2024b\)](#) examined the effectiveness of machine learning in forecasting HIV outbreaks in regions highly impacted by the epidemic. The authors highlighted the potential of machine learning models to accurately identify patterns and trends in HIV data, leveraging demographic, epidemiological, and behavioral data to predict high-risk populations and geographical areas. This predictive capability is crucial for public health authorities to efficiently allocate resources and implement targeted interventions. The study acknowledged challenges such as data quality issues and the complexity of HIV transmission dynamics, suggesting that integrating multiple data sources and employing advanced machine learning techniques can improve model robustness.

Focusing on adolescent HIV testing, [Alie and Negesse \(2024\)](#) utilized machine learning techniques to analyze data from 4502 adolescents in Ethiopia. They found the J48 decision tree algorithm to be the most effective, with an accuracy of 81.29% and an ROC curve of 86.3%. The key predictors included age, knowledge of HIV testing locations, age at first sexual encounter, recent sexual activity, and exposure to family planning.

[Roche et al. \(2024\)](#) evaluated the effectiveness of an AI algorithm in interpreting HIV self-test (HIVST) results. Conducted in Kisumu, Kenya, the study enrolled 1500 participants who used blood-based HIVST kits at private pharmacies. The AI algorithm's results were compared against interpretations by pharmacy clients, providers, and an expert panel. The AI algorithm achieved a perfect sensitivity (100%) and negative predictive value (100%), with a specificity of 98.8%. In contrast, pharmacy clients and providers showed slightly lower sensitivity but perfect specificity and positive predictive value. The study concluded that AI could improve the quality assurance of HIVST,

particularly in reducing false negatives, and highlighted the potential for AI to support differentiated HIV service delivery models.

2.1.2 Cholera outbreaks

Cholera outbreaks remain a significant public health concern in Africa, particularly in regions with inadequate sanitation and unreliable access to clean water. Researchers have explored the application of machine learning techniques to predict and monitor cholera outbreaks, with notable successes. A comprehensive study analyzing cholera outbreaks in sub-Saharan Africa from 2010 to 2019 identified 999 suspected cholera outbreaks across 25 countries ([Zheng et al., 2022](#)). The median attack rate was 0.8 per 1000 people, with a median epidemic duration of 13 weeks. Interestingly, larger attack rates were associated with longer outbreak durations but lower case fatality risks.

Several socioeconomic and environmental factors contribute to the persistence of cholera in Africa. Drought, poor access to water, marginalization of refugees and nomadic populations, expansion of informal urban settlements, and demographic risks are significant contributors to cholera outbreaks ([Charnley et al., 2022](#)). Climate change may exacerbate these risks by altering precipitation patterns and increasing the frequency of extreme weather events. Recent data from January 2023 to January 2024 reveal that 19 African countries reported cholera outbreaks, resulting in 252,934 cases and 4,187 deaths ([Kaseya et al., 2024](#)). The southern Africa region has been particularly affected, with countries like Zambia and South Africa reporting high case fatality rates.

To address these challenges, African countries and regional bodies have taken steps to prioritize cholera prevention and control. The Southern Africa Development Community (SADC) has recommended that member states develop multi-sectoral response plans incorporating climatic effects on cholera re-emergence ([Kaseya et al., 2024](#)). Enhancing drought diplomacy, including multi-country drought response plans and water agreements, could improve water management and resource sharing during droughts and subsequent outbreaks.

Machine learning techniques have shown great promise in cholera outbreak prediction and monitoring. For example, a study in Nigeria developed a Cholera Outbreak Risk Prediction (CORP) model using machine learning techniques, and CORP

achieved an accuracy of 99.62% (Ahmad et al., 2024). Similarly, UNICEF has leveraged AI to combat cholera in African countries, including the Democratic Republic of the Congo, Malawi, Mozambique, Zambia, and Zimbabwe (Buechner, 2024).

In Tanzania, Leo et al. (2019) developed a machine learning model to predict cholera outbreaks by linking them to seasonal weather changes. Using adaptive synthetic sampling approach (ADASYN) for oversampling and principal component analysis (PCA) for dimensionality reduction, the XGBoost classifier emerged as the best performer and achieved a balanced accuracy score of 0.767 ± 0.09 . In coastal India, Campbell et al. (2020) used a Random Forest classifier model trained on atmospheric, terrestrial, and oceanic satellite-derived essential climate variables, and achieved an accuracy of 0.99.

Machine learning applications in cholera outbreak prediction are not limited to Africa. Studies in Yemen and Bangladesh have also demonstrated the potential of AI for cholera outbreak prediction (Usmani et al., 2023; Campbell et al., 2020; Emch et al., 2008; Leo, 2022). These approaches highlight the versatility and adaptability of machine learning models across different geographic contexts.

Further research has focused on integrating various data sources and modeling techniques to improve prediction accuracy. Onyijen et al. (2023) investigated machine learning algorithms to predict cholera outbreaks in West Africa, finding that the decision tree model exhibited the highest accuracy at 99.8%. Leo (2020) developed a machine learning model to predict cholera outbreaks by integrating weather and health data, and achieved an overall accuracy of 78.5% with an ensemble method.

The use of social media data has also been explored. Jideani and Gerber (2024) examined emotions expressed in social media posts about the cholera outbreak in Hammanskraal, South Africa, using various machine learning models. The LSTM model outperformed others and yielded a classification accuracy of 76%.

Several studies have highlighted the limitations of traditional models in predicting cholera outbreaks. Usmani et al. (2021) emphasized the need for comprehensive models that account for both epidemic and endemic cholera dynamics. Fleming et al. (2007) described the development of an early warning prototype tool using GIS and fuzzy

logic, while Nkwayep et al. (2024) presented a detailed analysis of cholera transmission dynamics in Cameroon.

The integration of Internet of things (IoT) and AI technologies has also shown potential in cholera prediction. Ogore et al. (2021) proposed an offline edge AI device for rural water taps and achieved a 94% accuracy rate with an SVM model. Additionally, Charnley et al. (2021) investigated the association between drought and cholera outbreaks across Africa, using generalized linear models to predict cholera outbreaks.

Overall, reducing population vulnerability through poverty alleviation and improving water, sanitation, and hygiene (WASH) services are crucial steps in mitigating cholera outbreaks. Strengthening health systems and increasing research on drought-related health impacts are essential for effectively addressing the persistent cholera burden in Africa.

2.1.3 Ebola prediction

Ebola virus disease (EVD) has been a significant public health concern in Africa, particularly in sub-Saharan regions. The use of machine learning techniques in predicting and monitoring Ebola outbreaks has gained attention in recent years. Various studies have developed models to assist in early detection, prediction, and response to EVD outbreaks.

One study by Siettos et al. (2015) focused on modeling the 2014 Ebola virus epidemic in West Africa using agent-based simulations and temporal analysis. The researchers characterized and predicted epidemic dynamics in Liberia and Sierra Leone, and emphasize the impact of interventions and human behavior on controlling the virus spread. Similarly, researchers in Beijing in China utilized large-scale machine learning in an artificial society to predict the Ebola outbreak by reconstructing an artificial Beijing based on geodemographics and optimizing behaviors using machine learning techniques. This study involved building Ebola propagation models based on West African parameters to analyze the epidemic scenarios and propose interventions (Zhang et al., 2015).

In another significant effort, machine-learning prognostic models were developed using patient data from the 2014-16 outbreak in Liberia and Sierra Leone. These models, which incorporated variables such as viral load and age, were designed to predict the likelihood of death. An application

called Ebola Care Guidelines was also created to provide access to evidence-based supportive care guidelines and highlight key prognostic signs and symptoms (Colubri et al., 2019).

ProPublica developed a machine learning model to predict future Ebola outbreaks using satellite image data on forest loss. The model identified at-risk areas in Africa based on factors such as wildlife presence, forest fragmentation, and population density, and the model revealed regions resembling previously affected places (Hwang and Shaw, 2023). Concurrently, Pigott et al. (2014) mapped the zoonotic niche of EVD in Africa using species distribution models. This study compiled data on zoonotic transmissions, infections in bats and primates, and environmental covariates, and predicted a zoonotic transmission niche across 22 countries in Central and West Africa.

In a systematic comparison of different modeling approaches, Viboud et al. (2018) highlighted the performance of various models in predicting synthetic Ebola outbreak scenarios. Ensemble predictions based on a Bayesian average of multiple models outperformed individual models and null autoregressive models. This finding emphasized the utility of simple reactive models with few parameters for short-term incidence predictions. Complementing these efforts, Buscema et al. (2020) used three distinct algorithms—Topological Weighted Centroid (TWC), Dynamic Naive Bayesian (DNB) Algorithm, and Selfie Artificial Neural Network (ANN)—to analyze Ebola outbreaks. These methods accurately predicted the origins and diffusion of outbreaks, confirmed by WHO data.

Wong et al. (2017) reviewed early modeling studies of the 2013-2016 Ebola epidemic in West Africa, focusing on Sierra Leone, Liberia, Guinea, and Nigeria. The review included 41 studies using various modeling approaches to estimate epidemiological parameters such as the basic reproductive number (R_0), serial interval, latent period, infectious period, and case fatality rate. Median R_0 values ranged from 1.30 to 1.84 in Sierra Leone, Liberia, and Guinea, with a notably higher R_0 of 9.01 in Nigeria.

Chretien et al. (2015) provided an extensive review of 66 mathematical modeling studies published during the 2013-2015 West Africa Ebola epidemic. The study addressed uncertainties such as the basic reproduction number (R_0), intervention effectiveness, epidemic forecasting, regional spread, phylogenetics, and vaccine trial feasibility.

In a similar vein, Tshomba et al. (2022) aimed to improve decision-making for isolating suspected EVD cases at triage points during outbreaks. Using data from the Democratic Republic of the Congo (DRC) EVD outbreak, they developed and evaluated Clinical Prediction Scores (CPS and ECPS), with the ECPS showing superior performance (ROC AUC of 0.88) compared to CPS (ROC AUC of 0.71).

Forecasting efforts included Carias et al. (2019), who analyzed 26 manuscripts published between 2014 and April 2015, focusing on models forecasting the Ebola outbreak in Liberia, Guinea, and Sierra Leone. Forecasted case counts varied widely, with more accurate predictions for short-term periods. Additionally, Wang and Zhong (2015) provided real-time estimations of critical parameters for the Ebola outbreak in West Africa using a numerical fitting model. They estimated R_0 values and final outbreak sizes for Guinea, Liberia, and Sierra Leone.

Hranac et al. (2019) investigated the correlation between bat birthing cycles and EVD spillover events, using ensemble niche models to predict spatio-temporal variations in African bat birthing patterns. This study identified significant correlations between bat birth cycles and EVD spillover risk. Loubet et al. (2016) aimed to create a predictive score for EVD using clinical and epidemiological factors, demonstrating an AUC of 0.85 for predicting laboratory-confirmed EVD.

2.1.4 Measles surveillance

Machine learning has demonstrated promising results in predicting measles cases in Africa. For instance, in Ghana, a study by Gyebi et al. (2023) compared the performance of five machine learning techniques—Naive Bayes, Random Forest, Decision Trees, Support Vector Machines, and Artificial Neural Networks—against traditional statistical methods for predicting measles cases. The Random Forest model exhibited superior performance with the highest sensitivity (0.88), specificity (0.96), and overall accuracy (0.92). This highlights the potential of machine learning in enhancing measles surveillance and prediction.

In Tanzania, a descriptive study of measles surveillance data from 2018 to 2022 emphasized the critical need for robust surveillance and routine immunization to achieve the required immunity levels to interrupt measles outbreaks (Michael et al., 2024). The study did not employ AI techniques

but underscored the potential for applying machine learning to similar datasets to improve predictive capabilities.

The World Health Organization (WHO) African Region has implemented case-based surveillance guidelines for measles and rubella. These guidelines provide a framework for data collection and analysis, which could be significantly improved by incorporating AI-driven predictive models.¹

Further, a study in Uganda examined the effectiveness of the measles surveillance system and its positive predictive value (PPV). The analysis revealed that out of 6,974 suspected measles cases, 943 (14%) were confirmed through IgM serology. However, only 72% of Integrated Disease Surveillance and Response (IDSR) alerts had blood samples collected for laboratory confirmation, below the WHO-recommended standard of 80% (Nsubuga et al., 2017). The PPV of the case-based surveillance system was 8.6%, which indicates that many suspected cases were not true measles cases.

A dynamic model combining clinical and diagnostic data was developed to simulate measles surveillance and estimate the reporting rate and annual incidence of measles under varying vaccination coverages. This model demonstrated that integrating clinical surveillance with diagnostic confirmation, even at limited testing rates (20%), resulted in unbiased estimates of measles incidence and reporting rates for moderate vaccination levels (Leung and Ferrari, 2024). For instance, with a 40% vaccination coverage, the estimated reporting rate was 7.7% with 20% testing, compared to a true rate of 10%.

In Somalia, vaccination campaigns conducted since 2018 were assessed using a transmission model based on comprehensive epidemiological data, including case-based surveillance, vaccine registries, and serological surveys. The study estimated that, without the 2019–2020 campaigns, there would have been over 10,000 additional deaths (Thakkar et al., 2024); this underscores the impact of vaccination campaigns in reducing measles susceptibility and mortality.

Social media data have also been leveraged for measles surveillance. An analysis of 157,334,195 tweets revealed that 36,816,202 tweets (23.4%) originated from Africa, highlighting the continent's significant role in the context of measles outbreaks.

Countries like Egypt, Sudan, Congo, South Africa, Guinea, and Morocco were major sources of tweets related to measles (Jahanbin et al., 2024). This data aligns with WHO reports indicating a substantial rise in measles cases worldwide, particularly in regions with inadequate healthcare systems.

An Artificial Neural Network (ANN) approach was employed to analyze and forecast the child immunization rate against measles in Djibouti from 1982 to 2030. The study used an ANN (12, 12, 1) model with a hyperbolic tangent activation function and found the model to be stable, indicated by low error metrics (Error: 0.006882, MSE: 0.108126, MAE: 0.208483). Projections suggested that child immunization against measles in Djibouti would remain around 90% per year over the next decade (Maradze et al., 2021).

In the Democratic Republic of Congo, a study assessed the impact of measles immunization activities on measles incidence from 2010 to 2013. Using data from the Integrated Disease Surveillance and Response system, the study found that the presence of supplementary immunization activities (SIAs) and outbreak response immunization (ORI) campaigns in the previous year was associated with a significant decrease in measles incidence (Doshi et al., 2015).

In Southwest Nigeria, an analysis of 10,187 suspected measles cases revealed seasonal peaks in infections, with an increasing trend projected until 2015, assuming sustained intervention efforts. The study emphasized the need for continuous vaccination efforts to control measles (Fatiregun et al., 2014). In Niger, a study using a stochastic metapopulation model found that measles outbreaks were highly episodic due to powerful seasonality in transmission rates. Increased vaccine coverage, although insufficient for local elimination, resulted in highly variable major outbreaks (Ferrari et al., 2008).

In Guinea, real-time modeling of a measles outbreak in Lola following the Ebola crisis in 2015 applied multiple statistical methods to estimate the susceptible population and projected future measles incidences. Despite initial forecasts predicting a large outbreak, subsequent vaccination campaigns mitigated the outbreak, highlighting the importance of timely interventions (Graham et al., 2018).

A state-space model for measles transmission incorporating particle filtering and maximum likelihood estimation was presented, demonstrating unbiased estimates of unobserved disease burden

¹WHO African Regional measles and rubella surveillance guidelines. WHO African Region. Retrieved from <https://www.afro.who.int/publications/who-african-regional-measles-and-rubella-surveillance-guidelines-0>. Accessed on July 1, 2024.

and underreporting rates. The model accurately predicted future measles cases in simulations based on data from Niger, Ethiopia, and the Democratic Republic of the Congo (Eilertson et al., 2019).

In Ethiopia, the performance of a Genetic Algorithm (GA) based trained Recurrent Fuzzy Neural Network (RFNN) was compared to an Adaptive Neuro-Fuzzy Inference System (ANFIS) in predicting monthly measles cases. The GA-based RFNN outperformed ANFIS, with lower error metrics across training, testing, and overall datasets (Uyar et al., 2019).

In Nigeria, a deterministic mathematical model was developed to study measles transmission dynamics, and highlighted how increasing both vaccination and hospitalization rates can reduce the overall burden of measles (James et al., 2022). In Kano, Nigeria, a study examined the relationship between weather variables and measles incidence, finding significant linear effects of maximum and minimum temperatures, as well as relative humidity, on measles occurrence. The best-fitting model for predicting measles incidence was a combination of Poisson regression with all weather variables and ARIMA (Akinbobola and Hamisu, 2018).

An analysis of measles epidemiology in 40 African countries revealed a significant correlation between vaccination coverage and the age distribution of measles cases, emphasizing the need for high vaccination coverage to control and eventually eliminate measles (Goodson et al., 2011).

A review of measles epidemiology in low-income countries gathered data essential for creating dynamic models of measles transmission. The review noted significant variations in age-stratified case reporting and seroprevalence studies (Szusz et al., 2010). In Uganda, a dynamic stochastic model integrated with an economic cost model evaluated the cost-effectiveness of SIAs from 2010 to 2050. The analysis found that SIAs were a highly cost-effective public health intervention (Bishai et al., 2011).

In Cameroon, the spatial dynamics of the 2012 measles outbreak were characterized using multivariate time-series models. These models revealed significant spatial heterogeneity in vaccination coverage and transmission patterns (Parpia et al., 2020).

In Kenya, a geospatial information system platform combined with a measles compartment model evaluated the health and economic benefits of a two-dose measles immunization outreach strategy

for hard-to-reach children. The study found this strategy to be cost-effective at varying outreach coverages (Lee et al., 2019).

2.1.5 Tuberculosis detection

We analyze a wide array of studies focused on the application of machine learning (ML) and deep learning (DL) techniques for tuberculosis (TB) detection across various contexts, predominantly within Africa. This analysis draws on multiple research efforts, highlighting their methodologies, key findings, and the potential implications for public health in high TB burden regions.

In Uganda, Sekandi et al. (2023) used deep learning frameworks to evaluate self-recorded medication intake videos from TB patients. The 3D ResNet model showed the best performance, with a sensitivity of 94.57%, specificity of 54.57%, F1-score of 92.3, precision of 90.2%, and an AUC of 0.87. This study highlights the efficiency of deep learning models in real-time monitoring of TB medication adherence.

Qin et al. (2024) evaluated 12 computer-aided detection (CAD) products using data from a South African TB prevalence survey. The best-performing products, Lunit and Nexus, achieved AUCs near 0.9, and demonstrated diverse accuracy among CAD products in detecting bacteriologically confirmed TB. The study emphasizes the importance of selecting tailored thresholds for different population characteristics to optimize CAD product usage.

A review by Oloko-Oba and Viriri (2022) of 62 articles concluded that CAD systems utilizing DL, particularly convolutional neural networks (CNNs), significantly improve TB diagnosis accuracy. The use of public datasets like Montgomery and Shenzhen ensures broad validation across different demographics, and underscores the potential of these systems in high-burden regions.

Kuang et al. (2022) developed ML models to predict drug resistance in *Mycobacterium tuberculosis* (MTB) using data from 10,575 MTB isolates. The 1D CNN model outperformed traditional methods, achieving F1-scores ranging from 81.1% to 98.2% for various anti-TB drugs. This study highlights the role of ML in providing accurate and stable predictions for TB drug resistance. Similar approaches could be beneficial for addressing drug resistance in Africa.

In Mukono district, Uganda, Gichuhi et al. (2023) explored individual risk factors for TB treat-

ment non-adherence using five classification algorithms. The SVM model achieved the highest accuracy at 91.28%, and identified key predictive factors such as TB type, GeneXpert results, and antiretroviral status. This study demonstrates the potential of ML techniques in identifying patients at risk of non-adherence and suggests their use in targeted interventions.

A deterministic mathematical epidemic model developed by [Oshinubi et al. \(2023\)](#) to study the impact of TB in East Africa highlights the importance of vaccination and treatment strategies. The model's simulations showed that increasing vaccination and treatment availability significantly reduces TB prevalence, and supported the effectiveness of public health measures in controlling TB outbreaks.

[Siamba et al. \(2023\)](#) applied ARIMA and hybrid ARIMA models to predict TB incidences among children in Kenya. The hybrid ARIMA-ANN model demonstrated superior predictive accuracy and indicated significant under-reporting of TB cases among children. This study underscores the potential of hybrid models in improving TB surveillance and response strategies.

[Ojugo and Nwankwo \(2021\)](#) developed a decision-making framework for TB diagnosis and prediction using Bayesian networks. The study, based on data from Nigeria, demonstrated high predictive capability with an accuracy rate of 93.76%. This framework highlights the potential of Bayesian models in processing large datasets to predict TB cases effectively.

In Uganda, [Shete et al. \(2017\)](#) assessed the utility of measuring antibody responses to 28 *M. tuberculosis* antigens for TB screening. The study found that a panel of eight antigens achieved a sensitivity of 90.6% and specificity of 88.6%, and suggested that serological assays based on these antigens could be a useful tool for TB screening in high-burden settings. Integrating AI techniques into this type of screening could potentially further improve the accuracy of the tests by analyzing larger datasets and identifying subtle patterns.

The predictive performance of logistic regression and regularized ML methods for TB in people living with HIV was compared by [Oduor et al. \(2023\)](#) in Kenya. Elastic net regression outperformed traditional logistic regression, demonstrating better predictive performance and highlighting the potential of regularized ML methods in TB prediction.

A study conducted by [Peng et al. \(2024\)](#) at the Chongqing Public Health Medical Center in China assessed treatment outcomes for patients with both TB and diabetes mellitus using ML techniques applied to electronic medical records. This study, which included 429 patients, identified nine key predictors using the random-forest-based Boruta algorithm, with drug resistance being the most significant. The XGBoost model outperformed other models with an area under the curve (AUC) of 0.9281, indicating high predictive accuracy. This approach could be replicated in Africa to improve TB treatment outcomes by leveraging electronic medical records and machine learning.

Similarly, [Hansun et al. \(2023\)](#) conducted a systematic literature review encompassing 47 studies on TB detection using ML and DL methods. The datasets most frequently used included the Shenzhen and Montgomery County datasets. DL architectures like ResNet-50, VGG-16, and AlexNet, along with ML methods such as SVM and random forests, demonstrated high accuracy. The pooled sensitivity and specificity of these methods were 0.9857 and 0.9805, respectively, demonstrating a strong potential for accurate TB detection. These findings suggest that similar methodologies could be applied in Africa to enhance TB detection.

[Balakrishnan et al. \(2023\)](#) reviewed the use of ML approaches in diagnosing TB via biomarkers. The review included 19 studies from countries such as Tanzania, the Philippines, and Mozambique, focusing on supervised learning methods. SVM and RF algorithms emerged as the top performers, with SVM achieving up to 97.0% accuracy, 99.2% sensitivity, and 98.0% specificity. The studies predominantly utilized protein-based biomarkers, with some exploring gene-based biomarkers, highlighting the promise of ML in TB diagnosis in low-resource settings.

In an effort to optimize feature extraction and selection from TB-related images, [Hrizi et al. \(2022\)](#) proposed a model using a genetic algorithm (GA) and an SVM classifier. Using the ImageCLEF 2020 dataset, the model achieved up to 97% accuracy for specific TB classification tasks. This underscores the model's robustness in identifying TB manifestations, demonstrating the importance of feature selection and parameter optimization in enhancing classification performance. This model could be adapted for use in Africa to improve TB diagnosis accuracy.

[Balzer et al. \(2020\)](#) developed risk scores for

identifying high-risk individuals for HIV acquisition in rural Kenya and Uganda using ML approaches. The machine learning risk score demonstrated superior efficiency and sensitivity, and highlighted the potential of ML algorithms like Super Learner in optimizing HIV prevention strategies in generalized epidemic settings.

Moradinazar et al. (2023) assessed the TB burden across 21 countries in the Middle East and North Africa (MENA) region using the Global Burden of Disease 2019 database. The study found significant reductions in TB metrics over 29 years, with Afghanistan having the highest incidence and DALYs rates. This study underscores the need for targeted health policies and interventions to address TB in high-burden countries. These methodologies could also be replicated in sub-Saharan Africa to reduce TB incidence and mortality.

In Algeria, Asma and Mahdi (2021) used a hierarchical multicriteria analysis method integrated with a GIS database to identify and map the vulnerability of various communes to TB. The study found a significant correlation between TB cases and socio-economic conditions, highlighting the disease's resurgence due to deteriorating living conditions.

Kilale et al. (2022) assessed the financial impact of TB on patients in Tanzania, finding that nearly half of the TB-affected households faced catastrophic costs. The study emphasizes the need for collaborative efforts across health, employment, and social welfare sectors to minimize costs and improve treatment adherence. AI could help identify risk factors and develop more targeted interventions to reduce costs and improve patient outcomes.

In Cape Town, South Africa, Andrews et al. (2013) estimated the risk of TB transmission on public transit using a modified Wells-Riley model. The study found that minibus taxis had the highest risk of TB transmission due to poor ventilation and crowding, and highlighted the public health challenge posed by poorly ventilated public transit environments.

Houben et al. (2016) explored the feasibility of achieving WHO TB reduction targets in high-burden countries. The study found that a combination of interventions tailored to country-specific needs shows promise, particularly in South Africa, where significant reductions in TB incidence and mortality could be achieved with combined interventions.

In South Africa, Pretorius et al. (2014) investi-

gated the impact of expanding antiretroviral therapy (ART) eligibility and coverage on TB incidence and mortality. The study projected that expanding ART eligibility to all HIV-positive individuals could significantly reduce TB incidence and mortality, highlighting the importance of collaborative HIV-TB programs.

A comprehensive modeling approach by Ojo et al. (2023) to predict TB incidence in African countries (using data from 2000 to 2021) found that TB incidence rates varied significantly across the continent. The study highlights the diverse epidemiological landscapes in Africa and the importance of tailored public health interventions to control TB.

In the Democratic Republic of Congo, Van Rie et al. (2008) evaluated three models of provider-initiated HIV counseling and testing for TB patients. The study found that HIV testing at TB clinics or primary health care centers led to higher uptake compared to referral to freestanding VCT clinics, and emphasized the need for integrated HIV-TB care.

A mathematical model developed by Kasereka Kabunga et al. (2020) to study TB transmission dynamics in the DRC highlighted the role of rapidly evolving latent cases in increasing TB incidence. The study suggests that reducing contact and transmission rates can achieve TB eradication with effective public health measures.

Hane et al. (2007) reported low TB cure rates and high treatment default rates in Senegal and identified several problems at different levels of healthcare. The study emphasizes the importance of addressing access to diagnosis and treatment facilities, communication, and patient follow-up to improve TB control.

An economic evaluation by d'Elbée et al. (2023) assessed the impact of decentralizing TB diagnosis services for children to district hospitals and primary health centers in Cambodia, Cameroon, Côte d'Ivoire, Mozambique, Sierra Leone, and Uganda. The study found that decentralizing to district hospitals could be cost-effective in some countries, while decentralizing to primary health centers generally was not. For example, the incremental cost-effectiveness ratios (ICERs) for decentralizing to district hospitals ranged from \$263 in Cambodia to \$342 in Côte d'Ivoire per disability-adjusted life year (DALY) averted. This study provides valuable insights for optimizing resource allocation to improve TB diagnosis and treatment among children.

Séri et al. (2017) estimated the prevalence of pulmonary TB among inmates in Côte d'Ivoire and found a significantly higher TB prevalence than in the general population. The study highlights the need for systematic annual TB screening campaigns in prisons to address the high disease burden. In Abidjan, Côte d'Ivoire, Bouscaillou et al. (2016) assessed the health needs of people who use drugs (PWUD) and found high HIV and TB prevalence among specific subpopulations. The study underscores the urgent need for targeted interventions to improve HIV and TB prevention and healthcare access for PWUD.

Iradukunda et al. (2021) identified key factors associated with multidrug-resistant TB (MDR-TB) in Burundi, including residence in rural areas, previous TB treatment, and close contact with MDR-TB patients. The study's model demonstrated high predictive accuracy, highlighting the importance of addressing these risk factors to control MDR-TB.

In Tanzania and Ethiopia, Jonathan et al. (2024) developed ML models to predict the performance of trained TB-detection rats. The SVM model achieved the highest accuracy of 83.39% and demonstrated the potential of incorporating additional diagnostic variables to enhance predictive performance.

The utility of qXR AI software² in detecting lung cancer and pulmonary TB in South Africa was assessed by Nxumalo et al. (2024). The software showed high sensitivity and specificity for both conditions and highlighted its potential to enhance diagnostic accuracy in resource-constrained healthcare environments.

Glaser et al. (2023) examined the detection of non-TB abnormalities using CAD systems in high TB-burden regions. The study found that CAD software could identify a range of non-TB conditions, emphasizing the need for enhanced AI software to ensure comprehensive patient care.

A review by Scott et al. (2024) investigated the utility of CAD software in TB screening in a community-based setting in Africa and found a pooled sensitivity of 0.87 and specificity of 0.74. The review highlights the potential of CAD as a cost-effective TB screening tool in resource-limited settings but notes concerns regarding bias and applicability.

David et al. (2024) explored the complexities of

implementing CAD algorithms for TB in different global contexts. The study highlights the need for local calibration and adjustments to improve the accuracy and utility of CAD tools, particularly in resource-limited environments.

Ngosa et al. (2023) identified and estimated the prevalence of non-TB abnormalities in digital chest X-rays (CXRs) with high CAD4TB scores among individuals without bacteriologically confirmed TB. This cross-sectional analysis included participants aged 15 years and older from 21 communities in Zambia and South Africa, who had high CAD4TB scores (≤ 70) but no TB confirmation, no history of TB, and not on TB treatment. The study found that 46.7% of the reviewed CXRs displayed non-TB abnormalities, with pleural effusion/thickening/calcification and cardiomegaly being the most common.

Top Performing Models

Figure 3 shows an overall picture of the best performing models in disease detection and prediction. For HIV detection, Mutai et al. (2021) developed a XGBoost model and achieved an F1 score of 0.92. Ahmad et al. (2024) reported a remarkable accuracy of 0.9962 for Cholera Outbreak Risk Prediction (CORP). Colubri et al. (2019) developed prognostic models for Ebola, achieving a ROC AUC of 0.85. Gyebi et al. (2023) utilized a Random Forest model for measles detection, reaching an accuracy of 0.92, while Gichuhi et al. (2023) employed a Support Vector Machine (SVM) model for tuberculosis detection, with an accuracy of 0.91.

2.2 Real-time surveillance and reporting

AI-powered tools are revolutionizing real-time health surveillance in Africa by continuously monitoring data and generating alerts when unusual patterns are detected. This advancement is crucial in a region where delays in data reporting can significantly hinder timely responses to health threats. For influenza surveillance, machine learning and deep learning approaches have shown great promise (§2.2.1). For instance, machine learning methods like random forests and support vector machines have been effectively used to forecast influenza-like illness (ILI) trends in African countries such as

²qXR software, developed by Qure.ai in Mumbai, India, is an AI-based tool used to analyze chest radiographs by generating threshold scores that range from 0 to 1 for particular abnormalities.

Table 2: Summary of AI Applications in Real-time Surveillance and Reporting

Authors	Model	Disease	Country	Application	Case Study Description
Cheng et al. (2020)	Random Forest, XGBoost	Influenza	Taiwan	ILI Trend Prediction	Accurate prediction of ILI trends using machine learning, showcasing effectiveness of these methods.
Nsoesie et al. (2021)	RF, SVM	Influenza	Cameroon	ILI Trend Forecasting	Evaluation of Google search queries to forecast ILI trends, achieving high predictive performance with SVM.
Jang et al. (2021)	LSTM	Influenza	Global	Influenza Trend Prediction	Use of LSTM models to predict influenza trends using news data.
Yang et al. (2023a)	Multi-attention LSTM	Influenza	Megacity	Influenza Trend Prediction	Developed MAL model integrating heterogeneous data to predict influenza trends.
Olukanmi et al. (2021)	LSTM, RF, ARIMA	Influenza	South Africa	ILI Trend Forecasting	Forecasting ILI trends using Google search data combined with machine learning and time series modeling.
Steffen et al. (2012)	-	Influenza	Sub-Saharan Africa	Surveillance Improvement	SISA project aimed at improving influenza surveillance by establishing sentinel sites and data collection mechanisms.
Jiang et al. (2018)	BPNN, GBM, RF	Zika Virus	Central Africa	Epidemic Mapping	Mapping probability of Zika epidemic outbreaks globally, identifying high-risk regions.
Akhtar et al. (2019)	Dynamic Neural Network	Zika Virus	Americas	Geographic Spread Prediction	Real-time prediction of Zika outbreak spread incorporating epidemiological and socioeconomic data.
Messina et al. (2016)	Boosted Regression Trees	Zika Virus	Global	Environmental Suitability Mapping	Created high-resolution global map indicating suitability for Zika virus transmission.
Olaniyi (2018)	SIR Model	Zika Virus	Global	Transmission Modeling	Analysis of Zika virus transmission dynamics incorporating mosquito-related parameters.
Okyere et al. (2020)	Nonlinear Control Problem	Zika Virus	Global	Optimal Control Strategies	Studied effectiveness of combined controls (e.g., personal protection, vaccination) in reducing Zika virus spread.
Caldwell et al. (2023)	Genetic Variation Model	Zika Virus	Africa	Outbreak Risk Projection	Investigated mosquito genetic variation and climate factors influencing Zika virus transmission patterns.
Barhoumi et al. (2022)	Nowcasting Framework	COVID-19	Sub-Saharan Africa	Economic Activity Tracking	Developed framework to predict real-time economic activity using machine learning during the pandemic.
Chimbunde et al. (2023)	ANN, RF	COVID-19	South Africa	ICU Mortality Prediction	Identified predictors of COVID-19 ICU mortality using machine learning models.
Mansell et al. (2023)	ML Techniques	COVID-19	Africa	SAHOs Prediction	Predicting issuance of COVID-19 stay-at-home orders across 54 African countries using machine learning.
Abegaz and Etikan (2022)	ANFIS, FFNN, SVM, MLR	COVID-19	East Africa	Mortality Prediction	AI-driven ensemble model to predict COVID-19 mortality, comparing several ML models.
Onovo et al. (2020)	Lasso Regression, EBK	COVID-19	Sub-Saharan Africa	Outbreak Risk Analysis	Identified key factors associated with COVID-19 outbreaks using spatial analysis.
Ileperuma et al. (2023)	ML Models	Malaria	Senegal	Prevalence Prediction	Predicted malaria prevalence based on rainfall patterns using ML models.
Mariki et al. (2022)	Random Forest	Malaria	Tanzania	Malaria Diagnosis	High accuracy in diagnosing malaria using demographic data and clinical symptoms.
Hemachandran et al. (2023)	CNN, MobileNetV2, ResNet50	Malaria	Global	Blood Smear Analysis	Compared deep learning models for detecting malaria in blood smears, achieving high accuracy.
Nkiruka et al. (2021)	XGBoost	Malaria	Sub-Saharan Africa	Climate-based Prediction	Classified malaria incidence based on climate variability, achieving high accuracy.
Masinde (2020)	Gradient Boosted Trees	Malaria	Africa	Outbreak Prediction	Evaluated ML algorithms for malaria prediction using historical data.
Shuaib et al. (2018)	AVADAR System	Poliovirus	Nigeria	AFP Detection	Increased detection and reporting of AFP cases using machine learning and smartphone video analysis.
Kamadjeu (2009)	GIS, Spatial Analysis	Poliovirus	Various	Case Mapping	Mapped polio cases, vaccination coverage, and population movements using AI and GIS.
Dougherty et al. (2019)	Digital Elevation Modeling	Poliovirus	Various	Environmental Surveillance	Improved poliovirus detection in sewage using machine learning and environmental data.
Khan et al. (2020)	K-means Clustering	Poliovirus	Pakistan	Outbreak Prediction	Analyzed spatio-temporal spread of polio using sales and travel data to predict outbreaks.
Schaible et al. (2019)	LDA Modeling	Poliovirus	Various	Media Analysis	Analyzed polio-related tweets and media articles to identify thematic differences and public engagement.
Njoroge et al. (2023)	AI/ML Models	Mental Health	Kenya	Mental Health Prediction	Deployed mobile app platform to identify predictors of mental health disorders among healthcare workers.
Alharahsheh and Abdullah (2021)	Voting-Ensemble, SVM, RF	Mental Health	Kenya	Depression Prediction	Used various ML algorithms to predict depression, achieving high performance with the Voting-Ensemble model.
Ugar and Malele (2024)	-	Mental Health	Sub-Saharan Africa	Diagnosis Complexity	Addressed complexities and cultural considerations in using AI/ML for diagnosing mental health disorders.
Kutcher et al. (2019)	-	Mental Health	Malawi, Tanzania	Youth Mental Health	Developed a horizontally integrated model to improve mental health care and literacy among youth in low-resource settings.
Kemp et al. (2020)	-	Mental Health	South Africa	Depression Detection	Investigated integration of depression treatment into primary care, highlighting predictors of detection and referral.

Cameroon and South Africa (Nsoesie et al., 2021). Studies demonstrate that integrating Google search data with historical ILI data can improve the accuracy of predictions, highlighting the potential of machine learning techniques to improve early warning systems in Africa (Olukanmi et al., 2021). Additionally, projects like the Strengthening Influenza Sentinel Surveillance in Africa (SISA) have established sentinel sites and improved data collection and reporting mechanisms, significantly boosting the region's surveillance capacity (Steffen et al., 2012).

In the realm of vector-borne diseases, AI has also been instrumental in monitoring and predicting the spread of Zika virus and malaria (§2.2.2,

§2.2.4). Machine learning models, such as backward propagation neural networks (BPNN) and random forests, have been used to map Zika epidemic outbreaks, identifying high-risk areas in Central Africa (Jiang et al., 2018). Similarly, in malaria reporting, ML models have been developed to predict malaria prevalence based on climatic factors, achieving high accuracy in various regions across Africa (Ileperuma et al., 2023; Masinde, 2020). These models facilitate timely interventions by forecasting outbreaks and identifying high-risk zones. For poliovirus surveillance, AI-driven tools like the Auto-Visual AFP Detection and Reporting (AVADAR) system have significantly improved the detection and reporting of acute flaccid paralysis

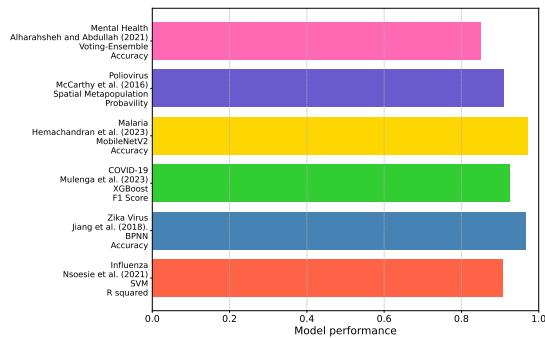


Figure 4: Performance metrics of best models per disease for Real-time surveillance and reporting. Note that *y-axis* indicates *Disease + Authors + Model + Metric*.

(AFP) cases (Shuaib et al., 2018) (§2.2.5). Geographic information systems (GIS) combined with AI algorithms further improve real-time mapping and analysis of polio cases, vaccination coverage, and population movements, optimizing resource allocation for vaccination campaigns (Kamadjeu, 2009; Dougherty et al., 2019).

In the case of COVID-19, machine learning techniques have been applied to predict mortality rates, the issuance of stay-at-home orders, and the impact of public health interventions, demonstrating significant improvements in pandemic response (Chimbunde et al., 2023; Abegaz and Etikan, 2022) (§2.2.3). For mental health monitoring (§2.2.6), AI-driven tools have been used to identify predictors of mental health disorders, enabling rapid diagnostics and precise interventions, particularly among healthcare workers and vulnerable populations (Njoroge et al., 2023; Alharahsheh and Abdullah, 2021).

2.2.1 Influenza surveillance

Influenza surveillance in Africa has gained increased attention in recent years, with researchers exploring artificial intelligence and other computational approaches to improve traditional surveillance systems. Several studies have demonstrated the potential of these methods for forecasting influenza-like illness (ILI) trends and improving early warning capabilities.

Cheng et al. (2020) utilized various machine learning methods, including random forest and extreme gradient boosting, to accurately predict ILI trends in Taiwan. Although their work is not specific to Africa, it showcases the effectiveness of machine learning for influenza forecasting. In the African context, Nsoesie et al. (2021) evaluated the utility of Google search queries to forecast trends

of ILI in Cameroon from 2012 to 2018 and applied multiple statistical and machine learning models, including RF and SVM regression. The RF and SVM models showed the highest predictive performance, with SVM achieving an R^2 of 0.877 and RF an R^2 of 0.781. The study highlighted significant correlations between specific search terms and ILI cases, with out-of-sample predictions demonstrating that SVM had the lowest mean RMSE.

The analysis revealed regional trends, with the East and Adamaoua regions having the highest number of reported cases. At the national level, SVM regression had a mean RMSE of 1.078 and an R^2 of 0.877, while RF regression had a mean RMSE of 1.41 and an R^2 of 0.781. One-week-ahead forecasts indicated a correlation of 72.9% for SVM and 66.8% for RF between predicted ILI values and the reported rate of ILI per 100,000 individuals. This demonstrates the applicability of machine learning techniques in African settings.

Deep learning approaches have also shown promise in influenza surveillance. Jang et al. (2021) demonstrated that long short-term memory (LSTM) models could accurately predict influenza trends using news data. Building on this, Yang et al. (2023a) developed a multi-attention LSTM deep learning model (MAL model) that integrated heterogeneous data from multiple sources to predict influenza trends in a megacity, capturing different influenza incidence signals within the population. Similarly, Olukanmi et al. (2021) utilized Google search data in combination with deep learning, machine learning, and time series modeling to forecast ILI trends in South Africa. Their comparison of various methods, including LSTM networks, random forests, and ARIMA models, showed that models integrating Google Trends and historical ILI data outperformed those using either data source alone.

Despite these advancements, challenges remain in applying these methods across Africa, primarily due to the lack of comprehensive surveillance data in many countries. The SISA (Strengthening Influenza Sentinel Surveillance in Africa) project aimed to improve influenza surveillance in sub-Saharan Africa by establishing sentinel sites and improving data collection and reporting mechanisms (Steffen et al., 2012). This project involved countries like Angola, Cameroon, Ghana, and Nigeria, leading to the development of national surveillance protocols and training programs, significantly improving the region's surveillance capacity.

Contextualized approaches are crucial when us-

ing digital data for disease surveillance in sub-Saharan Africa. [Nsoesie et al. \(2021\)](#) emphasized considering cultural and societal practices unique to the region when selecting search terms for models. Their study demonstrated that Google Trends data alone can serve as a reliable proxy for ILI surveillance in South Africa, with the feedforward neural network (GT-FNN) model achieving the lowest root mean squared error (RMSE) of 13.44 and mean absolute error (MAE) of 9.87 for nowcasting. Support vector machine (GT-SVM) also performed well with a Pearson correlation coefficient of 0.9068.

The SISA project, detailed by [Steffen et al. \(2012\)](#), improved national influenza surveillance capabilities in eight African countries, including Angola, Cameroon, Ghana, Nigeria, Rwanda, Senegal, Sierra Leone, and Zambia. The project led to the initiation of epidemiological influenza data collection, with Sierra Leone identifying 1235 ILI cases and 282 severe acute respiratory infections (SARI) cases between August and December 2011, of which 12.7% tested positive for influenza virus RNA.

[Nsoesie et al. \(2014\)](#) reviewed various methodologies for forecasting influenza outbreaks, finding that while diverse approaches are capable of predicting outbreak measures, variability in accuracy and data quality presents challenges. The key results included correlation coefficients for forecast accuracy ranging from 58% to 93.5% and RMSE values between 0.47 and 0.61.

[Budgell et al. \(2015\)](#) compared the Viral Watch (VW) and SARI surveillance systems in South Africa from 2009 to 2012. The VW system had a higher influenza detection rate (mean 41%) compared to the SARI system (mean 8%), with better timeliness in specimen collection but lower data quality.

[Mejía et al. \(2019\)](#) explored the use of Google search data combined with traditional epidemiological data to predict influenza activity in Africa. The ARGO model, adapted for South Africa, Algeria, Morocco, and Ghana, outperformed traditional autoregressive models and Google Trends alone, demonstrating improved prediction accuracy with lower RMSE values. In South Africa, ARGO showed a 59% lower RMSE compared to Google Flu Trends (GFT).

[Bokonda et al. \(2021\)](#) investigated machine learning methods for predicting various outbreaks, including influenza, with SVM achieving the high-

est accuracy at 90.42%. [Shah et al. \(2024\)](#) presented a machine learning model based on AdaBoost to predict the antigenic properties of influenza A (H3N2) virus isolates. The model achieved an MAE of 0.702 and strong discriminatory ability in identifying antigenic variants.

[Katz et al. \(2012\)](#) and [Caini et al. \(2018\)](#) provided extensive analyses of influenza seasonality and epidemiology in Africa, and they highlighted the increased surveillance efforts and the significant contributions of international organizations. [N'gattia et al. \(2016\)](#) demonstrated the importance of climatological parameters, such as rainfall, in predicting influenza trends in Abidjan and suggested their integration into predictive models for effective public health planning.

[Nabakooza et al. \(2022\)](#) investigated the genomic evolution of influenza A viruses (IAVs) in Africa and underlined the need for expanded surveillance and routine whole-genome sequencing. Finally, the WHO's efforts to establish and improve influenza diagnostic capacities across African countries were detailed by [Organization et al. \(2017\)](#), emphasizing the importance of continuous and comprehensive surveillance systems to better understand and mitigate the impact of influenza in the region.

2.2.2 Zika virus monitoring

Zika virus (ZIKV) is a mosquito-borne virus that has caused global outbreaks in recent years, primarily in Central Africa, Southeast Asia, the Pacific Islands, and Central and South America ([Alves et al., 2018](#)). The spread of Zika virus poses a significant public health challenge, and monitoring its transmission is crucial for effective control and prevention strategies. Recent studies have employed machine learning techniques to improve Zika virus monitoring and surveillance efforts ([Akhtar et al., 2019](#)).

Accurate prediction of Zika virus outbreaks is critical for optimal resource allocation in vector control efforts. Statistical modeling and machine learning techniques have been utilized to predict the occurrence and arrival time of arboviral infections, including dengue fever, which shares similarities with Zika virus in terms of transmission dynamics ([Akhtar et al., 2019](#)). These models help guide vector control strategies by identifying high-risk areas and informing the deployment of preventive measures.

To increase data availability on the epidemiology

of Zika virus circulation in Africa, seroepidemiological studies have been conducted in West Africa. These studies evaluate the immunity to Zika virus in selected cohorts over specific time periods and provide valuable information on Zika virus exposure and transmission in the region (Marchi et al., 2020b). For instance, Jiang et al. (2018) employed multiple machine learning models, including backward propagation neural networks (BPNN), gradient boosting machines (GBM), and random forests (RF), to map the probability of Zika epidemic outbreaks globally. Their results identified Central Africa as one of the high-risk regions for Zika transmission, with the BPNN model achieving the highest predictive accuracy with a 10-fold cross-validation area under the curve (AUC) of 0.966, followed closely by GBM and RF models. This research demonstrated the potential of machine learning approaches in identifying vulnerable areas in Africa.

Moreover, Akhtar et al. (2019) developed a dynamic neural network model to predict the geographic spread of Zika outbreaks in real-time, incorporating epidemiological data, passenger air travel volumes, vector habitat suitability, and socioeconomic factors. Although their study focused on the Americas, the methodology could be adapted for African contexts, maintaining an average accuracy above 85% for prediction windows up to 12 weeks. Similarly, Alexander et al. (2022) used machine learning to understand microgeographic determinants of *Aedes aegypti*, the primary vector of Zika virus, in Miami-Dade County. Their methodology of using random forest models to analyze neighborhood-level differences in mosquito populations could be applied to African urban areas, emphasizing the importance of local context in vector control strategies.

Further, Messina et al. (2016) created the first high-resolution global map of environmental suitability for Zika virus transmission to humans using an ensemble of 300 boosted regression trees. The results indicated that over 2.17 billion people globally live in areas suitable for Zika virus transmission, with the highest risk regions in tropical and subtropical zones, including Brazil, Nigeria, and India. The model achieved high predictive performance with an AUC of 0.829 and underlined the significant factors influencing Zika virus transmission such as annual cumulative precipitation and temperature suitability for dengue virus transmission.

In the context of intervention strategies, Olaniyi (2018) formulated and analyzed a Zika virus transmission model incorporating three nonlinear forces of infection. Their results emphasized the sensitivity of the basic reproduction number (R_0) to mosquito-related parameters, suggesting that mosquito control is crucial for managing Zika virus spread. Optimal control strategies, including the use of insecticide-treated bed nets, condoms, routine checks, treatment, and mosquito-reduction measures, were found to be effective in reducing the number of infected individuals and mosquitoes.

Okyere et al. (2020) developed a nonlinear optimal control problem to study Zika virus transmission, incorporating five time-dependent control functions: personal protection, condom use, vaccination, treatment, and insecticide spraying. Numerical simulations using the Runge-Kutta method demonstrated that the combination of these controls significantly reduces the spread of Zika virus, with the combination of personal protection, condom use, and treatment showing a substantial decline in Zika cases. The cost-effectiveness analysis revealed that the strategy combining vaccination, treatment, and insecticide spraying is the most cost-effective.

Obore et al. (2019) reviewed the epidemiological evidence and distribution of Zika virus in Africa, highlighting its origins, spread, determinants, complications, and management strategies. They identified critical determinants of Zika virus spread, including climate, sociodemographic factors, and human density, and emphasized the importance of improving surveillance mechanisms and vector control. Over 87 countries reported Zika virus presence by 2019, with significant cases in Cabo Verde and Angola.

Additionally, Caldwell et al. (2023) investigated factors influencing Zika virus transmission across Africa, focusing on mosquito genetic variation and climate. Their model, validated with historical patterns, projected future outbreak risks in 59 urban centers and underlined the significant role of mosquito genetics in transmission patterns. The study predicted that about one-third of Africa's largest cities are currently suitable for Zika virus transmission, with another third becoming suitable by the end of the century.

Mpeshe et al. (2017) presented a simple SIR (Susceptible-Infected-Recovered) model to analyze Zika virus transmission dynamics in Africa, computing the basic reproduction number (R_0) and per-

forming sensitivity analysis. The sensitivity analysis indicated that R_0 is most sensitive to the natural death rate of *Aedes* mosquitoes, and suggested that increasing the death rate of mosquitoes and improving human recovery can effectively control the disease.

To improve real-time surveillance, [Teng et al. \(2017\)](#) developed a dynamic forecasting model for Zika virus using real-time online search data from Google Trends. Their ARIMA model, incorporating Google Trends data, demonstrated strong predictive capabilities, closely matching actual reported data during the early November 2016 Zika virus epidemic.

[Majumder et al. \(2018\)](#) explored the potential link between seasonal patterns of birth defects and congenital Zika syndrome in a West African hospital. They found a marked increase in birth defects between March and July, correlating with high mosquito activity periods. This study, conducted in a medium-risk West African country, underscores the importance of understanding seasonal dynamics in Zika virus transmission.

[Quadri et al. \(2017\)](#) presented a framework for disaster situation modeling in smart cities through micro-reporting from mobile phones. This framework, although applied in Brazil, offers a robust tool for disease surveillance and control that could be replicated in African regions facing similar epidemics. [Romero-Leiton et al. \(2023\)](#) highlighted the significance of understanding the epidemiological dynamics of vector-borne diseases through mathematical and statistical models. The review acknowledged Zika virus's long period of circulation in Central Africa and emphasized its continued prevalence.

Furthermore, [Marchi et al. \(2020a\)](#) evaluated the prevalence of Zika virus antibodies in subjects from Mali, Senegal, and The Gambia. Their findings indicated active Zika virus circulation in Senegal and The Gambia, with a strong association between Zika virus prevalence and increasing age. [Shen et al. \(2016\)](#) investigated the genetic evolution and migration pathways of Zika virus through phylogenetic analysis. They identified significant roles of Senegal and Côte d'Ivoire in Zika virus evolution. These insights are crucial for understanding the geographic origins and global spread of Zika virus, informing prevention and control measures.

2.2.3 COVID-19 tracking

The COVID-19 pandemic has posed significant challenges globally, particularly in Africa, where data scarcity and limited healthcare resources have exacerbated the crisis. Artificial intelligence has emerged as a powerful tool to address these challenges by providing real-time tracking, prediction, and decision-making support. Studies have demonstrated the application of machine learning (ML) across various domains to improve pandemic response and management in African countries.

One notable study by the International Monetary Fund developed a machine learning framework to track real-time economic activity in sub-Saharan Africa. The framework, known as “nowcasting,” uses indicators available earlier than official GDP statistics to predict economic activity months or quarters in advance. This approach bridges the gap between policymaking and data availability, providing timely information crucial for effective policy responses during the pandemic. The study shows that machine learning techniques can extract valuable signals from sparse data, significantly improving the timeliness and accuracy of economic assessments in the region ([Barhoumi et al., 2022](#)).

In the healthcare domain, predicting COVID-19 mortality in intensive care units (ICUs) has been a critical application of ML in Africa. [Chimbunde et al. \(2023\)](#) revealed several critical insights into the determinants of COVID-19 ICU mortality in South Africa. The semi-parametric logistic regression model identified significant predictors, including advanced age, severe symptoms, low oxygen saturation, and the presence of asthma. The study highlighted that asthmatic patients had six times higher odds of mortality. Performance metrics for the machine learning models were promising, with the artificial neural network model achieving an accuracy of 71%, precision of 83%, F1 score and MCC of 100%, and recall of 88%, demonstrating robust predictive capability. In comparison, the random forest model provided a recall of 76%, precision of 87%, and MCC of 65%. Both models consistently identified age, intubation status, cluster, diabetes, and hypertension as top predictors of mortality.

Machine learning has also been applied to predict the issuance of COVID-19 stay-at-home orders (SAHOs) in Africa. Researchers applied machine learning techniques to predict the issuance of SAHOs in 54 African countries ([Mansell et al.,](#)

2023). The results revealed significant predictors, including temporal diffusion, previous adoption by other countries, median age, cumulative COVID-19 cases per doctor, land area, death rate from air pollution, urban population percentage, time required to start a business, and the percentage of the population adhering to Islam. Temporal diffusion emerged as the strongest predictor, indicating that countries were influenced by the actions of their peers. The model's accuracy improved to 78% with these variables, and it demonstrated the value of machine learning in uncovering complex relationships in health policy-making.

Additionally, [Abegaz and Etikan \(2022\)](#) proposed an AI-driven ensemble model to predict COVID-19 mortality in East Africa. Their study compared several models, including adaptive neuro-fuzzy inference system (ANFIS), feed-forward neural network (FFNN), support vector machine (SVM), and multiple linear regression (MLR), finding that the ANFIS ensemble model performed best with a coefficient of determination of 0.9273, effectively boosting the predictive performance of individual AI-driven models.

Machine learning applications extend to virus detection, spread prevention, and medical assistance. [Onovo et al. \(2020\)](#) employed Lasso regression and Empirical Bayesian Kriging (EBK) to identify and spatially analyze key factors associated with COVID-19 outbreaks in sub-Saharan Africa. Utilizing data from Johns Hopkins University and additional socio-demographic and health indicators, the study identified seven significant predictors of COVID-19 risk, including new HIV infections, pneumococcal conjugate-based vaccine, incidence of malaria, and diarrhea treatment. The geospatial analysis demonstrated increasing COVID-19 spread daily with significant clustering in South Africa and potential increases in West African countries.

[Ibrahim et al. \(2023\)](#) evaluated the performance of various ML models across multiple African countries. The study found that in North Africa, particularly in Morocco, the SVM model achieved the highest validation performance, while ANFIS outperformed other models in Sudan. In East Africa, ANFIS demonstrated superior accuracy in Rwanda, and in West Africa, Nigeria's predictions were more accurate using AI models, especially ANFIS. In Southern Africa, ANFIS performed well in Namibia and South Africa, with the highest validation accuracy observed in Central Africa's

Cameroon using ANFIS.

AI and big data have been leveraged to improve COVID-19 public health responses and vaccine distribution in Africa. The Africa-Canada Artificial Intelligence and Data Innovation Consortium (ACADIC) developed a deep neural network (DNN) model to prioritize vaccination for vulnerable populations in Gauteng Province, South Africa. The model demonstrated that vaccinating 20% of the adult population could reduce severe COVID-19 illness by over 80% ([Mellado et al., 2021](#)).

[Whata and Chimedza \(2021\)](#) developed a hybrid model combining long-short term memory auto-encoder (LSTMAE) and kernel quantile estimator (KQE) to detect change-points in population mobility data, quantifying the causal effects of lockdown measures on various locations. The study found significant decreases in mobility across all categories, with the most notable reductions in grocery and pharmacy, workplaces, retail and recreation, transit stations, parks, and residential areas, all with p-values less than 0.05.

Further, [Busari and Samson \(2022\)](#) provided a detailed comparison of different forecasting models for predicting new COVID-19 cases in Nigeria. The inverse regression model outperformed other regression models, with ARIMA (4, 1, 4) standing out among ARIMA models. For machine learning models, the Fine tree algorithm emerged as the best performer, achieving an R^2 of 0.90 and an RMSE of 0.22165, demonstrating superior forecasting accuracy.

Innovative uses of technology have been observed across different African nations in response to the pandemic. Ethiopia and Sierra Leone implemented internet-based payment systems and electronic passes for physical distancing, while drones were used in South Africa, Morocco, Sierra Leone, and Tunisia for public health messaging and disinfection ([Maharana et al., 2021](#)). Countries like Senegal and Uganda promoted hygiene through locally designed contactless soap dispensers and solar-powered handwashing sinks. Mass communication technologies were employed, with Kenya's Ushahidi platform gathering information and offering help during lockdowns, and Guinea using SMS messaging and caller ringtones for information dissemination.

In the realm of disease surveillance, dashboards were developed to monitor COVID-19 cases, tests, and deaths. Tunisia used Tableau dashboards, Rwanda implemented a GIS system, and South

Africa repurposed technology for tracking COVID-19 clusters. Mobile applications were developed for recording personal information and temperature in Ethiopia, and contact tracing applications were used in Ghana and Tunisia. Genomic epidemiology played a significant role, with Ghanaian, Zambian, and Gambian scientists utilizing genomic sequencing for tracking virus mutations and infection origins. Innovative approaches such as sample pooling and home-grown swab tests were employed in disease diagnosis to increase testing capacity and reduce costs.

To improve pandemic preparedness, [Mulenga et al. \(2023\)](#) employed various ML models to predict mortality in hospitalized COVID-19 patients in Zambia. The XGBoost model achieved the best performance with an accuracy of 92.3%, recall of 94.2%, F1-score of 92.4%, and ROC AUC of 97.5%, identifying key features such as length of stay, white blood cell count, age, and underlying health conditions as significant predictors of mortality.

Predictive models were also used to estimate confirmed cases and deaths due to COVID-19 in Africa. [Likassa et al. \(2021\)](#) employed several models, including cubic and quadratic algorithms, revealing that the cubic model outperformed others with an R^2 of 0.996 and an F-value of 538.334, showing significant regional variations in COVID-19 spread and impact.

[Mathaha et al. \(2022\)](#) explored the impact of COVID-19 on Botswana and South Africa, using AI to identify high-risk population groups and assist in prioritizing vaccine distribution. The AI model, a deep neural network, classified patients based on health status, and emphasized the elderly who accounted for 70% of major COVID-19 comorbidities like hypertension and diabetes.

[Maurice et al. \(2021\)](#) aimed to predict the trajectory of COVID-19 infections in Kenya using the ARIMA model. The study identified ARIMA(0,1,2) as the best fit, projecting a constant increase in cases before the curve eventually flattens, which aids in resource planning and management.

Using data from Cheikh Zaid Hospital, [Laatifi et al. \(2022\)](#) combined biological and non-biological data to identify key indicators of COVID-19 severity. They achieved 100% accuracy using classifiers like XGBoost, AdaBoost, Random Forest, and ExtraTrees. [Madani et al. \(2021\)](#) evaluated various ML algorithms for detecting fake COVID-

19 news on Twitter and found that the Random Forest algorithm achieved the highest accuracy of 79%.

[Dodoo et al. \(2024\)](#) identified barriers to COVID-19 vaccine uptake in Ghana, using machine learning algorithms to highlight significant predictors such as age, facility type, marital status, and health insurance status. The random forest model achieved the highest predictive accuracy with an AUC of 0.82, demonstrating its effectiveness in identifying factors influencing vaccine uptake.

[Diallo et al. \(2022\)](#) developed clinical predictive models in Senegal to estimate the likelihood of COVID-19 infection using basic patient information, achieving an accuracy of 73% and an AUROC of 69%. The best-performing models were XGBoost and ANN, demonstrating the utility of AI in clinical prediction.

In Senegal, [Ndiaye et al. \(2020\)](#) applied various ML techniques for forecasting COVID-19 and found that the MLP and Prophet models provided the most accurate forecasts. In Egypt, [Marzouk et al. \(2021\)](#) used LSTM and CNN models to predict COVID-19 cases, with LSTM achieving superior accuracy. Similarly, [Amar et al. \(2020\)](#) analyzed COVID-19 data in Egypt using regression models, with the fourth-degree polynomial model providing the best fit for predicting future cases.

Beyond genomic epidemiology, ML was also utilized to address the infodemic during the COVID-19 pandemic. For instance, [Mutanga et al. \(2022\)](#) analyzed 68,000 tweets related to COVID-19 in South Africa, revealing significant findings such as the prevalence of conspiracy theories linking 5G technology to the virus spread and public reactions to alcohol sales bans. The study underscored the importance of sentiment analysis in detecting fake news and highlighted the role of social media in shaping public perceptions during the pandemic.

2.2.4 Malaria reporting

In recent years, the application of machine learning (ML) techniques in malaria reporting and prediction has gained significant traction, demonstrating their potential in enhancing disease surveillance, diagnosis, and control strategies across various regions in Africa. Researchers in Senegal developed ML models to predict malaria prevalence based on rainfall patterns, utilizing monthly and province-wise datasets of recorded malaria cases from 2009 to 2021, along with satellite-derived rainfall estimates ([Ileperuma et al., 2023](#)). This approach

aimed to forecast the number of malaria cases for the next three months across different regions and emphasized the importance of selecting suitable ML algorithms for effective prediction modeling.

In Tanzania, a study focused on diagnosing malaria using data from the Morogoro and Kilimanjaro regions. A random forest ML model achieved high accuracy rates of 95% in Kilimanjaro, 87% in Morogoro, and 82% across the entire dataset, based on demographic data and clinical symptoms (Mariki et al., 2022). This highlights the regional specificity in malaria prediction, which can inform targeted intervention strategies.

The performance of three deep learning models—CNN, MobileNetV2, and ResNet50—was compared using a dataset of 27,558 blood smear images from the NIH. The MobileNetV2 model achieved the highest accuracy at 97.06%, followed by ResNet50 and CNN. ResNet50 also demonstrated superior precision (0.97), recall (0.97), and ROC AUC value (96.73), which indicated a robust ability to distinguish between infected and uninfected cells (Hemachandran et al., 2023).

Researchers have also leveraged climate data for malaria prediction. A model developed by Nkiruka et al. (2021) classified malaria incidence based on climate variability across six Sub-Saharan African countries using the XGBoost algorithm. The model achieved high accuracy and AUC scores, with mean AUC scores of 0.97 for Mali, 0.94 for Cameroon, 0.91 for DRC, 0.97 for Nigeria, 0.94 for Niger, and 0.92 for Burkina Faso. The integration of feature engineering and k-means clustering significantly improved the model's accuracy and underscored the role of climate variables in malaria transmission.

In another comprehensive study, Masinde (2020) evaluated nine ML algorithms using historical climate and malaria incidence data in Africa, with Gradient Boosted Trees achieving the highest overall rank. The developed malaria predictor system, leveraging deep learning, achieved a prediction accuracy of up to 99%. These findings underscore the potential of ML techniques in providing accurate malaria outbreak predictions and enhancing early warning systems.

In Burkina Faso, a data-driven early warning system for predicting malaria epidemics demonstrated notable accuracy and reliability. The developed algorithm maintained a precision of 30% and a recall rate of over 99% for low epidemic alert thresholds, and precision improved significantly to

over 99% for high alert thresholds (Harvey et al., 2021). Incorporating rainfall data further improved prediction accuracy.

Machine learning has also been applied to classify different clinical malaria outcomes using haematological data. In Ghana, six different ML approaches were evaluated, with an artificial neural network emerging as the best model. The multi-classification model achieved over 85% accuracy, and binary classifiers identified key haematological parameters distinguishing uncomplicated malaria from non-malarial infections and severe malaria from non-malarial infections with high accuracy (Morang'a et al., 2020).

Sea surface temperature (SST) variability has been investigated as a predictive tool for malaria outbreaks. Researchers found significant correlations between SST variability and malaria outbreaks, particularly in the Indian Ocean and western Pacific Ocean. ML models trained with these climatic indices and past malaria cases achieved prediction accuracies of up to 80% for a lead time of up to 9 months (Martineau et al., 2022).

In Zimbabwe, various ML models, including logistic regression and random forest, were evaluated for predicting malaria incidences based on environmental factors. Logistic regression and random forest both achieved the highest prediction accuracy at 83% and demonstrated the efficacy of these models in guiding resource allocation and early warning system development (Mbunge et al., 2022).

An analysis of environmental factors influencing the biting rates of malaria vectors in Burkina Faso revealed significant correlations between biting rates and meteorological and landscape variables. Random forest models showed good predictive accuracy, with PR-AUC values of 0.56 for *An. funestus*, 0.46 for *An. gambiae s.s.*, and 0.60 for *An. coluzzii* (Taconet et al., 2021).

In Northern Benin, an intelligent malaria outbreak warning model using climatic variables was developed. The SVM algorithm performed the best, predicting 82% of malaria incidence. The model projected an increase in malaria incidence from 2021 to 2050 under different climate scenarios (Gbaguidi et al., 2024).

The effectiveness of various machine learning algorithms for identifying malaria parasites in blood smear images was investigated, with the Fine Gaussian SVM exhibiting the highest true positive rate (99.8%) for detecting plasmodium, though its over-

all accuracy was lower at 82.0%. Subspace k-nearest neighbors achieved the best overall performance with an accuracy of 86.3% (Olugboja and Wang, 2017).

In Nigeria, the Region-specific Elastic-Net based Malaria Prediction System (REMPS) was developed, achieving $MAE \leq 0.06$ and $MSE \leq 0.007$, with over 80% of predictions falling within a clinically relevant error tolerance range (Brown et al., 2020). This system demonstrates the potential of supervised ML techniques in predicting malaria prevalence with high accuracy.

The use of deep learning CNN approaches to predict the geographic origin of malaria infections using whole genome sequence data from *Plasmodium falciparum* and *Plasmodium vivax* showed over 90% accuracy at the country level and highlighted the potential of ML in supporting malaria control and elimination efforts (Deelder et al., 2022).

2.2.5 Poliovirus surveillance

Poliovirus surveillance has been significantly improved by the integration of artificial intelligence across Africa, leading to improved detection and reporting systems. One notable innovation is the Auto-Visual AFP Detection and Reporting (AVADAR) system, which employs machine learning algorithms to analyze video footage captured by community health workers using smartphones. Trained to recognize signs of acute flaccid paralysis (AFP), such as limb weakness or paralysis in children under 15, AVADAR generates automatic alerts for rapid investigation and response by health authorities (Shuaib et al., 2018). The implementation of AVADAR in Nigeria, for instance, resulted in a substantial increase in AFP case detection and reporting (Shuaib et al., 2018).

Geographic information systems (GIS) and spatial analysis are also utilized to map and visualize polio cases, vaccination coverage, and population movements in real-time. These technologies, integrated with AI algorithms, enable researchers to identify high-risk areas, predict potential outbreaks, and optimize resource allocation for vaccination campaigns (Kamadjeu, 2009; Dougherty et al., 2019; Oteri et al., 2021; Gammino et al., 2014; Thompson and Kalkowska, 2020). For example, environmental surveillance has benefited from AI through the use of Digital Elevation Modeling and machine learning techniques to improve poliovirus detection in sewage and wastewater samples. This improves early warning capabilities and

allows for targeted interventions in areas where the virus may be circulating undetected (Hamisu et al., 2022).

AI-driven initiatives have demonstrated promising results. In Nigeria, AVADAR significantly increased the detection of AFP cases, and the use of GIS and AI-powered spatial analysis improved the targeting of vaccination campaigns and the identification of under-immunized populations (Shuaib et al., 2018; Dougherty et al., 2019). Additionally, the WHO Regional Office for Africa supports the development and implementation of AI in polio eradication efforts through small research grants for innovative projects leveraging AI and machine learning for polio surveillance and public health applications.³

In Nigeria, the study by Hamisu et al. (2022) aimed to improve environmental surveillance (ES) sensitivity for poliovirus detection by evaluating various site characteristics. Data collected over four quarterly visits to 78 ES sites across 21 states revealed significant variability in enterovirus detection rates, ranging from 9% to 100%. High-performing sites were associated with larger catchment populations, higher total dissolved solids, and elevated pH levels. The correlation between catchment population estimates derived from digital elevation models (DEM) and GRID3 data with enterovirus detection highlighted the reliability of publicly available population data. Predictive models using random forests demonstrated that water quality data, field team observations, and ES officer estimates could predict site performance with a median accuracy of 75%.

Machine learning models have also been employed to predict polio outbreaks. Khan et al. (2020) developed a model integrating data from the National Institute of Health (NIH), medical store sales records, and transport logs to analyze the spatio-temporal spread of polio. The K-means clustering algorithm identified potential outbreaks based on increased sales of polio-related medicines and travel patterns of affected individuals, showing the model's effectiveness in early detection of high-risk regions.

The study by Schaible et al. (2019) analyzed polio-related tweets and media articles across India, Iraq, Nigeria, Pakistan, and Syria using latent Dirichlet allocation modeling. The analysis revealed thematic differences between Twitter and

³Retrieved from <https://polioeradication.org> and <https://www.afro.who.int/health-topics/polio>. Accessed on July 7, 2024.

traditional media. Tweets from India predominantly celebrated its polio-free status, while those from Pakistan focused on eradication efforts and challenges due to political instability. Traditional media, however, emphasized negative themes like violence and conflicts and suggested that social media might be more favorable for promoting health campaigns and engaging global audiences positively.

The S2M model by [Zhou \(2016\)](#) examined the genetic state transitions of poliovirus from the Sabin-1 vaccine strain to the Mahoney wild type, incorporating parameters like replication error rate and recombination rate. Simulations demonstrated the complex interplay of these factors in driving genetic transitions and highlighted the model's utility in understanding poliovirus evolution.

In Nigeria, the use of satellite data has significantly improved polio vaccination campaigns. [Borowitz et al. \(2023\)](#) detailed how accurate GIS maps created from satellite data identified over 3,000 previously unmapped settlements, increasing vaccination coverage in Kano state from 60% in 2011 to 89% in 2014. This approach resulted in substantial economic benefits, estimated at \$46.0 million to \$153.9 million in one year, primarily from reduced vaccination campaign efforts and health benefits of preventing polio cases.

In South Africa, [Waggie et al. \(2012\)](#) conducted a trial comparing monovalent type 1 (mOPV1) and type 3 (mOPV3) oral poliovirus vaccines with trivalent oral poliovirus vaccine (tOPV) in newborns. The results showed higher seroconversion rates for mOPV1 and mOPV3 compared to tOPV, supporting their use in supplemental immunization activities in regions where these poliovirus types circulate.

A statistical model developed by [O'Reilly et al. \(2011\)](#) analyzed wild poliovirus outbreaks in Africa from 2003 to 2010, identifying significant predictors such as migration, immunization coverage, and child mortality rates. The model demonstrated 82% accuracy in forecasting outbreaks six months in advance, with better immunization coverage associated with shorter and smaller outbreaks.

[Kalkowska et al. \(2021b\)](#) updated a global differential equation-based poliovirus transmission model to incorporate recent data and programmatic experiences. Despite progress, the model indicated ongoing wild poliovirus (WPV1) transmission and the emergence of vaccine-derived poliovirus (cVDPV2), and emphasized the need for

improved immunization coverage and improved outbreak response strategies.

In conflict-affected regions like Borno and Yobe, [Kalkowska et al. \(2021a\)](#) used a deterministic differential equation-based model to assess poliovirus transmission dynamics. The findings indicated that recent immunization efforts have significantly reduced the risk of undetected transmission, although continuous improvement is needed to minimize re-emergence risks.

The spatial metapopulation model by [McCarthy et al. \(2016\)](#) analyzed WPV1 transmission in Kano State, Nigeria, showing a 91% probability of elimination by October 2015. This model, along with other AI-driven initiatives, underscores the critical role of advanced technologies in enhancing polio surveillance and eradication efforts across Africa.

2.2.6 Mental health monitoring

The use of mobile technology and machine learning to identify predictors of mental health disorders has shown promising results across various African countries. In Kenya, [Njoroge et al. \(2023\)](#) deployed a mobile application platform that utilized artificial intelligence and machine learning to identify predictors of mental health disorders among healthcare workers. The aim was to create agile and scalable systems for rapid diagnostics and precise interventions to mitigate depression and promote a healthy healthcare workforce.

[Alharahsheh and Abdullah \(2021\)](#) explored the use of machine learning algorithms to predict depression among individuals in Kenya using a dataset from the Busara Center, which included over 70 features related to participants' health, economic activity, financial flows, and household composition. They tested several models, including SVM, Random Forest, Ada Boosting, and Voting-Ensemble techniques, with the Voting-Ensemble model achieving the highest performance (F1-score of 0.78 and accuracy of 85%).

The complexities of using AI and ML for diagnosing mental health disorders in sub-Saharan Africa were addressed by [Ugar and Malele \(2024\)](#), who argued that cultural and value-laden judgments must be incorporated into these systems. They emphasized the need for AI and ML systems to understand local perceptions of mental health disorders, avoiding generic designs that might lead to misdiagnosis. The study highlighted challenges specific to African contexts, such as different interpretations of conditions like schizophrenia and psychosis.

Innovative, horizontally integrated models have been developed to improve mental health care for youth in low-resource settings, as demonstrated by [Kutcher et al. \(2019\)](#) in Malawi and Tanzania. Their model, which aimed to improve mental health literacy (MHL) among communities, schools, and healthcare providers, utilized interactive radio programs, school-based MHL curriculum, and competency training for community healthcare providers. Results showed significant positive impacts, including increased awareness and reduced stigma around mental health issues among youth and teachers.

In KwaZulu-Natal, South Africa, [Kemp et al. \(2020\)](#) investigated the integration of depression treatment into primary care and its effectiveness in detecting and referring patients for depression treatment. They found that nurses detected depressive symptoms in 50.5% of participants, referred 36.5% of those detected, and only 23.7% of referred patients attended at least one counseling session. The study identified significant associations between depressive symptom severity, alcohol use severity, perceived stress, and detection.

Socioeconomic factors influencing depression were explored by [Folb et al. \(2015\)](#) among 4,393 adults with chronic illnesses attending primary care clinics. Higher baseline depression scores were linked to lower education and income levels, with over 56% of participants exhibiting significant depression symptoms. The use of antidepressant medication was more common among those with higher education and income.

The prevalence and predictors of postpartum depression (PPD) among HIV-infected and HIV-negative women were measured by [Mokhele et al. \(2019\)](#) in a cross-sectional survey involving 1,151 women. They found that 25.0% of women experienced PPD, with 10.4% having major PPD. A higher proportion of HIV-negative women experienced PPD compared to HIV-positive women, with living arrangements and antenatal care attendance identified as significant predictors.

In a study of burnout and depression among surgeons, [Commander et al. \(2020\)](#) found that 48% experienced moderate to severe depression and 38% suffered from burnout. The key predictors included serious professional conflict, difficulty accessing childcare, and racial discrimination. African surgeons reported a more positive outlook compared to their non-African counterparts despite significant challenges.

The prevalence of suicidal ideation among South

African university students was investigated by [Bantjes et al. \(2016\)](#), who found higher rates compared to the general population and other student populations globally. Symptoms of depression and posttraumatic stress were significant predictors of suicidal ideation.

[Bigna et al. \(2019\)](#) conducted a systematic review and meta-analysis on the prevalence of depressive disorders among people living with HIV (PLHIV) in Africa, incorporating data from 118 studies with 60,476 participants across 19 countries. They found that the overall prevalence of depressive disorders was 36.5%, with probable major depressive disorders affecting 14.9%. The study highlighted significant heterogeneity in prevalence rates, influenced by diagnostic tools, study period, and geographical distribution.

[Brathwaite et al. \(2020\)](#) explored the applicability of a depression prediction model, initially developed in Brazil, to Nigerian adolescents. The model demonstrated better-than-chance discrimination (AUC = 0.62) but was not well-calibrated, indicating the need for context-specific adjustments to improve predictive accuracy. [Amu et al. \(2021\)](#) investigated the prevalence and factors influencing depression, anxiety, and stress among 2,456 adults in Ghana. They found that 51.8% experienced at least one mental health issue, with significant predictors including education and income levels.

The prevalence and predictors of prestroke depression and its association with poststroke depression (PSD) in Ghana and Nigeria were examined by [Ojagbemi et al. \(2022\)](#). Prestroke depression was found in 7.1% of participants, with significant associations identified between prestroke depression and factors such as tachycardia and low consumption of green leafy vegetables.

The effectiveness of the Beck Depression Inventory-I (BDI-I) in screening for major depressive disorder (MDD) among individuals seeking HIV testing was investigated by [Saal et al. \(2018\)](#). The BDI-I demonstrated moderate accuracy in predicting MDD and suggested the need for clinical interviews to confirm diagnoses.

The prevalence and predictors of depression among hypertensive patients in Ghana and Nigeria were assessed by [Ademola et al. \(2019\)](#). They found a higher prevalence of depression among Ghanaian patients (41.7%) compared to Nigerian patients (26.6%), with significant associations in Nigeria including younger age and concerns about medication.

AIDS-related stigmas and their impact on mental health were examined by [Simbayi et al. \(2007\)](#), revealing significant correlations between stigmas and cognitive–affective depression among HIV-positive individuals in South Africa.

[Khumalo et al. \(2022\)](#) investigated the validity of the dual-continua model of mental health among African university students from Ghana, Kenya, Mozambique, and South Africa. Their study found support for the model and identified distinct mental health classes among students.

Depression among snakebite patients and its predictors were explored by [Muhammed et al. \(2017\)](#) in Nigeria, identifying key predictors such as snakebite complications and financial loss. The prevalence of PTSD, depression, and anxiety among Ebola Virus Disease (EVD) survivors in Beni, Democratic Republic of Congo, was assessed by [Kaputu-Kalala-Malu et al. \(2021\)](#). Their study highlighted significant associations with factors such as gender, persistent headaches, and loss of loved ones.

Top Performing Models

Figure 4 displays the best performances and models found in the literature for real-time health surveillance in Africa. It highlights the dominance of machine learning models over traditional methods. For example, Influenza prediction using SVM achieved an R^2 of 0.9068 ([Nsoesie et al., 2021](#)), and Zika Virus detection with BPNN reached a high accuracy of 0.966 ([Jiang et al., 2018](#)). COVID-19 detection using XGBoost reported a high F1 Score of 0.924 ([Mулenga et al., 2023](#)), while Malaria detection with MobileNetV2 achieved an accuracy of 0.971 ([Hemachandran et al., 2023](#)). Poliovirus prediction using a Spatial Metapopulation model yielded a probability of 0.91 ([McCarthy et al., 2016](#)), and Mental Health assessment with a Voting-Ensemble model attained an accuracy of 0.85 ([Alharahsheh and Abdullah, 2021](#)). These results underscore the effectiveness of machine learning models, which consistently outperform traditional methods.

3 Opportunities for AI in Africa

Artificial Intelligence holds immense potential to address various challenges in healthcare across

Africa. AI technologies can help African nations bridge infrastructure gaps, empower local health workers, and improve community engagement. These advancements can ultimately improve health outcomes and disease management (**RQ1**).

3.1 Bridging infrastructure gaps

One of the most significant opportunities for AI in Africa lies in addressing the infrastructure gaps that hinder effective healthcare delivery. Many regions in Africa suffer from limited access to healthcare facilities, diagnostic tools, and medical resources. AI can help bridge these gaps through innovative solutions such as telemedicine, mobile health applications, and automated diagnostic systems.

Telemedicine platforms, powered by AI, can connect patients in remote areas with healthcare providers in urban centers, enabling timely consultations and reducing the need for long-distance travel ([Chitungo et al., 2021](#)). AI-driven diagnostic tools, such as mobile applications that analyze medical images or symptoms, can assist healthcare workers in making accurate diagnoses, even in resource-limited settings. These tools can utilize machine learning algorithms to identify diseases like malaria, tuberculosis, and HIV from images of blood smears or other diagnostic tests, ensuring early detection and treatment ([Roche et al., 2024](#)).

Moreover, AI can optimize the allocation of limited resources by predicting disease outbreaks and identifying high-risk areas. Predictive models that integrate data from various sources, including environmental factors, social determinants, and health records, can guide the distribution of medical supplies, vaccines, and healthcare personnel to areas where they are most needed. This proactive approach can help prevent disease spread and improve overall healthcare efficiency.

3.2 Empowering local health workers

AI has the potential to significantly empower local health workers by providing them with the tools and knowledge needed to deliver high-quality care. In many African countries, there is a shortage of trained healthcare professionals, and those available often lack access to continuous training and professional development opportunities. AI-driven educational platforms and decision-support systems can address these challenges ([Karabacak and Margetis, 2023](#)).

AI-powered educational platforms can offer interactive training modules, simulations, and real-

time feedback to healthcare workers, enhancing their skills and knowledge. These platforms can be tailored to local contexts and languages, making them accessible and relevant. Additionally, AI-driven decision-support systems can assist healthcare workers in diagnosing and managing diseases by providing evidence-based recommendations and treatment protocols (Denecke et al., 2024).

For instance, AI algorithms can analyze patient data and suggest personalized treatment plans, considering factors such as comorbidities, genetic information, and local disease patterns. This support can improve the accuracy of diagnoses and treatment outcomes, especially in rural and underserved areas. Providing local health workers with AI tools improves the resilience and capability of healthcare systems to handle a wide range of health issues.

3.3 Enhancing community engagement

AI can play a crucial role in enhancing community engagement and promoting public health awareness. Effective health interventions often require community participation and behavior change, which can be challenging to achieve. AI-driven tools can facilitate communication, education, and engagement with communities, fostering a collaborative approach to health improvement.

Chatbots and virtual health assistants, powered by AI, can provide communities with reliable health information, answer questions, and dispel myths and misconceptions about diseases and treatments (Yang et al., 2023b). These tools can operate in multiple languages and be accessible via mobile phones, which make them particularly useful in diverse and multilingual populations (Restrepo et al., 2024).

Furthermore, AI can help design and evaluate community health programs by analyzing data on health behaviors, social networks, and cultural practices. Machine learning algorithms can identify patterns and trends in community health data, allowing public health officials to tailor interventions to specific community needs and preferences. Engaging communities in the design and implementation of health programs ensures that interventions are culturally appropriate and effective.

In addition, AI can support the monitoring and evaluation of health initiatives by providing real-time data analysis and feedback. This capability allows for the continuous improvement of programs and the identification of best practices that can be scaled up or replicated in other regions. Engag-

ing communities through AI-driven tools can lead to more sustainable health outcomes and a greater sense of ownership and responsibility for health improvement.

3.4 Leveraging large language models

Large language models (LLMs) represent a significant opportunity for advancing healthcare in Africa. These models, capable of understanding and generating human language, can be instrumental in overcoming language barriers, enhancing communication, and providing tailored health information and support (Thirunavukarasu et al., 2023). They facilitate the translation of medical information and resources into various African languages, ensuring that critical health knowledge is accessible to broader populations, thereby improving health literacy and enabling individuals to make informed health decisions.

In healthcare settings, LLMs assist in documentation and record-keeping by transcribing and summarizing medical consultations, freeing up time for healthcare workers to focus on patient care. They also aid in creating personalized health education materials by generating content that addresses specific health concerns and cultural contexts (Thirunavukarasu et al., 2023; Clusmann et al., 2023). Moreover, LLMs support research and data analysis by processing large volumes of medical literature and identifying relevant studies, trends, and insights, which can accelerate the development of new treatments and interventions tailored to the unique health challenges faced by African populations (Karabacak and Margetis, 2023).

The rapid advancements in LLMs have shown significant performance improvements in healthcare-specific tasks. Models like BioBERT, SCIBERT, and PubMedBERT, trained on biomedical corpora, have demonstrated superior capabilities in medical inference and disease name recognition compared to general LLMs (Ray, 2024). Similarly, ClinicalBERT and GatorTron, trained on clinical notes and electronic health records, excel in understanding and processing clinical data. Conversational models like Med-PaLM and ChatDoctor, fine-tuned with medical domain knowledge, improve patient-physician interactions and diagnostic accuracy through real-time dialogue and clinical decision support systems (Yang et al., 2023b).

LLMs have practical applications across various stages of the patient care journey. In preconsultation, they assist with triaging patients, recom-

mending appropriate medical specialties, and enhancing access to care through remote diagnosis systems. During diagnosis, LLMs generate concise summaries of patient histories, support clinical decision-making, and integrate with computer-aided diagnosis (CAD) systems to interpret medical images. In patient management, they improve medication compliance and patient education by providing tailored information in simple language. Additionally, LLMs streamline administrative tasks, such as drafting discharge summaries and automating responses to patient queries, reducing the burden on healthcare professionals. Despite these promising applications, addressing challenges related to data privacy, bias, interpretability, and the role of LLMs in clinical practice is crucial to ensure safe and effective deployment (Yang et al., 2023b).

The effectiveness and safety of using LLMs to assist in drafting responses to patient messages within EHR systems have been studied. For instance, at Brigham and Women's Hospital, an observational study found that LLM-assisted responses were significantly longer and provided more extensive education and self-management recommendations compared to manual responses. However, a small percentage of LLM-generated drafts posed risks of severe harm, underscoring the importance of rigorous evaluation and monitoring of LLMs in clinical settings to prevent automation bias and ensure that LLMs improve, rather than compromise, patient care (Chen et al., 2024).

Furthermore, a Delphi study highlighted the potential impacts, both positive and negative, of implementing LLMs in healthcare. Promising use cases include supporting clinical tasks such as patient education and chronic disease management, automating documentation processes like clinical coding and summarization, and aiding in medical research and education. However, significant risks include cybersecurity breaches, patient misinformation, ethical issues, and biased decision-making. Addressing these risks through stringent data privacy regulations, quality assessment standards, and comprehensive training for healthcare professionals is essential to ensure the successful implementation of LLMs in healthcare (Denecke et al., 2024).

4 Challenges and Considerations

Despite the promising advancements in AI and machine learning for disease detection and prediction, several challenges and considerations must be ad-

ressed to ensure these technologies' effective and ethical implementation (RQ2).

4.1 Ethical, regulatory and privacy concerns

The integration of AI in healthcare raises significant ethical, regulatory and privacy concerns. The collection, storage, and analysis of large datasets, including electronic health records, social media data (Xu et al., 2022a), and environmental sensors, necessitate robust data privacy measures to protect sensitive information. In many African countries, the regulatory frameworks for data protection are still developing, creating vulnerabilities that could be exploited. Ensuring patient confidentiality and securing data against breaches is paramount, especially given the potential misuse of health information (Alharahsheh and Abdullah, 2021; Ileperuma et al., 2023; Li et al., 2023).

Moreover, the ethical implications of AI decision-making in healthcare need careful consideration. AI algorithms can inadvertently perpetuate existing biases in healthcare data, leading to unfair treatment outcomes for marginalized populations (Ugar and Malele, 2024). Transparency in AI models and the inclusion of diverse datasets are essential to mitigate bias and ensure equitable healthcare delivery. Ethical guidelines and frameworks must be established to govern the use of AI in healthcare, emphasizing accountability, fairness, and the protection of patient rights (Njoroge et al., 2023).

4.2 Capacity building and training

The successful deployment of AI technologies in disease detection and prediction in Africa depends significantly on local capacity building and training. Many healthcare systems in Africa face challenges such as limited access to technology, insufficient infrastructure, and a shortage of skilled healthcare professionals proficient in AI and data analytics (Nsoesie et al., 2021). Addressing these gaps requires substantial investment in education and training programs to equip healthcare workers with the necessary skills to utilize AI tools effectively.

Capacity building should also focus on developing local expertise in AI and machine learning, fostering innovation, and encouraging the creation of contextually relevant solutions. Collaborations between governments, educational institutions, and international organizations can facilitate knowledge transfer and resource sharing (Kutcher et al., 2019). Strengthening local research capabilities

and promoting interdisciplinary approaches can improve the sustainability and scalability of AI-driven healthcare initiatives (Hamisu et al., 2022).

4.3 Ensuring equity and accessibility

Ensuring equity and accessibility in the application of AI in healthcare is crucial to avoid exacerbating existing disparities. Artificial intelligence technologies must be designed and implemented to benefit all population segments, including those in remote and underserved areas (Ileperuma et al., 2023; Mariki et al., 2022). This requires addressing barriers such as limited internet connectivity, inadequate healthcare infrastructure, and socio-economic inequalities that hinder access to advanced healthcare technologies (Masinde, 2020).

Inclusive artificial intelligence strategies should prioritize the needs of vulnerable and marginalized groups, ensuring that interventions are culturally sensitive and tailored to local contexts (Ugar and Malele, 2024). Policymakers and healthcare providers must work together to develop frameworks that guarantee equitable access to AI-driven healthcare services. This includes leveraging mobile health (mHealth) platforms and community-based approaches to reach populations with limited access to traditional healthcare facilities (Kamadjeu, 2009).

Additionally, engaging communities in the development and implementation of AI solutions can foster trust and acceptance, enhancing the effectiveness of these technologies. Public awareness campaigns and education initiatives can help demystify AI and its benefits, encouraging community participation and support for AI-driven healthcare innovations (Njoroge et al., 2023).

4.4 Electricity limitations

In addition to these challenges, the inconsistent and often unreliable electricity supply in many low-resource regions poses a significant barrier to the effective implementation of AI technologies (Streitfeld, 2018; Lee et al., 2022). Frequent power outages and lack of access to a stable electricity grid can disrupt the functionality of AI systems, hindering continuous data processing and real-time surveillance. AI models require a reliable electricity supply to be trained and to work effectively in real-time (Desislavov et al., 2023).

5 Discussion

The integration of artificial intelligence and machine learning (ML) in disease detection and prediction is proving to be a transformative approach in public health, especially in resource-limited settings like sub-Saharan Africa. The ability of AI to analyze large and complex datasets from various sources, including electronic health records (Tshimula et al., 2023), social media, and environmental sensors, has improved the speed and accuracy of detecting disease outbreaks. This capability is crucial for timely interventions, which are vital for preventing widespread epidemics and managing existing health conditions more effectively (Ebulue et al., 2024a; Xu et al., 2022b).

One of the standout areas where AI has made significant strides is in the detection and prediction of HIV. The use of advanced algorithms such as XGBoost, Random Forest, and Artificial Neural Networks has shown high accuracy in identifying HIV-positive individuals and predicting drug resistance mutations (Powers et al., 2018; Ebulue et al., 2024b). These technologies not only improve the precision of diagnoses but also facilitate targeted screening interventions and personalized treatment plans. This is particularly beneficial in sub-Saharan Africa, where the burden of HIV is substantial, and healthcare resources are often limited. AI-driven models improve healthcare outcomes and support public health authorities in making informed decisions by allowing more efficient allocation of resources and better management of treatment programs (Tim, 2006; Roche et al., 2024).

Similarly, machine learning has been instrumental in predicting and monitoring other infectious diseases like cholera and Ebola. In the case of cholera, predictive models that integrate socioeconomic, environmental, and climatic data have achieved remarkable accuracy (Leo et al., 2019; Ahmad et al., 2024). These models are critical for informing public health strategies, particularly in regions prone to cholera outbreaks due to inadequate sanitation and water access (Charnley et al., 2022; Zheng et al., 2022). For Ebola, the use of patient data, geodemographics, and environmental factors in ML models has facilitated early detection and timely interventions, improving outbreak management (Siettos et al., 2015; Zhang et al., 2015). The success of these models in predicting outbreaks and assessing intervention effectiveness underscores the potential of AI in enhancing disease surveillance and

response mechanisms (Colubri et al., 2019; Pigott et al., 2014).

Measles surveillance has also benefited from the application of machine learning techniques. Predictive models have demonstrated the potential to improve surveillance and immunization strategies, particularly in African countries where measles remains a significant public health challenge (Gyebi et al., 2023; Michael et al., 2024). Studies have shown that machine learning classifiers can outperform traditional statistical methods in predicting measles cases, leading to more robust and proactive public health interventions (Leung and Ferrari, 2024; Nsubuga et al., 2017). The integration of AI-driven predictive models into public health systems can significantly improve disease outbreak preparedness and response, ultimately saving lives and reducing disease burdens (Thakkar et al., 2024; Jahanbin et al., 2024).

AI and ML have also significantly impacted tuberculosis (TB) detection and management. Advanced models, including deep learning frameworks and computer-aided detection (CAD) systems, have shown high sensitivity and specificity in identifying TB cases. For instance, deep learning models have been used to evaluate self-recorded medication intake videos from TB patients and demonstrated high performance in real-time monitoring of medication adherence (Sekandi et al., 2023). Additionally, CAD products have been utilized in South Africa to detect bacteriologically confirmed TB with high accuracy (Qin et al., 2024). These technologies are particularly beneficial in high TB burden regions and can enable timely diagnosis and treatment interventions, which are crucial for controlling TB outbreaks and improving patient outcomes (Oloko-Oba and Viriri, 2022; Kuang et al., 2022).

Real-time surveillance and reporting have been revolutionized by AI-powered tools, which continuously monitor data and generate alerts when unusual patterns are detected (Nsoesie et al., 2021; Olukanmi et al., 2021). This advancement is crucial in Africa, where delays in data reporting can hinder timely responses to health threats. For instance, AI and ML have been effectively used to forecast influenza-like illness trends, leveraging data from Google searches and historical records (Yang et al., 2023a; Cheng et al., 2020). The integration of such data sources has improved the accuracy of predictions, highlighting the potential of ML techniques to improve early warning systems and public health

preparedness (Jang et al., 2021; Mejía et al., 2019).

Furthermore, AI has been instrumental in monitoring and predicting the spread of vector-borne diseases such as Zika virus and malaria. Machine learning models have been developed to map epidemic outbreaks, identify high-risk areas, and forecast disease prevalence based on climatic factors (Jiang et al., 2018; Akhtar et al., 2019). These models facilitate timely interventions by predicting outbreaks and identifying high-risk zones, which is essential for effective vector control and resource allocation (Ileperuma et al., 2023; Masinde, 2020). For poliovirus surveillance, AI-driven tools like the Auto-Visual AFP Detection and Reporting (AVADAR) system have significantly improved the detection and reporting of acute flaccid paralysis cases, demonstrating the potential of AI in enhancing surveillance and eradication efforts (Shuaib et al., 2018; Kamadjeu, 2009).

Overall, the integration of AI and ML in disease detection, prediction, and surveillance has shown substantial benefits in public health, particularly in African countries. More accurate and timely predictions from AI-driven models support public health authorities in efficiently allocating resources and implementing targeted interventions (Mayemba et al., 2024). The continued development and application of these technologies hold great promise for improving disease outbreak preparedness and response, ultimately contributing to better health outcomes and reduced disease burdens across the continent (Teng et al., 2017; Bigna et al., 2019).

6 Future Directions

Looking ahead, the future of AI in public health holds immense potential for further advancements and applications. One promising avenue is the development of more sophisticated predictive models that can integrate diverse data sources, including genomics, environmental factors, and social determinants of health. These models could offer comprehensive insights into disease dynamics, enabling more precise and timely interventions. Additionally, advancements in AI interpretability, explainability and transparency will be crucial in building trust among healthcare providers and patients, ensuring that AI-driven decisions are understood and accepted by all stakeholders.

Another vital area for future exploration is the implementation of AI in personalized medicine. AI

can tailor treatments to the unique genetic and environmental factors affecting each patient, improving outcomes and reducing the incidence of adverse effects. Furthermore, open-source LLM models offer significant opportunities for enhancing AI capabilities, particularly in low-resource settings such as Sub-Saharan Africa. Customizing these models to meet the specific needs of different healthcare systems can foster innovation and facilitate local implementation, leading to a more inclusive and effective global healthcare system.

7 Conclusion

The integration of artificial intelligence and machine learning in disease detection, prediction, and surveillance has significantly improved public health outcomes in sub-Saharan Africa by leveraging large and complex datasets from sources such as electronic health records, social media, environmental sensors, and human mobility patterns. These advancements have improved the accuracy and speed of detecting disease outbreaks, facilitating timely interventions that prevent widespread epidemics and manage existing health conditions more effectively. AI-driven models have demonstrated exceptional performance in predicting and monitoring infectious diseases like tuberculosis, HIV, cholera, Ebola, measles, Zika virus, and malaria, enabling targeted screening interventions, personalized treatment plans, and efficient resource allocation. Overall, the integration of artificial intelligence and machine learning in public health systems has shown substantial benefits, particularly in resource-limited settings, promising a future of more proactive and efficient disease management, ultimately leading to better health outcomes and reduced disease burdens across the continent.

Acknowledgments

The authors thank all Greprovad members for helpful discussions and comments on early drafts.

References

- K.H. Abegaz and I. Etikan. 2022. Artificial intelligence-driven ensemble model for predicting mortality due to covid-19 in east africa. *Diagnostics*, 12(11):2861.
- A. D. Ademola, V. Boima, A. O. Odusola, F. Agyekum, C. E. Nwafor, and B. L. Salako. 2019. Prevalence and determinants of depression among patients with hypertension: A cross-sectional comparison study in ghana and nigeria. *Nigerian journal of clinical practice*, 22(4):558–565.
- A. Ahmad, R. Prasad, B.K. Sharma, S.I. Yusuf, and Z. Sani. 2024. How can machine learning predict cholera: insights from experiments and design science for action research. *Journal of Water and Health*, 22(1):21–35.
- M. Akhtar, M.U.G. Kraemer, and L.M. Gardner. 2019. A dynamic neural network model for predicting risk of zika in real time. *BMC Medicine*, 17:1–16.
- A. Akinbobola and A.S. Hamisu. 2018. Predicting measles occurrence using some weather variables in kano, north western nigeria. *American Journal of Public Health*, 6(4):195–202.
- J. Alexander, A.B.B. Wilke, A. Mantero, C. Vasquez, W. Petrie, N. Kumar, and J.C. Beier. 2022. Using machine learning to understand microgeographic determinants of the zika vector, aedes aegypti. *PLOS One*, 17(12):e0265472.
- Y. E. Alharahsheh and M. A. Abdullah. 2021. Predicting individuals mental health status in kenya using machine learning methods. In *2021 12th International Conference on Information and Communication Systems (ICICS)*, pages 94–98. IEEE.
- M.S. Alie and Y. Negesse. 2024. Machine learning prediction of adolescent hiv testing services in ethiopia. *Frontiers in Public Health*, 12:1341279.
- M.P. Alves, N.J. Vielle, V. Thiel, and S. Pfaender. 2018. Research models and tools for the identification of antivirals and therapeutics against zika virus infection. *Viruses*, 10(11):593.
- L.A. Amar, A.A. Taha, and M.Y. Mohamed. 2020. Prediction of the final size for covid-19 epidemic using machine learning: A case study of egypt. *Infectious Disease Modelling*, 5:622–634.
- H. Amu, E. Osei, P. Kofie, R. Owusu, S. A. Bosoka, K. D. Konlan, E. Kim, V. N. Orish, R. S. Maalman, E. Manu, et al. 2021. Prevalence and predictors of depression, anxiety, and stress among adults in ghana: a community-based cross-sectional study. *PloS one*, 16(10):e0258105.
- J.R. Andrews, C. Morrow, and R. Wood. 2013. Modeling the role of public transportation in sustaining tuberculosis transmission in south africa. *American journal of epidemiology*, 177(6):556–561.
- D. Asma and K. Mahdi. 2021. Analysis and modelling of territorial vulnerability to epidemiological diseases in the wilaya of batna (algeria)—case of tuberculosis. *Geomatics, Landmanagement and Landscape*.
- K. Attai, Y. Amannejad, M. Vahdat Pour, O. Obot, and F.-M. Uzoka. 2022. A systematic review of applications of machine learning and other soft computing techniques for the diagnosis of tropical diseases. *Tropical Medicine and Infectious Disease*, 7(12):398.

- V. Balakrishnan, Y. Kherabi, G. Ramanathan, S.A. Paul, and C.K. Tiong. 2023. Machine learning approaches in diagnosing tuberculosis through biomarkers—a systematic review. *Progress in biophysics and molecular biology*, 179:16–25.
- L.B. Balzer, D.V. Havlir, M.R. Kanya, G. Chamie, E.D. Charlebois, T.D. Clark, C.A. Koss, D. Kwarisiima, J. Ayieko, N. Sang, et al. 2020. Machine learning to identify persons at high-risk of human immunodeficiency virus acquisition in rural kenya and uganda. *Clinical Infectious Diseases*, 71(9):2326–2333.
- J. R. Bantjes, A. Kagee, T. McGowan, and H. Steel. 2016. Symptoms of posttraumatic stress, depression, and anxiety as predictors of suicidal ideation among south african university students. *Journal of American college health*, 64(6):429–437.
- K. Barhoumi, S.M. Choi, T. Iyer, J. Li, F. Ouattara, A. Tiffin, A.J. Tiffin, and J. Yao. 2022. *Overcoming data sparsity: A Machine Learning approach to track the real-time impact of COVID-19 in Sub-Saharan Africa*. International Monetary Fund.
- J. J. Bigna, D. N. Tounouga, A. M. Kenne, T. K. Djikeussi, A. J. Foka, L. N. Um, S. L. Asangbeh, A. T. Sibetcheu, A. D. Kaze, M. S. Ndangang, et al. 2019. Epidemiology of depressive disorders in people living with hiv in africa: a systematic review and meta-analysis: Burden of depression in hiv in africa. *General hospital psychiatry*, 57:13–22.
- D. Bishai, B. Johns, D. Nair, J. Nabyonga-Orem, B. Fiona-Makmot, E. Simons, and A. Dabbagh. 2011. The cost-effectiveness of supplementary immunization activities for measles: a stochastic model for uganda. *The Journal of Infectious Diseases*, 204(suppl_1):S107–S115.
- P.L. Bokonda, K. Ouazzani-Touhami, and N. Souissi. 2021. Which machine learning method for outbreaks predictions? In *2021 IEEE 11th Annual Computing and Communication Workshop and Conference (CCWC)*, pages 825–828. IEEE.
- M. Borowitz, J. Zhou, K. Azelton, and I. Y. Nassar. 2023. Examining the value of satellite data in halting transmission of polio in nigeria: A socioeconomic analysis. *Data & Policy*, 5:e16.
- J. Bouscaillou, J. Evanno, M. Prouté, A. Inwoley, M. Kabran, T. N’Guessan, S. Djé-Bi, S. Sidibé, M. Thiam-Niangoin, B.R. N’guessan, et al. 2016. Prevalence and risk factors associated with hiv and tuberculosis in people who use drugs in abidjan, ivory coast. *International Journal of Drug Policy*, 30:116–123.
- R. Brathwaite, T. B. M. Rocha, C. Kieling, B. A. Kohrt, V. Mondelli, A. O. Adewuya, and H. L. Fisher. 2020. Predicting the risk of future depression among school-attending adolescents in nigeria using a model developed in brazil. *Psychiatry Research*, 294:113511.
- B.J. Brown, P. Manescu, A.A. Przybylski, F. Caccioli, G. Oyinloye, M. Elmi, M.J. Shaw, V. Pawar, R. Claveau, J. Shawe-Taylor, et al. 2020. Data-driven malaria prevalence prediction in large densely populated urban holoendemic sub-saharan west africa. *Scientific Reports*, 10(1):15918.
- E. Budgell, A.L. Cohen, J. McAnerney, S. Walaza, S.A. Madhi, L. Blumberg, H. Dawood, K. Kahn, S. Tempia, M. Venter, et al. 2015. Evaluation of two influenza surveillance systems in south africa. *PLOS One*, 10(3):e0120226.
- Maryanne Buechner. 2024. What unicef is doing about the cholera crisis in africa. *UNICEF USA: February 15, 2024*. <https://www.unicefusa.org/stories/what-unicef-doing-about-cholera-crisis-africa>.
- S.I. Busari and T.K. Samson. 2022. Modelling and forecasting new cases of covid-19 in nigeria: Comparison of regression, arima and machine learning models. *Scientific African*, 18:e01404.
- M. Buscema, M. Asadi-Zeydabadi, W. Lodwick, A. Nde Nembot, A. Bronstein, and F. Newman. 2020. Analysis of the ebola outbreak in 2014 and 2018 in west africa and congo by using artificial adaptive systems. *Applied Artificial Intelligence*, 34(8):597–617.
- S. Caini, C. El-Guerche Séblain, M.A. Ciblak, and J. Paget. 2018. Epidemiology of seasonal influenza in the middle east and north africa regions, 2010–2016: circulating influenza a and b viruses and spatial timing of epidemics. *Influenza and Other Respiratory Viruses*, 12(3):344–352.
- J. Caldwell, L. Lambrechts, and N.H. Rose. 2023. Vector population variation shapes the present and future of zika virus transmission patterns in africa. *Available at SSRN 4612733*.
- A.M. Campbell, M.-F. Racault, S. Goult, and A. Laurenson. 2020. Cholera risk: A machine learning approach applied to essential climate variables. *International Journal of Environmental Research and Public Health*, 17(24):9378.
- C. Carias, J.J. O’Hagan, M. Gambhir, E.B. Kahn, D.L. Swerdlow, and M.I. Meltzer. 2019. Forecasting the 2014 west african ebola outbreak. *Epidemiologic Reviews*, 41(1):34–50.
- G.E.C. Charnley, I. Kelman, N. Green, W. Hinsley, K.A.M. Gaythorpe, and K.A. Murray. 2021. Exploring relationships between drought and epidemic cholera in africa using generalised linear models. *BMC Infectious Diseases*, 21:1–12.
- G.E.C. Charnley, I. Kelman, and K.A. Murray. 2022. Drought-related cholera outbreaks in africa and the implications for climate change: a narrative review. *Pathogens and Global Health*, 116(1):3–12.
- S. Chen, M. Guevara, S. Moningi, F. Hoebbers, H. Elhalawani, B.H. Kann, F.E. Chipidza, J. Leeman, H.JWL Aerts, T. Miller, et al. 2024. The effect of using a

- large language model to respond to patient messages. *The Lancet Digital Health*, 6(6):e379–e381.
- H.-Y. Cheng, Y.-C. Wu, M.-H. Lin, Y.-L. Liu, Y.-Y. Tsai, J.-H. Wu, K.-H. Pan, C.-J. Ke, C.-M. Chen, D.-P. Liu, et al. 2020. Applying machine learning models with an ensemble approach for accurate real-time influenza forecasting in taiwan: Development and validation study. *Journal of Medical Internet Research*, 22(8):e15394.
- H. Chikusi. 2022. *Machine learning model for prediction and visualization of HIV index testing in northern Tanzania*. Ph.D. thesis, NM-AIST.
- E. Chimbunde, L.N. Sigwadhi, J.L. Tamuzi, E.L. Okango, O. Daramola, V.D. Ngah, and P.S. Nyasulu. 2023. Machine learning algorithms for predicting determinants of covid-19 mortality in south africa. *Frontiers in Artificial Intelligence*, 6:1171256.
- I. Chitungo, M. Mhango, E. Mbunge, M. Dzobo, G. Musuka, and T. Dzinamarira. 2021. Utility of telemedicine in sub-saharan africa during the covid-19 pandemic. a rapid review. *Human behavior and emerging technologies*, 3(5):843–853.
- J.-P. Chretien, S. Riley, and D.B. George. 2015. Mathematical modeling of the west africa ebola epidemic. *eLife*, 4:e09186.
- J. Clusmann, F.R. Kolbinger, H.S. Muti, Z.I. Carrero, J.-N. Eckardt, N.G. Laleh, C.M.L. Löffler, S.-C. Schwarzkopf, M. Unger, G.P. Veldhuizen, et al. 2023. The future landscape of large language models in medicine. *Communications medicine*, 3(1):141.
- A. Colubri, M.-A. Hartley, M. Siakor, V. Wolfman, A. Felix, T. Sesay, J.G. Shaffer, R.F. Garry, D.S. Grant, A.C. Levine, et al. 2019. Machine-learning prognostic models from the 2014–16 ebola outbreak: data-harmonization challenges, validation strategies, and mhealth applications. *EClinicalMedicine*, 11:54–64.
- S. J. Commander, D. Ellis, H. Williamson, D. Grabski, A. Y. Sallah, M. Derbew, and T. N. Fitzgerald. 2020. Predictors of burnout and depression in surgeons practicing in east, central, and southern africa. *Journal of Surgical Research*, 255:536–548.
- P.M. David, J. Onno, J. Pourraz, and F. Ahmad Khan. 2024. Tweaking algorithms. technopolitical issues associated with artificial intelligence based tuberculosis detection in global health. *Digital Health*, 10:20552076241239778.
- W. Deelder, E. Manko, J.E. Phelan, S. Campino, L. Palla, and T.G. Clark. 2022. Geographical classification of malaria parasites through applying machine learning to whole genome sequence data. *Scientific Reports*, 12(1):21150.
- M. d’Elbée, M. Harker, N. Mafirakureva, M. Nanfuka, M. Huyen Ton Nu Nguyet, J.V. Taguebue, R. Moh, C. Khosa, A. Mustapha, J. Mwanga, et al. 2023. Cost-effectiveness and budget impact of decentralising childhood tuberculosis diagnosis: a mathematical modelling study in six high tuberculosis incidence countries. *medRxiv*, pages 2023–09.
- K. Denecke, R. May, LLMHealthGroup, and O. Rivera Romero. 2024. Potential of large language models in health care: Delphi study. *Journal of Medical Internet Research*, 26:e52399.
- R. Desislavov, Fernando Martínez-P., and J. Hernández-Orallo. 2023. Trends in ai inference energy consumption: Beyond the performance-vs-parameter laws of deep learning. *Sustainable Computing: Informatics and Systems*, 38:100857.
- A. Diallo, G. Camara, F. Camara, and A. Mboup. 2022. Artificial intelligence approaches to predict covid-19 infection in senegal. *Procedia Computer Science*, 201:764–770.
- C.C. Dodoo, E. Hanson-Yamoah, D. Adedia, I. Erzuah, P. Yamoah, F. Brobbey, C. Cobbold, and J. Mensah. 2024. Using machine learning algorithms to predict covid-19 vaccine uptake: A year after the introduction of covid-19 vaccines in ghana. *Vaccine: X*, 18:100466.
- R.H. Doshi, C. Shidi, A. Mulumba, P. Eckhoff, C. Nguyen, N.A. Hoff, S. Gerber, E. Okitolonda, B.K. Ilunga, and A.W. Rimoin. 2015. The effect of immunization on measles incidence in the democratic republic of congo: Results from a model of surveillance data. *Vaccine*, 33(48):6786–6792.
- L. Dougherty, M. Abdulkarim, F. Mikailu, U. Tijani, K. Owolabi, K. Gilroy, A. Naiya, A. Abdullahi, H. Bodinga, F. Olayinka, et al. 2019. From paper maps to digital maps: enhancing routine immunisation microplanning in northern nigeria. *BMJ global health*, 4(Suppl 5):e001606.
- C.C. Ebulue, O.V. Ekkeh, O.R. Ebulue, and C.S. Eke-siobi. 2024a. Developing predictive models for hiv drug resistance: A genomic and ai approach. *International Medical Science Research Journal*, 4(5):521–543.
- C.C. Ebulue, O.V. Ekkeh, O.R. Ebulue, and C.S. Eke-siobi. 2024b. Machine learning insights into hiv outbreak predictions in sub-saharan africa. *International Medical Science Research Journal*, 4(5):558–578.
- K.E. Eilertson, J. Fricks, and M.J. Ferrari. 2019. Estimation and prediction for a mechanistic model of measles transmission using particle filtering and maximum likelihood estimation. *Statistics in Medicine*, 38(21):4146–4158.
- M. Emch, C. Feldacker, M. Yunus, P.K. Streatfield, V. DinhThiem, D.G. Canh, and M. Ali. 2008. Local environmental predictors of cholera in bangladesh and vietnam. *The American Journal of Tropical Medicine and Hygiene*, 78(5):823–832.

- A.A. Fatiregun, A.S. Adebawale, and A.F. Fagbamigbe. 2014. Epidemiology of measles in southwest nigeria: an analysis of measles case-based surveillance data from 2007 to 2012. *Transactions of the Royal Society of Tropical Medicine and Hygiene*, 108(3):133–140.
- M.J. Ferrari, R.F. Grais, N. Bharti, A.J.K. Conlan, O.N. Bjørnstad, L.J. Wolfson, P.J. Guerin, A. Djibo, and B.T. Grenfell. 2008. The dynamics of measles in sub-saharan africa. *Nature*, 451(7179):679–684.
- G. Fleming, M. Van der Merwe, and G. McFerren. 2007. Fuzzy expert systems and gis for cholera health risk prediction in southern africa. *Environmental Modelling & Software*, 22(4):442–448.
- N. Folb, C. Lund, L. R. Fairall, V. Timmerman, N. S. Levitt, K. Steyn, and M. O. Bachmann. 2015. Socioeconomic predictors and consequences of depression among primary care attenders with non-communicable diseases in the western cape, south africa: cohort study within a randomised trial. *BMC public health*, 15:1–12.
- V. M. Gammino, A. Nuhu, P. Chenoweth, F. Manneh, R. R. Young, D. E. Sugeran, S. Gerber, E. Abanida, and A. Gasasira. 2014. Using geographic information systems to track polio vaccination team performance: pilot project report. *The Journal of infectious diseases*, 210(suppl_1):S98–S101.
- G.J. Gbaguidi, N. Topanou, W.L. Filho, and G.K. Ketoh. 2024. Towards an intelligent malaria outbreak warning model based intelligent malaria outbreak warning in the northern part of benin, west africa. *BMC Public Health*, 24(1):450.
- H.W. Gichuhi, M. Magumba, M. Kumar, and R.W. Mayega. 2023. A machine learning approach to explore individual risk factors for tuberculosis treatment non-adherence in mukono district. *PLOS Global Public Health*, 3(7):e0001466.
- N. Glaser, S. Bosman, T. Madonsela, A. van Heerden, K. Mashaete, B. Katende, I. Ayakaka, K. Murphy, A. Signorell, L. Lynen, et al. 2023. Incidental radiological findings during clinical tuberculosis screening in lesotho and south africa: a case series. *Journal of Medical Case Reports*, 17(1):365.
- J.L. Goodson, B.G. Masresha, K. Wannemuehler, A. Uzcianin, and S. Cochi. 2011. Changing epidemiology of measles in africa. *The Journal of Infectious Diseases*, 204(suppl_1):S205–S214.
- M. Graham, J.E. Suk, S. Takahashi, C.J. Metcalf, A.P. Jimenez, V. Prikazsky, M.J. Ferrari, and J. Lessler. 2018. Challenges and opportunities in disease forecasting in outbreak settings: a case study of measles in lola prefecture, guinea. *The American Journal of Tropical Medicine and Hygiene*, 98(5):1489.
- R. Gyebi, G.A. Okyere, E.K. Nakua, F. Aseidu-Bekoe, J.S.A. Nti, E.O. Ansah, and F.A. Opoku. 2023. Prediction of measles patients using machine learning classifiers: a comparative study. *Bulletin of the National Research Centre*, 47(1):115.
- A. W. Hamisu, I. M. Blake, G. Sume, F. Braka, A. Jimoh, H. Dahiru, M. Bonos, R. Dankoli, A. M. Bello, K. M. Yusuf, et al. 2022. Characterizing environmental surveillance sites in nigeria and their sensitivity to detect poliovirus and other enteroviruses. *The Journal of infectious diseases*, 225(8):1377–1386.
- F. Hane, S. Thiam, A.S. Fall, L. Vidal, A.H. Diop, M. Ndir, and C. Lienhardt. 2007. Identifying barriers to effective tuberculosis control in senegal: an anthropological approach. *The International Journal of Tuberculosis and Lung Disease*, 11(5):539–543.
- S. Hansun, A. Argha, S.T. Liaw, B.G. Celler, and G.B. Marks. 2023. Machine and deep learning for tuberculosis detection on chest x-rays: systematic literature review. *Journal of medical Internet research*, 25:e43154.
- D. Harvey, W. Valkenburg, and A. Amara. 2021. Predicting malaria epidemics in burkina faso with machine learning. *PLOS One*, 16(6):e0253302.
- K. Hemachandran, A. Alasiry, M. Marzougui, S.M. Ganie, A.A. Pise, M.T.-H. Alouane, and C. Chola. 2023. Performance analysis of deep learning algorithms in diagnosis of malaria disease. *Diagnostics*, 13(3):534.
- R.M.G.J. Houben, N.A. Menzies, T. Sumner, G.H. Huynh, N. Arinaminpathy, J.D. Goldhaber-Fiebert, H.H. Lin, C.Y. Wu, S. Mandal, S. Pandey, et al. 2016. Feasibility of achieving the 2025 who global tuberculosis targets in south africa, china, and india: a combined analysis of 11 mathematical models. *The Lancet Global Health*, 4(11):e806–e815.
- C.R. Hranac, J.C. Marshall, A. Monadjem, and D.T.S. Hayman. 2019. Predicting ebola virus disease risk and the role of african bat birthing. *Epidemics*, 29:100366.
- O. Hrizi, K. Gasmi, I. Ben Ltaifa, H. Alshammari, H. Karamti, M. Krichen, L. Ben Ammar, and M.A. Mahmood. 2022. Tuberculosis disease diagnosis based on an optimized machine learning model. *Journal of Healthcare Engineering*, 2022(1):8950243.
- I. Hwang and A. Shaw. 2023. The (random) forests for the trees: How our spillover model works. *ProPublica*. <https://www.propublica.org/article/ebola-spillover-machine-learning-methodology-nigeria>.
- Z. Ibrahim, P. Tulay, and J. Abdullahi. 2023. Multi-region machine learning-based novel ensemble approaches for predicting covid-19 pandemic in africa. *Environmental Science and Pollution Research*, 30(2):3621–3643.
- K. Ileperuma, M. Jampani, U. Sellahewa, S. Panjwani, and G. Amarnath. 2023. Predicting malaria prevalence with machine learning models using satellite-based climate information: technical report.

- A. Iradukunda, G.P. Ndayishimiye, D. Sinarinzi, E.N. Odjidja, N. Ntakaburimvo, I. Nshimirimana, and C. Izere. 2021. Key factors influencing multidrug-resistant tuberculosis in patients under anti-tuberculosis treatment in two centres in burundi: a mixed effect modelling study. *BMC public health*, 21:1–9.
- K. Jahanbin, M. Jokar, and V. Rahmanian. 2024. Using x social networks (formerly twitter) and web news mining to predict the measles outbreak. *Asian Pacific Journal of Tropical Medicine*, 17(4):188–190.
- P.O. James, M.M. Ojo, R. Viriyapong, and F. Abiodun Oguntolu. 2022. Mathematical model of measles transmission dynamics using real data from nigeria. *Journal of Difference Equations and Applications*, 28(6):753–770.
- B. Jang, I. Kim, J.W. Kim, et al. 2021. Effective training data extraction method to improve influenza outbreak prediction from online news articles: deep learning model study. *JMIR Medical Informatics*, 9(5):e23305.
- D. Jiang, M. Hao, F. Ding, J. Fu, and M. Li. 2018. Mapping the transmission risk of zika virus using machine learning models. *Acta Tropica*, 185:391–399.
- P. Jideani and A. Gerber. 2024. Machine learning-based nlp for emotion classification on a cholera x dataset. *arXiv preprint arXiv:2405.04897*.
- J. Jonathan, A.A. Barakabitze, C.D. Fast, and C. Cox. 2024. Machine learning for prediction of tuberculosis detection: Case study of trained african giant pouched rats. *Online Journal of Public Health Informatics*, 16:e50771.
- D. A. Kalkowska, R. Franka, J. Higgins, S. D. Kovacs, J. C. Forbi, S. G. F. Wassilak, M. A. Pallansch, and K. M. Thompson. 2021a. Modeling poliovirus transmission in borno and yobe, northeast nigeria. *Risk Analysis*, 41(2):289–302.
- D. A. Kalkowska, M. A. Pallansch, S. G. F. Wassilak, S. L. Cochi, and K. M. Thompson. 2021b. Global transmission of live polioviruses: updated dynamic modeling of the polio endgame. *Risk Analysis*, 41(2):248–265.
- R. Kamadjeu. 2009. Tracking the polio virus down the congo river: a case study on the use of google earth™ in public health planning and mapping. *International Journal of Health Geographics*, 8:1–12.
- C. Kaputu-Kalala-Malu, E. M. Musalu, T. Walker, O. Ntumba-Tshitenge, and S. Ahuka-Mundeke. 2021. Ptsd, depression and anxiety in ebola virus disease survivors in beni town, democratic republic of the congo. *BMC psychiatry*, 21:1–8.
- M. Karabacak and K. Margetis. 2023. Embracing large language models for medical applications: opportunities and challenges. *Cureus*, 15(5).
- S. Kasereka Kabunga, E.F. Doungmo Goufo, and V. Ho Tuong. 2020. Analysis and simulation of a mathematical model of tuberculosis transmission in democratic republic of the congo. *Advances in Difference Equations*, 2020(1):642.
- J. Kaseya, N. Dereje, R. Tajudeen, A.N. Ngongo, N. Ndembu, and M.P. Fallah. 2024. Climate change and malaria, dengue and cholera outbreaks in africa: a call for concerted actions. *BMJ Global Health*, 9(3):e015370.
- M.A. Katz, B.D. Schoub, J.M. Heraud, R.F. Breiman, M.K. Njenga, and M.-A. Widdowson. 2012. Influenza in africa: uncovering the epidemiology of a long-overlooked disease. *The Journal of Infectious Diseases*, 206(suppl_1):S1–S4.
- C. G. Kemp, N. Mntambo, M. Bachmann, A. Bhana, D. Rao, M. Grant, et al. 2020. Patient-level predictors of detection of depressive symptoms, referral, and uptake of depression counseling among chronic care patients in kwazulu-natal, south africa. *glob ment health (camb)*. 2020; 7: e18.
- S. Khan, F. Azam, M. W. Anwar, Y. Rasheed, M. Saleem, and N. Ejaz. 2020. A novel data mining approach for detection of polio disease using spatio-temporal analysis. In *Proceedings of the 2020 6th International Conference on Computing and Artificial Intelligence*, pages 223–227.
- I. P. Khumalo, R. Appiah, and A. Wilson Fadiji. 2022. Measuring positive mental health and depression in africa: A variable-based and person-centred analysis of the dual-continua model. *Frontiers in psychology*, 13:885278.
- A.M. Kilale, A. Pantoja, B. Jani, N. Range, B.J. Ngowi, C. Makasi, M. Majaha, C.D. Manga, S. Haule, A. Wilfred, et al. 2022. Economic burden of tuberculosis in tanzania: a national survey of costs faced by tuberculosis-affected households. *BMC Public Health*, 22(1):600.
- X. Kuang, F. Wang, K.M. Hernandez, Z. Zhang, and R.L. Grossman. 2022. Accurate and rapid prediction of tuberculosis drug resistance from genome sequence data using traditional machine learning algorithms and cnn. *Scientific reports*, 12(1):2427.
- S. Kutcher, K. Perkins, H. Gilberds, M. Udedi, O. Ubuguyu, T. Njau, R. Chapota, and M. Hashish. 2019. Creating evidence-based youth mental health policy in sub-saharan africa: A description of the integrated approach to addressing the issue of youth depression in malawi and tanzania. *Frontiers in psychiatry*, 10:542.
- M. Laatifi, S. Douzi, A. Bouklouz, H. Ezzine, J. Jaafari, Y. Zaid, et al. 2022. Machine learning approaches in covid-19 severity risk prediction in morocco.
- B. Lamichhane and N. Neupane. 2022. Improved healthcare access in low-resource regions: A review of technological solutions. *arXiv preprint arXiv:2205.10913*.

- B.Y. Lee, S.T. Brown, L.A. Haidari, S. Clark, T. Abimbola, S.E. Pallas, A.S. Wallace, E.A. Mitgang, J. Leonard, S.M. Bartsch, et al. 2019. Economic value of vaccinating geographically hard-to-reach populations with measles vaccine: A modeling application in kenya. *Vaccine*, 37(17):2377–2386.
- H.E. Lee, W.Y. Kim, H. Kang, and K. Han. 2022. Still lacking reliable electricity from the grid, many africans turn to other sources. *Afro Barometer*, page 1.
- J. Leo. 2020. *A reference machine learning model for prediction of cholera epidemics based-on seasonal weather changes linkages in Tanzania*. Ph.D. thesis, NM-AIST.
- J. Leo. 2022. Complexity of epidemics models: A case-study of cholera in tanzania. In *Digital Transformation for Sustainability: ICT-supported Environmental Socio-economic Development*, pages 369–390. Springer.
- J. Leo, E. Luhanga, and K. Michael. 2019. Machine learning model for imbalanced cholera dataset in tanzania. *The Scientific World Journal*, 2019(1):9397578.
- T. Leung and M. Ferrari. 2024. Combining clinical and diagnostic surveillance to estimate the burden of measles disease: a modeling study. *medRxiv*, pages 2024–05.
- H. Li, J.T. Moon, S. Purkayastha, L.A. Celi, H. Trivedi, and J.W. Gichoya. 2023. Ethics of large language models in medicine and medical research. *The Lancet Digital Health*, 5(6):e333–e335.
- H.T. Likassa, W. Xain, X. Tang, and G. Gobebo. 2021. Predictive models on covid 19: What africans should do? *Infectious Disease Modelling*, 6:302–312.
- P. Loubet, R. Palich, R. Kojan, O. Peyrouset, C. Danel, S. Nicholas, M. Conde, K. Porten, A. Augier, and Y. Yazdanpanah. 2016. Development of a prediction model for ebola virus disease: a retrospective study in nzérékoré ebola treatment center, guinea. *The American Journal of Tropical Medicine and Hygiene*, 95(6):1362.
- C.R. MacIntyre, X. Chen, M. Kunasekaran, A. Quigley, S. Lim, H. Stone, H.-Y. Paik, L. Yao, D. Heslop, W. Wei, et al. 2023. Artificial intelligence in public health: the potential of epidemic early warning systems. *Journal of International Medical Research*, 51(3):03000605231159335.
- Y. Madani, M. Erritali, and B. Bouikhalene. 2021. Using artificial intelligence techniques for detecting covid-19 epidemic fake news in moroccan tweets. *Results in Physics*, 25:104266.
- A. Maharana, M. Amutorine, M.D. Sengeh, and E.O. Nsoesie. 2021. Covid-19 and beyond: Use of digital technology for pandemic response in africa. *Scientific African*, 14:e01041.
- M.S. Majumder, R. Hess, R. Ross, and H. Piontkivska. 2018. Seasonality of birth defects in west africa: could congenital zika syndrome be to blame? *F1000Research*, 7.
- J. Mansell, C.L. Rhea, and G.R. Murray. 2023. Predicting the issuance of covid-19 stay-at-home orders in africa: Using machine learning to develop insight for health policy research. *International Journal of Disaster Risk Reduction*, 88:103598.
- T.C. Maradze, S.P. Nyon, and T. Nyon. 2021. Modelling and forecasting immunization against measles disease in djibouti using artificial neural networks (ann). *International Research Journal of Innovations in Engineering and Technology*, 5(3):449.
- S. Marchi, S. Viviani, E. Montomoli, Y. Tang, A. Boccutto, I. Vicenti, M. Zazzi, S. Sow, A. Diallo, O.T. Idoko, et al. 2020a. Zika virus in west africa: a seroepidemiological study between 2007 and 2012. *Viruses*, 12(6):641.
- S. Marchi, S. Viviani, E. Montomoli, Y. Tang, A. Boccutto, I. Vicenti, et al. 2020b. Zika virus in west africa: a seroepidemiological study between 2007 and 2012. *viruses*. 2020; 12: 641. *Viruses*, 12:641.
- M. Mariki, E. Mkoba, and N. Mduma. 2022. Combining clinical symptoms and patient features for malaria diagnosis: machine learning approach. *Applied Artificial Intelligence*, 36(1):2031826.
- P. Martineau, S.K. Behera, M. Nonaka, R. Jayanthi, T. Ikeda, N. Minakawa, P. Kruger, and Q.E. Mabunda. 2022. Predicting malaria outbreaks from sea surface temperature variability up to 9 months ahead in limpopo, south africa, using machine learning. *Frontiers in Public Health*, 10:962377.
- M. Marzouk, N. Elshaboury, A. Abdel-Latif, and S. Azab. 2021. Deep learning model for forecasting covid-19 outbreak in egypt. *Process Safety and Environmental Protection*, 153:363–375.
- M. Masinde. 2020. Africa’s malaria epidemic predictor: Application of machine learning on malaria incidence and climate data. In *Proceedings of the 2020 4th International Conference on Compute and Data Analysis*, pages 29–37.
- M. Maskew, K. Sharpey-Schafer, L. De Voux, T. Crompton, J. Bor, M. Rennick, A. Chirowodza, J. Miot, S. Molefi, C. Onaga, et al. 2022. Applying machine learning and predictive modeling to retention and viral suppression in south african hiv treatment cohorts. *Scientific Reports*, 12(1):12715.
- T. Mathaha, M. Mafu, O.V. Mabikwa, J. Ndenda, G. Hillhouse, and B. Mellado. 2022. Leveraging artificial intelligence to optimize covid-19 robust spread and vaccination roll-out strategies in southern africa. *Frontiers in Artificial Intelligence*, 5:1013010.

- W. Maurice, D.M. Kitavi, D.M. Mugo, and E.B. Atitwa. 2021. Covid-19 prediction in kenya using the arima model. *International Journal of Electrical Engineering and Technology (DJEET)*, 12(8).
- C.N. Mayemba, D.J.K. Nkashama, J.M. Tshimula, M.V. Dialufuma, J.T. Muabila, M.M. Didier, H. Kanda, R.M. Galekwa, H.D. Fita, S. Mundele, et al. 2024. A short survey of human mobility prediction in epidemic modeling from transformers to llms. *arXiv preprint arXiv:2404.16921*.
- E. Mbunge and J. Batani. 2023. Application of deep learning and machine learning models to improve healthcare in sub-saharan africa: Emerging opportunities, trends and implications. *Telematics and Informatics Reports*, page 100097.
- E. Mbunge, R.C. Millham, M.N. Sibiyi, and S. Takavarasha. 2022. Application of machine learning models to predict malaria using malaria cases and environmental risk factors. In *2022 Conference on Information Communications Technology and Society (ICTAS)*, pages 1–5. IEEE.
- K. A. McCarthy, G. Chabot-Couture, and F. Shuaib. 2016. A spatial model of wild poliovirus type 1 in kano state, nigeria: calibration and assessment of elimination probability. *BMC infectious diseases*, 16:1–13.
- K. Mejía, C. Viboud, and M. Santillana. 2019. Leveraging google search data to track influenza outbreaks in africa. *Gates Open Research*, 3(1653):1653.
- B. Mellado, J. Wu, J.D. Kong, N.L. Bragazzi, A. Asgary, M. Kawonga, N. Choma, K. Hayasi, B. Lieberman, T. Mathaha, et al. 2021. Leveraging artificial intelligence and big data to optimize covid-19 clinical public health and vaccination roll-out strategies in africa.
- J.P. Messina, M.U.G. Kraemer, O.J. Brady, D.M. Pigott, F.M. Shearer, D.J. Weiss, N. Golding, C.W. Ruktanonchai, P.W. Gething, E. Cohn, et al. 2016. Mapping global environmental suitability for zika virus. *eLife*, 5:e15272.
- F. Michael, M.M. Mirambo, G. Misinzo, O. Minzi, M. Beyanga, D. Mujuni, F.S. Kalabamu, E.N. Nyanda, M. Mwanyika-Sando, D. Ndiyo, et al. 2024. Trends of measles in tanzania: A 5-year review of case-based surveillance data, 2018-2022. *International Journal of Infectious Diseases*, 139:176–182.
- I. Mokhele, C. Nattey, N. Jinga, C. Mongwenyana, M. P. Fox, and D. Onoya. 2019. Prevalence and predictors of postpartum depression by hiv status and timing of hiv diagnosis in gauteng, south africa. *PLoS One*, 14(4):e0214849.
- M. Moradinazar, Z.M. Afshar, U. Ramazani, M. Shakiba, M. Shirvani, and S. Darvishi. 2023. Epidemiological features of tuberculosis in the middle east and north africa from 1990 to 2019: results from the global burden of disease study 2019. *African Health Sciences*, 23(3):366–375.
- C.M. Morang’a, L. Amenga-Etego, S.Y. Bah, V. Appiah, D.S.Y. Amuzu, N. Amoako, J. Abugri, A.R. Oduro, A.J. Cunningham, G.A. Awandare, et al. 2020. Machine learning approaches classify clinical malaria outcomes based on haematological parameters. *BMC Medicine*, 18:1–16.
- S.C. Mpeshe, N. Nyerere, and S. Sanga. 2017. Modeling approach to investigate the dynamics of zika virus fever: A neglected disease in africa. *International Journal of Advanced Applied Mathematics and Mechanics*, 4(3):14–21.
- A. Muhammed, M. M. Dalhat, B. O. Joseph, A. Ahmed, P. Nguku, G. Poggensee, M. Adeiza, G. I. Yahya, M. Hamza, Z. G. Habib, et al. 2017. Predictors of depression among patients receiving treatment for snakebite in general hospital, kaltungo, gombe state, nigeria: August 2015. *International Journal of Mental Health Systems*, 11:1–7.
- C. Mulenga, P. Kaonga, R. Hamoonga, M.L. Mazaba, F. Chabala, P. Musonda, and A. Ramadas. 2023. Predicting mortality in hospitalized covid-19 patients in zambia: an application of machine learning. *Global Health, Epidemiology and Genomics*, 2023:e8.
- C.K. Mutai, P.E. McSharry, I. Ngaruye, and E. Musabanganji. 2021. Use of machine learning techniques to identify hiv predictors for screening in sub-saharan africa. *BMC Medical Research Methodology*, 21:1–11.
- G. Nabakooza, R. Galiwango, S.D.W. Frost, D.P. Kakteete, and J.M. Kitayimbwa. 2022. Molecular epidemiology and evolutionary dynamics of human influenza type-a viruses in africa: A systematic review. *Microorganisms*, 10(5):900.
- B.M. Ndiaye, M.A.M.T. Balde, and D. Seck. 2020. Visualization and machine learning for forecasting of covid-19 in senegal. *arXiv preprint arXiv:2008.03135*.
- D. Ngosa, G. Moonga, K. Shanaube, C. Jacobs, M. Ruperez, N. Kasese, E. Klinkenberg, A. Schaap, L. Mureithi, S. Floyd, et al. 2023. Assessment of non-tuberculosis abnormalities on digital chest x-rays with high cad4tb scores from a tuberculosis prevalence survey in zambia and south africa. *BMC Infectious Diseases*, 23(1):518.
- W. Njoroge, R. Maina, E. Frank, L. Atwoli, Z. Wu, A. K. Ngugi, S. Sen, J. Wang, S. Wong, J. A. Baker, et al. 2023. Use of mobile technology to identify behavioral mechanisms linked to mental health outcomes in kenya: protocol for development and validation of a predictive model. *BMC Research Notes*, 16(1):226.
- O. Nkiruka, R. Prasad, and O. Clement. 2021. Prediction of malaria incidence using climate variability and machine learning. *Informatics in Medicine Unlocked*, 22:100508.
- C.H. Nkwayep, R.G. Kakaï, and S. Bowong. 2024. Prediction and control of cholera outbreak: Study case of

- cameroon. *Infectious Disease Modelling*, 9(3):892–925.
- E.O. Nsoesie, J.S. Brownstein, N. Ramakrishnan, and M.V. Marathe. 2014. A systematic review of studies on forecasting the dynamics of influenza outbreaks. *Influenza and Other Respiratory Viruses*, 8(3):309–316.
- E.O. Nsoesie, O. Oladeji, A.S. Abah, and M.L. Ndeffo-Mbah. 2021. Forecasting influenza-like illness trends in cameroon using google search data. *Scientific Reports*, 11(1):6713.
- F. Nsubuga, I. Ampaire, S. Kasasa, H. Luzze, and A. Kisakye. 2017. Positive predictive value and effectiveness of measles case-based surveillance in uganda, 2012-2015. *PLOS One*, 12(9):e0184549.
- Z.Z. Nxumalo, E.M. Irusen, B.W. Allwood, M. Tademalli, J. Bassi, and C.F.N. Koegelenberg. 2024. The utility of artificial intelligence in identifying radiological evidence of lung cancer and pulmonary tuberculosis in a high-burden tuberculosis setting. *SAMJ: South African Medical Journal*, 114(6):29–31.
- A.K. N’gattia, D. Coulibaly, N.T. Nzussouo, H.A. Kadjo, D. Chérif, Y. Traoré, B.K. Kouakou, P.D. Kouassi, K.D. Ekra, N.S. Dagnan, et al. 2016. Effects of climatological parameters in modeling and forecasting seasonal influenza transmission in abidjan, cote d’ivoire. *BMC Public Health*, 16:1–7.
- N. Obore, S.S. Papabathini, U. Ghimire, J. Kawuki, and T.H. Musa. 2019. Zika virus in africa: epidemiology and determinants. *Journal of Advances in Medicine and Medical Research*, 30(11):1–13.
- P. Oduor, D. Okelloh, D. Gethi, J. Agaya, A. Okumu, S. Wandiga, et al. 2023. Comparison of logistic regression with regularized machine learning methods for the prediction of tuberculosis disease in people living with hiv: cross-sectional hospital-based study in kisumu county, kenya. *Research Square*.
- M.M. Ogore, K. Nkurikiyeyezu, and J. Nsenga. 2021. Offline prediction of cholera in rural communal tap waters using edge ai inference. In *2021 IEEE Globecom Workshops (GC Wkshps)*, pages 1–6. IEEE.
- A. Ojagbemi, J. Akinyemi, K. Wahab, L. Owolabi, O. Arulogun, J. Akpalu, A. Akpalu, G. Ogbale, C. Akinsanya, A. Wasiu, et al. 2022. Pre-stroke depression in ghana and nigeria: prevalence, predictors and association with poststroke depression. *Journal of geriatric psychiatry and neurology*, 35(1):121–127.
- O.O. Ojo, S. Nadarajah, and M. Kebe. 2023. Integer time series models for tuberculosis in africa. *Scientific reports*, 13(1):11443.
- A.A. Ojugo and O. Nwankwo. 2021. Multi-agent bayesian framework for parametric selection in the detection and diagnosis of tuberculosis contagion in nigeria. *JINAV: Journal of Information and Visualization*, 2(2):69–76.
- E. Okyere, S. Olaniyi, and E. Bonyah. 2020. Analysis of zika virus dynamics with sexual transmission route using multiple optimal controls. *Scientific African*, 9:e00532.
- O.O. Oladokun. 2019. *Predicting HIV status among women in South Africa using machine learning: comparing decision tree model and logistic regression*. Ph.D. thesis.
- S.J.A.M. Olaniyi. 2018. Dynamics of zika virus model with nonlinear incidence and optimal control strategies. *Applied Mathematics and Information Sciences*, 12(5):969–982.
- M. Oloko-Oba and S. Viriri. 2022. A systematic review of deep learning techniques for tuberculosis detection from chest radiograph. *Frontiers in medicine*, 9:830515.
- A. Olugboja and Z. Wang. 2017. Malaria parasite detection using different machine learning classifier. In *2017 International Conference on Machine Learning and Cybernetics (ICMLC)*, volume 1, pages 246–250. IEEE.
- S.O. Olukanmi, F.V. Nelwamondo, and N.I. Nwulu. 2021. Utilizing google search data with deep learning, machine learning and time series modeling to forecast influenza-like illnesses in south africa. *IEEE Access*, 9:126822–126836.
- A.A. Onovo, A. Atobatele, A. Kalaiwo, C. Obanubi, E. James, P. Gado, G. Odezugo, D. Ogundehin, D. Magaji, and M. Russell. 2020. Using supervised machine learning and empirical bayesian kriging to reveal correlates and patterns of covid-19 disease outbreak in sub-saharan africa: exploratory data analysis. *medRxiv*, pages 2020–04.
- O.H. Onyijen, E.O. Olaitan, T.C. Olayinka, and S. Oyelola. 2023. Data-driven machine learning techniques for the prediction of cholera outbreak in west africa. *Western European Journal of Modern Experiments and Scientific Methods*, 1(1):33–51.
- K. M. O’Reilly, C. Chauvin, R. B. Aylward, C. Maher, S. Okiror, C. Wolff, D. Nshmirimana, C. A. Donnelly, and N. C. Grassly. 2011. A statistical model of the international spread of wild poliovirus in africa used to predict and prevent outbreaks. *PLoS Medicine*, 8(10):e1001109.
- World Health Organization et al. 2017. Influenza surveillance in the who african region: Epidemiological weeks 1 to 52, 2016. *Influenza Surveillance In the WHO African Region*, 2(52):1–6.
- K. Oshinubi, O.J. Peter, E. Addai, E. Mwizerwa, O. Babasola, I.V. Nwabufu, I. Sane, U.M. Adam, A. Adeniji, and J.O. Agbaje. 2023. Mathematical modelling of tuberculosis outbreak in an east african country incorporating vaccination and treatment. *Computation*, 11(7):143.

- J. Oteri, M. I. Hussaini, S. Bawa, S. Ibizugbe, K. Lambo, F. Moge kwu, O. Wiwa, V. Seaman, O. Kolbe-Booyesen, F. Braka, et al. 2021. Application of the geographic information system (gis) in immunisation service delivery; its use in the 2017/2018 measles vaccination campaign in nigeria. *Vaccine*, 39:C29–C37.
- A.S. Parpia, L.A. Skrip, E.O. Nsoesie, M.C. Ngwa, A.S.A. Abah, A.P. Galvani, and M.L. Ndeffo-Mbah. 2020. Spatio-temporal dynamics of measles outbreaks in cameroon. *Annals of Epidemiology*, 42:64–72.
- A. Peng, X.H. Kong, S. Liu, H. Zhang, L. Xie, L. Ma, Q. Zhang, and Y. Chen. 2024. Explainable machine learning for early predicting treatment failure risk among patients with tb-diabetes comorbidity. *Scientific Reports*, 14(1):6814.
- D.M. Pigott, N. Golding, A. Mylne, Z. Huang, A.J. Henry, D.J. Weiss, O.J. Brady, M.U.G. Kraemer, D.L. Smith, C.L. Moyes, et al. 2014. Mapping the zoonotic niche of ebola virus disease in africa. *eLife*, 3:e04395.
- K.A. Powers, M.A. Price, E. Karita, A. Kamali, W. Kilembe, S. Allen, E. Hunter, L.-G. Bekker, S. Lakhi, M. Inambao, et al. 2018. Prediction of extended high viremia among newly hiv-1-infected persons in sub-saharan africa. *PloS One*, 13(4):e0192785.
- C. Pretorius, N.A. Menzies, L. Chindelevitch, T. Cohen, A. Cori, J.W. Eaton, C. Fraser, C. Gopalappa, T.B. Hallett, J.A. Salomon, et al. 2014. The potential effects of changing hiv treatment policy on tuberculosis outcomes in south africa: results from three tuberculosis-hiv transmission models. *Aids*, 28:S25–S34.
- Z.Z. Qin, M. Van der Walt, S. Moyo, F. Ismail, P. Maribe, C.M. Denkinge, S. Zaidi, R. Barrett, L. Mvusi, N. Mkhondo, et al. 2024. Computer-aided detection of tuberculosis from chest radiographs in a tuberculosis prevalence survey in south africa: external validation and modelled impacts of commercially available artificial intelligence software. *The Lancet Digital Health*.
- S.M. Quadri, T.K. Prashanth, S. Pongpaichet, A.A.A. Esmin, and R. Jain. 2017. Targetzika: Epidemic situation detection and risk preparedness for zika virus. In *2017 10th International Conference on Ubi-media Computing and Workshops (Ubi-Media)*, pages 1–6. IEEE.
- P.P. Ray. 2024. Timely need for navigating the potential and downsides of llms in healthcare and biomedicine. *Briefings in Bioinformatics*, 25(3):bbae214.
- D. Restrepo, C. Wu, C. Vásquez-Venegas, J. Matos, J. Gallifant, and L.F. Nakayama. 2024. Analyzing diversity in healthcare llm research: A scientometric perspective. *medRxiv*, pages 2024–06.
- S.D. Roche, O.I. Ekwunife, R. Mendonca, B. Kwach, V. Omollo, S. Zhang, P. Ongwen, D. Hattery, S. Smedinghoff, S. Morris, et al. 2024. Measuring the performance of computer vision artificial intelligence to interpret images of hiv self-testing results. *Frontiers in Public Health*, 12:1334881.
- J.P. Romero-Leiton, K.R. Acharya, J.E. Parmley, J. Arino, and B. Nasri. 2023. Modelling the transmission of dengue, zika and chikungunya: a scoping review protocol. *BMJ Open*, 13(9):e074385.
- W. Saal, A. Kagee, and J. Bantjes. 2018. Utility of the beck depression inventory in measuring major depression among individuals seeking hiv testing in the western cape, south africa. *AIDS care*, 30(sup1):29–36.
- B. J. Schaible, K. R. Snook, J. Yin, A. M. Jackson, J. O. Ahweyevu, M. Chong, Z. T. H. Tse, H. Liang, K. W. Fu, and I. C. H. Fung. 2019. Twitter conversations and english news media reports on poliomyelitis in five different countries, january 2014 to april 2015. *The Permanente Journal*, 23.
- A.J. Scott, T. Perumal, A. Hohlfeld, S. Oelofse, L. Kühn, J. Swanepoel, C. Geric, F. Ahmad Khan, A. Esmail, E. Ochodo, et al. 2024. Diagnostic accuracy of computer-aided detection during active case finding for pulmonary tuberculosis in africa: a systematic review and meta-analysis. In *Open forum infectious diseases*, volume 11, page ofae020. Oxford University Press US.
- J.N. Sekandi, W. Shi, R. Zhu, P. Kaggwa, E. Mwebaze, and S. Li. 2023. Application of artificial intelligence to the monitoring of medication adherence for tuberculosis treatment in africa: algorithm development and validation. *JMIR AI*, 2(1):e40167.
- B. Séri, A. Koffi, C. Danel, T. Ouassa, M.A. Blehoué, E. Ouattara, J.A. Assemien, J.M. Masumbuko, P. Coffie, N. Cartier, et al. 2017. Prevalence of pulmonary tuberculosis among prison inmates: A cross-sectional survey at the correctional and detention facility of abidjan, côte d’ivoire. *PloS one*, 12(7):e0181995.
- S.A.W. Shah, D.P. Palomar, I. Barr, L.L.M. Poon, A.A. Quadeer, and M.R. McKay. 2024. Seasonal antigenic prediction of influenza a h3n2 using machine learning. *Nature Communications*, 15(1):3833.
- S. Shen, J. Shi, J. Wang, S. Tang, H. Wang, Z. Hu, and F. Deng. 2016. Phylogenetic analysis revealed the central roles of two african countries in the evolution and worldwide spread of zika virus. *Virologica Sinica*, 31:118–130.
- P.B. Shete, R. Ravindran, E. Chang, W. Worodria, L.H. Chaisson, A. Andama, J.L. Davis, P.A. Luciw, L. Huang, I.H. Khan, et al. 2017. Evaluation of antibody responses to panels of m. tuberculosis antigens as a screening tool for active tuberculosis in uganda. *PLoS One*, 12(8):e0180122.

- F. M. B. Shuaib, P. F. Musa, S. T. Gashu, C. Onoka, S. A. Ahmed, M. Bagana, M. Galway, F. Braka, T. J. Mulu, R. Banda, et al. 2018. Avadar (auto-visual afp detection and reporting): demonstration of a novel sms-based smartphone application to improve acute flaccid paralysis (afp) surveillance in nigeria. *BMC public health*, 18:57–65.
- S. Siamba, A. Otieno, and J. Koech. 2023. Application of arima, and hybrid arima models in predicting and forecasting tuberculosis incidences among children in homa bay and turkana counties, kenya. *PLOS digital health*, 2(2):e0000084.
- C. Siettos, C. Anastassopoulou, L. Russo, C. Grigoras, and E. Mylonakis. 2015. Modeling the 2014 ebola virus epidemic—agent-based simulations, temporal analysis and future predictions for liberia and sierra leone. *PLoS Currents*, 7.
- L. C. Simbayi, S. Kalichman, A. Strebel, A. Cloete, N. Henda, and A. Mqeketo. 2007. Internalized stigma, discrimination, and depression among men and women living with hiv/aids in cape town, south africa. *Social science & medicine*, 64(9):1823–1831.
- C. Steffen, F. Debellut, B.D. Gessner, F.C. Kasolo, A.A. Yahaya, N. Ayebazibwe, O. Bassong, Y. Cardoso, S. Kebede, S. Manoncourt, et al. 2012. Improving influenza surveillance in sub-saharan africa. *Bulletin of the World Health Organization*, 90(4):301–305.
- J.E.J. Streatfeild. 2018. Low electricity supply in sub-saharan africa: causes, implications, and remedies. *J. Int'l Com. & Econ.*, page 1.
- E.K. Szusz, L.P. Garrison, and C.T. Bauch. 2010. A review of data needed to parameterize a dynamic model of measles in developing countries. *BMC Research Notes*, 3:1–17.
- P. Taconet, A. Porciani, D.D. Soma, K. Mouline, F. Simard, A.A. Koffi, C. Pennetier, R.K. Dabiré, M. Mangeas, and N. Moiroux. 2021. Data-driven and interpretable machine-learning modeling to explore the fine-scale environmental determinants of malaria vectors biting rates in rural burkina faso. *Parasites & Vectors*, 14:1–23.
- Y. Teng, D. Bi, G. Xie, Y. Jin, Y. Huang, B. Lin, X. An, D. Feng, and Y. Tong. 2017. Dynamic forecasting of zika epidemics using google trends. *PLOS One*, 12(1):e0165085.
- N. Thakkar, A.H.A. Abubakar, M. Shube, M.A. Jama, M. Derow, P. Lambach, H. Ashmony, M. Farid, S.Y. Sim, P. O'Connor, et al. 2024. Estimating the impact of vaccination campaigns on measles transmission in somalia. *Vaccines*, 12(3):314.
- A.J. Thirunavukarasu, D.S.J. Ting, K. Elangovan, L. Gutierrez, T.F. Tan, and D.S.W. Ting. 2023. Large language models in medicine. *Nature medicine*, 29(8):1930–1940.
- K. M. Thompson and D. A. Kalkowska. 2020. Review of poliovirus modeling performed from 2000 to 2019 to support global polio eradication. *Expert Review of Vaccines*, 19(7):661–686.
- T.N.H. Tim. 2006. *Predicting HIV status using neural networks and demographic factors*. Ph.D. thesis.
- J.M. Tshimula, D.J.K. Nkashama, K. Kalala, M.V. Dialufuma, M. Mukendi Didier, H. Kanda, J. Tshibangu Muabila, and C.N. Mayemba. 2023. Re-designing electronic health record systems to support developing countries. In *Proceedings of the 2023 7th International Conference on Medical and Health Informatics*, pages 216–221.
- A.O. Tshomba, D.-R. Mukadi-Bamuleka, A. De Wegheleire, O.M. Tshiani, R.O. Kitenge, C.T. Kayembe, B.K.M. Jacobs, L. Lynen, P. Mbala-Kingebeni, J.-J. Muyembe-Tamfum, et al. 2022. Development of ebola virus disease prediction scores: Screening tools for ebola suspects at the triage-point during an outbreak. *PLOS One*, 17(12):e0278678.
- E. T. Ugar and N. Malele. 2024. Designing ai for mental health diagnosis: challenges from sub-saharan african value-laden judgements on mental health disorders. *Journal of Medical Ethics*.
- M. Usmani, K.D. Brumfield, Y. Jamal, A. Huq, R.R. Colwell, and A. Jutla. 2021. A review of the environmental trigger and transmission components for prediction of cholera. *Tropical Medicine and Infectious Disease*, 6(3):147.
- M. Usmani, K.D. Brumfield, B.M. Magers, J. Chaves-Gonzalez, H. Ticehurst, R. Barciela, F. McBean, R.R. Colwell, and A. Jutla. 2023. Combating cholera by building predictive capabilities for pathogenic vibrio cholerae in yemen. *Scientific Reports*, 13(1):2255.
- K. Uyar, U. Ilhan, E.I. Iseri, and A. Ilhan. 2019. Forecasting measles cases in ethiopia using neuro-fuzzy systems. In *2019 3rd International Symposium on Multidisciplinary Studies and Innovative Technologies (ISMSIT)*, pages 1–5. IEEE.
- A. Van Rie, M. Sabue, N. Jarrett, D. Westreich, F. Behets, J. Kokolomani, and E.R. Bahati. 2008. Counseling and testing tb patients for hiv: evaluation of three implementation models in kinshasa, congo. *The international journal of tuberculosis and lung disease*, 12(3):S73–S78.
- C. Viboud, K. Sun, R. Gaffey, M. Ajelli, L. Fumanelli, S. Merler, Q. Zhang, G. Chowell, L. Simonsen, A. Vespignani, et al. 2018. The rapid ebola forecasting challenge: Synthesis and lessons learnt. *Epidemics*, 22:13–21.
- Z. Waggie, H. Geldenhuys, R. W. Sutter, M. Jacks, H. Mulenga, H. Mahomed, M. De Kock, W. Hanekom, M. A. Pallansch, A. L. Kahn, et al. 2012. Randomized trial of type 1 and type 3 oral monovalent poliovirus vaccines in newborns in africa. *Journal of Infectious Diseases*, 205(2):228–236.

- B. Wahl, A. Cossy-Gantner, S. Germann, and N.R. Schwalbe. 2018. Artificial intelligence (ai) and global health: how can ai contribute to health in resource-poor settings? *BMJ global health*, 3(4):e000798.
- X.-S. Wang and L. Zhong. 2015. Ebola outbreak in west africa: real-time estimation and multiple-wave prediction. *arXiv preprint arXiv:1503.06908*.
- A. Whata and C. Chimedza. 2021. A machine learning evaluation of the effects of south africa's covid-19 lockdown measures on population mobility. *Machine Learning and Knowledge Extraction*, 3(2):481–506.
- Z.S.Y. Wong, C.M. Bui, A.A. Chughtai, and C.R. Macintyre. 2017. A systematic review of early modelling studies of ebola virus disease in west africa. *Epidemiology & Infection*, 145(6):1069–1094.
- K.E.L. Worsley-Tonks, J.B. Bender, S.L. Deem, A.W. Ferguson, E.M. Fèvre, D.J. Martins, D.M. Muloi, S. Murray, M. Mutinda, D. Ogada, et al. 2022. Strengthening global health security by improving disease surveillance in remote rural areas of low-income and middle-income countries. *The Lancet Global Health*, 10(4):e579–e584.
- W.W. Xu, J.M. Tshimula, E. Dubé, J.E. Graham, D. Greyson, N.E. MacDonald, and S.B. Meyer. 2022a. Unmasking the twitter discourses on masks during the covid-19 pandemic: User cluster-based bert topic modeling approach. *Jmir Infodemiology*, 2(2):e41198.
- X. Xu, Z. Ge, E.P.F. Chow, Z. Yu, D. Lee, J. Wu, J.J. Ong, C.K. Fairley, and L. Zhang. 2022b. A machine-learning-based risk-prediction tool for hiv and sexually transmitted infections acquisition over the next 12 months. *Journal of Clinical Medicine*, 11(7):1818.
- L. Yang, G. Li, J. Yang, T. Zhang, J. Du, T. Liu, X. Zhang, X. Han, W. Li, L. Ma, et al. 2023a. Deep-learning model for influenza prediction from multisource heterogeneous data in a megacity: Model development and evaluation. *Journal of Medical Internet Research*, 25:e44238.
- R. Yang, T.F. Tan, W. Lu, A.J. Thirunavukarasu, D.S.W. Ting, and N. Liu. 2023b. Large language models in health care: Development, applications, and challenges. *Health Care Science*, 2(4):255–263.
- P. Zhang, B. Chen, L. Ma, Z. Li, Z. Song, W. Duan, and X. Qiu. 2015. The large scale machine learning in an artificial society: prediction of the ebola outbreak in beijing. *Computational Intelligence and Neuroscience*, 2015(1):531650.
- Q. Zheng, F.J. Luquero, I. Ciglenecki, J.F. Wamala, A. Abubakar, P. Welo, M. Hussen, M. Wossen, S. Yennan, A. Keita, et al. 2022. Cholera outbreaks in sub-saharan africa during 2010-2019: a descriptive analysis. *International Journal of Infectious Diseases*, 122:215–221.
- C. L. E. Zhou. 2016. s2m: a stochastic simulation model of poliovirus genetic state transition. *Bioinformatics and Biology Insights*, 10:BBI–S38194.