

Feedback Reciprocal Graph Collaborative Filtering

Weijun Chen*
Jinan University
Guangzhou, China
chenweijunjnu@gmail.com

Yuanchen Bei*
Zhejiang University
Hangzhou, China
yuanchenbei@zju.edu.cn

Qijie Shen
Alibaba Group
Hangzhou, China
qijie.sj@alibaba-inc.com

Hao Chen†
The Hong Kong Polytechnic
University
Hung Hom, Hong Kong SAR
sundaychenhao@gmail.com

Xiao Huang
The Hong Kong Polytechnic
University
Hung Hom, Hong Kong SAR
xiaohuang@comp.polyu.edu.hk

Feiran Huang
Jinan University
Guangzhou, China
huangfr@jnu.edu.cn

Abstract

Collaborative filtering on user-item interaction graphs has achieved success in the industrial recommendation. However, recommending users' truly fascinated items poses a seesaw dilemma for collaborative filtering models learned from the interaction graph. On the one hand, not all items that users interact with are equally appealing. Some items are genuinely fascinating to users, while others are uninteresting. Training graph collaborative filtering models in the absence of distinction between them can lead to the recommendation of uninteresting items to users. On the other hand, disregarding the interacted but uninteresting items during graph collaborative filtering will result in an incomplete representation of users' interaction intent, leading to a decline in the model's recommendation capabilities. To address this seesaw problem, we propose Feedback Reciprocal Graph Collaborative Filtering (FRGCF), which emphasizes the recommendation of fascinating items while attenuating the recommendation of uninteresting items. Specifically, FRGCF first partitions the entire interaction graph into the Interacted & Fascinated (I&F) graph and the Interacted & Uninteresting (I&U) graph based on the user feedback. Then, FRGCF introduces separate collaborative filtering on the I&F graph and the I&U graph with feedback-reciprocal contrastive learning and macro-level feedback modeling. This enables the I&F graph recommender to learn multi-grained interaction characteristics from the I&U graph without being misdirected by it. Extensive experiments on four benchmark datasets and a billion-scale industrial dataset demonstrate that FRGCF improves the performance by recommending more fascinating items and fewer uninteresting items. Besides, online A/B tests on Taobao's recommender system verify the superiority of FRGCF.

*Both authors contributed equally to this research.

†Corresponding author.

Permission to make digital or hard copies of all or part of this work for personal or classroom use is granted without fee provided that copies are not made or distributed for profit or commercial advantage and that copies bear this notice and the full citation on the first page. Copyrights for components of this work owned by others than the author(s) must be honored. Abstracting with credit is permitted. To copy otherwise, or republish, to post on servers or to redistribute to lists, requires prior specific permission and/or a fee. Request permissions from permissions@acm.org.

CIKM '24, October 21–25, 2024, Boise, ID, USA

© 2024 Copyright held by the owner/author(s). Publication rights licensed to ACM.

ACM ISBN 979-8-4007-0436-9/24/10

<https://doi.org/10.1145/3627673.3680015>

CCS Concepts

• **Information systems** → **Recommender systems**; **Collaborative filtering**.

Keywords

user feedback, contrastive learning, graph collaborative filtering

ACM Reference Format:

Weijun Chen, Yuanchen Bei, Qijie Shen, Hao Chen, Xiao Huang, and Feiran Huang. 2024. Feedback Reciprocal Graph Collaborative Filtering. In *Proceedings of the 33rd ACM International Conference on Information and Knowledge Management (CIKM '24)*, October 21–25, 2024, Boise, ID, USA. ACM, New York, NY, USA, 9 pages. <https://doi.org/10.1145/3627673.3680015>

1 Introduction

Motivated by the success of graph neural networks (GNNs) in tasks on the relational data [2, 15, 22, 32, 38], graph-based collaborative filtering (GCF) has formulated user-item historical interactions as user-item graphs and then recursively aggregated interacted neighbors' representations to obtain the refined embeddings of each user and item [17, 36, 52].

However, learning meaningful representations from the interaction graph to recommend items that truly fascinate users remains a seesaw dilemma. On the one hand, **not all interacted items are attractive to users**. For example, as shown in Figure 1-(a), the recommended short videos with exquisite content are more likely to fascinate users and *receive higher ratings or likes feedback* [41, 49] (short as **I&F items**), while those videos that users are not actually interested in but with appealing covers and tiresome content may also be clicked by them but *receive low rating scores or quick-glanced* [1, 27] (short as **I&U items**). Existing studies mainly directly train on the entire interaction graph, which does not consider and distinguish the difference between fascinated and uninteresting interactions. In this manner, GCF models aggregate all interacted neighbors' information to represent users or items, where the information of uninteresting neighbors can also be aggregated. Then, during the recommendation process, the aggregated user embeddings have close relationships with the uninteresting items, and thus the users will be recommended a certain number of uninteresting items, leading to a negative user experience. As shown in Figure 1-(b), the recommendation results of GCF models trained on the entire interaction graph contain a high ratio of user-uninteresting items. On the other hand, **disregarding the I&U**

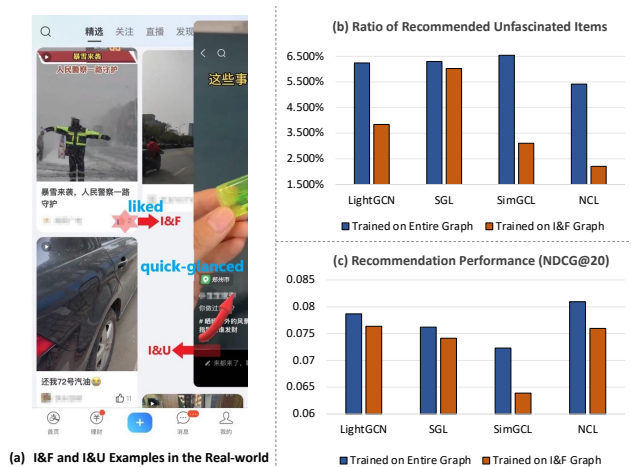


Figure 1: (a) The Interacted & Fascinated (I&F) and Interacted & Unfascinated (I&U) examples. (b) The recommended unfascinated items of GCF models between trained on the entire graph and the I&F graph. (c) The recommendation performance difference of GCF models between trained on the entire graph and the I&F graph.

interactions leads to an incomplete understanding of user-item interactions. Although the unfascinated items may bore users, they also reflect some intent of users, and directly ignoring all these items will lose potentially helpful information and their positive attributes that attract user interaction. As shown in Figure 1-(c), the GCF models only trained on the I&F graph have performance drops compared with the performance of models trained on the entire graph. Therefore, it is vital to comprehensively consider users’ interaction intent from both interactions with fascinated and unfascinated feedback while recommending users with more fascinated items and fewer unfascinated items.

Although important, building GCF models of this target presents two main challenges: (1) **Joint modeling of I&F and I&U interactions**: Both I&F and I&U interactions contain valuable information for user modeling. Simply separating interactions according to fascinated and unfascinated feedback to build separate models would greatly reduce the training data and negatively impact the performance [26, 33]. Thus, it remains a challenge to comprehensively consider both two views of interactions. (2) **Building connections between I&F and I&U interactions**: Besides the joint modeling, there is a further challenge to establish an effective connection between the I&F perspective and the I&U perspective without being affected by the negative factors of I&U interactions.

To address these issues, we propose a novel **Feedback Reciprocal Graph Collaborative Filtering (FRGCF)**. Specifically, we first utilize two separate *feedback-partitioned graph collaborative filtering* modules for the partitioned I&F graph and I&U graph. Further, we design a *feedback-reciprocal contrastive learning* to connect the I&F graph and I&U graph, enabling better modeling of the user’s interaction intent through the exchange of information while avoiding the model being misled by the I&U interaction. Then, we design a *macro-level feedback modeling* scheme to alleviate the data incompleteness caused by separately modeling I&F graph and I&U graph.

Finally, the recommender constructs on the I&F graph can capture the interaction character of the I&U graph without aggregating the information of the I&U items, and thus is adopted for inference. The main contributions are listed as follows:

- We highlight the seesaw dilemma in current graph collaborative filtering methods, which is largely neglected by previous works and poses difficulties in taking into account both the complete modeling of user intent and recommending more items that users are truly fascinated by.
- We propose FRGCF, a novel approach using two different-intent subgraphs: I&F graph and I&U graph. FRGCF separately models the I&F graph and the I&U graph with feedback-reciprocal contrastive learning and macro-level feedback modeling for meaningful feedback information learning and exchanging while avoiding the negative impacts of I&U interactions.
- Extensive experiments on four benchmark datasets and a billion-scale industrial dataset demonstrate that FRGCF can outperform existing models while reducing the recommendation of unfascinating items. Online A/B studies verify the effectiveness of FRGCF in Taobao’s industrial recommender system.

2 Related Works

2.1 Graph Collaborative Filtering

Recently, the success of GNNs in modeling complex relational data has attracted widespread attention in various applications [3, 15, 22, 46, 47]. Given that user-item interactions can inherently be perceived as a graph structure, numerous studies have focused on graph collaborative filtering (GCF) and achieved good recommendation performance [17, 35, 37, 45]. Further, in recent endeavors to address the intricacies of noise and scarcity within GCF, a variety of self-supervised Learning (SSL) techniques have been explored and obtained state-of-the-art performance [25, 40, 42]. Current SSL-based GCF models can be mainly organized into two main paradigms: contrastive-based GCF and predictive-based GCF, all of which mainly share the common trait of employing augmented data views [23, 25, 36, 40, 44]. The defined views can take the form of two embedding views in contrastive GCF or data views utilized for estimating mutual information in predictive GCF.

However, the dilemma of these GCF models remains, with some unfascinating items being recommended to users due to the training manner, with the entire interaction graph undistinguishing between the fascinating and unfascinating items. This will lead to the recommendation of unfascinating items to users and affect the user experience in real-world applications. In this paper, our designed FRGCF is an SSL-based GCF model to tackle the highlighted seesaw dilemma with cooperative modeling of the I&F and I&U feedback interactions.

2.2 User Feedback Enhanced Recommendation

User feedback is an important signal for recommendation evaluation [4, 7, 19, 48, 50]. Positive feedback from users indicates satisfaction with the item being interacted with, reflecting the users’ genuine interest. While negative feedback represents dissatisfaction with the product, and continuing to recommend such products may affect the user experience. In recent years, the explicit consideration of user feedback has received more and more attention in sequential

recommendations and click-through rate prediction [6, 9, 12, 29, 41]. When modeling historical sequences, these models consider different weights for items with different user feedback. For GCF models, in recent years, a small amount of work has started to design customized models to take into account user feedback [18, 20, 31]. They incorporate both positive and negative encoders for different user feedback considerations.

However, the seesaw dilemma in GCF of using both I&F and I&U graphs simultaneously or using only the I&F graph and ignoring the I&U graph has not yet been solved. Therefore, we design FRGCF for addressing the seesaw problem in this paper.

3 Methodology

Notations. We suppose the sets of users and items to be $\mathcal{U} = \{u_1, u_2, \dots, u_M\}$, and $\mathcal{I} = \{i_1, i_2, \dots, i_N\}$, where M and N are the number of users and items. The user-item interaction graph is defined as $\mathcal{G} = \{\mathcal{U}, \mathcal{I}, \mathcal{E}\}$, where \mathcal{U} and \mathcal{I} is the set of users and items, \mathcal{E} is a set of interactions with user feedback. Each interaction $r_{u,i} \in \mathcal{E}$ is denoted as a triple (u, i, p) , where $u \in \mathcal{U}$, $i \in \mathcal{I}$. p describes the feedback of the user, such as the rating score, completion rate, and page stay time.

As shown in Figure 2, we first introduce the feedback-partitioned graph collaborative filtering for training the interaction prediction model with I&F and I&U GCF, respectively. Then we introduce the feedback-reciprocal contrastive learning to interchange the interaction information between the I&F and I&U graph collaborative filtering process. After that, we introduce the macro-level feedback modeling and distance regularization to enhance representation. Finally, we give the optimization and inference process of FRGCF.

3.1 Feedback-Partitioned Graph Collaborative Filtering

In this subsection, we first describe the splitting of the whole interacted graph towards the Interacted & Fascinated (I&F) graph and the Interacted & Unfascinated (I&U) graph. Then we introduce the graph convolution for I&F and I&U graphs.

3.1.1 Interaction Graph Partition. The whole interaction graph \mathcal{G} is partitioned into the I&F graph \mathcal{G}_{IF} and the I&U graph \mathcal{G}_{IU} according to the user feedback towards items, which can be formally represented as:

$$\mathcal{G}_{IF} = \{\mathcal{U}, \mathcal{I}, \mathcal{E}_{IF}\}, \quad \mathcal{G}_{IU} = \{\mathcal{U}, \mathcal{I}, \mathcal{E}_{IU}\}, \quad (1)$$

where $\mathcal{E}_{IF} = \{(u, i, p) | p \in F^{pos}\}$ and $\mathcal{E}_{IU} = \{(u, i, p) | p \in F^{neg}\}$, F^{pos} and F^{neg} are the fascinated feedback set and unfascinated feedback set, respectively.

For the partitioned I&F graph \mathcal{G}_{IF} , we can construct the interaction matrix $R_{IF} \in \mathbb{R}^{M \times N}$ from the edge set \mathcal{E}_{IF} , and then obtain the adjacency matrix A_{IF} of \mathcal{G}_{IF} as:

$$A_{IF} = \begin{pmatrix} \mathbf{0} & R_{IF} \\ R_{IF}^T & \mathbf{0} \end{pmatrix}, \quad A_{IU} = \begin{pmatrix} \mathbf{0} & R_{IU} \\ R_{IU}^T & \mathbf{0} \end{pmatrix}. \quad (2)$$

3.1.2 I&F/I&U Graph Collaborative Filtering. The challenge of entire graph training lies in attempting to utilize a set of embeddings to accurately represent interactive behaviors that have multiple intricate interpretations. This is further supported by the

findings depicted in Figure 1-(b). However, by simplifying the modeling focus of embeddings, higher-quality representations can be achieved. Consequently, we opted to establish two distinct sets of embeddings in order to model high-quality I&F representations and I&U representations respectively.

Regarding the dissemination of information within the \mathcal{G}_{IF} , we can obtain the recursive graph collaborative layers by multiplying the normalized adjacent matrix A_{IF} of \mathcal{G}_{IF} and the embedding matrix as:

$$\tilde{A}_{IF} = D_{IF}^{-\frac{1}{2}} \cdot A_{IF} \cdot D_{IF}^{-\frac{1}{2}}, \quad (3)$$

$$E_{IF}^{(k+1)} = \tilde{A}_{IF} \cdot E_{IF}^{(k)}, \quad (4)$$

where K is the total GCF layers, $E_{IF}^{(k)} \in \mathbb{R}^{(M+N) \times d}$ is embedding matrix after the k -th layer aggregation ($k \leq K$), and $E_{IF}^{(0)} \in \mathbb{R}^{(M+N) \times d}$ denotes the origin I&F graph ID embedding matrix with embedding dimension d . D_{IF} is the degree matrix of the adjacency matrix A_{IF} . Similarly, analogous formulas can be derived for the \mathcal{G}_{IU} as follows:

$$\tilde{A}_{IU} = D_{IU}^{-\frac{1}{2}} \cdot A_{IU} \cdot D_{IU}^{-\frac{1}{2}}, \quad (5)$$

$$E_{IU}^{(k+1)} = \tilde{A}_{IU} \cdot E_{IU}^{(k)}, \quad (6)$$

where $E_{IU}^{(k)} \in \mathbb{R}^{(M+N) \times d}$ is embedding matrix after the k -th layer aggregation, and $E_{IU}^{(0)} \in \mathbb{R}^{(M+N) \times d}$ denotes the origin I&U graph embedding matrix. D_{IU} is the degree matrix of A_{IU} .

3.2 Feedback-Reciprocal Contrastive Learning

Modeling click behaviors alone is insufficient to capture diverse user intents. To mitigate the impact of I&U, it is crucial to identify and incorporate salient information within I&U to enrich I&F representations. In real-world e-commerce, various user-item interactions occur, influenced by their inherent characteristics, referred to as "Impulsiveness." The goal is for the model to recognize and utilize impulsiveness to fine-tune feedback, enhancing recommendations.

Directly modeling impulsiveness from feedback results is challenging. Therefore, dividing the problem into distinct components makes it more manageable. This approach motivates the partitioning of feedback into I&F and I&U, based on the foundation that shared impulsiveness underlies behaviors in both categories:

$$\mathbf{Imp} = \{imp | imp = I\&F \cap I\&U\}. \quad (7)$$

Before modeling impulsiveness, we predefine six sub-relationships within the I&F and I&U perspectives. Given that the User-User and Item-Item relationship graphs are absent from the dataset, we constructed \tilde{S}_{IF} and \tilde{S}_{IU} by using the second-order neighbors of the nodes in the user-item interaction graph from the I&F and I&U perspectives, respectively. This process can be formulated as:

$$\begin{pmatrix} \tilde{S}_{IF} \\ \tilde{S}_{IU} \end{pmatrix} = \begin{pmatrix} \mathbf{I} + \text{norm}(A_{IF})^2 \\ \mathbf{I} + \text{norm}(A_{IU})^2 \end{pmatrix}, \quad (8)$$

where $\text{norm}()$ is normalization processing. R_{IF} and R_{IU} reflect the relationships between users and items from the I&F and I&U perspectives, respectively. In order to make R_{IF} and R_{IU} at the same scale as \tilde{S}_{IF} and \tilde{S}_{IU} in the subsequent calculations, we also

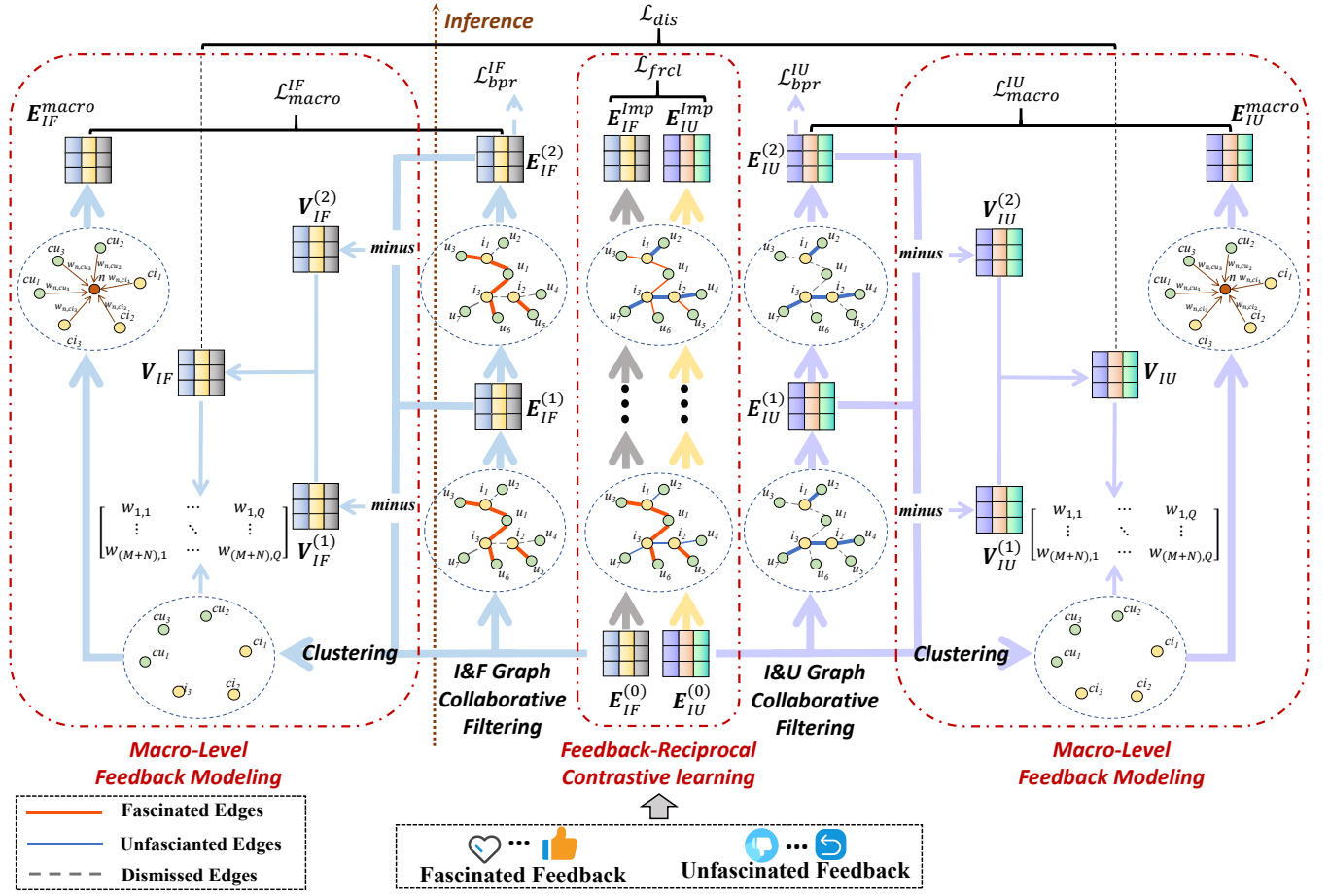


Figure 2: The overall framework of our FRGCF, which contains three main components: (i) Feedback-partitioned graph collaborative filtering to train GCF models for I&F graph and I&U graph, respectively, and (ii) Feedback-reciprocal contrastive learning to connect the I&F GCF model and the I&U GCF model. (iii) Macro-level feedback modeling to enhance the representation of I&F and I&U. (iv) Finally, the inference predictions are computed by the I&F graph convolution model.

normalized them as:

$$\begin{pmatrix} \tilde{R}_{IF} \\ \tilde{R}_{IU} \end{pmatrix} = \begin{pmatrix} \text{norm}(R_{IF}) \\ \text{norm}(R_{IU}) \end{pmatrix}. \quad (9)$$

Inspired by the adjacency matrix of the user-item graph, the normalized matrix of impulsiveness should also have user-user, item-item and user-item matrices reflecting the impulsiveness relationship, that is Imp_{U-U} , Imp_{I-I} , and Imp_{U-I} .

As for users' impulsiveness, we argue that it consists of a user's own social network and behavior records. Impulsiveness does not show strongly when the interests of both parties are the same, but it does show its existence when the interests of both parties conflict. In fact, people are more likely to have heated arguments with those with whom they disagree. Therefore, we define:

$$\begin{pmatrix} \text{Imp}_{U-U} \\ \text{Imp}_{I-I} \end{pmatrix} = \begin{pmatrix} \tilde{S}_u^{IF} \tilde{S}_u^{IU} + \tilde{R}_{IF} \tilde{R}_{IU}^T \\ \tilde{S}_i^{IF} \tilde{S}_i^{IU} + \tilde{R}_{IF}^T \tilde{R}_{IU} \end{pmatrix}. \quad (10)$$

As for the impulsiveness tendency between users and items, we believe that it exists in the user's behavior records, the user's social

network, and the item relationship graph. To put it simply, it is to further explore the potential user-item relationship through the three mentioned above, and because of the existence of I&F and I&U from different perspectives, Imp_{U-I} has multiple forms of composition as:

$$\begin{pmatrix} \text{Imp}_1^{U-I} \\ \text{Imp}_2^{U-I} \end{pmatrix} = \begin{pmatrix} \tilde{S}_u^{IF} \tilde{R}_{IU} + \tilde{R}_{IF} \tilde{S}_i^{IU} \\ \tilde{S}_i^{IF} \tilde{R}_{IU} + \tilde{R}_{IF}^T \tilde{S}_u^{IU} \end{pmatrix}. \quad (11)$$

Then, to harness the full potential of diverse structures, we offer a comprehensive formulation and a simplified expression of Imp :

$$\text{Imp} = \begin{pmatrix} \text{Imp}_{U-U} & \text{Imp}_1^{U-I} \\ \text{Imp}_2^{U-I} & \text{Imp}_{I-I} \end{pmatrix} = \text{Joint}(\tilde{A}_{IF}, \tilde{A}_{IU}) = \sum_{k=0}^2 \tilde{A}_{IF}^{(k)} \cdot \sum_{k=0}^2 \tilde{A}_{IU}^{(k)}. \quad (12)$$

Thus, we obtain the Joint function that can extract the impulsiveness representations:

$$\begin{pmatrix} E_{IF}^{Imp} \\ E_{IU}^{Imp} \end{pmatrix} = \begin{pmatrix} \text{Joint}(\tilde{A}_{IF}, \tilde{A}_{IU}) \cdot E_{IF}^{(0)} \\ \text{Joint}(\tilde{A}_{IF}, \tilde{A}_{IU}) \cdot E_{IU}^{(0)} \end{pmatrix}. \quad (13)$$

Then, we present contrastive loss between E_{IF}^{Imp} and E_{IU}^{Imp} with batch-wise contrastive loss [13] as follows:

$$\mathcal{L}_{frcl}^{user} = \sum_{u \in \mathcal{U}} -\ln \frac{\exp(\text{sim}(\mathbf{e}_{IF,u}^{Imp}, \mathbf{e}_{IU,u}^{Imp})/\tau)}{\sum_{u' \in \mathcal{U}} \exp(\text{sim}(\mathbf{e}_{IF,u'}^{Imp}, \mathbf{e}_{IU,u'}^{Imp})/\tau)}, \quad (14)$$

$$\mathcal{L}_{frcl}^{item} = \sum_{i \in \mathcal{I}} -\ln \frac{\exp(\text{sim}(\mathbf{e}_{IF,i}^{Imp}, \mathbf{e}_{IU,i}^{Imp})/\tau)}{\sum_{i' \in \mathcal{I}} \exp(\text{sim}(\mathbf{e}_{IF,i'}^{Imp}, \mathbf{e}_{IU,i'}^{Imp})/\tau)}, \quad (15)$$

$$\mathcal{L}_{frcl} = \mathcal{L}_{frcl}^{user} + \mathcal{L}_{frcl}^{item}, \quad (16)$$

where $\text{sim}(\cdot)$ measures the similarity between two vectors, which is set as the dot product operation. τ is the temperature coefficient.

3.3 Macro-Level Feedback Modeling

Although feedback-reciprocal contrastive learning addresses the information exchange between the I&F graph and the I&U graph, it lacks the comprehensiveness of complete training data. To better mine information from the separated graph, we further considered feedback modeling of I&F and I&U graphs from a macro perspective.

GNNs' information aggregation typically occurs at the level of single micro nodes, representing a micro-level operation. By aggregating information from a macro standpoint, such as using clustered nodes, macro-level information can be captured. For example, modeling the user group's interest in a certain type of item. The transformation from micro instances to macro instances can be represented as:

$$\mathbf{Z}_{x,u} = f_{macro}(E_{x,u}^{(0)}), \quad \mathbf{Z}_{x,i} = f_{macro}(E_{x,i}^{(0)}), \quad (17)$$

$$\mathbf{C}_x = [\mathbf{Z}_{x,u}, \mathbf{Z}_{x,i}], \quad (18)$$

where macro transformation function $f_{macro}(\cdot)$ is adopted with the K-means clustering algorithm [14] in this paper, x represents either I&F or I&U, $\mathbf{Z}_{x,u}$ and $\mathbf{Z}_{x,i}$ are the clustering centroid representations, $\mathbf{C}_x \in \mathbb{R}^{Q \times d}$ denotes the macro centroid representation matrix, and Q denotes the total number of centroids. Then, the challenge is to aggregate macro-level information to nodes in a way that produces results similar to those from GNNs [5, 22]. Intuitively, we would adjust the GNN propagation mechanism for macro-level aggregation. However, understanding the intricacies of GNN information propagation and using it to guide macro-level aggregation is difficult. Therefore, we turn to propose leveraging the differences between results from various GNN layers and averaging them to infer the direction of GNN information propagation, denoted as:

$$\mathbf{V}_x = \frac{1}{K} \sum_{i=0}^{K-1} (\mathbf{E}_x^{(i+1)} - \mathbf{E}_x^{(i)}), \quad (19)$$

where K is the number of GNN layers. In GNNs, the direction of node updates inferred from the graph structure (denoted as \mathbf{V}_x) provides valuable insight into the decision-making process. If macro-level information aggregation follows these directional cues, it validates the alignment between macro and micro outcomes. To achieve this, we calculate the similarity between the update directions of individual nodes and cluster centroids. This determines the

weights for each cluster centroid during macro-level aggregation for each node. For conciseness, we denote the computational outcome of $\mathbf{V}_x \mathbf{C}_x^T$ as \mathbf{H}_x . Subsequently, we employ the derived weights \mathbf{W}_x to aggregate macro-level information across all nodes within the graph:

$$\mathbf{W}_x = \frac{\mathbf{H}_x(i, j)}{\sqrt{\sum_{j=1}^Q \mathbf{H}_x(i, j)^2}}, \quad \mathbf{E}_x^{macro} = \mathbf{E}_x^{(0)} + \frac{1}{Q} \mathbf{W}_x \mathbf{C}_x. \quad (20)$$

Upon acquiring the \mathbf{E}_x^{macro} , we employ the aggregated outcomes from nodes associated with two different perspectives as positive samples and the remaining ones deemed as negative samples, calculated with the widely adopted InfoNCE loss [8, 43]. This formulation yields the ensuing equation:

$$\mathcal{L}_{macro}^x = \text{InfoNCE}(\mathbf{E}_{x,u}^{(K)}, \mathbf{E}_{x,u}^{macro}) + \mu \cdot \text{InfoNCE}(\mathbf{E}_{x,i}^{(K)}, \mathbf{E}_{x,i}^{macro}), \quad (21)$$

$$\mathcal{L}_{macro} = \mathcal{L}_{macro}^{IF} + \mathcal{L}_{macro}^{IU}, \quad (22)$$

where μ is a hyper-parameter to balance the weight of loss functions between the user and item sides.

3.4 Optimization and Inference

3.4.1 Distance Regularization. In the allocation of distinct representations to various graph structures, the extent of decoupling between these representations becomes a focal point of concern. To optimize this decoupling, we adopt an indirect strategy aimed at regularizing these representations, thus augmenting their expressiveness. This objective is realized through the introduction of disparity into the probability distributions governing the update directions of the respective GNNs. A prudent design approach entails the utilization of Jensen-Shannon divergence [24] (short as JSD) for the explicit purpose of regularization:

$$\mathcal{L}_{dis} = -\text{JSD}(\mathbf{V}_{IF}, \mathbf{V}_{IU}). \quad (23)$$

3.4.2 Overall Objective Function. We apply the pairwise BPR loss [30] to train both the I&F GCF and the I&U GCF. Then after including the I&F recommendation loss, I&U recommendation loss, feedback-reciprocal contrastive loss, macro-level feedback modeling loss, and distance regularization, we have:

$$\mathcal{L}_{bpr}^{IF} = - \sum_{(u,i,j) \in O} \ln \sigma(\hat{y}_{ui}^{IF} - \hat{y}_{uj}^{IF}), \quad (24)$$

$$\mathcal{L}_{bpr}^{IU} = - \sum_{(u,i,j) \in O} \ln \sigma(\hat{y}_{ui}^{IU} - \hat{y}_{uj}^{IU}), \quad (25)$$

$$\mathcal{L} = \mathcal{L}_{bpr}^{IF} + \mathcal{L}_{bpr}^{IU} + \lambda_1 \cdot \mathcal{L}_{frcl} + \lambda_2 \cdot \mathcal{L}_{macro} + \lambda_3 \cdot \mathcal{L}_{dis}, \quad (26)$$

where the parameters λ_1 , λ_2 , and λ_3 as hyperparameters aimed at regulating the relative impacts of feedback-reciprocal contrastive learning, macro-level feedback modeling, and distance regularization, respectively.

3.4.3 Inference. Upon completion of the FRGCF training, we acquire the E_{IF} and E_{IU} . During the inference stage, when considering a user u and an item i , the recommendation outcomes \hat{y}_{ui} can be generated by the model of the I&F GCF side by calculating the similarity between u and i and ranking accordingly.

4 Experiments

In this section, we conduct comprehensive experiments to demonstrate the effectiveness of the proposed FRGCF method. Specifically, we aim to answer the following research questions: **RQ1**: How does FRGCF perform compared with state-of-the-art interaction recommendation models? **RQ2**: Whether FRGCF can recommend more fascinated items and less unfascinated items? **RQ3**: If each tailored component can positively impact the recommendation performance? **RQ4**: How does FRGCF perform in the real-world industrial recommender system?

4.1 Experimental Setup

4.1.1 Datasets. We evaluate our method on four benchmark datasets: **MovieLens** [16], **Douban** [39], **Beauty** [28], **KuaiRec** [10], and a billion-scale **industrial** dataset with 0.17 billion users and 0.31 billion items collected from Taobao platform. The statistics of these datasets are shown in Table 1. We follow the commonly adopted settings in previous works [17, 35] to randomly split the datasets into training and testing sets. To partition the interaction graph, for KuaiRec, we consider interactions with a completion rate greater than 50% as I&F and those less than 50% as I&U feedback. For the other public benchmark datasets, we regard the interactions with ratings greater than or equal to 4 as I&F feedback and those less than 4 as I&U feedback [51]. For the industrial dataset, we view the interactions with page stay time more than 4 seconds as I&F feedback and those less or equal to 4 seconds as I&U feedback.

Table 1: Statistics of the experimental datasets.

Dataset	# Users	# Items	# Interactions	# Negative Type
MovieLens	6,040	3,952	1,000,209	Low rating
Douban	2,848	39,586	894,886	Low rating
Beauty	324,038	32,586	361,605	Low rating
KuaiRec	7,176	10,728	12,530,806	Short completion
Industrial	~0.17 Billion	~0.31 Billion	~118 Billion	Quick glance

4.1.2 Baselines. We compare the proposed FRGCF with seven representative state-of-the-art graph collaborative filtering recommendation models as follows: (i) Representative GCF models: **BUIR** [23], **DirectAU** [34], and **LightGCN** [17]. (ii) SSL-enhanced GCF models: **SGL** [36], **SimGCL** [44], and **NCL** [25]. (iii) User feedback-based GCF model: **SiReN** [31].

4.1.3 Parameter Setting & Evaluation Metrics. The embedding size is fixed to 64 for all models [17], and the embedding parameters are initialized with the Xavier method [11]. We adopt the Adam optimizer [21] and a default batch size of 2048. We choose the widely used all-rank Recall@N and NDCG@N ($N=20$) as the evaluation metrics [17, 35]. For fair comparisons, we run the experiments *five* times with different random seeds and report the average results to prevent extreme cases.

4.2 Offline Evaluation (RQ1)

To verify the superiority of FRGCF, we conduct the offline experiment on the interaction recommendation performance of FRGCF,

baseline methods, and their variants that are directly trained ignoring the I&U graph. Table 2 illustrates the offline evaluation results. From these results, we have the following observations:

FRGCF outperforms all state-of-the-art methods on all datasets. Specifically, Recall and NDCG metrics are improved over 6.28% and 6.37% for the experimental datasets on average, respectively. Note that FRGCF gains 6.55% and 7.82% on Recall and NDCG respectively of the billion-scale industrial dataset. These observations indicate that comprehensively considering fascinated interactions and unfascinated interactions can better model users' interaction intent. Besides, incorporating the feedback-partitioned graph collaborative filtering, feedback-reciprocal contrastive learning, and macro-level feedback modeling with FRGCF can address the highlighted dilemma and performance decays caused by splitting the complete graph.

The consideration of I&U graph is helpful to the model performance. Compared with training on the whole interacted graph, LightGCN, SGL, SimGCL, and NCL only trained on the I&F graph are more likely to lead to a significant decline in model performance. These results verify that simply removing all the I&U interactions for model training will result in sub-optimal performance. Thus, an effective solution for modeling user feedback through the I&U graph and the I&F graph simultaneously is needed, which verifies the necessity of FRGCF's feedback-reciprocal contrastive learning and macro-level feedback modeling.

4.3 Recommendation Preference (RQ2)

We further conduct the case study on Douban to observe the recommendation performance of FRGCF on fascinated and unfascinated items. The recommendation comparison results of the user-fascinated interactions and the user-unfascinated interactions are presented in Table 3.

From these results, we can find that **FRGCF can accurately recommend more user-fascinated items while effectively reducing the recommendation of user-unfascinated items.** Specifically, compared with the top-performed baselines (SGL, SimGCL, and NCL), FRGCF can improve the overall recommendation performance by recalling more fascinating items. Then, for the unfascinated recommendation, FRGCF recalls less uninteresting items and diminishes their influence in the ultimate recommendation outcomes, indicating that with the help of feedback-reciprocal contrastive learning and macro-level feedback modeling, FRGCF can effectively model the unfascinated interactions while reducing the recommendation of them.

4.4 Ablation Study (RQ3)

In order to verify the effectiveness of the designed components of FRGCF, we conduct the ablation study on FRGCF by comparing with its three variants: FRGCF without feedback-reciprocal contrastive learning (FRGCF-*w/o frcl*), FRGCF without macro-level feedback modeling (FRGCF-*w/o macro*) and FRGCF without distance regularization (FRGCF-*w/o dis*).

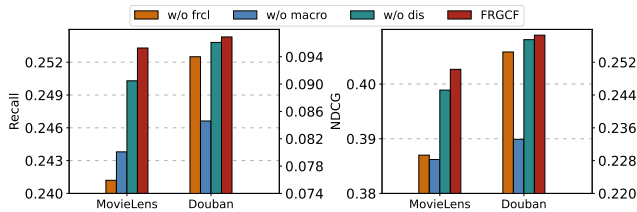
Upon analyzing the results presented in Figure 3, it can be inferred that when compared to the FRGCF-*w/o frcl* and *w/o macro* variant, it is evident that FRGCF yields significant improvement, thereby substantiating the need for feedback-reciprocal information

Table 2: Overall performance on four experimental datasets. “(I&F)” denotes the model trained only on the I&F graph. The best and second-best results are highlighted in bold font and underlined.

Method	MovieLens		Douban		Beauty		KuaiRec		Industrial	
	Recall	NDCG	Recall	NDCG	Recall	NDCG	Recall	NDCG	Recall	NDCG
BUIR	0.1672	0.2978	0.0698	0.2014	<u>0.1107</u>	0.0788	0.0384	0.3489	0.1033	0.2034
DirectAU	0.1086	0.1375	0.0189	0.0377	0.0980	0.0669	0.0158	0.1107	0.0975	0.1389
LightGCN	0.2251	0.3636	0.0755	0.2110	0.0996	0.0786	<u>0.0726</u>	<u>0.6131</u>	0.1542	0.2763
LightGCN-(I&F)	0.2074	0.3513	0.0737	0.2183	0.1023	0.0763	0.0725	0.6129	0.1343	0.2564
SGL	0.2377	<u>0.3839</u>	0.0855	0.2136	0.0987	0.0761	0.0530	0.4614	0.1693	0.2678
SGL-(I&F)	0.2259	0.3709	0.0899	<u>0.2396</u>	0.0931	0.0741	0.0530	0.4546	0.1411	0.2319
SimGCL	<u>0.2421</u>	0.3750	<u>0.0911</u>	0.2279	0.0912	0.0723	0.0545	0.4888	0.1789	<u>0.2811</u>
SimGCL-(I&F)	0.2208	0.3505	0.0809	0.2115	0.0834	0.0639	0.0543	0.4882	0.1476	0.2601
NCL	0.2331	0.3787	0.0755	0.2206	0.1048	<u>0.0809</u>	0.0714	0.6019	<u>0.1801</u>	0.2756
NCL-(I&F)	0.1816	0.3116	0.0756	0.2095	0.1025	0.0759	0.0710	0.6028	0.1489	0.2543
SiReN	0.2075	0.3520	0.0699	0.2089	0.1066	0.0788	0.0701	0.5948	0.1765	0.2793
FRGCF (ours)	0.2533	0.4027	0.0969	0.2586	0.1198	0.0864	0.0767	0.6404	0.1919	0.3031
Improvement (%)	4.62%	4.89%	6.36%	7.92%	8.22%	6.79%	5.64%	4.45%	6.55%	7.82%

Table 3: Fascinated & Unfascinated recommendation comparison with top-3 performed baselines (\uparrow : the higher, the better; \downarrow : the lower, the better).

Model	Fascinated Rec. (\uparrow)		Unfascinated Rec. (\downarrow)	
	Recall@20	NDCG@20	Recall@20	NDCG@20
FRGCF	0.1142	0.2294	0.0473	0.0527
SGL	<u>0.1092</u>	<u>0.2062</u>	0.0607	0.0752
SimGCL	0.1023	0.1966	0.0501	<u>0.0559</u>
NCL	0.0885	0.1855	<u>0.0478</u>	0.0574

**Figure 3: Ablation study results on three FRGCF variants.**

exchange between the I&F graph and I&U graph and the support from macro-level to micro-level information. Furthermore, compared with FRGCF-*w/o dis*, the enhancement derived from distance regularization substantiates the imperative of representation disentanglement between the I&F graph and the I&U graph.

4.5 Online Evaluation (RQ4)

In order to verify the capability of FRGCF in real system application, we further conducted an online A/B test for FRGCF on Taobao’s industrial recommender system, where FRGCF serves as a recall model, replacing the currently online recalling baseline model. Table 4 displays the average relative performance gain over four consecutive weeks for twenty million platform users.

Table 4: Results of online A/B tests in the industrial platform.

A/B Test	PCTR	UCTR	GMV	StayTime	ResTime
v.s. Baseline	+1.35%	+0.91%	+1.61%	+2.89%	+0.19%

From the results, we can have the following observations: Firstly, compared to the baseline model, FRGCF demonstrates a performance improvement of 1.35% for PCTR and 0.91% for UCTR, suggesting that users are more willing to click since FRGCF recommends items that truly fascinate them. Furthermore, GMV and Stay Time increase by 1.61% and 2.89%, respectively, indicating that FRGCF encourages users to engage more deeply with the recommended items, such as making purchases or exploring item details and videos. Lastly, FRGCF needs only slightly additional response time cost as the baseline model, demonstrating that FRGCF significantly improves performance while maintaining efficiency.

5 Conclusion

In this paper, we first highlight the seesaw dilemma in graph collaborative filtering models of considering only the I&F interactions or both the I&F and I&U interactions. To address this issue, we proposed FRGCF, the Feedback Reciprocal Graph Collaborative Filtering model, which introduced novel feedback-partitioned graph collaborative filtering, feedback-reciprocal contrastive learning, and macro-level feedback modeling architectures for user and item representation learning to recommend more user-fascinated items and fewer user-unfascinated items. Extensive offline and online experiments verify the effectiveness of FRGCF, which demonstrated significant recommendation improvement compared to state-of-the-art methods and the applicability of FRGCF in industrial utilization.

Acknowledgments

This work was supported in part by the National Natural Science Foundation of China (Grant No. 62272200, U22A2095, 61932010).

References

- [1] A Ajesh, Jayashree Nair, and PS Jijin. 2016. A random forest approach for rating-based recommender system. In *2016 International conference on advances in computing, communications and informatics (ICACCI)*. IEEE, 1293–1297.
- [2] Yuanchen Bei, Hao Xu, Sheng Zhou, Huixuan Chi, Haishuai Wang, Mengdi Zhang, Zhao Li, and Jiajun Bu. 2024. Cpdg: A contrastive pre-training method for dynamic graph neural networks. In *2024 IEEE 40th International Conference on Data Engineering (ICDE)*. IEEE, 1199–1212.
- [3] Yuanchen Bei, Sheng Zhou, Qiaoyu Tan, Hao Xu, Hao Chen, Zhao Li, and Jiajun Bu. 2023. Reinforcement neighborhood selection for unsupervised graph anomaly detection. In *2023 IEEE International Conference on Data Mining (ICDM)*. IEEE, 11–20.
- [4] Chaohao Chen, Huiwen Wu, Jiajie Su, Lingjuan Lyu, Xiaolin Zheng, and Li Wang. 2022. Differential private knowledge transfer for privacy-preserving cross-domain recommendation. In *Proceedings of the ACM Web Conference 2022*. 1455–1465.
- [5] Hao Chen, Yuanchen Bei, Qijie Shen, Yue Xu, Sheng Zhou, Wenbing Huang, Feiran Huang, Senzhang Wang, and Xiao Huang. 2024. Macro graph neural networks for online billion-scale recommender systems. In *Proceedings of the ACM on Web Conference 2024*. 3598–3608.
- [6] Hong Chen, Yudong Chen, Xin Wang, Ruobing Xie, Rui Wang, Feng Xia, and Wenwu Zhu. 2021. Curriculum disentangled recommendation with noisy multi-feedback. *Advances in Neural Information Processing Systems* 34 (2021), 26924–26936.
- [7] Hao Chen, Zefan Wang, Feiran Huang, Xiao Huang, Yue Xu, Yishi Lin, Peng He, and Zhoujun Li. 2022. Generative adversarial framework for cold-start item recommendation. In *Proceedings of the 45th International ACM SIGIR Conference on Research and Development in Information Retrieval*. 2565–2571.
- [8] Ting Chen, Simon Kornblith, Mohammad Norouzi, and Geoffrey Hinton. 2020. A simple framework for contrastive learning of visual representations. In *International conference on machine learning*. PMLR, 1597–1607.
- [9] Zhifang Fan, Dan Ou, Yulong Gu, Bairan Fu, Xiang Li, Wentian Bao, Xin-Yu Dai, Xiaoyi Zeng, Tao Zhuang, and Qingwen Liu. 2022. Modeling Users' Contextualized Page-wise Feedback for Click-Through Rate Prediction in E-commerce Search. In *Proceedings of the Fifteenth ACM International Conference on Web Search and Data Mining*. 262–270.
- [10] Chongming Gao, Shijun Li, Wenqiang Lei, Jiawei Chen, Biao Li, Peng Jiang, Xiangnan He, Jiaxin Mao, and Tat-Seng Chua. 2022. Kuairc: A fully-observed dataset and insights for evaluating recommender systems. In *Proceedings of the 31st ACM International Conference on Information & Knowledge Management*. 540–550.
- [11] Xavier Glorot and Yoshua Bengio. 2010. Understanding the difficulty of training deep feedforward neural networks. In *Proceedings of the thirteenth international conference on artificial intelligence and statistics*. JMLR Workshop and Conference Proceedings, 249–256.
- [12] Shansan Gong and Kenny Q Zhu. 2022. Positive, negative and neutral: Modeling implicit feedback in session-based news recommendation. In *Proceedings of the 45th international ACM SIGIR conference on research and development in information retrieval*. 1185–1195.
- [13] Michael Gutmann and Aapo Hyvärinen. 2010. Noise-contrastive estimation: A new estimation principle for unnormalized statistical models. In *Proceedings of the thirteenth international conference on artificial intelligence and statistics*. JMLR Workshop and Conference Proceedings, 297–304.
- [14] Greg Hamerly and Charles Elkan. 2003. Learning the k in k-means. *Advances in neural information processing systems* 16 (2003).
- [15] Will Hamilton, Zitao Ying, and Jure Leskovec. 2017. Inductive representation learning on large graphs. *Advances in neural information processing systems* 30 (2017).
- [16] F Maxwell Harper and Joseph A Konstan. 2015. The movielens datasets: History and context. *Acm transactions on interactive intelligent systems (tiis)* 5, 4 (2015), 1–19.
- [17] Xiangnan He, Kuan Deng, Xiang Wang, Yan Li, Yongdong Zhang, and Meng Wang. 2020. Lightgcn: Simplifying and powering graph convolution network for recommendation. In *Proceedings of the 43rd International ACM SIGIR conference on research and development in Information Retrieval*. 639–648.
- [18] Stan Hennekes and Flavius Frasincar. 2023. Weighted Neural Collaborative Filtering: Deep Implicit Recommendation with Weighted Positive and Negative Feedback. In *Proceedings of the 38th ACM/SIGAPP Symposium on Applied Computing*. 1799–1808.
- [19] Feiran Huang, Zefan Wang, Xiao Huang, Yufeng Qian, Zhetao Li, and Hao Chen. 2023. Aligning distillation for cold-start item recommendation. In *Proceedings of the 46th International ACM SIGIR Conference on Research and Development in Information Retrieval*. 1147–1157.
- [20] Junjie Huang, Ruobing Xie, Qi Cao, Huawei Shen, Shaoliang Zhang, Feng Xia, and Xueqi Cheng. 2023. Negative can be positive: Signed graph neural networks for recommendation. *Information Processing & Management* 60, 4 (2023), 103403.
- [21] Diederik P Kingma and Jimmy Ba. 2014. Adam: A method for stochastic optimization. *arXiv preprint arXiv:1412.6980* (2014).
- [22] Thomas N. Kipf and Max Welling. 2017. Semi-Supervised Classification with Graph Convolutional Networks. In *International Conference on Learning Representations*.
- [23] Dongha Lee, SeongKu Kang, Hyunjun Ju, Chanyoung Park, and Hwanjo Yu. 2021. Bootstrapping user and item representations for one-class collaborative filtering. In *Proceedings of the 44th International ACM SIGIR Conference on Research and Development in Information Retrieval*. 317–326.
- [24] Jianhua Lin. 1991. Divergence measures based on the Shannon entropy. *IEEE Transactions on Information theory* 37, 1 (1991), 145–151.
- [25] Zihan Lin, Changxin Tian, Yupeng Hou, and Wayne Xin Zhao. 2022. Improving graph collaborative filtering with neighborhood-enriched contrastive learning. In *Proceedings of the ACM Web Conference 2022*. 2320–2329.
- [26] Yunshan Ma, Yingzhi He, An Zhang, Xiang Wang, and Tat-Seng Chua. 2022. CrossCBR: Cross-view Contrastive Learning for Bundle Recommendation. In *Proceedings of the 28th ACM SIGKDD Conference on Knowledge Discovery and Data Mining*. 1233–1241.
- [27] Dionisis Margaris, Costas Vassilakis, and Dimitris Spiliotopoulos. 2020. What makes a review a reliable rating in recommender systems? *Information Processing & Management* 57, 6 (2020), 102304.
- [28] Julian McAuley, Christopher Targett, Qinfeng Shi, and Anton Van Den Hengel. 2015. Image-based recommendations on styles and substitutes. In *Proceedings of the 38th international ACM SIGIR conference on research and development in information retrieval*. 43–52.
- [29] Yunzhu Pan, Nian Li, Chen Gao, Jianxin Chang, Yanan Niu, Yang Song, Depeng Jin, and Yong Li. 2023. Learning and Optimization of Implicit Negative Feedback for Industrial Short-video Recommender System. In *Proceedings of the 32nd ACM International Conference on Information and Knowledge Management*. 4787–4793.
- [30] Steffen Rendle, Christoph Freudenthaler, Zeno Gantner, and Lars Schmidt-Thieme. 2009. BPR: Bayesian personalized ranking from implicit feedback. In *Proceedings of the Twenty-Fifth Conference on Uncertainty in Artificial Intelligence*. 452–461.
- [31] Changwon Seo, Kyeong-Joong Jeong, Sungsu Lim, and Won-Yong Shin. 2022. Siren: Sign-aware recommendation using graph neural networks. *IEEE Transactions on Neural Networks and Learning Systems* (2022).
- [32] Chen Shengyuan, Yunfeng Cai, Huang Fang, Xiao Huang, and Mingming Sun. 2023. Differentiable neuro-symbolic reasoning on large-scale knowledge graphs. *Advances in Neural Information Processing Systems* 36 (2023).
- [33] Hongyan Tang, Junning Liu, Ming Zhao, and Xudong Gong. 2020. Progressive layered extraction (ple): A novel multi-task learning (mtl) model for personalized recommendations. In *Proceedings of the 14th ACM Conference on Recommender Systems*. 269–278.
- [34] Chenyang Wang, Yuanqing Yu, Weizhi Ma, Min Zhang, Chong Chen, Yiqun Liu, and Shaoping Ma. 2022. Towards Representation Alignment and Uniformity in Collaborative Filtering. In *Proceedings of the 28th ACM SIGKDD Conference on Knowledge Discovery and Data Mining*. 1816–1825.
- [35] Xiang Wang, Xiangnan He, Meng Wang, Fuli Feng, and Tat-Seng Chua. 2019. Neural graph collaborative filtering. In *Proceedings of the 42nd international ACM SIGIR conference on Research and development in Information Retrieval*. 165–174.
- [36] Jiancan Wu, Xiang Wang, Fuli Feng, Xiangnan He, Liang Chen, Jianxun Lian, and Xing Xie. 2021. Self-supervised graph learning for recommendation. In *Proceedings of the 44th international ACM SIGIR conference on research and development in information retrieval*. 726–735.
- [37] Le Wu, Xiangnan He, Xiang Wang, Kun Zhang, and Meng Wang. 2022. A survey on accuracy-oriented neural recommendation: From collaborative filtering to information-rich recommendation. *IEEE Transactions on Knowledge and Data Engineering* 35, 5 (2022), 4425–4445.
- [38] Shiwen Wu, Fei Sun, Wentao Zhang, Xu Xie, and Bin Cui. 2022. Graph neural networks in recommender systems: a survey. *Comput. Surveys* 55, 5 (2022), 1–37.
- [39] Yu Wu, Wei Wu, Chen Xing, Ming Zhou, and Zhoujun Li. 2017. Sequential Matching Network: A New Architecture for Multi-turn Response Selection in Retrieval-Based Chatbots. In *Proceedings of the 55th Annual Meeting of the Association for Computational Linguistics (Volume 1: Long Papers)*. 496–505.
- [40] Xin Xia, Hongzhi Yin, Junliang Yu, Qinyong Wang, Lizhen Cui, and Xiangliang Zhang. 2021. Self-Supervised Hypergraph Convolutional Networks for Session-based Recommendation. *Proceedings of the AAAI Conference on Artificial Intelligence* 35, 5 (2021), 4503–4511.
- [41] Ruobing Xie, Cheng Ling, Yalong Wang, Rui Wang, Feng Xia, and Leyu Lin. 2021. Deep feedback network for recommendation. In *Proceedings of the Twenty-Ninth International Conference on International Joint Conferences on Artificial Intelligence*. 2519–2525.
- [42] Yonghui Yang, Le Wu, Richang Hong, Kun Zhang, and Meng Wang. 2021. Enhanced Graph Learning for Collaborative Filtering via Mutual Information Maximization. In *Proceedings of the 44th International ACM SIGIR Conference on Research and Development in Information Retrieval*. 71–80.
- [43] Yuning You, Tianlong Chen, Yongduo Sui, Ting Chen, Zhangyang Wang, and Yang Shen. 2020. Graph contrastive learning with augmentations. *Advances in neural information processing systems* 33 (2020), 5812–5823.

- [44] Junliang Yu, Hongzhi Yin, Xin Xia, Tong Chen, Lizhen Cui, and Quoc Viet Hung Nguyen. 2022. Are graph augmentations necessary? simple graph contrastive learning for recommendation. In *Proceedings of the 45th International ACM SIGIR Conference on Research and Development in Information Retrieval*. 1294–1303.
- [45] Jiahao Zhang, Rui Xue, Wenqi Fan, Xin Xu, Qing Li, Jian Pei, and Xiaorui Liu. 2024. Linear-Time Graph Neural Networks for Scalable Recommendations. In *Proceedings of the ACM on Web Conference 2024*. 3533–3544.
- [46] Qinggang Zhang, Junnan Dong, Qiaoyu Tan, and Xiao Huang. 2023. Integrating entity attributes for error-aware knowledge graph embedding. *IEEE Transactions on Knowledge and Data Engineering* (2023).
- [47] Qinggang Zhang, Keyu Duan, Junnan Dong, Pai Zheng, and Xiao Huang. 2024. Logical Reasoning with Relation Network for Inductive Knowledge Graph Completion. In *Proceedings of the ACM SIGKDD Conference on Knowledge Discovery and Data Mining*.
- [48] Yijie Zhang, Yuanchen Bei, Hao Chen, Qijie Shen, Zheng Yuan, Huan Gong, Senzhang Wang, Feiran Huang, and Xiao Huang. 2024. Multi-Behavior Collaborative Filtering with Partial Order Graph Convolutional Networks. In *Proceedings of the ACM SIGKDD Conference on Knowledge Discovery and Data Mining*.
- [49] Zeyu Zhang, Jiamou Liu, Kaiqi Zhao, Song Yang, Xianda Zheng, and Yifei Wang. 2023. Contrastive learning for signed bipartite graphs. In *Proceedings of the 46th International ACM SIGIR Conference on Research and Development in Information Retrieval*. 1629–1638.
- [50] Zihuai Zhao, Wenqi Fan, Jiatong Li, Yunqing Liu, Xiaowei Mei, Yiqi Wang, Zhen Wen, Fei Wang, Xiangyu Zhao, Jiliang Tang, et al. 2024. Recommender systems in the era of large language models (llms). *IEEE Transactions on Knowledge and Data Engineering* (2024).
- [51] Guorui Zhou, Xiaoqiang Zhu, Chenru Song, Ying Fan, Han Zhu, Xiao Ma, Yanghui Yan, Junqi Jin, Han Li, and Kun Gai. 2018. Deep interest network for click-through rate prediction. In *Proceedings of the 24th ACM SIGKDD international conference on knowledge discovery & data mining*. 1059–1068.
- [52] Huachi Zhou, Hao Chen, Junnan Dong, Daochen Zha, Chuang Zhou, and Xiao Huang. 2023. Adaptive popularity debiasing aggregator for graph collaborative filtering. In *Proceedings of the 46th International ACM SIGIR Conference on Research and Development in Information Retrieval*. 7–17.