





The charge and magnetic radii of the nucleons from the generalized parton distributions

The MMGPDs Collaboration:

Muhammad Goharipour ^{1,2,*}, Fatemeh Irani ^{1,†}, Hadi Hashamipour ^{3,‡} and K. Azizi ^{1,2,4,5,§}

¹Department of Physics, University of Tehran, North Karegar Avenue, Tehran 14395-547, Iran

²School of Particles and Accelerators, Institute for Research in Fundamental Sciences (IPM) P. O. Box 19395-5531, Tehran, Iran

³Istituto Nazionale di Fisica Nucleare, Gruppo collegato di Cosenza, I-87036 Arcavacata di Rende, Cosenza, Italy

⁴Department of Physics, Doğuş University, Dudullu-Ümraniye, 34775 Istanbul, Türkiye

⁵Department of Physics and Technical Sciences, Western Caspian University, Baku, AZ 1001, Azerbaijan

The proton-radius puzzle refers to the discrepancy observed in measurements of the proton's charge radius when using different methods. This inconsistency has prompted extensive research and debate within the physics community, as it challenges the understanding of quantum electrodynamics and the fundamental properties of protons. In the present study, we determine the charge and magnetic radii of the proton and neutron through a global analysis of the generalized parton distributions (GPDs) at zero skewness for the first time. Our results challenge the measurements or analyses in which the nucleon's radii are extracted considering just a particular experiment or observable, or using only data points covering particular kinematic regions. We emphasize that simultaneous analysis of all available experimental data related to the radii of the nucleons would be preferable to determine their exact values. The final results obtained from our analysis by this way are: $r_{pE} = 0.8558 \pm 0.0135$ fm, $r_{pM} = 0.8268 \pm 0.0533$ fm, $\langle r_{nE}^2 \rangle = -0.1181 \pm 0.0270$ fm², and $r_{nM} = 0.8367 \pm 0.0845$ fm.

Introduction Understanding the internal structure of nucleons, encompassing protons and neutrons, remains a fundamental pursuit in modern nuclear and particle physics. Central to this investigation are the charge and magnetic radii of the nucleons, critical parameters that reveal the spatial distribution of their electric charge and magnetic moment [1]. These properties not only illuminate the dynamics within atomic nuclei but also serve as crucial benchmarks for testing theoretical models, particularly quantum electrodynamics (QED) and quantum chromodynamics (QCD).

The charge radius of a nucleon defines the spatial extent over which its electric charge is distributed, while the magnetic radius characterizes the distribution of its magnetic moment. Precise measurements of these radii serve as stringent tests for theories such as chiral effective field theory [2] and lattice QCD calculations [3]. Electromagnetic scattering experiments [4, 5], utilizing high-energy electron beams, have traditionally been employed to determine these radii by measuring the cross section of the elastic scattering of electrons off nucleons in terms of the negative of the square of the four-momentum transfer $Q^2 = -t$. In fact, it is now well established that the scattering experiments access to the charge and magnetic radii of the nucleons through the slope of the electromagnetic form factors (FFs) at $Q^2 = 0$. In parallel, spectroscopic techniques, such as hydrogen (H) or muonic hydrogen (μ H) spectroscopy, provide an alternative avenue for probing nucleon structure [6, 7]. These methods involve studying the energy levels and transitions within exotic atoms, while scattering experiments offer direct access to the nucleon's radii via electromagnetic interactions, spectroscopy provides a unique perspective through atomic energy level measurements.

In 2010, the CREMA collaboration performed a challenging muonic hydrogen spectroscopy experiment, an improvement of the hydrogen spectroscopy method wherein the electron is replaced by a muon, and reported a value of the proton charge radius (r_p) which was in disagreement with previous determinations from both ordinary hydrogen spectroscopy and elastic scattering experiments [6]. This finding, which was referred to as the “proton-radius puzzle”, has been a critical subject to investigate in both experimental and theoretical particle physics for more than a decade [8–13]. However, two recent measurements from both hydrogen spectroscopy [14] and electron-proton (ep) elastic scattering from PRad experiment [15] at Jefferson Laboratory (JLab) are in agreement with the muonic hydrogen spectroscopy results which lead to smaller values for r_p of about 0.83 fm. Note that the PRad result is the first measurement of r_p obtained from elastic scattering experiments that is in agreement with the muonic hydrogen spectroscopy results. Actually, the results from previous elastic scattering experiments are larger than the PRad result even up to 5 standard deviations. The reason has been attributed to the fact that the PRad experiment covers the measurements of the ep elastic scattering cross section (and hence the electric FF) at very small values of Q^2 . Nevertheless, a recent study [16] shows that analyzing PRad data besides other data belonging to larger values of Q^2 leads to a larger value of r_p which is again in disagreement with the muonic hydrogen spectroscopy results.

The precise measurements of the nucleon's charge and magnetic radii are also important for the global analysis of the generalized parton distributions (GPDs) at zero longitudinal momentum transfer ξ , known as skewness, since they can provide crucial constraints on GPDs at very small Q^2 [17–19]. Representing correlations between the longitudinal momentum and the transverse position and of partons inside the nucleon, GPDs are nonperturbative entities which can provide a 3D description of nucleons [20–22]. So, in this context, they have a significant advantage compared with ordinary parton distribution functions (PDFs) that describe only the longitu-

* muhammad.goharipour@ipm.ir; Corresponding author

† f.irani@ut.ac.ir

‡ hadi.hashamipour@Inf.infn.it

§ kazem.azizi@ut.ac.ir

dinal momentum distribution of partons inside hadrons. At zero skewness, GPDs can be determined from a simultaneous analysis of the experimental data from different kinds of elastic scattering processes including the elastic lepton-nucleon scattering [19], elastic (anti)neutrino-nucleon scattering [23], and wide-angle Compton scattering (WACS) [18]. An important property of GPDs is that their first moments are related to different types of nucleon FFs and hence the nucleon's radii. Therefore, it is of significant interest to see how GPDs determined from a simultaneous analysis of the electromagnetic FFs (or elastic scattering cross sections) predict the charge and magnetic radii of the nucleons. Are the obtained values for radii in agreement with PRad and muonic hydrogen spectroscopy results?

To this aim, in the present study, we first perform a standard χ^2 analysis of a wide range of the elastic electron-nucleon scattering experimental data and determine simultaneously the unpolarized valence GPDs H_v^q and E_v^q with their uncertainties. Then, using the extracted GPDs, we calculate the charge and magnetic radii of both proton and neutron and compare them with the corresponding ones obtained from various elastic scattering experiments and hydrogen spectroscopy.

Formalism As mentioned before, the charge and magnetic radii of the nucleons are directly related to the electric and magnetic FFs, $G_E^j(Q^2)$ and $G_M^j(Q^2)$, which encode the internal charge and magnetization distributions. Here $j = p, n$ where p and n denote the proton and neutron, respectively. To be more precise, the mean squared of the charge and magnetic radii of the nucleons, r_{jE} and r_{jM} , can be obtained from the slope of the electromagnetic FFs at $t = 0$ as follows [17]

$$\langle r_{jE}^2 \rangle = 6 \left. \frac{dG_E^j}{dt} \right|_{t=0}, \quad \langle r_{jM}^2 \rangle = \frac{6}{\mu_j} \left. \frac{dG_M^j}{dt} \right|_{t=0}, \quad (1)$$

where μ_j is the magnetic moment of the nucleon. The electromagnetic FFs G_E and G_M which are commonly called Sachs FFs are expressed in terms of the Dirac and Pauli FFs of the nucleon, F_1 and F_2 ,

$$\begin{aligned} G_M(t) &= F_1(t) + F_2(t), \\ G_E(t) &= F_1(t) + \frac{t}{4m^2} F_2(t), \end{aligned} \quad (2)$$

where m is the nucleon's mass.

Experimentally, the Sachs FFs can be extracted from the measurements of the cross section of the elastic electron-nucleon scattering [24] that is often presented as the reduced cross section

$$\begin{aligned} \sigma_R &= \epsilon G_E^2(t) + \tau G_M^2(t), \\ &= G_M^2(t) [\tau + \epsilon \text{RS}(t)/\mu_j^2], \end{aligned} \quad (3)$$

where ϵ and τ are the dimensionless kinematic variables and $\text{RS} = (\mu G_E/G_M)^2$ is the normalized Rosenbluth slope [25]. The method that provides the separate determination of G_E and G_M is called the Rosenbluth separation in which the unpolarized elastic electron-nucleon scattering is considered. However, there is another method in which one can use the

correlation between the polarizations of the electron and nucleon to extract Sachs FFs. Although such a method has the advantage that it is less sensitive to two-photon exchange (TPE) corrections, one can only access the ratio of Sachs FFs in this method.

Theoretically, the Dirac and Pauli FFs can be obtained from the unpolarized valence GPDs H_v^q and E_v^q at zero skewness ($\xi = 0$). Here q denotes the up, down, and strange quarks, though we can neglect the strange contribution. Considering the proton case, we have the following sum rules [26]

$$\begin{aligned} F_1^p(t) &= \sum_q e_q F_1^q(t) = \sum_q e_q \int_0^1 dx H_v^q(x, \mu^2, t), \\ F_2^p(t) &= \sum_q e_q F_2^q(t) = \sum_q e_q \int_0^1 dx E_v^q(x, \mu^2, t), \end{aligned} \quad (4)$$

where x represents the longitudinal momentum fraction of the nucleon carried by quark q with electric charge e_q , and μ^2 stands for the factorization scale at which the quarks are resolved. Note that the related formulas for the neutron FFs F_1^n and F_2^n can be obtained by assuming the isospin symmetry, i.e., $u^p = d^n$, $d^p = u^n$.

According to the above equations, by measuring the reduced cross section σ_R or equivalently the electromagnetic FFs G_E and G_M , one can determine the unpolarized valence GPDs H_v^q and E_v^q at zero skewness by performing a standard χ^2 analysis and considering suitable parameterizations for GPDs [17–19]. On the other hand, one can calculate the nucleon's charge and magnetic radii using Eq. (1) and extracted GPDs. This approach to calculate the nucleon's radii is really of interest because GPDs are determined from a simultaneous analysis of a wide range of experimental data from the elastic electron scattering off both proton and neutron. While the experimental measurements of the nucleon's radii from elastic scattering experiments are usually based on the fit to certain data (with limited kinematic coverage) and to one kind of FFs solely. For example, in the PRad experiment [15], the value of $r_p = 0.831$ fm has been obtained by analyzing just the electric FF data in the t range of $0.0002 \lesssim -t \lesssim 0.06$ GeV². So, the values of the radii of the nucleons determined from the global analysis of GPDs can be crucial in the context of the proton-radius puzzle.

The first step to extract GPDs from the χ^2 analysis of the related experimental data is to choose a suitable parametrization for them. It is now well established that the following ansatz which relates GPDs to ordinary PDFs works well [17–19, 26]

$$\begin{aligned} H_v^q(x, \mu^2, t) &= q_v(x, \mu^2) \exp[tf_v^q(x)], \\ E_v^q(x, \mu^2, t) &= e_v^q(x, \mu^2) \exp[tg_v^q(x)], \end{aligned} \quad (5)$$

where $q_v(x, \mu^2)$ represents the unpolarized valence PDF for quark flavor q . As in our previous analysis [19], utilizing the LHAPDF package [27], we take PDFs from the NNPDF analysis [28] at the next-to-leading order (NLO) and scale $\mu = 2$ GeV. Note that the above ansatz satisfies the requirement that GPDs are reduced to PDFs at the so-called forward limit ($t = 0$ and $\xi = 0$). Since $e_v^q(x, \mu^2)$ is not available from

the analysis of the high-energy experimental data, we have to determine it from the fit to data too. To this aim, we consider the following parametrization [17–19, 26]

$$e_v^q(x, \mu^2) = \kappa_q N_q x^{-\alpha_q} (1-x)^{\beta_q} (1 + \gamma_q \sqrt{x}), \quad (6)$$

where $\kappa_u = 1.67$ and $\kappa_d = -2.03$ are the magnetic moments of the up and down quarks, respectively, in the units of nuclear magneton. They have been extracted from the corresponding values of the magnetic moments of proton and neutron taken from [29]. The profile functions $f_v^q(x)$ and $g_v^q(x)$ in Eq. (5) describe the damping of GPDs with respect to PDFs as the value of t increases. We use the following form to parameterize them as suggested in [26]

$$\mathcal{F}(x) = \alpha'(1-x)^3 \log \frac{1}{x} + B(1-x)^3 + Ax(1-x)^2. \quad (7)$$

In this way, for each quark flavor, the unknown free parameters that must be determined from the χ^2 analysis of the experimental data are α , β , γ , α' , A , and B . Note that the experimental error associated with each measured data point that is used in the calculation of the χ^2 function is obtained by adding the systematic and statistical errors in quadrature. As in Refs. [17–19], the CERN program library MINUIT [30] is used for performing the minimization procedure and determining the optimum values of the unknown parameters. Also, the standard Hessian approach [31] with $\Delta\chi^2 = 1$ is used to calculate uncertainties. Another point that should be mentioned is that we impose the condition $g_v^q(x) < f_v^q(x)$ in the main body of the fit program to satisfy the positivity property of GPDs in a wide range of the x values. Moreover, in order to determine the optimum values of the unknown parameters, we adopt the parametrization scan procedure in which the final parametrization of each distribution is obtained systematically. See Refs. [17–19] to get more information about our phenomenological framework.

Now it is time to discuss the experimental data sets that we use in our analysis of GPDs. The main body of the experimental data that we consider in the present study is as our recent analysis [19] where we have investigated the impact of JLab data at high values of Q^2 on the extracted GPDs at zero skewness. These data include the world $R^p = \mu_p G_E^p/G_M^p$ polarization, G_E^n , and $G_M^n/\mu_n G_D$ measurements from the YAHL18 analysis [24], the data of G_E^p from AMT07 [32] and Mainz [33] and the measurements of the reduced cross-section σ_R from JLab experiment [25], namely GMp12. Overall, these data cover the $-t$ range from 0.007 to 15.76 GeV². As mentioned before, in the present study we also add the PRad data [15] which cover the $-t$ range from 0.00022 to 0.05819 GeV² (note that we use both 1.1 GeV and 2.2 GeV data). The total number of data with and without PRad data is 348 and 277, respectively.

Analysis and Results In the following, we first determine the unpolarized valence GPDs H_v^q and E_v^q at zero skewness by performing three analyses. In the first analysis, we consider all data sets described before except PRad data which leads to a set of GPDs without any from PRad data. We call this analysis “Base Fit”. The second analysis is performed by including also the PRad data in the analysis. In this way

we can investigate the impact of these data on the final results separately. We call this analysis “PRad”. In the third analysis, we repeat the second analysis by removing the Mainz data considering the fact that there is a significant tension between them and AMT07 world data [18, 24]. This analysis is called “PRad_NoMainz”.

Table I presents the values of χ^2 for the three analyses described above. In the first column, we have listed the data sets with their corresponding observables and references. For each dataset, we have presented the values of χ^2 per number of data points, $\chi^2/N_{\text{pts.}}$, obtained from the Base Fit, PRad, and PRad_NoMainz analyses in the second, third, and fourth columns, respectively. In the last row of the table, we have presented the values of total χ^2 divided by the number of degrees of freedom, $\chi^2/\text{d.o.f.}$, for each analysis. As can be seen, the PRad data are in good consistency with other elastic scattering measurements so that including them in the analysis does not change significantly the χ^2 of the other data sets. Moreover, removing the Mainz data from the analysis leads to a significant decrease in the value of total χ^2 and hence $\chi^2/\text{d.o.f.}$.

TABLE I. The values of χ^2 per number of data points obtained from the Base Fit, PRad, and PRad_NoMainz analyses. The values of total χ^2 divided by the number of degrees of freedom have been presented in the last row. See text for more details.

Observable	$\chi^2/N_{\text{pts.}}$		
	Base Fit	PRad	PRad_NoMainz
Mainz G_E^p [33]	275.1/77	281.6/77	–
AMT07 G_E^p/G_D [32]	37.2/47	37.1/47	40.3/47
AMT07 R^p [24]	115.6/69	115.7/69	111.7/69
AMT07 G_E^n [24]	30.1/38	27.1/38	25.2/38
AMT07 $G_M^n/\mu_n G_D$ [24]	32.5/33	34.4/33	33.8/33
GMp12 σ_R [25]	16.2/13	18.4/13	13.7/13
PRad σ_R [15] 1.1 GeV	–	10.5/33	10.2/33
PRad σ_R [15] 2.2 GeV	–	45.1/38	44.2/38
Total $\chi^2/\text{d.o.f.}$	506.7/262	569.9/333	279.1/256

After determining the unpolarized valence GPDs H_v^q and E_v^q at zero skewness, now we can calculate the corresponding electromagnetic FFs and hence the charge and magnetic radii of the nucleons using Eq. (1). The results obtained for the proton and neutron charge and magnetic radii from three GPD analyses performed in the present study have been summarized in Table II. Note that the uncertainties have been calculated by considering also the uncertainties from the NNPDF PDFs (in fact, they have significant contributions).

According to the results obtained, either including the PRad data or removing the Mainz data, which both cover the small $-t$ region, does not lead to a significant change in the values of r_{pE} and r_{pM} . This clearly shows that the global analysis of GPDs including a wide range of experimental data (covering a wide range of $-t$) can lead to universal values for the radii of the nucleons, while analyzing the data from just a certain experiment or a specific observable leads to different results for the nucleon’s radii as discussed before. For example, analyzing the PRad data solely (covering very small $-t$

TABLE II. The results obtained for the proton and neutron charge and magnetic radii from three GPD analyses performed in the present study.

Observable	Base Fit	PRad	PRad_NoMainz
r_{pE}	0.8564 ± 0.0136	0.8558 ± 0.0135	0.8542 ± 0.0137
r_{pM}	0.8242 ± 0.0596	0.8268 ± 0.0533	0.8243 ± 0.0605
$\langle r_{nE}^2 \rangle$	-0.1132 ± 0.0272	-0.1181 ± 0.0270	-0.1244 ± 0.0274
r_{nM}	0.8330 ± 0.1136	0.8367 ± 0.0845	0.8426 ± 0.1230

region) results in a small value for r_{pE} [15], while analyzing them besides other data (whether with small or large values of $-t$) leads to different values (larger) for r_{pE} [16]. That's exactly why including the PRad data or removing the Mainz data leads to a considerable change in the values of $\langle r_{nE}^2 \rangle$ and r_{nM} . In fact, since in the case of neutron we have fewer data, adding or removing some data points can affect the final results. As can be seen, both $\langle r_{nE}^2 \rangle$ and r_{nM} have increased (in magnitude) by adding the PRad data to the analysis. They have even increased more by removing the Mainz data from the analysis. Another point that should be noted is that the large uncertainties of r_{nM} come from the large uncertainties of GPDs E_v^q of the neutron which have greater contributions in G_M^n rather than G_E^n due to the greater contribution of F_2 in G_M^n , especially at small values of t . Note also that the PRad data leads to a significant reduction in the uncertainty of r_{nM} and its uncertainty becomes again very large after removing the Mainz data of G_E^p . Therefore, one should pay special at-

tention to the fact that how adding or removing the data belonging to the proton can affect the results obtained for the neutron (both in value and uncertainty). So, it seems that analyzing all experimental data related to the radii of the nucleons simultaneously would be preferable.

Figure 1 shows a comparison between the results obtained for the proton charge radius r_{pE} from three analyses performed here and the corresponding values obtained from various experiments. The right band and the left wider band belong to the CODATA 2014 [34] and CODATA 2018 [35], respectively, while the left narrow band has been taken from PDG 2024 [29]. For the scattering experiments, we have presented the results of Refs. [15, 36–38]. The ordinary hydrogen spectroscopy results have been taken from Refs. [7, 14, 39–41], while for the muonic hydrogen spectroscopy we have used the results of Refs. [6, 42]. As can be seen, there is a large gap between some experiments referred to as the proton-radius puzzle. Except for the PRad experiment, other scattering experiments resulted in a large value for r_{pE} (note that, as discussed before, if PRad data are analyzed besides other scattering data, r_{pE} would not be as small as the PRad result). Although the older hydrogen spectroscopy results comprise both small and large r_{pE} regions, two recent measurements [7, 41] lie inside the gap. In contrast, the muonic hydrogen spectroscopy leads just to small values of r_{pE} . An interesting thing is that our results which have been obtained from the global analyses of GPDs are placed in the middle of the gap. As if the simultaneous analysis of all data leads to an average value for r_{pE} . Anyway, our results are in better consistency with recent hydrogen spectroscopy results.

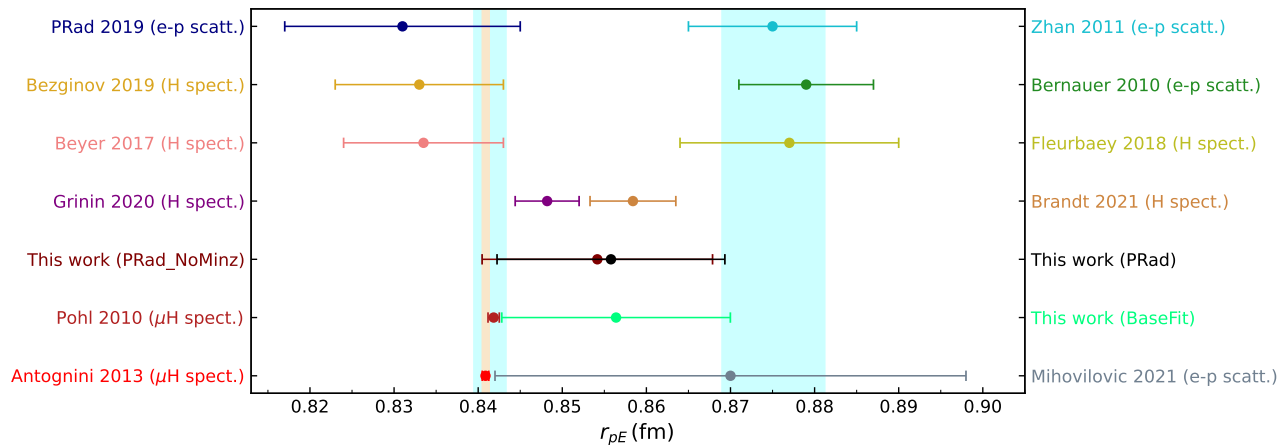


FIG. 1. A comparison between the results obtained for the proton charge radius r_{pE} from three analyses performed in this study and the corresponding values obtained from various experiments. See text to get more information.

Figure 2 shows the same comparison as Fig. 1 but for the proton magnetic radius r_{pM} . In this case, there is less infor-

mation from the experiment compared with the measurements of r_{pE} . We have presented three results from the scattering

experiments [36, 37, 43] and only one result from the muonic hydrogen spectroscopy [42]. Note that the value presented by Epstein *et al.* has been extracted in a model independent way from the electron-proton scattering data in addition to the electron-neutron scattering and $\pi\pi \rightarrow N\bar{N}$ data. The band shows the corresponding value taken from PDG 2024 [29]. As can be seen, in this case, the results of different experiments are in better consistency with each other compared with r_{pE} , especially considering the uncertainties. For example, in Fig. 1 there is a large gap between the results of Zhan 2011 [37] and Antognini 2013 [42] for r_{pE} referring to the proton radius puzzle, while the corresponding values for r_{pM} from these two experiments are in complete agreement. An interesting thing is that our results are almost the average of other data like the case of r_{pE} .

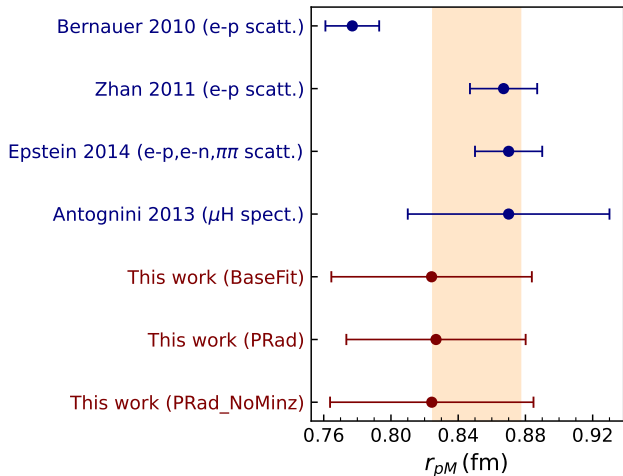


FIG. 2. Same as Fig. 1 but for the proton magnetic radius r_{pM} .

The results obtained for $\langle r_{nE}^2 \rangle$ have been presented in Fig. 3 and compared with the available experimental measurements [44–47] (square symbols) and the corresponding values obtained from various analyses including the dispersion analysis of the nucleon electromagnetic FFs data [48], chiral effective field theory [49], and the extraction of the neutron electric FF from the nucleon-to-delta ($N \rightarrow \Delta$) quadrupole transitions [50]. As before, the band shows the value taken from PDG 2024. The experimental measurements mostly belong to the electron-neutron scattering experiments through the scattering off different nuclei. However, there is a measurement [44] from an unusual method called Pendellösung interferometry where the momentum dependence of the structure factors enabled the researchers to measure the charge radius of the neutron. As can be seen, all results are in good consistency with each other. As mentioned before, the large uncertainties in our results come from our poor knowledge of the neutron GPDs due to the lack of data in this case (note that the uncertainties include also the PDFs uncertainties which are relatively large, especially in the case of NNPDF). Actually, it is vital to measure the neutron electromagnetic FFs precisely to put strong constraints on the forward limit of the down quark GPD E_v^d and its profile function to reduce the un-

certainty of the charge and magnetic radii of the neutron. Note that the radii are related also to the profile functions through the derivation of the exponential in ansatz (5).

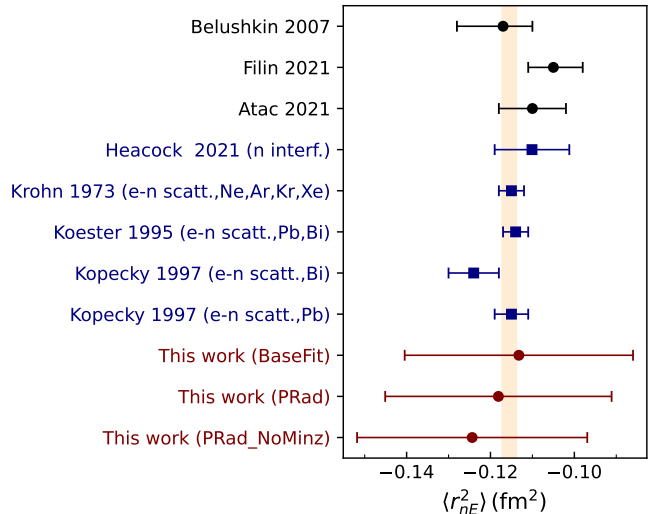


FIG. 3. A comparison between the results obtained for $\langle r_{nE}^2 \rangle$ from three analyses performed in this study and the corresponding values obtained from various experiments analyses. See text to get more information.

Figure 4 shows the same comparison as Fig. 3 but for the neutron magnetic radius r_{nM} . In this case, there is only one measurement by Epstein *et al.* from the scattering experiments. In addition to the results of Belushkin 2007 [48] and Filin 2021 [49] described before, here we have also presented the results of two other analyses, namely, Borah 2020 [51] and Lin 2022 [52]. The former has been obtained from a global fit to electron scattering data and precise charge radius measurements, while the latter has been obtained from a combined analysis of the electromagnetic FFs of the nucleon in the space- and timelike regions using dispersion theory. According to this figure, except for Borah 2020, all results are in very good agreement with each other and also the corresponding value taken from PDG 2024 (the band). Note that among the results obtained from the present study, the analysis called PRad that contains all experimental data sets (including the PRad and Mainz data) has a smaller uncertainty. This clearly indicates that inducing more precise data, especially the neutron data, in the analysis of GPDs can significantly reduce the large uncertainties observed in Figs. 3 and 4. Therefore, ongoing and upcoming experiments such as the MUSE experiment at PSI, the COMPASS++/AMBER experiment at CERN, the PRad-II experiment at JLab, and future electron scattering experiments at Mainz, and the ULQ² experiment at Tohoku University can play a crucial role in this regard. See Refs. [1, 4] to get more information. The proton charge radius can even be measured through dimuon photoproduction off a proton target [53].

Conclusions In this study, we determined the charge and magnetic radii of the proton and neutron through a global analysis of GPDs at zero skewness for the first time. To this

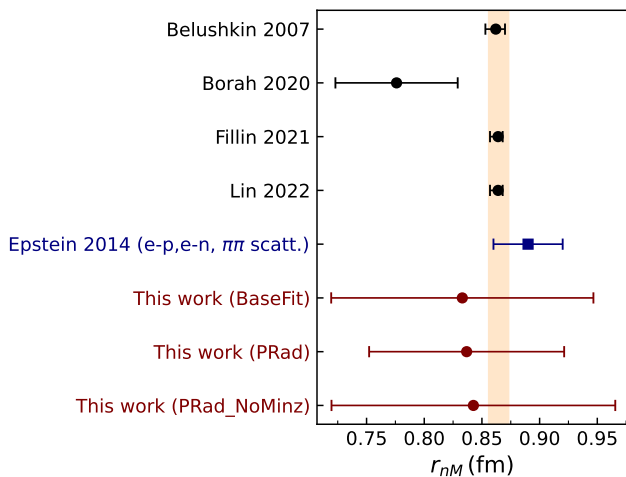


FIG. 4. Same as Fig. 3 but for the neutron magnetic radius r_{nM} .

aim, we first extracted the unpolarized valence GPDs H_v^q and E_v^q with their uncertainties from a χ^2 analysis of a wide range of the experimental data of the nucleons electromagnetic FFs and the elastic electron-proton reduced cross section. Then, considering the fact that the nucleon's radii are the slope of the electromagnetic FFs at $Q^2 = 0$, we calculated the proton and neutron charge and magnetic radii. The results related to the analysis that contains all experimental data sets, namely PRad, are as follows:

$$\begin{aligned}
 r_{pE} &= 0.8558 \pm 0.0135 \text{ fm}, \\
 r_{pM} &= 0.8268 \pm 0.0533 \text{ fm}, \\
 \langle r_{nE}^2 \rangle &= -0.1181 \pm 0.0270 \text{ fm}^2, \\
 r_{nM} &= 0.8367 \pm 0.0845 \text{ fm}.
 \end{aligned} \tag{8}$$

It should be noted that the uncertainties include also the PDFs uncertainties which are relatively large. Overall, the neutron radii have larger uncertainties than the corresponding values for the proton due to the lack of information about the neutron. In this way, the ongoing and upcoming experiments [1, 4] will play definitely a crucial role to shed light on this issue.

In the context of the proton-radius puzzle, our results are placed in the middle of the gap between various experimental measurements obtained from the scattering experiments and hydrogen spectroscopy. This means that the simultaneous analysis of all data leads to an average value for r_{pE} and also r_{pM} extracted so far. In the case of r_{pE} , our results are in better consistency with recent ordinary hydrogen spectroscopy result [41]. For the neutron, the radii obtained from our analyses are in good consistency with other experiments and analyses as well as the PDG 2024.

As an important result, we showed that the global analysis of GPDs considering a wide range of the experimental data (covering a wide range of Q^2) leads to universal values for the radii of the nucleons, while analyzing the data from just a certain experiment or a specific observable leads to different results. We indicated that including or removing data belonging to the proton can affect the results obtained for the neutron (both in value and uncertainty). Our results challenge the measurements or analyses like [15, 38] in which the nucleon's radii are extracted considering just a particular experiment or observable (e.g. a particular FF), or using only data points with small values of Q^2 . We emphasize that analyzing all experimental data related to the radii of the nucleons simultaneously would be preferable to determine them.

Acknowledgements We thanks Weizhi Xiong and Ashot Gasparian for providing us with the PRad data. M. Goharipour is thankful to the School of Particles and Accelerators, Institute for Research in Fundamental Sciences (IPM), for financial support provided for this research.

-
- [1] J. P. Karr, D. Marchand and E. Voutier, “The proton size,” *Nature Rev. Phys.* **2**, no.11, 601-614 (2020).
- [2] F. Gil-Domínguez, J. M. Alarcón and C. Weiss, “Proton charge radius extraction from muon scattering at MUSE using dispersively improved chiral effective field theory,” *Phys. Rev. D* **108**, no.7, 074026 (2023) [arXiv:2306.01037 [hep-ph]].
- [3] S. Park *et al.* [Nucleon Matrix Elements (NME)], “Precision nucleon charges and form factors using (2+1)-flavor lattice QCD,” *Phys. Rev. D* **105**, no.5, 054505 (2022) [arXiv:2103.05599 [hep-lat]].
- [4] H. Gao and M. Vanderhaeghen, “The proton charge radius,” *[Rev. Mod. Phys.* **94**, no.1, 015002 (2022) [arXiv:2105.00571 [hep-ph]].
- [5] W. Xiong and C. Peng, “Proton Electric Charge Radius from Lepton Scattering,” *Universe* **9**, no.4, 182 (2023) [arXiv:2302.13818 [nucl-ex]].
- [6] R. Pohl, A. Antognini, F. Nez, F. D. Amaro, F. Biraben, J. M. R. Cardoso, D. S. Covita, A. Dax, S. Dhawan and L. M. P. Fernandes, *et al.* “The size of the proton,” *Nature* **466**, 213-216 (2010).
- [7] A. Grinin, A. Matveev, D. C. Yost, L. Maisenbacher, V. Wirthl, R. Pohl, T. W. Hänsch and T. Udem, “Two-photon frequency comb spectroscopy of atomic hydrogen,” *Science* **370**, no.6520, abc7776 (2020).
- [8] R. Pohl, R. Gilman, G. A. Miller and K. Pachucki, *Ann. Rev. Nucl. Part. Sci.* **63**, 175-204 (2013) [arXiv:1301.0905 [physics.atom-ph]].
- [9] J. C. Bernauer and R. Pohl, “The proton radius problem,” *Sci. Am.* **310**, no.2, 18-25 (2014).
- [10] C. E. Carlson, *Prog. Part. Nucl. Phys.* **82**, 59-77 (2015) [arXiv:1502.05314 [hep-ph]].
- [11] R. J. Hill, “Review of Experimental and Theoretical Status of the Proton Radius Puzzle,” *EPJ Web Conf.* **137**, 01023 (2017) [arXiv:1702.01189 [hep-ph]].
- [12] C. Peset, A. Pineda and O. Tomalak, “The proton radius (puzzle?) and its relatives,” *Prog. Part. Nucl. Phys.* **121**, 103901 (2021) [arXiv:2106.00695 [hep-ph]].
- [13] Y. H. Lin, H. W. Hammer and U. G. Meißner, “The proton magnetic radius: A new puzzle?,” *Sci. Bull.* **69**, 419-421 (2024) [arXiv:2312.08694 [hep-ph]].
- [14] N. Bezginov, T. Valdez, M. Horbatsch, A. Marsman, A. C. Vutha and E. A. Hessels, “A measurement of the atomic

- hydrogen Lamb shift and the proton charge radius,” *Science* **365**, no.6457, 1007-1012 (2019).
- [15] W. Xiong, A. Gasparian, H. Gao, D. Dutta, M. Khandaker, N. Liyanage, E. Pasyuk, C. Peng, X. Bai and L. Ye, *et al.* “A small proton charge radius from an electron–proton scattering experiment,” *Nature* **575**, no.7781, 147-150 (2019).
- [16] M. Ridwan and T. Mart, “Note on the electromagnetic radius of proton,” *Mod. Phys. Lett. A* **38**, no.36n37, 2350157 (2023) [arXiv:2308.14950 [hep-ph]].
- [17] H. Hashamipour, M. Goharipour, K. Azizi and S. V. Goloskokov, “Determination of the generalized parton distributions through the analysis of the world electron scattering data considering two-photon exchange corrections,” *Phys. Rev. D* **105**, no.5, 054002 (2022) [arXiv:2111.02030 [hep-ph]].
- [18] H. Hashamipour, M. Goharipour, K. Azizi and S. V. Goloskokov, “Generalized parton distributions at zero skewness,” *Phys. Rev. D* **107**, no.9, 096005 (2023) [arXiv:2211.09522 [hep-ph]].
- [19] M. Goharipour *et al.* [MMGPDs], “Impact of JLab data on the determination of GPDs at zero skewness and new insights from transition form factors $N \rightarrow \Delta$,” *Phys. Rev. D* **109**, no.7, 074042 (2024) [arXiv:2403.19384 [hep-ph]].
- [20] M. Diehl, “Generalized parton distributions,” *Phys. Rept.* **388**, 41-277 (2003) [arXiv:hep-ph/0307382 [hep-ph]].
- [21] S. Boffi and B. Pasquini, “Generalized parton distributions and the structure of the nucleon,” *Riv. Nuovo Cim.* **30**, no.9, 387-448 (2007) [arXiv:0711.2625 [hep-ph]].
- [22] M. Diehl, “Introduction to GPDs and TMDs,” *Eur. Phys. J. A* **52**, no.6, 149 (2016) [arXiv:1512.01328 [hep-ph]].
- [23] F. Irani, M. Goharipour, H. Hashamipour and K. Azizi, “Impact of recent MINERvA measurement of the antineutrino-proton scattering cross section on the generalized parton distributions,” *Phys. Rev. D* **108**, no.7, 074018 (2023) [arXiv:2306.13060 [hep-ph]].
- [24] Z. Ye, J. Arrington, R. J. Hill and G. Lee, “Proton and Neutron Electromagnetic Form Factors and Uncertainties,” *Phys. Lett. B* **777**, 8-15 (2018) [arXiv:1707.09063 [nucl-ex]].
- [25] M. E. Christy, T. Gautam, L. Ou, B. Schmookler, Y. Wang, D. Adikaram, Z. Ahmed, H. Albataineh, S. F. Ali and B. Aljawrneh, *et al.* “Form Factors and Two-Photon Exchange in High-Energy Elastic Electron-Proton Scattering,” *Phys. Rev. Lett.* **128**, no.10, 102002 (2022) [arXiv:2103.01842 [nucl-ex]].
- [26] M. Diehl and P. Kroll, “Nucleon form factors, generalized parton distributions and quark angular momentum,” *Eur. Phys. J. C* **73**, no.4, 2397 (2013) [arXiv:1302.4604 [hep-ph]].
- [27] A. Buckley, J. Ferrando, S. Lloyd, K. Nordström, B. Page, M. Rüfenacht, M. Schönherr and G. Watt, “LHAPDF6: parton density access in the LHC precision era,” *Eur. Phys. J. C* **75**, 132 (2015) [arXiv:1412.7420 [hep-ph]].
- [28] R. D. Ball *et al.* [NNPDF], “The path to proton structure at 1% accuracy,” *Eur. Phys. J. C* **82**, no.5, 428 (2022) [arXiv:2109.02653 [hep-ph]].
- [29] S. Navas *et al.* (Particle Data Group), “Review of Particle Physics,” *Phys. Rev. D* **110**, 030001 (2024).
- [30] F. James and M. Roos, “Minuit: A System for Function Minimization and Analysis of the Parameter Errors and Correlations,” *Comput. Phys. Commun.* **10**, 343-367 (1975).
- [31] J. Pumplin, D. Stump, R. Brock, D. Casey, J. Huston, J. Kalk, H. L. Lai and W. K. Tung, “Uncertainties of predictions from parton distribution functions. 2. The Hessian method,” *Phys. Rev. D* **65**, 014013 (2001) [arXiv:hep-ph/0101032 [hep-ph]].
- [32] J. Arrington, W. Melnitchouk and J. A. Tjon, “Global analysis of proton elastic form factor data with two-photon exchange corrections,” *Phys. Rev. C* **76**, 035205 (2007) [arXiv:0707.1861 [nucl-ex]].
- [33] J. C. Bernauer *et al.* [A1], “Electric and magnetic form factors of the proton,” *Phys. Rev. C* **90**, no.1, 015206 (2014) [arXiv:1307.6227 [nucl-ex]].
- [34] P. J. Mohr, D. B. Newell and B. N. Taylor, “CODATA Recommended Values of the Fundamental Physical Constants: 2014,” *Rev. Mod. Phys.* **88**, no.3, 035009 (2016) [arXiv:1507.07956 [physics.atom-ph]].
- [35] E. Tiesinga, P. J. Mohr, D. B. Newell and B. N. Taylor, “CODATA recommended values of the fundamental physical constants: 2018*,” *Rev. Mod. Phys.* **93**, no.2, 025010 (2021)
- [36] J. C. Bernauer *et al.* [A1], “High-precision determination of the electric and magnetic form factors of the proton,” *Phys. Rev. Lett.* **105**, 242001 (2010) [arXiv:1007.5076 [nucl-ex]].
- [37] X. Zhan, K. Allada, D. S. Armstrong, J. Arrington, W. Bertozzi, W. Boeglin, J. P. Chen, K. Chirapatimol, S. Choi and E. Chudakov, *et al.* “High-Precision Measurement of the Proton Elastic Form Factor Ratio $\mu_p G_E/G_M$ at low Q^2 ,” *Phys. Lett. B* **705**, 59-64 (2011) [arXiv:1102.0318 [nucl-ex]].
- [38] M. Mihovilović, P. Achenbach, T. Beranek, J. Beričič, J. C. Bernauer, R. Böhm, D. Bosnar, M. Cardinali, L. Correa and L. Debenjak, *et al.* “The proton charge radius extracted from the initial-state radiation experiment at MAMI,” *Eur. Phys. J. A* **57**, no.3, 107 (2021) [arXiv:1905.11182 [nucl-ex]].
- [39] H. Fleurbaey, S. Galtier, S. Thomas, M. Bonnaud, L. Julien, F. Biraben, F. Nez, M. Abgrall and J. Guéna, “New Measurement of the $1S - 3S$ Transition Frequency of Hydrogen: Contribution to the Proton Charge Radius Puzzle,” *Phys. Rev. Lett.* **120**, no.18, 183001 (2018) [arXiv:1801.08816 [physics.atom-ph]].
- [40] A. Beyer, L. Maisenbacher, A. Matveev, R. Pohl, K. Khabarova, A. Grinin, T. Lamour, D. C. Yost, T. W. Hänsch and N. Kolachevsky, *et al.* “The Rydberg constant and proton size from atomic hydrogen,” *Science* **358**, no.6359, 79-85 (2017).
- [41] A. D. Brandt, S. F. Cooper, C. Rasor, Z. Burkley, D. C. Yost and A. Matveev, “Measurement of the $2S_{1/2} - 8D_{5/2}$ Transition in Hydrogen,” *Phys. Rev. Lett.* **128**, no.2, 023001 (2022) [arXiv:2111.08554 [physics.atom-ph]].
- [42] A. Antognini, F. Nez, K. Schuhmann, F. D. Amaro, Francois-Biraben, J. M. R. Cardoso, D. S. Covita, A. Dax, S. Dhawan and M. Diepold, *et al.* “Proton Structure from the Measurement of $2S - 2P$ Transition Frequencies of Muonic Hydrogen,” *Science* **339**, 417-420 (2013).
- [43] Z. Epstein, G. Paz and J. Roy, “Model independent extraction of the proton magnetic radius from electron scattering,” *Phys. Rev. D* **90**, no.7, 074027 (2014) [arXiv:1407.5683 [hep-ph]].
- [44] B. Heacock, T. Fujiie, R. W. Haun, A. Henins, K. Hirota, T. Hosobata, M. G. Huber, M. Kitaguchi, D. A. Pushin and H. Shimizu, *et al.* “Pendellösung interferometry probes the neutron charge radius, lattice dynamics, and fifth forces,” *Science* **373**, no.6560, abc2794 (2021) [arXiv:2103.05428 [nucl-ex]].
- [45] V. E. Krohn and G. R. Ringo, “Reconsiderations of the electron - neutron scattering length as measured by the scattering of thermal neutrons by noble gases,” *Phys. Rev. D* **8**, 1305-1307 (1973).
- [46] L. Koester, W. Waschkowski, L. V. Mitsyna, G. S. Samosvat, P. Prokofevs and J. Tambergs, “Neutrino electron scattering length and electric polarizability of the neutron derived from cross-sections of bismuth and of lead and its isotopes,” *Phys. Rev. C* **51**, 3363-3371 (1995).
- [47] S. Kopecky, M. Krenn, P. Rieths, S. Steiner, J. A. Harvey, N. W. Hill and M. Pernicka, “Neutron charge radius determined

- from the energy dependence of the neutron transmission of liquid Pb-208 and Bi-209,” *Phys. Rev. C* **56**, 2229-2237 (1997).
- [48] M. A. Belushkin, H. W. Hammer and U. G. Meissner, “Dispersion analysis of the nucleon form-factors including meson continua,” *Phys. Rev. C* **75**, 035202 (2007) [arXiv:hep-ph/0608337 [hep-ph]].
- [49] A. A. Filin, D. Möller, V. Baru, E. Epelbaum, H. Krebs and P. Reinert, “High-accuracy calculation of the deuteron charge and quadrupole form factors in chiral effective field theory,” *Phys. Rev. C* **103**, no.2, 024313 (2021) [arXiv:2009.08911 [nucl-th]].
- [50] H. Atac, M. Constantinou, Z. E. Meziani, M. Paolone and N. Sparveris, “Measurement of the neutron charge radius and the role of its constituents,” *Nature Commun.* **12**, no.1, 1759 (2021) [arXiv:2103.10840 [nucl-ex]].
- [51] K. Borah, R. J. Hill, G. Lee and O. Tomalak, “Parametrization and applications of the low- Q^2 nucleon vector form factors,” *Phys. Rev. D* **102**, no.7, 074012 (2020) [arXiv:2003.13640 [hep-ph]].
- [52] Y. H. Lin, H. W. Hammer and U. G. Meißner, “New Insights into the Nucleon’s Electromagnetic Structure,” *Phys. Rev. Lett.* **128**, no.5, 052002 (2022) [arXiv:2109.12961 [hep-ph]].
- [53] Y. H. Lin, F. K. Guo and U. G. Meißner, “The Proton Charge Radius from Dimuon Photoproduction off the Proton,” [arXiv:2407.20375 [hep-ph]].